








































YEAR	CC	CID	LITER	CYL	ENGINE	MODEL	BORE	GRV	RING TYPE	HAST SET	CYL SET	SIZE
												
JEEP												
1991-96	1468	92	1.5 L	4	Vin Q	Eagle 12 Valve	75.50 2.972	1.20 1.50 3.00	398 BF CR S 126 RVT PC GI 054 FV CR 732 FV CR	2C4668 2C4668010 2C4668020 2C4668030 2C4668040 2C4668060	4	STD 0.25 0.50 0.75 1.00 1.50
1988-92	1468	92	1.5 L	4		Eagle	75.50 2.972	1.50 1.50 4.00	032 BF PC GI 126 RVT PC GI 058 FV CR 732 FV CR 363 BF CR GI 126 RVT PC GI 058 FV CR 732 FV CR 327 BF PM GI 126 RVT PC GI 058 FV CR 732 FV CR	5716 5716010 5716020 5716030 5716040 5716060 2C5716 2C5716010 2C5716020 2C5716030 2C5716040 2C5716060 2M5716 2M5716010 2M5716020 2M5716030 2M5716040	4	STD 0.25 0.50 0.75 1.00 1.50 STD 0.25 0.50 0.75 1.00 1.50 STD 0.25 0.50 0.75 1.00
1989-90	1595	98	1.6 L	4	DOHC	Eagle	82.30 3.240	1.20 1.50 3.00	398 BF CR S 126 RVT PC GI 997 FV CR 732 FV CR	2C4669 2C4669020 2C4669030 2C4669040	4	STD 0.50 0.75 1.00
1989-94	1754	107	1.8 L	4		Eagle	80.60 3.173	1.50 1.50 4.00	032 BF PC GI 401 SCR PC GI 058 FV CR 732 FV CR 363 BF CR GI 401 SCR PC GI 058 FV CR 732 FV CR	4367 4367020 4367030 4367040 2C4367 2C4367020 2C4367030 2C4367040 2C4367060	4	STD 0.50 0.75 1.00 STD 0.50 0.75 1.00 1.50
1979-88	1995		2.0 L	4	829, J6R, ZEJ J5R-800 Renault Eng.	CJ-7 Laredo CJ5-CJ8	88.00 3.464	1.75 2.00 4.00	032 BF PC GI 126 RVT PC GI 056 FV CR 732 FV CR 327 BF PM GI 126 RVT PC GI 056 FV CR 732 FV CR	4257 2M4257 2M4257010	4	STD STD 0.25
1990-93	1997	122	2.0 L	4	DOHC	Eagle Incl. Turbo	85.00 3.346	1.20 1.50 3.00	398 BF CR S 126 RVT PC GI 054 FV CR 732 FV CR	2C4613 2C4613010 2C4613020 2C4613030 2C4613040	4	STD 0.25 0.50 0.75 1.00
1993-94	1997		2.0 L	4	4G63 Mitsubishi Eng DOHC	Incl. Turbo	85.00 3.346	1.20 1.50 3.00	398 BF CR S 126 RVT PC GI 997 FV CR 732 FV CR	2C4768 2C4768010 2C4768020 2C4768030 2C4768040 2C4768060	4	STD 0.25 0.50 0.75 1.00 1.50



YEAR	CC	CID	LITER	CYL	ENGINE	MODEL	BORE	GRV	RING TYPE	HAST SET	CYL SET	SIZE
												
JEEP												
2009-15	1997	122	2.0 L	4	ECN Vin:A	World Eng.	86.00 3.386	1.20 1.20 2.00	398 BF CR S 126 RVT PC GI 993 FV CR 005 FV CR	2C4835 2C4835020 2C4835030 2C4835040	4	STD 0.50 0.75 1.00
1995-98	1997	122	2.0 L	4	4G63 Mitsubishi Eng DOHC	Incl. Turbo	85.00 3.346	1.20 1.50 2.80	398 BF CR S 126 RVT PC GI 997 FV CR 732 FV CR	2C4933 2C4933010 2C4933020 2C4933030 2C4933040 2C4933060	4	STD 0.25 0.50 0.75 1.00 1.50
2010-on	2143		2.2 L	4	OM 651.925 Mercedes Eng	Compass Diesel Eng	83.00 3.268	2.00 1.75 2.00	255 TBF CC DI 123 RVT PC DI 248 CF CR 881 2PCO	2D7440 2D744025 2D744050	4	STD 0.25 0.50
1940-74	2196	134	2.2 L	4	CJ2A, CJ3A, MB, 475	3 Ring Piston	3 1/8	3/32 3/32 3/16	032 BF PC GI 126 RVT PC GI 871 FV CR 732 FV CR 362 BF 3CR GI 126 RVT PC GI 871 FV CR 732 FV CR	828 828020 828030 828040 828060 828080 2C828 2C828020 2C828030 2C828040 2C828060	4	STD 0.50 0.75 1.00 1.50 2.00 STD 0.50 0.75 1.00 1.50
2007-15	2360	144	2.4 L	4	Vin:2	World Eng.	88.00 3.464	1.20 1.20 2.00	398 BF CR S 126 RVT PC GI 993 FV CR 005 FV CR	2C5297 2C5297020 2C5297030 2C5297040	4	STD 0.50 0.75 1.00
1992-93	2393	146	2.4 L	4	T		86.50 3.405	1.50 1.50 4.00	032 BF PC GI 126 RVT PC GI 058 FV CR 732 FV CR 362 BF 3CR GI 126 RVT PC GI 058 FV CR 732 FV CR	4638 4638020 4638030 4638040 4638060 2C4638 2C4638010 2C4638020 2C4638030 2C4638040	4	STD 0.50 0.75 1.00 1.50 STD 0.25 0.50 0.75 1.00
1983-95	2458	150	2.5 L	4		Eagle	3 7/8	5/64 5/64 3/16	032 BF PC GI 126 RVT PC GI 860 FV CR 732 FV CR 362 BF 3CR GI 126 RVT PC GI 860 FV CR 732 FV CR 327 BF PM GI 126 RVT PC GI 860 FV CR 732 FV CR	665 665010 665020 665030 665040 665060 2C665 2C665010 2C665020 2C665030 2C665040 2C665060 2M665 2M665010 2M665020 2M665030 2M665040 2M665060 2M665080	4	STD 0.25 0.50 0.75 1.00 1.50 STD 0.25 0.50 0.75 1.00 1.50 STD 0.25 0.50 0.75 1.00 1.50 2.00
















YEAR	CC	CID	LITER	CYL	ENGINE	MODEL	BORE	GRV	RING TYPE	HAST SET	CYL SET	SIZE
												
JEEP												
1996-02	2458	150	2.5 L	4	L4 Vin P		98.43 3.875	1.50 1.50 4.00	032 BF PC GI 126 RVT PC GI 056 FV CR 732 FV CR 327 BF PM GI 126 RVT PC GI 056 FV CR 732 FV CR	4925 4925020 4925030 4925040 4925060 2M4925 2M4925020 2M4925030 2M4925040 2M4925060	4	STD 0.50 0.75 1.00 1.50 STD 0.50 0.75 1.00 1.50
1980	2474	151	2.5 L	4		Deep Oil Ring Grv.	4.000	5/64 5/64 3/16	032 BF PC GI 126 RVT PC GI 860 FV CR 732 FV CR 362 BF 3CR GI 126 RVT PC GI 860 FV CR 732 FV CR 397 BF PM S 126 RVT PC GI 860 FV CR 732 FV CR	5570 5570020 5570030 5570040 5570060 2C5570 2C5570020 2C5570030 2C5570040 2C5570060 2M5570 2M5570020 2M5570030 2M5570040 2M5570060 2M5570065	4	STD 0.50 0.75 1.00 1.50 STD 0.50 0.75 1.00 1.50 STD 0.50 0.75 1.00 1.50 1.63
1981	2474	151	2.5 L	4		Shallow Oil Ring Grv.	4.000	5/64 5/64 3/16	032 BF PC GI 126 RVT PC GI 872 FV CR 732 FV CR 362 BF 3CR GI 126 RVT PC GI 872 FV CR 732 FV CR 397 BF PM S 126 RVT PC GI 872 FV CR 732 FV CR	5630 5630020 5630030 5630040 2C5630 2C5630020 2C5630030 2C5630040 2C5630060 2M5630 2M5630020 2M5630030 2M5630040	4	STD 0.50 0.75 1.00 STD 0.50 0.75 1.00 1.50 STD 0.50 0.75 1.00
















YEAR	CC	CID	LITER	CYL	ENGINE	MODEL	BORE	GRV	RING TYPE	HAST SET Set #	CYL SET	SIZE
JEEP												
1982-84	2474	151	2.5 L	4		Shallow Oil Ring Grv.	4.000	1/16 5/64 3/16	032 BF PC GI 126 RVT PC GI 872 FV CR 732 FV CR 362 BF 3CR GI 126 RVT PC GI 872 FV CR 732 FV CR 327 BF PM GI 126 RVT PC GI 872 FV CR 732 FV CR	5663 5663020 5663030 5663040 5663060 2C5663 2C5663020 2C5663030 2C5663040 2C5663060 2M5663 2M5663020 2M5663030 2M5663040 2M5663060	4	STD 0.50 0.75 1.00 1.50 STD 0.50 0.75 1.00 1.50 STD 0.50 0.75 1.00 1.50
1984	2835	173	2.8 L	6		Deep Oil Ring Grv.	89.00 3.504	1.50 2.00 4.75	032 BF PC GI 126 RVT PC GI 860 FV CR 732 FV CR 363 BF CR GI 126 RVT PC GI 860 FV CR 732 FV CR 397 BF PM S 126 RVT PC GI 860 FV CR 732 FV CR	5632 5632010 5632020 5632030 5632040 5632060 2C5632 2C5632020 2C5632030 2C5632040 2C5632060 2M5632 2M5632010 2M5632020 2M5632030 2M5632040 2M5632060	6	STD 0.25 0.50 0.75 1.00 1.50 STD 0.50 0.75 1.00 1.50 STD 0.25 0.50 0.75 1.00 1.50
1985-86	2835	173	2.8 L	6		Shallow Oil Ring Grv.	89.00 3.504	1.50 2.00 4.75	032 BF PC GI 126 RVT PC GI 872 FV CR 732 FV CR 397 BF PM S 126 RVT PC GI 872 FV CR 732 FV CR	6194 6194020 6194030 6194040 6194060 2M6194 2M6194010 2M6194020 2M6194030 2M6194040 2M6194060	6	STD 0.50 0.75 1.00 1.50 STD 0.25 0.50 0.75 1.00 1.50
1996	2966	181	2.9 L	4	4G93 Mitsubishi Eng		81.00 3.189	1.20 1.20 2.80	398 BF CR S 126 RVT PC GI 997 FV CR 732 FV CR	2C4769 2C4769020 2C4769030 2C4769040	4	STD 0.50 0.75 1.00
1988-93	2982	182	3.0 L	6	Sleeved Eng.	Eagle, Renault	93.00 3.661	1.75 1.75 3.50	363 BF CR GI 126 RVT PC GI 056 FV CR 732 FV CR	2C4672	6	STD
















YEAR	CC	CID	LITER	CYL	ENGINE	MODEL	BORE	GRV	RING TYPE	HAST SET	CYL SET	SIZE
												
JEEP												
1993-97	3294	201	3.3 L	6			93.00 3.661	1.50 1.50 3.00	032 BF PC GI 126 RVT PC GI 872 FV CR 732 FV CR	4636 4636020 4636030 4636040 4636060	6	STD 0.50 0.75 1.00 1.50
									327 BF PM GI 126 RVT PC GI 872 FV CR 732 FV CR	2M4636 2M4636010 2M4636020 2M4636030 2M4636040 2M4636060	6	STD 0.25 0.50 0.75 1.00 1.50
2010-18	3604	220	3.6 L	6	G	Grand Cherokee, Wrangler	96.00 3.779	1.20 1.20 2.00	398 BF CR S 126 RVT PC GI 991 FV CR 005 FV CR	2C4550 2C4550020 2C4550030 2C4550040	6	STD 0.50 0.75 1.00
1966-71	3687	225	3.7 L	6			3 3/4	5/64 5/64 3/16	032 BF PC GI 126 RVT PC GI 860 FV CR 732 FV CR	656 656010 656020 656030 656040 656060	6	STD 0.25 0.50 0.75 1.00 1.50
									362 BF 3CR GI 126 RVT PC GI 860 FV CR 732 FV CR	2C656 2C656010 2C656020 2C656030 2C656040 2C656060	6	STD 0.25 0.50 0.75 1.00 1.50
									327 BF PM GI 126 RVT PC GI 860 FV CR 732 FV CR	2M656 2M656010 2M656020 2M656030 2M656040 2M656060	6	STD 0.25 0.50 0.75 1.00 1.50
1955-62		226		6	6-226, L6-226	Panel Delivery, Station Sedan, FC170	3 5/16	3/32 3/32 5/32 5/32	032 BF PC GI 126 RVT PC GI 860 FV CR 732 FV CR 501 1PCO PC GI 901 GL	4233 4233040	6	STD 1.00
1999-11	3703	226	3.7 L	6	Vin: K		93.00 3.661	1.50 1.50 3.00	032 BF PC GI 126 RVT PC GI 872 FV CR 732 FV CR	4636 4636020 4636030 4636040 4636060	6	STD 0.50 0.75 1.00 1.50
									327 BF PM GI 126 RVT PC GI 872 FV CR 732 FV CR	2M4636 2M4636010 2M4636020 2M4636030 2M4636040 2M4636060	6	STD 0.25 0.50 0.75 1.00 1.50
















YEAR	CC	CID	LITER	CYL	ENGINE	MODEL	BORE	GRV	RING TYPE	HAST SET	CYL SET	SIZE
												
JEEP												
1962-66	3769	230	3.8 L	6	OHC	Tornado, A, B Series	3.344	5/64 5/64 3/16	032 BF PC GI 126 RVT PC GI 860 FV CR 732 FV CR 362 BF 3CR GI 126 RVT PC GI 860 FV CR 732 FV CR	834 834030 834040 2C834 2C834030 2C834040	6	STD 0.75 1.00 STD 0.75 1.00
2001-12	3785	231	3.8 L	6	Vin:1	Wrangler	96.00 3.779	1.20 1.50 3.00	398 BF CR S 126 RVT PC GI 872 FV CR 732 FV CR 397 BF PM S 126 RVT PC GI 872 FV CR 732 FV CR	2C4890 2C4890004 2C4890010 2C4890020 2C4890030 2C4890040 2C4890060 2M4890 2M4890010 2M4890020 2M4890030 2M4890040	6	STD 0.10 0.25 0.50 0.75 1.00 1.50 STD 0.25 0.50 0.75 1.00
1966-83	3802	232	3.8 L	6			3 3/4	5/64 5/64 3/16	032 BF PC GI 126 RVT PC GI 860 FV CR 732 FV CR 362 BF 3CR GI 126 RVT PC GI 860 FV CR 732 FV CR 327 BF PM GI 126 RVT PC GI 860 FV CR 732 FV CR	656 656010 656020 656030 656040 656060 2C656 2C656010 2C656020 2C656030 2C656040 2C656060 2M656 2M656010 2M656020 2M656030 2M656040 2M656060	6	STD 0.25 0.50 0.75 1.00 1.50 STD 0.25 0.50 0.75 1.00 1.50 STD 0.25 0.50 0.75 1.00 1.50



YEAR	CC	CID	LITER	CYL	ENGINE	MODEL	BORE	GRV	RING TYPE	HAST SET	CYL SET	SIZE
												
JEEP												
1986-95	3966	242	4.0 L	6			3 7/8	5/64 5/64 3/16	032 BF PC GI 126 RVT PC GI 860 FV CR 732 FV CR	667 667010 667020 667030 667040 667060 667080	6	STD 0.25 0.50 0.75 1.00 1.50 2.00
									362 BF 3CR GI 126 RVT PC GI 860 FV CR 732 FV CR	2C667 2C667010 2C667020 2C667030 2C667040 2C667060 2C667080	6	STD 0.25 0.50 0.75 1.00 1.50 2.00
									327 BF PM GI 126 RVT PC GI 860 FV CR 732 FV CR	2M667 2M667010 2M667020 2M667030 2M667040 2M667060 2M667080	6	STD 0.25 0.50 0.75 1.00 1.50 2.00
1996-06	3966	242	4.0 L	6	Vin:S	Shallow Oil Ring Grv.	98.43 3.875	1.50 1.50 4.00	032 BF PC GI 126 RVT PC GI 056 FV CR 732 FV CR	4815 4815020 4815030 4815040	6	STD 0.50 0.75 1.00
									327 BF PM GI 126 RVT PC GI 056 FV CR 732 FV CR	2M4815 2M4815020 2M4815030 2M4815040 2M4815060	6	STD 0.50 0.75 1.00 1.50
	3966	242	4.0 L	6		Powertech, Cherokee Export	98.43 3.875	2.00 2.00 4.75	032 BF PC GI 126 RVT PC GI 860 FV CR 732 FV CR	9549 9549020 9549030 9549040 9549060	2	STD 0.50 0.75 1.00 1.50
1971-90	4228	258	4.2 L	6			3 3/4	5/64 5/64 3/16	032 BF PC GI 126 RVT PC GI 860 FV CR 732 FV CR	656 656010 656020 656030 656040 656060	6	STD 0.25 0.50 0.75 1.00 1.50
									362 BF 3CR GI 126 RVT PC GI 860 FV CR 732 FV CR	2C656 2C656010 2C656020 2C656030 2C656040 2C656060	6	STD 0.25 0.50 0.75 1.00 1.50
									327 BF PM GI 126 RVT PC GI 860 FV CR 732 FV CR	2M656 2M656010 2M656020 2M656030 2M656040 2M656060	6	STD 0.25 0.50 0.75 1.00 1.50



YEAR	CC	CID	LITER	CYL	ENGINE	MODEL	BORE	GRV	RING TYPE	HAST SET	CYL SET	SIZE
												
JEEP												
2008-13	4670	285	4.7 L	8	Vin: P	Cherokee	93.00 3.661	1.20 1.50 2.50	397 BF PM S 126 RVT PC GI 995 FV CR 732 FV CR	2M5165 2M5165010 2M5165020 2M5165030 2M5165040	8	STD 0.25 0.50 0.75 1.00
1999-07	4703	287	4.7 L	8	Vin: N	Cherokee	93.00 3.661	1.50 1.50 3.00	032 BF PC GI 126 RVT PC GI 872 FV CR 732 FV CR 335 T PM DI 126 RVT PC GI 872 FV CR 732 FV CR	4790 4790010 4790020 4790030 4790040 2M4790 2M4790010 2M4790020 2M4790030 2M4790040	8	STD 0.25 0.50 0.75 1.00 STD 0.25 0.50 0.75 1.00
1971-81	4982	304	5.0 L	8			3 3/4	5/64 5/64 3/16	032 BF PC GI 126 RVT PC GI 860 FV CR 732 FV CR 363 BF CR GI 126 RVT PC GI 860 FV CR 732 FV CR 327 BF PM GI 126 RVT PC GI 860 FV CR 732 FV CR	568 568010 568020 568030 568040 568060 568080 568100 2C568 2C568010 2C568020 2C568030 2C568040 2C568060 2M568 2M568010 2M568020 2M568030 2M568040 2M568060 2M568080 2M568100	8	STD 0.25 0.50 0.75 1.00 1.50 2.00 2.50 STD 0.25 0.50 0.75 1.00 1.50 2.00 2.50 STD 0.25 0.50 0.75 1.00 1.50 2.00 2.50
1993-94	5146	314	3.5 L	6			96.00 3.779	1.50 1.50 3.00	032 BF PC GI 126 RVT PC GI 872 FV CR 732 FV CR 327 BF PM GI 126 RVT PC GI 872 FV CR 732 FV CR	4648 4648010 4648020 4648030 4648040 4648060 2M4648 2M4648020 2M4648030 2M4648040 2M4648060	6	STD 0.25 0.50 0.75 1.00 1.50 STD 0.50 0.75 1.00 1.50



YEAR	CC	CID	LITER	CYL	ENGINE	MODEL	BORE	GRV	RING TYPE	HAST SET Set #	CYL SET	SIZE
JEEP												
1992-97	5211	318	5.2 L	8		Shallow Oil Ring Grv.	99.31 3.910	2.00 2.00 4.00	032 BF PC GI 126 RVT PC GI 872 FV CR 732 FV CR 363 BF CR GI 126 RVT PC GI 872 FV CR 732 FV CR 397 BF PM S 126 RVT PC GI 872 FV CR 732 FV CR	4735 4735020 4735030 4735040 4735060 2C4735 2C4735020 2C4735030 2C4735040 2C4735060 2M4735 2M4735020 2M4735030 2M4735040 2M4735060	8	STD 0.50 0.75 1.00 1.50 0.50 0.75 1.00 1.50 0.50 0.75 1.00 1.50
1966-68	5359	327	5.4 L	8			4.000	5/64 5/64 3/16	032 BF PC GI 126 RVT PC GI 860 FV CR 732 FV CR 362 BF 3CR GI 126 RVT PC GI 860 FV CR 732 FV CR 397 BF PM S 126 RVT PC GI 860 FV CR 732 FV CR	139 139010 139020 139030 139040 139060 139070 139080 139100 2C139 2C139010 2C139020 2C139030 2C139040 2C139060 2C139070 2C139080 2M139 2M139005 2M139010 2M139020 2M139030 2M139040 2M139060 2M139070 2M139080 2M139100	8	STD 0.25 0.50 0.75 1.00 1.50 1.75 2.00 2.50 0.25 0.50 0.75 1.00 1.50 1.75 2.00 0.13 0.25 0.50 0.75 1.00 1.50 1.75 2.00 2.50
2003-08	5703	348	5.7 L	8	Vin: D,H,2	Hemi	99.50 3.917	1.50 1.50 3.00	032 BF PC GI 126 RVT PC GI 997 FV CR 732 FV CR 397 BF PM S 126 RVT PC GI 997 FV CR 732 FV CR	5097 5097010 5097020 5097030 5097040 2M5097 2M5097010 2M5097020 2M5097030 2M5097040 2M5097060	8	STD 0.25 0.50 0.75 1.00 0.25 0.50 0.75 1.00 1.50



YEAR	CC	CID	LITER	CYL	ENGINE	MODEL	BORE	GRV	RING TYPE	HAST SET Set #	CYL SET	SIZE
JEEP												
1968-71	5735	350	5.7 L	8			3.800	5/64 5/64 3/16	032 BF PC GI 126 RVT PC GI 860 FV CR 732 FV CR 362 BF 3CR GI 126 RVT PC GI 860 FV CR 732 FV CR 327 BF PM GI 126 RVT PC GI 860 FV CR 732 FV CR	696 696010 696020 696030 696040 696060 2C696 2C696010 2C696020 2C696030 2C696040 2C696060 2M696 2M696020 2M696030 2M696040 2M696060	8	STD 0.25 0.50 0.75 1.00 1.50 STD 0.25 0.50 0.75 1.00 1.50 STD 0.50 0.75 1.00 1.50
1971-91	5899	360	5.9 L	8			4.080	5/64 5/64 3/16	032 BF PC GI 126 RVT PC GI 860 FV CR 732 FV CR 362 BF 3CR GI 126 RVT PC GI 860 FV CR 732 FV CR 327 BF PM GI 126 RVT PC GI 860 FV CR 732 FV CR	693 693020 693030 693040 693060 2C693 2M693 2M693020 2M693030 2M693040 2M693060	8	STD 0.50 0.75 1.00 1.50 STD STD 0.50 0.75 1.00 1.50
1998	5899	360	5.9 L	8			101.60 4.000	1.50 1.50 4.00	032 BF PC GI 126 RVT PC GI 635 FV CR 732 FV CR 327 BF PM GI 126 RVT PC GI 635 FV CR 732 FV CR	4346 4346020 4346030 4346040 4346060 2M4346 2M4346010 2M4346020 2M4346030 2M4346040 2M4346060	8	STD 0.50 0.75 1.00 1.50 STD 0.25 0.50 0.75 1.00 1.50
2005-10	6063	370	6.1 L	8			103.00 4.055	1.50 1.50 3.00	397 BF PM S 126 RVT PC GI 054 FV CR 732 FV CR	2M4907 2M4907010 2M4907020 2M4907030 2M4907040 2M4907060	8	STD 0.25 0.50 0.75 1.00 1.50



YEAR	CC	CID	LITER	CYL	ENGINE	MODEL	BORE	GRV	RING TYPE	HAST SET Set #	CYL SET	SIZE
JEEP												
1974-77	6571	401	6.6 L	8			4.165	5/64 5/64 3/16	032 BF PC GI 126 RVT PC GI 860 FV CR 732 FV CR 362 BF 3CR GI 126 RVT PC GI 860 FV CR 732 FV CR 327 BF PM GI 126 RVT PC GI 860 FV CR 732 FV CR	672 672030 672040 2C672 2M672 2M672030	8 8 8	STD 0.75 1.00 STD STD 0.75

