

# bed sashes

- 06**    **Style SASH A1 Bed Sash**  
Plain (simply quilted) with 7cm sewn in border
- 08**    **Style SASH B3 Bed Sash**  
With all-over Technoquilting and turned under edge
- 10**    **Style SASH C10 Bed Sash**  
Plain (simply quilted) with 7cm double-sided mitred border (reversible)
- 12**    **Style SASH D11 Bed Sash**  
With all-over Technoquilting in centre panel and 7cm double sided mitred border (reversible)



# Style SASH A1 bed sash – half width

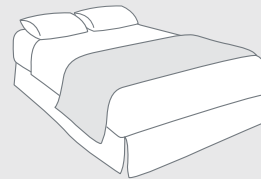
Plain (simply quilted) with 7cm sewn in border

STANDARD SPECIFICATION		OPTIONS
Wadding:	Inherently FR hollowfi bre 135g	100g
Lining:	Residential: Client's own	(a) Ivory polycotton (b) Funktion 100% Polyester FR (29 colours)
	Contract: Client's own	(a) Inherently FR lining to BS7175 (ivory/colours) (b) Funktion 100% Polyester FR (29 colours)
Edge Detail:	7cm sewn in border	Increase sewn in border width

## HALF WIDTH OF FABRIC WIDE (65cm) or specify width up to 65cm



See Image 01



FABRIC REQUIREMENTS: all fabrics railroaded

BED SIZE	FINISHED SASH SIZE	FACE FABRIC	REVERSE FABRIC (IF REQ'D)	MULTIPLES OF 2 FACE FABRIC (EACH)	MULTIPLES OF 2 REVERSE FABRIC (EACH)
single (3') 92cm	180 x 65cm	2m	2m	1m	1m
single 100cm	188 x 65cm	2m	2m	1m	1m
double (4'6") 140cm	228 x 65cm	2.4m	2.4m	1.2m	1.2m
queen (5') 150cm	240 x 65cm	2.5m	2.5m	1.3m	1.3m
king (6') 180cm	270 x 65cm	2.8m	2.8m	1.4m	1.4m
superking 200cm	290 x 65cm	3m	3m	1.5m	1.5m

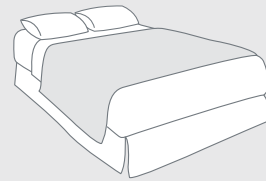
SCARF WIDTH SASHES – As only half width of fabric required, meterage stated for one sash allows for:  
Face fabric of 2 x half width sashes or face and lining for one.

# Style SASH A1 bed sash – full width

Plain (simply quilted) with 7cm sewn in border

STANDARD SPECIFICATION		OPTIONS
<b>Wadding:</b>	Inherently FR hollowfibre 135g	100g
<b>Lining:</b>	Residential: Client's own	(a) Ivory polycotton (b) Funktion 100% Polyester FR (29 colours)
	Contract: Client's own	(a) Inherently FR lining to BS7175 (ivory/colours) (b) Funktion 100% Polyester FR (29 colours)
<b>Edge Detail:</b>	7cm sewn in border	Increase sewn in border width

## FULL WIDTH OF FABRIC WIDE (130cm) or specify width 65cm +



**FABRIC REQUIREMENTS:** all fabrics railroaded

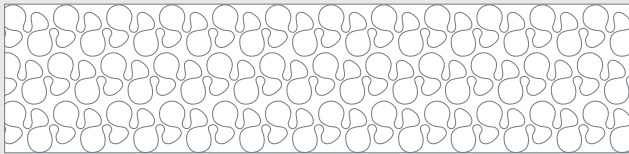
BED SIZE	FINISHED SASH SIZE	FACE FABRIC	REVERSE FABRIC (IF REQ'D)
single (3') 92cm	180 x 130cm	2m	2m
single 100cm	188 x 130cm	2m	2m
double (4'6") 140cm	228 x 130cm	2.4m	2.4m
queen (5') 150cm	240 x 130cm	2.5m	2.5m
king (6') 180cm	270 x 130cm	2.8m	2.8m
superking 200cm	290 x 130cm	3m	3m

# Style SASH B3 bed sash – half width

With all-over Technoquilting and turned under edge

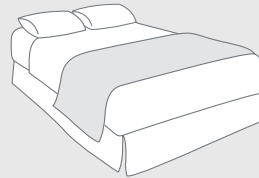
STANDARD SPECIFICATION		OPTIONS
<b>Wadding:</b>	Inherently FR hollowfibre 135g	100g
<b>Lining:</b>	Residential: Client's own	(a) Ivory polycotton (b) Funktion 100% Polyester FR (29 colours)
	Contract: Client's own	(a) Inherently FR lining to BS7175 (ivory/colours) (b) Funktion 100% Polyester FR (29 colours)
<b>Edge Detail:</b>	Turned under edge	

## HALF WIDTH OF FABRIC WIDE (65cm) or specify width up to 65cm



Technoquilting option shown in Funky Vermicelli. See website for other available designs.

See Image 04



**FABRIC REQUIREMENTS:** all fabrics railroaded

BED SIZE	FINISHED SASH SIZE	FACE FABRIC	REVERSE FABRIC (IF REQ'D)	MULTIPLES OF 2 FACE FABRIC (EACH)	MULTIPLES OF 2 REVERSE FABRIC (EACH)
single (3') 92cm	180 x 65cm	2m	2m	1m	1m
single 100cm	188 x 65cm	2m	2m	1m	1m
double (4'6") 140cm	228 x 65cm	2.4m	2.4m	1.2m	1.2m
queen (5') 150cm	240 x 65cm	2.5m	2.5m	1.3m	1.3m
king (6') 180cm	270 x 65cm	2.8m	2.8m	1.4m	1.4m
superking 200cm	290 x 65cm	3m	3m	1.5m	1.5m

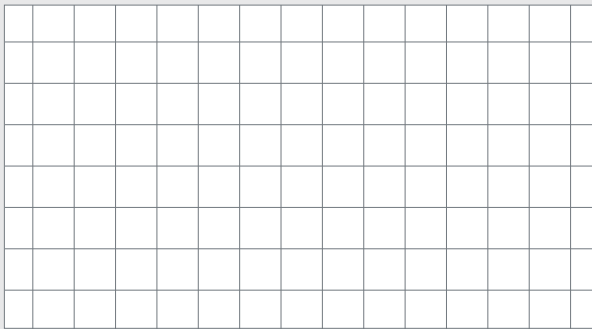
**SCARF WIDTH SASHES** – As only half width of fabric required, meterage stated for one sash allows for:  
Face fabric of 2 x half width sashes or face and lining for one.

# Style SASH B3 bed sash – full width

With all-over Technoquilting and turned under edge

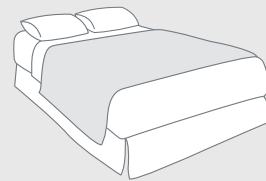
STANDARD SPECIFICATION		OPTIONS
<b>Wadding:</b>	Inherently FR hollowfibre 135g	100g
<b>Lining:</b>	Residential: Client's own	(a) Ivory polycotton (b) Funktion 100% Polyester FR (29 colours)
	Contract: Client's own	(a) Inherently FR lining to BS7175 (ivory/colours) (b) Funktion 100% Polyester FR (29 colours)
<b>Edge Detail:</b>	Turned under edge	

## FULL WIDTH OF FABRIC WIDE (130cm) or specify width 65cm+



Technoquilting option shown in Box. See website for other available designs.

See Image 05



**FABRIC REQUIREMENTS:** all fabrics railroaded

BED SIZE	FINISHED SASH SIZE	FACE FABRIC	REVERSE FABRIC (IF REQ'D)
single (3') 92cm	180 x 130cm	2m	2m
single 100cm	188 x 130cm	2m	2m
double (4'6") 140cm	228 x 130cm	2.4m	2.4m
queen (5') 150cm	240 x 130cm	2.5m	2.5m
king (6') 180cm	270 x 130cm	2.8m	2.8m
superking 200cm	290 x 130cm	3m	3m

# Style SASH C10 bed sash – half width

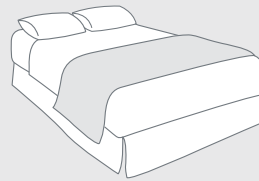
Plain (simply quilted) with 7cm double-sided mitred border (reversible)

STANDARD SPECIFICATION		OPTIONS
<b>Wadding:</b>	Inherently FR hollowfibre 135g	100g
<b>Lining:</b>	Residential: Client's own	(a) Ivory polycotton (b) Funktion 100% Polyester FR (29 colours)
	Contract: Client's own	(a) Inherently FR lining to BS7175 (ivory/colours) (b) Funktion 100% Polyester FR (29 colours)
<b>Edge Detail:</b>	7cm double-sided mitred border	

## HALF WIDTH OF FABRIC WIDE (65cm) or specify width up to 65cm



See Image 09



**FABRIC REQUIREMENTS:** all fabrics railroaded

BED SIZE	FINISHED SASH SIZE	FACE FABRIC	CONTRAST MITRED EDGE	REVERSE FABRIC (IF REQ'D)	MULTIPLES OF 2 FACE FABRIC (EACH)	MULTIPLES OF 2 CONTRAST (EACH)	MULTIPLES OF 2 REVERSE FABRIC (EACH)
single (3') 92cm	180 x 65cm	1.9m	1.9m	1.9m	1m	1m	1m
single 100cm	188 x 65cm	2m	2m	2m	1m	1m	1m
double (4'6") 140cm	228 x 65cm	2.4m	2.4m	2.4m	1.2m	1.2m	1.2m
queen (5') 150cm	240 x 65cm	2.5m	2.5m	2.5m	1.3m	1.3m	1.3m
king (6') 180cm	270 x 65cm	2.8m	2.8m	2.8m	1.4m	1.4m	1.4m
superking 200cm	290 x 65cm	3m	3m	3m	1.5m	1.5m	1.5m

**SCARF WIDTH SASHES** – As only half width of fabric required, meterage stated for one sash allows for:  
Face fabric of 2 x half width sashes or face and lining for one.


**CONTRAST BORDER** – As full length but only half width of fabric required, contrast meterage stated for one sash allows for border to 2 x sashes.

# Style SASH C10 bed sash – full width

Plain (simply quilted) with 7cm double-sided mitred border (reversible)

STANDARD SPECIFICATION		OPTIONS
<b>Wadding:</b>	Inherently FR hollowfibre 135g	100g
<b>Lining:</b>	Residential: Client's own	(a) Ivory polycotton (b) Funktion 100% Polyester FR (29 colours)
	Contract: Client's own	(a) Inherently FR lining to BS7175 (ivory/colours) (b) Funktion 100% Polyester FR (29 colours)
<b>Edge Detail:</b>	7cm double-sided mitred border	

## FULL WIDTH OF FABRIC WIDE (130cm) or specify width 65cm +



**FABRIC REQUIREMENTS:** all fabrics railroaded

BED SIZE	FINISHED SASH SIZE	FACE FABRIC	CONTRAST MITRED EDGE	MULTIPLES OF 2 CONTRAST (EACH)	REVERSE FABRIC (IF REQ'D)
single (3') 92cm	180 x 130cm	1.9m	1.9m	1m	1.9m
single 100cm	188 x 130cm	2m	2m	1m	2m
double (4'6") 140cm	228 x 130cm	2.4m	2.4m	1.2m	2.4m
queen (5') 150cm	240 x 130cm	2.5m	2.5m	1.3m	2.5m
king (6') 180cm	270 x 130cm	2.8m	2.8m	1.4m	2.8m
superking 200cm	290 x 130cm	3m	3m	1.5m	3m

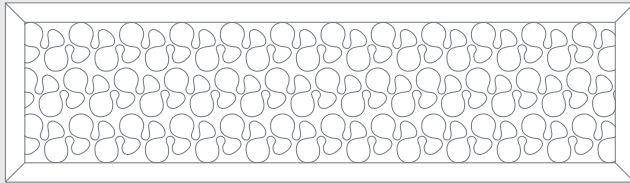
**CONTRAST BORDER** – As full length but only half width of fabric required, contrast meterage stated for one sash allows for border to 2 x sashes.

# Style SASH D11 bed sash – half width

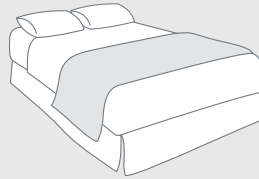
With all-over Technoquilting (see quilting designs menu) and 7cm double sided mitred border (reversible)

STANDARD SPECIFICATION		OPTIONS
<b>Wadding:</b>	Inherently FR hollowfibre 135g	100g
<b>Lining:</b>	Residential: Client's own	(a) Ivory polycotton (b) Funktion 100% Polyester FR (29 colours)
	Contract: Client's own	(a) Inherently FR lining to BS7175 (ivory/colours) (b) Funktion 100% Polyester FR (29 colours)
<b>Edge Detail:</b>	7cm double-sided mitred border	

## HALF WIDTH OF FABRIC WIDE (65cm) or specify width up to 65cm



Technoquilting option shown in Funky Vermicelli.  
See website for other available designs.



**FABRIC REQUIREMENTS:** all fabrics railroaded

BED SIZE	FINISHED SASH SIZE	FACE FABRIC	CONTRAST MITRED EDGE	REVERSE FABRIC (IF REQ'D)	MULTIPLES OF 2 FACE FABRIC (EACH)	MULTIPLES OF 2 CONTRAST (EACH)	MULTIPLES OF 2 REVERSE FABRIC (EACH)
single (3') 92cm	180 x 65cm	1.9m	1.9m	1.9m	1m	1m	1m
single 100cm	188 x 65cm	2m	2m	2m	1m	1m	1m
double (4'6") 140cm	228 x 65cm	2.4m	2.4m	2.4m	1.2m	1.2m	1.2m
queen (5') 150cm	240 x 65cm	2.5m	2.5m	2.5m	1.3m	1.3m	1.3m
king (6') 180cm	270 x 65cm	2.8m	2.8m	2.8m	1.4m	1.4m	1.4m
superking 200cm	290 x 65cm	3m	3m	3m	1.5m	1.5m	1.5m

**SCARF WIDTH SASHES** – As only half width of fabric required, meterage stated for one sash allows for:  
Face fabric of 2 x half width sashes or face and lining for one.

**CONTRAST BORDER** – As full length but only half width of fabric required, contrast meterage stated for one sash allows for border to 2 x sashes.




# Style SASH D11 bed sash – full width

With all-over Technoquilting (see quilting designs menu) and 7cm double sided mitred border (reversible)

STANDARD SPECIFICATION		OPTIONS
<b>Wadding:</b>	Inherently FR hollowfibre 135g	100g
<b>Lining:</b>	Residential: Client's own	(a) Ivory polycotton (b) Funktion 100% Polyester FR (29 colours)
	Contract: Client's own	(a) Inherently FR lining to BS7175 (ivory/colours) (b) Funktion 100% Polyester FR (29 colours)
<b>Edge Detail:</b>	7cm double-sided mitred border	

## FULL WIDTH OF FABRIC WIDE (130cm) or specify width 65cm +



Technoquilting option shown in Box.  
See website for other available designs.



See Image 10

**FABRIC REQUIREMENTS:** all fabrics railroaded

BED SIZE	FINISHED SASH SIZE	FACE FABRIC	CONTRAST MITRED EDGE	MULTIPLES OF 2 CONTRAST (EACH)	REVERSE FABRIC (IF REQ'D)
single (3') 92cm	180 x 130cm	1.9m	1.9m	1m	1.9m
single 100cm	188 x 130cm	2m	2m	1m	2m
double (4'6") 140cm	228 x 130cm	2.4m	2.4m	1.2m	2.4m
queen (5') 150cm	240 x 130cm	2.5m	2.5m	1.3m	2.5m
king (6') 180cm	270 x 130cm	2.8m	2.8m	1.4m	2.8m
superking 200cm	290 x 130cm	3m	3m	1.5m	3m

**CONTRAST BORDER** – As full length but only half width of fabric required, contrast meterage stated for one sash allows for border to 2 x sashes.