



**US
PRODUCTS**

Product and Solutions Guide > **Premise Networks Division**

*Bringing Advanced Physical Layer Lifecycle
Management to Enterprises Worldwide*

molex[®]

Table of Contents






Section	Title	Brands	Performance Level	Product Families
	A Advanced Physical Layer Management	MIIM™	Category 6A Category 6 OM1 (62.5/125µm) OM2 (50/125µm) OM3 (50/125µm) OS1 (9/125µm)	Scanner Patch Panel Outlet Terminator Software
	B Copper Solutions UTP/FTP	PowerCat™	Category 6A Category 6 Category 5e	Cable Patch Cords Patch Panels Connectors Modules/Outlets/Wallplates Consolidation Points
	C PDS Solutions UTP	110®	Category 6 Category 5e	Termination Blocks Connectors Patch Cords Racks
	D Fiber Optic Solutions	Lightband™	OM1 (62.5/125µm) OM2 (50/125µm) OM3 (50/125µm) OM4 (50/125µm) OS1 (9/125µm) OS2 (9/125µm)	Xtreme Density System Cable Patch Panels & Enclosures Patch Cords Connectors & Adapters Modules/Outlets/Wallplates
	E Pre-Terminated Solutions	ModLink™	OM1 (62.5/125µm) OM2 (50/125µm) OM3 (50/125µm) OM4 (50/125µm) OS1 (9/125µm) OS2 (9/125µm)	Cassettes Panels Cables

Table of Contents

Section	Title	Brands	Performance Level	Product Families
	F Work Area Solutions	USP WM-12 Streamline™ Synergy™ USO II™	Category 6 Category 5e	Unloaded Wallplates Unloaded Surface Blocks 25 x 50mm Modules & Wallplates 25 x 38.5mm Modules & Wallplates
	G Media Configurable	MUTO		Modules Enclosure Keystone Jacks
	H Industrial Solutions	PowerCat™ Lightband™	Category 5e OM1 (62.5/125µm) OM2 (50/125µm) OM3 (50/125µm) OS1 (9/125µm)	Outlets Patch Cords
	I Cable Management			Vertical & Horizontal Cable Manager Ring Run Panels
	J Tools & Testers	110 Style SLT3S		Tools Testers Termination Kits
	K Order No. Reference			

110® is a registered trademark of AT&T

Contura™, DataGate™, Euromod™, KATT™, Laserstream™, MIIM™, ModLink™, MOD-SNAP™, PowerCat™, SLT3S™, Synergy™ and USO II™ are trademarks of Molex Incorporated
ST® and LC, MT-RJ® & MTP® are registered trademark of Lucent Technologies, AMP Technologies and US Conec Ltd respectively.

one company > a world of innovation

Whether you require one product or a total end-to-end solution, Molex Premise Networks is committed to assisting you in making the right choice for your business requirements.

Our team of technical experts will provide you with a true and honest assessment of your business requirements and design a customized system to support your business today, while providing the necessary performance to future-proof your requirements for tomorrow.

By choosing Molex you can be safe in the knowledge that whatever the project, our goal is to ensure that your upgrade to a new system runs smoothly. We work closely with our Business Partners to maintain the highest standards, regardless of the complexity of the project.

This commitment to our customers is reflected in our 25 year System Performance and Application Assurance Warranty and the ongoing support we provide to our business partners.

Whether you require one product or a total end-to-end solution, we are poised to deliver what you need, when you need it.

MOLEX IS COMMITTED TO PRESERVING THE GLOBAL ENVIRONMENT

e c o c a r e

We understand that preservation of the global environment is an important issue for everyone, and that our business operations have an effect on the global environment. As a responsible corporate citizen, we are committed to using environmentally conscious practices during the design and manufacture of our products. These environmental practices are designed to ensure that Molex is developing sustainability through environmental preservation activities.

- ✦ Establish and implement effective Environmental Management Systems
- ✦ Comply with all relevant environmental, health and safety, legal and other requirements
- ✦ Operate our facilities in a way that considers the efficient use of natural resources and provides a safe and healthy workplace
- ✦ Develop products that minimize environmental impact
- ✦ Continually improve our environmental, health and safety performance and operations
- ✦ Advise Molex employees and business partners of the importance of adhering to this Policy
- ✦ Reduce or eliminate emissions and discharges through pollution prevention activities: Prevent injury and illness through management practices
- ✦ Educate employees to work in an environmentally responsible and safe manner

Our worldwide manufacturing sites are certified to the ISO 14001 environmental management system standard, which requires that a broad range of environmental processes and policies be in place to minimize environmental impact and maintain compliance with environmental regulations.

Bringing Advanced Physical Layer Lifecycle Management to Enterprises Worldwide

Molex Premise Networks (MPN) commits to delivering comprehensive Advanced Physical Layer Lifecycle Management (APLLM) solutions providing enterprises with the ability to manage their Physical Layer infrastructure with a level of visibility and integration unique within the structured cabling industry. Using a combination of software, electronics, traditional data transport solutions and Infrastructure Deployment Services, APLLM allows businesses to track and manage their infrastructure investment starting from planning through to design, procurement, installation, daily management of moves, adds and changes (MAC) and the eventual upgrade of that infrastructure including attached assets.

The Technology Behind APLLM

The MPN portfolio is comprised of our innovative MIIM solutions alongside a full complement of UTP, FTP copper and fiber Data Transport Systems (DTS) - which integrate seamlessly to add exciting new dimensions to network management.

MIIM™ Solution

MIIM is a comprehensive solution focused on enhancing network management at the physical layer, network security, asset management and increased productivity and visibility.

In addition to MAC & work order management, the solution detects network device connect/disconnects regardless of power or broken cables and MIIM's Device Discovery Toolkit, including Global, Directed and Event-Driven Discovery populate the MAC and IP addresses of discovered devices to the MIIM database, enabling continuous monitoring & mapping the physical layer. Compelling MIIM differentiators include true centralized management of the channel beyond the wire closet out to remote work areas regardless of LAN topology, guided patching impervious to human error and collection/reporting/ alarming of real time Layer 1 data, registering minimal impact on network resources.

Data Transport Solutions

A broad selection of standards-compliant, end-to-end structured cabling solutions including copper, fiber and free space optics that connect businesses to their mission critical applications.

IP Infrastructure Deployment Services

As demonstrated IP infrastructure experts, MPN leverages our know-how in LAN cabling to provide a suite of solution-based services which deliver value to Project Owners and Business Partners. Guided by our experience and knowledge of customer challenges and industry trends, MPN offers deployment services based on our Project Control Methodology (PCM) where real-time evidence is mapped to real-time activity by real-time on-site workers. This new capability drives unprecedented visibility and control of IP infrastructure deployments from planning and design, through to bid management, project implementation and even ongoing maintenance. In addition to PCM-based services, MPN also provides MIIM APLM implementation services.

Whatever your requirement, we have a solution that supports it.

Advanced Physical Layer Management

MIIM™

A



The MIIM™ solution provides the most comprehensive Advanced Physical Layer Management. Simple to implement and manage, the solution uses industry standard components and the incremental cost to the user is significantly reduced. Providing event-driven polling of attached devices, even if the device is

off, MIIM continuously monitors & maps the physical layer. It facilitates work order management, including scheduling and recording of moves, adds and changes (MACs), and enables patch guidance for technicians, with LEDs on the patch panels to indicate ports with pending work orders

MIIM Scanner

MIIM scanners monitor activity on a MIIM enabled system. Each 1U scanner can be connected to up to 48 patch panels, providing monitoring of up to 1152 separate physical channels. Standard RJ45 patch cords are used to connect scanners and patch panels.

MIIM scanners can be configured and activated independently of the software. When the MIIM application software is connected to the scanner, it “discovers” active hardware and devices on the network and uploads this information onto the MIIM application software. Scanners monitor the connection state of MIIM channels and pass state change data to the MIIM application software. This triggers MIIM's Event-Driven Discovery function which queries the associated switch and updates the software.

- Event-Driven Discovery enables continuous updating of MIIM with minimal impact to the network
- Simple scanner configuration
- Auto discovery of active hardware/devices & automatic database population
- Mission critical port disconnection alerts
- Low power consumption with no fans or cooling required
- Automatic Rediscovery/Re-synchronization after outage or system failure
- Transaction queues record events for later delivery if the scanner is disconnected from the MIIM application
- Data bus connection between the scanner and patch panel is via an industry standard RJ45 patch cord

Order No.	SAP No.	Description
IMS-00100	183240000	MIIM 576 Channel Scanner

Dimensions: 44mm H x 483mm W x 216mm D (1.75" H x 19.0" W x 8.5" D)
Shipping Weight: 4kg (8.8lbs.)



PID-00266

MIIM G2 Patch Panels

MIIM G2 Patch Panels are used within the MIIM System. Each 1U 24 Port Patch Panel has one data bus connection port located on the rear of the panel.

The data bus connection port connects the panel to the MIIM scanner via a standard RJ45 patch cord. The patch panel is used by the MIIM system to track connectivity in the patch zone and work area. LED status indicators on the panel show status of connectivity between the panel and the scanner and also provide panel guidance for work orders. Each panel contains 24 MIIM jacks which can be removed from the panel to be terminated individually with standard punch down tools. MIIM panels function as a standard patch panel when not connected to the MIIM system.

- 24 Ports 1U
- EIA 568A/B wired
- Standard 19" rack mount
- Two power status indicators to ensure proper connection of power supply from the scanner
- Data bus connection to the MIIM Scanner is via an industry standard RJ45 patch cord
- Integral cable management shelf ensures bend radius compliance
- International hardware kit contains both ANSI and metric hardware
- Can be terminated using industry standard punch-down tools
- RoHS Compliant

Order No.	SAP No.	Description
PID-00266	183210020	MIIM G2 Category 6A, 1U, 24 Port Patch Panel 568 A/B
PID-00268	183200013	MIIM G2 Category 6, 1U, 24 Port Patch Panel 568 A/B

Dimensions: 44mm H x 483mm W x 92mm D (1.75" H x 19.0" W x 4.25" D)
Shipping Weight: PID-00221 - 560g (1 lb. 4 oz.), PID-00231 - 840g (2 lb.)



MIIM Ready G2 Patch Panels

MIIM Ready G2 Category 6 Patch Panels are a cost effective solution to provide Category 6 or 6A connectivity while providing an upgrade path to full MIIM capability. The panel as delivered functions as a conventional patch panel and provides the capability to be upgraded to a fully functional MIIM panel with addition of the IMD-00001 MIIM electronics module. Each panel contains 24 MIIM jacks which can be removed from the panel to be terminated individually.

- MIIM Ready panels function as a conventional patch panel as delivered
- MIIM E-module connection with the MIIM scanner is via an industry standard RJ45 patch cord
- Field configurable for 568 A/B
- Integral cable management shelf ensures bend radius compliance
- International hardware kit contains both ANSI and metric hardware
- Can be terminated using industry standard punch-down tools

Order No.	SAP No.	Description
PID-00269	183200014	MIIM Ready G2 Category 6, 1U, 24 Port Patch Panel 568 A/B
PID-00270	183210022	MIIM Ready G2 Category 6A, 1U, 24 Port Patch Panel 568 A/B

Advanced Physical Layer Management

MIIM™



MIIM E2 Intelligent E-Module

The MIIM E2 Intelligent E-Module enables MIIM Ready G2 panels to sense adds, moves, and changes across all 24 ports on the panel. The E-module contains LED's to provide guidance for work orders on MIIM panels. Modules can be easily added to MIIM ready panels to activate full MIIM capabilities. The E-Module contains an RJ45 jack to connect it to the MIIM scanner via a standard patch cord. MIIM Panels with E-modules that are not connected to a MIIM scanner function the same as a standard patch panel.

- MIIM E-Modules provide intelligent management for MIIM G2 panels
- MIIM E-Modules are easily added and removed from any MIIM G2 panel
- LED's supply guidance for work orders and panel status
- MIIM E-modules are powered by the scanner

Order No.	SAP No.	Description
IMD-00001	183240012	MIIM E2 Intelligent E-Module



RFR-00300

MIIM 24 Port Duplex LC Fiber Panel

MIIM Fiber Optic enclosures are used within the MIIM System. The adapter interface is 24 duplex LC adapters. Each 1U 24 Port enclosure has one data bus connection port located on the rear of the panel that connects the panel to a MIIM scanner via a standard RJ45 patch cord. Two built-in power status indicators on the panel ensure visibility of power from the scanner. When connected to a MIIM scanner, the panels detect connection activity on each duplex LC port. The patch panel works as a conventional patch panel when not connected to the MIIM system

- Two power status indicators to ensure proper connection of power supply from the scanner
- Uses standard RJ45 patch cords for data bus connection to the MIIM scanner
- Panel options for Singlemode and Multimode
- Slide out cable management shelf
- Recessed mounting provides adequate space for routing patch cords, even in free standing enclosures with the front door closed
- ANSI and international metric hardware kit provided

Order No.	SAP No.	Description
RFR-00300	183230000	MIIM Singlemode 24P Duplex LC Fiber Patch Panel
RFR-00301	183230001	MIIM Multimode 24P Duplex LC Fiber Patch Panel

Dimensions: 44.2mm H x 484.6mm W x 336.6mm D (19.1" H x 1.74" W x 13.25" D)
Shipping Weight: 6.5 kg



MIIM Fiber Patch Cords

MIIM Fiber Optic Patch Cords are used to connect MIIM fiber panels within the MIIM System. MIIM patch cords incorporate a monitoring cable along with contact points on the patch cord connectors that activate the detection mechanism in the MIIM patch panel. When used with the rest of the MIIM system, the patch cords will provide connectivity information to the MIIM system.

- Monitoring contact interfaces with MIIM fiber patch panels
- MIIM patch cords are constructed from two fibers contained in an outer jacket
- Available in Singlemode (OS1) and multimode (OM1, OM2, OM3) constructions

1m	2m	3m	Description
91.PP.6A1.00100	91.PP.6A1.00200	91.PP.6A1.00300	MIIM OFPC LC-LC DUP MM OM1 PVC - 3mm
91.PP.5A1.00100	91.PP.5A1.00200	91.PP.5A1.00300	MIIM OFPC LC-LC DUP MM OM2 PVC - 3mm
91.PP.3A1.00100	91.PP.3A1.00200	91.PP.3A1.00300	MIIM OFPC LC-LC DUP MM OM3 PVC - 3mm
91.PP.8A1.00100	91.PP.8A1.00200	91.PP.8A1.00300	MIIM OFPC LC-LC DUP SM OS1 PVC - 3mm

5m	10m	Description
91.PP.6A1.00500	91.PP.6A1.01000	MIIM OFPC LC-LC DUP MM OM1 PVC - 3mm
91.PP.5A1.00500	91.PP.5A1.01000	MIIM OFPC LC-LC DUP MM OM2 PVC - 3mm
91.PP.3A1.00500	91.PP.3A1.01000	MIIM OFPC LC-LC DUP MM OM3 PVC - 3mm
91.PP.8A1.00500	91.PP.8A1.01000	MIIM OFPC LC-LC DUP SM OS1 PVC - 3mm

Weight: 1m - 18g, 2m - 34g, 3m - 49g, 5m - 83g, 10m - 157g

Advanced Physical Layer Management

MIIM™

A



IMT-00100

MIIM Outlet Terminator

The MIIM Outlet Terminator is used at the work area outlet to allow the MIIM system to monitor the connection of the horizontal cable to the work area outlet. The MIIM Outlet Terminator is effectively a stuffer cap with in-built components that work exclusively in the Molex MIIM solution. It enables the MIIM system to determine circuit integrity to the work area outlet. Communications between the MIIM Outlet Terminator and the MIIM Scanner are transparent to the data channel and operate outside the Ethernet bandwidth. The MIIM system can function independently of the MIIM outlet terminator. However, the terminator provides enhanced functionality in terms of monitoring spare or unused channels.

- Confirms circuit integrity between the MIIM patch panel and the work area outlet
- Enables monitoring of changes and detects the presence of devices at the outlet
- Transparent to the Data Channel
- RoHS Compliant

Order No.	SAP No.	Description
IMT-00100	183220000	MIIM Category 6 Outlet Terminator (pack of 24)
IMT-00101	183220001	MIIM Category 6A Outlet Terminator (pack of 24)

Note: Pack does not include DataGate Jacks



MIIM Application Software

MIIM Application Software is a client server based Software program and is the central data manager for the MIIM System. It manages OSI Layer 1 assets and provides instantaneous information to the IT Manager regarding connectivity on MIIM enabled channels. The software documents planned and unplanned changes to the network. It allows continuous monitoring of the complete physical channel from work area outlet to the active network device. It automatically monitors all connections/disconnections, updates all MACs to the database, identifies and confirms port availability and notifies the IT Manager of all unscheduled or unauthorized network changes. Event-Driven Discovery gathers device information attached to outlets and is triggered by updates to the scanner. The software allows global network access and cost effective network management.

- Hierarchical view of entire enterprise layer 1 infrastructure to the port/outlet
- Event monitoring of all connections/disconnections
- Event-Driven Discovery keeps data current and minimizes network bandwidth usage
- Monitors connectivity and devices, even if the device is turned off
- Enables guided patching
- Search feature to easily locate assets and information
- Event logs for audit trails
- Layer 1 assets linked to building maps
- Open systems architecture can link with other network management applications
- Suite of management reports available
- Unrestricted number of users per license

Order No.	SAP No.	Description
IMA-00101	183250003	MIIM 96 Channel PP License
IMA-00102	183250004	MIIM Server Application License
IMM-00101	183250002	MIIM 96 Channel PP License Software Maintenance
IMM-00102	183250005	MIIM Server Support/Maintenance

Advanced Physical Layer Management MIIM™ICS



Part of the MIIM™ solution, MIIM ICS enables the deployment of an intelligent solution to an existing network immediately without impacting on restricted budget or crucial resources. Businesses can easily integrate intelligent capabilities with this simple to use solution. MIIM ICS can transform any businesses in any

sector, offering all the benefits of an intelligent advanced physical layer managed network without the hassle.

MIIM ICS 1 Gigabit 24 Port Patch Panel

MIIM ICS G2 1 Gigabit Patch Panels are used within the MIIM System. Each 1U 24 Port Patch Panel includes an E-module with one data bus connection port located on the E-module. The data bus connection port connects the panel to the MIIM scanner via a standard RJ45 patch cord.

MIIM ICS panels are installed in front of existing panels. Each MIIM ICS jack has a pigtail that connects the MIIM ICS port to the corresponding panel on the panel in the rack. Threaded standoffs are included with the panel to mount the MIIM ICS panel in front of the patch panel in the rack.

- Power Status LED's indicate connection and communication with the MIIM Scanner
- Port Status LED's provide guidance to complete work orders
- MIIM E-module connection with the MIIM scanner is via an industry standard RJ45 patch cord
- Jacks are field configurable for 568 A/B
- Mounting standoffs available for ANSI and metric hardware
- MIIM ICS panels attach directly to existing patch panels



Order No.	SAP No.	Description
PID-00273	183200016	MIIM ICS G2 1GB UTP 24 Port Patch Panel US
PID-00274	183210024	MIIM ICS G2 1GB FTP 24 Port Patch Panel US

Copper Solutions

PowerCat™ 6A Shielded

B



KSJ-00062-04



Designed to support 10 Gigabit Ethernet (10GBase -T), Category 6A is an optimum structured cabling solution offering superior performance where speed, reliability and long term tenancy is required. It is the system of choice for Data Centers, financial institutions and enterprises requiring maximum

performance levels for their businesses. The solution is designed specifically for high speed data transmissions demanding little room for error, while offering exceptional alien crosstalk suppression, excellent transmission performance and protection against Electromagnetic Interference (EMI). (RoHS Compliant)

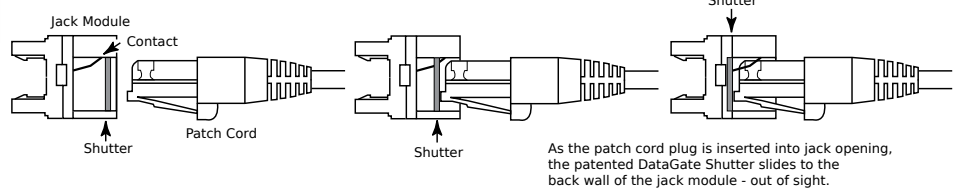
PowerCat 6A DataGate™ Shielded Jack

The DataGate Jack is the cornerstone of the Molex Premise Networks PowerCat 6A System performance. The product offers superior alien crosstalk suppression and excellent electromagnetic interference (EMI) protection by utilizing a robust die-cast zinc alloy connector body housing.

This shielded jack features a unique spring-loaded shutter that not only protects it from dust and contaminants, but the ingenious spring-loaded design also ejects improperly seated patch cords. The product is dual color coded for either 568A or 568B wiring schedules and is backwards compatible with Shielded C6 and C5e systems. Also available in side entry variation, ideal for use in work area outlet applications with limited back box space.

- 360° Shielded RJ45 Jack
- Robust die-cast zinc alloy housing
- Dual Color coding allows 568A/B wiring
- Patented IDC V-Shaped contacts that flex not fatigue when terminated
- Patented spring-loaded shutter
- RJ-11 compatible
- Accepts color coded port identification icons
- Supplied with all C6A patch panels
- Available in either traditional rear or side entry variations
- Side entry jack allows cable termination either side
- 100% factory tested
- RoHS compliant
- Molex 4 Pair Termination Tool or industry standard 110 termination tool compatible

DataGate Shutter Operation



Order No.	SAP No.	Description
KSJ-00062-04	183010002	PowerCat 6A DataGate Shielded Jack RJ45 568A/B - Black
KSJ-00073-04	183010046	PowerCat 6A DataGate Shielded Side Entry Jack - Black

Dimensions: 23.1mm H x 17.8mm W x 41.3 D
Shipping Weight: 25g

PowerCat 6A Shielded Patch Panels

PowerCat 6A Patch Panels features the unique DataGate shielded connector. This shielded connector offers superior alien crosstalk suppression and excellent electromagnetic interference (EMI) protection by utilizing robust die-cast zinc alloy connector body housing.

Patch Panels are made from robust sheet metal and are supplied with removable rear cable management trays for cable strain relief and neat cable dressing, front and rear port numbering and individual ports may be color coded using connector icon labels for site specific network administration.

- 24 Ports 1U & 48 Port 2U
- EIA 568A/B wired
- Standard 19" rack mount
- IDC contacts that flex not fatigue when terminated
- Pointed IDC towers to speed termination and enhance cable retention
- Integral cable management shelf ensure bend radius compliance
- Grounding screws included



PID-00220



Order No.	SAP No.	Description
PID-00217	182960000	PowerCat 6A 24 Port Loaded Patch Panel 568A/B Shielded - 1U
PID-00219	182960002	PowerCat 6A 48 Port Loaded Patch Panel 568A/B Shielded - 2U
PID-00218	182960001	PowerCat 6A 24 Port Angled Patch Panel 568A/B Shielded - 1U
PID-00220	182960003	PowerCat 6A 48 Port Angled Patch Panel 568A/B Shielded - 2U

Dimensions: PID-00217 - 44mm H x 483mm W x 98mm D, PID-00219 - 88mm H x 483mm W x 98mm D, PID-00218 - 44mm H x 483mm W x 197mm D, PID-00220 - 88mm H x 483mm W x 197mm D
Shipping Weight: PID-00217 & PID-00218 - 530g, PID-00219 & PID-00220 - 1kg

Copper Solutions

PowerCat™ 6A Shielded



The PowerCat 6A system is independently tested and verified by Intertek ETL for Category 6A compliance to TIA/EIA-568 C.2 and ISO/IEC 11801:2002/Amend 1:2008

PowerCat 6A Shielded Patch Cords

Molex PowerCat 6A Shielded Patch Cords are key components of the PowerCat 6A shielded end-to-end solution. Designed to support high speed 10GBASE-T networks, they are also backward compatible with 10/100/1000BASE-T networks. The patch cable is made from high quality four pair 26 AWG stranded copper wire. Available in a range of colors and lengths, PowerCat 6A patch cords are pre-terminated with RJ45 plugs and feature anti-snag slim strain relief slip on boots.

- 4 pair 26AWG shielded stranded copper cable
- Pre-terminated with RJ45 plugs
- Slim clear anti-snag slip on boots
- Suitable for EIA 568A/B wiring applications
- PVC jacket
- 10G Performance when installed as a complete PowerCat 6A Shielded System
- RoHS Compliant

Order No.	SAP No.	Description
PCD-07020-**	Consult Molex	PowerCat 6A Patch Cord 568A/B Shielded, PVC - 1m
PCD-07021-**	Consult Molex	PowerCat 6A Patch Cord 568A/B Shielded, PVC - 2m
PCD-07023-**	Consult Molex	PowerCat 6A Patch Cord 568A/B Shielded, PVC - 3m
PCD-07024-**	Consult Molex	PowerCat 6A Patch Cord 568A/B Shielded, PVC - 5m
PCD-07026-**	Consult Molex	PowerCat 6A Patch Cord 568A/B Shielded, PVC - 7m
PCD-07029-**	Consult Molex	PowerCat 6A Patch Cord 568A/B Shielded, PVC - 10m

** Color Options - 0C = Red, 0E = Gray, 0H = Blue, 0J = Green, 0K = Yellow, 0W = White, 0N = Orange, BK = Black



PowerCat 6A Shielded Cable

- Supports high speed data network applications such as 10-Gigabit Ethernet (10GBASE-T)
- Enhanced performance overall single foil shielded twisted pair cable construction
- Minimizes alien crosstalk, provides excellent signal isolation and provides superior electromagnetic interference (EMI) protection.
- 1000 ft. to 0 ft. markers

- ETL verified to TIA-568-C.2 Cat 6A component compliance
- Resistant to alien crosstalk
- Color coded for ease of termination
- Enhanced performance overall single foil shielded twisted pair cable construction
- Available in UL Listed CMR and CMP constructions
- RoHS Compliant

Order No.	SAP No.	Description
CAA-0320P-02	183020005	PowerCat6A F/UTP 4 Pair Cable, Plenum, 1000 ft Reel - White
CAA-0320P-08	183020003	PowerCat6A F/UTP 4 Pair Cable, Plenum, 1000 ft Reel - Gray
CAA-0320P-BL	183020004	PowerCat6A F/UTP 4 Pair Cable, Plenum, 1000 ft Reel - Blue
CAA-0320R-02	183020008	PowerCat6A F/UTP 4 Pair Cable, Riser, 1000 ft Reel - White
CAA-0320R-08	183020006	PowerCat6A F/UTP 4 Pair Cable, Riser, 1000 ft Reel - Gray
CAA-0320R-BL	183020007	PowerCat6A F/UTP 4 Pair Cable, Riser, 1000 ft Reel - Blue

Note: Other cable colors available upon request

Copper Solutions

PowerCat™ 6 UTP

B



Molex's Category 6 Product Range, PowerCat 6 is designed to meet or exceed the requirements of current international standards and has been independently tested and verified by Intertek ETL for Category 6 component

compliance. The solution features cable, patch cords, patch panels and wall outlet solutions suitable for a wide range of territorial requirements.

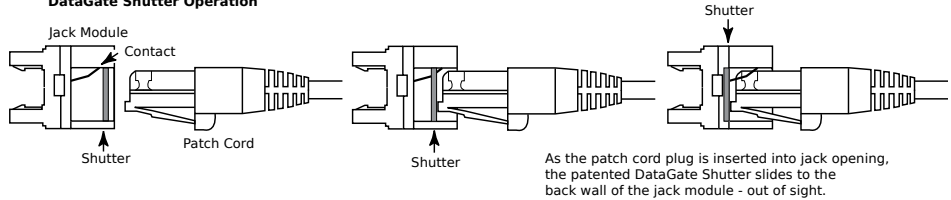
PowerCat 6 UTP DataGate™ Jack

The DataGate Jack is the cornerstone of the Molex Premise Networks PowerCat 6 System performance.

This jack features a unique spring-loaded shutter that not only protects it from dust and contaminants, but the ingenious spring-loaded design also ejects improperly seated patch cords. The product is dual color coded for either 568A or 568B wiring schedules and is backwards compatible with C5e systems.

- Dual Color coding allows 568A/B wiring
- Patented IDC V-Shaped contacts that flex not fatigue when terminated
- Patented spring-loaded shutter
- RJ-11 compatible
- Accepts color coded port identification labels
- Molex 4 Pair Termination Tool or industry standard 110 termination tool compatible

DataGate Shutter Operation




Order No.	SAP No.	Description
KSJ-00018-**	Consult Molex	PowerCat 6 DataGate Jack 8W 568A/B
Accessories		
KSJ-00005-0*	Consult Molex	Single Position Blank Module (Bag of 25)
CSP-00021-**	Consult Molex	Blank 6-Pack Icons (Bag of 10)
CSP-00022-**	Consult Molex	Data 6-Pack Icons (Bag of 10)
CSP-00023-**	Consult Molex	Voice 6-Pack Icons (Bag of 10)

** Jack Color Options - 01 = Almond, 02 = White, 04 = Black, 05 = Ivory, 08 = Light Gray, RD = Red, BL = Blue, GR = Green, YL = Yellow, RG = Orange
 ** Icon Color Options - 02 = White, RD = Red, BL = Blue
 Dimensions: 23.9mm H x 17.8mm W x 32.3mm D (.94"H x .70"W x 1.27"D)
 Shipping Weight: 14g (.5 oz.)



4 Pair Termination Tool Page J-2



PowerCat 6 Patch Panels

PowerCat 6 Patch Panels feature the shuttered DataGate Connector which is dual color coded for either 568A or 568B wiring. The panels come complete with an integral cable management tray for cable strain relief and tidy cable dressing. Available in 24 or 48 port versions, with front and rear port labelling. Individual ports can be color coded using an icon for site-specific network administration.

- Shuttered DataGate RJ45
- 24 Port 1U, 48 Port 2U
- EIA 568A/B color coding
- Integral rear cable management tray
- Standard 19" rack mount
- Graphite Gray finish

Order No.	SAP No.	Description
PID-00141	182040009	PowerCat 6 24 Port Patch Panel RJ45 568A/B UTP - 1U
PID-00142	182040010	PowerCat 6 48 Port Patch Panel RJ45 568A/B UTP - 2U
CMA-00110	181050037	PowerCat Rear Patch Panel Cable Manager UTP or Shielded

Dimensions: PID-00141 - 44mm H x 483mm W x 98mm D, PID-00142 - 88mm H x 483mm W x 98mm D
 Shipping Weight: PID-00141 - 530g, PID-00142 - 1kg



PowerCat 6 Angled Patch Panels

Angled Patch Panels are ideal for installations of high density or which utilise extensive side and end-of-the-rack cable management. The angled feature provides enhanced port access and minimizes patch cord bend radius to the rack. Each port features a patented spring-loaded shutter and can be color coded using an icon for site specific network administration. The panel provides both front and rear port number identification.

- Shuttered DataGate RJ45
- 24 Ports 1U & 48 Port 2U
- Category 6 performance
- EIA 568A/B wired
- Standard 19" rack mount
- Individually removable patch panel ports
- Integral cable rear management

Order No.	SAP No.	Description
PID-00156	182080297	PowerCat 6 24 Port Angled Patch Panel RJ45 568A/B UTP - 1U
PID-00157	182080299	PowerCat 6 48 Port Angled Patch Panel RJ45 568A/B UTP - 2U

Dimensions: PID-00156 - 44mm H x 483mm W x 197mm D, PID-00157 - 88mm H x 483mm W x 197mm D
 Shipping Weight: PID-00156 - 530g, PID-00157 - 1kg

Copper Solutions

PowerCat™ 6 UTP

B



PowerCat 6 U/UTP Patch Cords

Molex PowerCat 6 U/UTP Patch Cords are key components of PowerCat 6 U/UTP End-to-End Solution. The PowerCat 6 Patch Cords are designed to support data networks for 10/100BASE-T and 1000BASE-T applications. The patch cable is made from high quality four pair 24 AWG stranded copper wire. Available in a range of colors and lengths, PowerCat 6 Patch Cords are pre-terminated with RJ45 plugs and feature anti-snap slim strain relief slip on boots.

- 4 pair 24 AWG stranded wire
- Pre-terminated with WE8W plugs
- Slim clear anti-snap slip on boots
- Suitable for EIA 568A or 568B wiring applications
- PVC sheath
- RoHS Compliant

Order No.	SAP No.	Description
PCD-02040-**	Consult Molex	PowerCat 6 U/UTP Patch Cord PVC - 0.5m
PCD-02041-**	Consult Molex	PowerCat 6 U/UTP Patch Cord PVC - 1m
PCD-02047-**	Consult Molex	PowerCat 6 U/UTP Patch Cord PVC - 1.5m
PCD-02042-**	Consult Molex	PowerCat 6 U/UTP Patch Cord PVC - 2m
PCD-02043-**	Consult Molex	PowerCat 6 U/UTP Patch Cord PVC - 3m
PCD-02044-**	Consult Molex	PowerCat 6 U/UTP Patch Cord PVC - 5m
PCD-02045-**	Consult Molex	PowerCat 6 U/UTP Patch Cord PVC - 7m
PCD-02046-**	Consult Molex	PowerCat 6 U/UTP Patch Cord PVC - 10m

** Color Options - 0C = Red, 0E = Gray, 0H = Blue, 0J = Green, 0K = Yellow, 0W = White, 0P = Purple, 0N = Orange, BK = Black



PowerCat 6 U/UTP Cable

- Supports ultra high speed data networks such as Gigabit Ethernet (1000 BASE-T)
- Full duplex operation capable over four cable pairs
- 1000 ft. to 0 ft. markers
- Supplied in convenient 1000 ft. (305m)
- Specified and tested to 500MHz
- ETL Verified
- 23 AWG Conductors for improved Insertion Loss Performance
- Overall diameter of .20"
- Available in white, blue and light gray sheaths for application versatility
- UL listed and verified
- RoHS compliant

Order No.	SAP No.	Description
CAA-0195P-02	181740024	PowerCat 6 U/UTP 4 Pair Cable, Plenum, 1000 ft Box - White
CAA-0195P-08	181740025	PowerCat 6 U/UTP 4 Pair Cable, Plenum, 1000 ft Box - Light Gray
CAA-0195P-BL	181740023	PowerCat 6 U/UTP 4 Pair Cable, Plenum, 1000 ft Box - Blue
CAA-0195R-02	181740027	PowerCat 6 U/UTP 4 Pair Cable, Riser, 1000 ft Box - White
CAA-0195R-08	181740028	PowerCat 6 U/UTP 4 Pair Cable, Riser, 1000 ft Box - Light Gray
CAA-0195R-BL	181740026	PowerCat 6 U/UTP 4 Pair Cable, Riser, 1000 ft Box - Blue

Note: Other cable colors available upon request

Copper Solutions

PowerCat™ 6e UTP

B



PowerCat 6e U/UTP Cable

- Supports ultra high speed data networks such as Gigabit Ethernet (1000 BASE-T)
- Features innovative pair twisting to ensure optimum Return Loss and NEXT performance and maintains pair twist rate during installation
- Incorporates central spine maintaining pair separation during installation to ensure premium performance
- Exceeds electrical transmission performance specified by TIA-568-C.2 standard
- ETL Verified
- RoHS compliant
- Supplied in convenient 1000 ft
- UL Listed & Verified
- 23 AWG Conductors for improved Insertion Loss Performance
- Available in white, blue and light gray sheaths for application versatility
- 1000 ft. to 0 ft., markers
- Specified and tested to 500MHz

Order No.	SAP No.	Description
CAA-0181P-02	181700030	PowerCat 6e U/UTP 4 Pair Cable, Plenum, 1000 ft Box - White
CAA-0181P-08	181700028	PowerCat 6e U/UTP 4 Pair Cable, Plenum, 1000 ft Box - Light Gray
CAA-0181P-BL	181700031	PowerCat 6e U/UTP 4 Pair Cable, Plenum, 1000 ft Box - Blue
CAA-0181R-02	181700025	PowerCat 6e U/UTP 4 Pair Cable, Riser, 1000 ft Box - White
CAA-0181R-08	181700023	PowerCat 6e U/UTP 4 Pair Cable, Riser, 1000 ft Box - Light Gray
CAA-0181R-BL	181700024	PowerCat 6e U/UTP 4 Pair Cable, Riser, 1000 ft Box - Blue

Note: Other cable colors available upon request

Copper Solutions PowerCat™ 5e UTP

Molex's Category 5e product range is known as the PowerCat system and is designed to meet or exceed the requirements of current international standards.

The product range offers backwards compatibility with Category 5 systems, with enhanced performance.

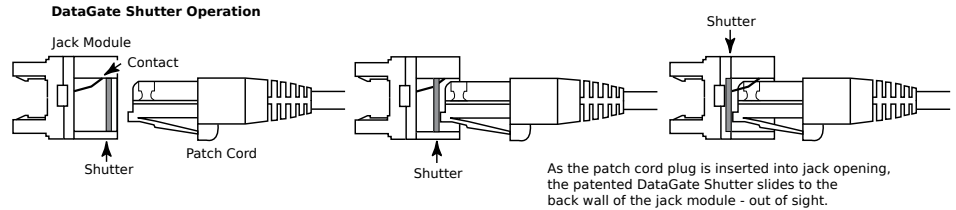


PowerCat 5e UTP DataGate™ Jack

The DataGate Jack is the cornerstone of the Molex Premise Networks PowerCat 5e System performance.

This jack features a unique spring-loaded shutter that not only protects it from dust and contaminants, but the ingenious spring-loaded design also ejects improperly seated patch cords. The product is dual color coded for either 568A or 568B wiring schedules.

- Dual Color coding allows 568A/B wiring
- Patented IDC V-Shaped contacts that flex not fatigue when terminated
- Patented spring-loaded shutter
- RJ-11 compatible
- Accepts color coded port identification labels
- Molex 4 Pair Termination Tool or industry standard 110 termination tool compatible



Order No.	SAP No.	Description
KSJ-00024-**	Consult Molex	PowerCat 5e DataGate Jack 8W 568A/B
Accessories		
KSJ-00005-0*	Consult Molex	Single Position Blank Module (Bag of 25)
CSP-00021-**	Consult Molex	Blank 6-Pack Icons (Bag of 10)
CSP-00022-**	Consult Molex	Data 6-Pack Icons (Bag of 10)
CSP-00023-**	Consult Molex	Voice 6-Pack Icons (Bag of 10)

** Jack Color Options - 01 = Almond, 02 = White, 04 = Black, 05 = Ivory, 08 = Light Gray, RD = Red, BL = Blue, GR = Green, YL = Yellow, RG = Orange
 ** Icon Color Options - 02 = White, RD = Red, BL = Blue
 Dimensions: 423.9 H x 17.8 W x 32.3 D
 Shipping Weight: 14g



PowerCat 5e DataGate Patch Panel

PowerCat 5e Patch Panels are the premier Molex Premise Networks patch panel product line, and are a key product used in Both Category 5e link and channel gigabit ethernet applications. PowerCat Category 5e DataGate Panels feature the shuttered DataGate connector, with its patented spring-loaded shutter and can be color coded to match jack outlets. Offering both front and rear labeling options, the patch panel is constructed of cold-rolled steel for additional strength and durability. These panels come with integral rear cable management trays and are available in 24 and 48 port versions.

- 19" Shuttered DataGate Category 5e Panel
- Each port features the patented spring-loaded shutter:
 - prevents incomplete mating
 - protects from dust and contaminants
- Patented IDC V-shaped contacts that flex, not fatigue, when terminated
- EIA 568A/B color coded
- Integral cable management tray
- Graphite gray finish

Order No.	SAP No.	Description
PID-00174	182080372	PowerCat 5e 24 Port DataGate Patch Panel RJ45 568A/B UTP - 1U
PID-00175	182080374	PowerCat 5e 48 Port DataGate Patch Panel RJ45 568A/B UTP - 2U
CMA-00110	181050037	PowerCat Rear Patch Panel Cable Manager UTP or Shielded

Dimensions: PID-00174 - 44mm H x 483mm W x 98mm D, PID-00175 - 88mm H x 483mm W x 98mm D
 Shipping Weight: PID-00174 - 530g, PID-00175 - 14g

Copper Solutions

PowerCat™ 5e UTP

B



PID-00154



PowerCat Angled Patch Panels

Angled Patch Panels are ideal for installations of high density or which utilize extensive side and end-of-the-rack cable management. The angled feature provides enhanced port access and minimizes patch cord bend radius to the rack. Each port features a patented spring-loaded shutter and can be color coded to match jack outlets and provides both front and rear labelling options.

- Angled design
- Shuttered DataGate RJ45
- 24 Ports 1U & 48 Port 2U
- Category 5e performance
- EIA 568A/B wired
- Standard 19" rack mount
- Individually removable patch panel ports
- Integral cable management tray

Order No.	SAP No.	Description
PID-00154	182020245	PowerCat 5e 24 Port Angled Patch Panel RJ45 568A/B UTP - 1U
PID-00155	182080295	PowerCat 5e 48 Port Angled Patch Panel RJ45 568A/B UTP - 2U

Dimensions: PID-00154 - 44mm H x 483mm W x 197mm D, PID-00155 - 88mm H x 483mm W x 197mm D
Shipping Weight: PID-00154 - 530g, PID-00155 - 1kg




PowerCat UTP High Density Patch Panels

PowerCat High Density Patch Panels are ideal for installations where cabinet/rack space is at a premium. Providing 48 ports in 1U, this patch panel offers an integral rear cable management tray specifically designed for neat and easy cable dressing. The front of the panel has a clear port labelling facility for site-specific network administration.

- PowerCat (Category 5e) performance
- 48 Ports 1U
- PCB mounted KATT IDC
- EIA 568B wired
- Standard 19" rack mounted
- Integral cable management tray
- Graphite gray finish

Order No.	SAP No.	Description
PID-00073	181820012	PowerCat 5e 48 Port High Density Patch Panel RJ45 56B UTP - 1U



PID-00258




PID-00259

PowerCat Unloaded DataGate Panels

The Molex PowerCat Unloaded DataGate Patch Panels can be configured to provide the exact number of modular ports required. DataGate Category 5e UTP, Category 6 UTP, or Category 6A shielded jacks can be terminated to cable and then snapped into this DataGate patch panel. The patch panel and rear cable manager are constructed of cold-rolled steel for strength and durability.

- Available in 1U 24P Flat, 1U 24P Angled, 2U 48P Flat, 2U 48P Angled
- Easy snap in DataGate UTP or Shielded Jacks (sold separately)
- Modularity provides installation flexibility
- Front portable labelling
- Individually removable patch panel ports
- Removable cable management shelf ensures bend radius compliance
- ANSI and metric hardware kit included
- Grounding screws included



PID-00260



PID-00261

Order No.	SAP No.	Description
PID-00258	180810031	PowerCat 24 Port DataGate Patch Panel, Unloaded UTP or Shielded - 1U
PID-00259	180810032	PowerCat 24 Port DataGate Angled Patch Panel, Unloaded UTP or Shielded - 1U
PID-00260	180810033	PowerCat 48 Port DataGate Patch Panel, Unloaded UTP or Shielded - 2U
PID-00261	180810034	PowerCat 48 Port DataGate Angled Patch Panel, Unloaded UTP or Shielded - 2U
CMA-00110	181050037	PowerCat Rear Patch Panel Cable Manager UTP or Shielded

Dimensions: PID-00258 - 44mm H x 483mm W x 125mm D, PID-00259 - 44mm H x 483mm W x 235mm D, PID-00260 - 88mm H x 483mm W x 125mm D, PID-00261 - 88mm H x 483mm W x 235mm D,

Copper Solutions

PowerCat™ 5e UTP



PowerCat 5e U/UTP Cable

Molex Category 5e cable is designed for horizontal network and voice applications in a structured cabling system. PowerCat 5e Cables were designed to support data networks for 10/100BASE-T and 1000BASE-T applications

- Specified and tested to 100 MHz
- ETL verified to TIA-568-C.2 Cat 5e and ISO/IEC 11801
- 1000 foot to 0 foot markers
- Supplied in convenient 1000 foot boxes
- RoHS compliant



Order No.	SAP No.	Description
CAA-0184P-02	0181700047	PowerCat 5e 4 Pair Cable, Plenum, 1000 ft Box - White
CAA-0184P-08	0181700048	PowerCat 5e 4 Pair Cable, Plenum Light, 1000 ft Box - Gray
CAA-0184P-BL	0181700046	PowerCat 5e 4 Pair Cable, Plenum, 1000 ft Box - Blue
CAA-0184R-02	0181700044	PowerCat 5e 4 Pair Cable, Riser, 1000 ft Box - White
CAA-0184R-08	0181700045	PowerCat 5e 4 Pair Cable, Riser, 1000 ft Box - Light Gray
CAA-0184R-BL	0181700043	PowerCat 5e 4 Pair Cable, Riser, 1000 ft Box - Blue

Note: Other cable colors available upon request



PowerCat UTP Patch Cords

Molex PowerCat 5e U/UTP Patch Cords are key components of PowerCat 5e U/UTP End-to-End Solution. PowerCat Patch Cords were designed to support data networks for 10/100BASE-T and 1000BASE-T applications. The patch cable is made from high quality four pair 24 AWG stranded copper wire. Available in a range of colors and lengths, PowerCat 5e patch cords are pre-terminated with RJ45 plugs and feature anti-slug slim strain relief slip on boots.

- 4 pair 24 AWG stranded wire
- Pre-terminated with WE8W plugs
- Slim clear anti-slug slip on boots
- Suitable for EIA 568A or 568B wiring applications
- PVC sheath
- RoHS Compliant

Order No.	SAP No.	Description
PCD-01040-**-	Consult Molex	PowerCat 5e U/UTP Patch Cord PVC - 0.5m
PCD-01041-**-	Consult Molex	PowerCat 5e U/UTP Patch Cord PVC - 1m
PCD-01047-**-	Consult Molex	PowerCat 5e U/UTP Patch Cord PVC - 1.5m
PCD-01042-**-	Consult Molex	PowerCat 5e U/UTP Patch Cord PVC - 2m
PCD-01043-**-	Consult Molex	PowerCat 5e U/UTP Patch Cord PVC - 3m
PCD-01044-**-	Consult Molex	PowerCat 5e U/UTP Patch Cord PVC - 5m
PCD-01045-**-	Consult Molex	PowerCat 5e U/UTP Patch Cord PVC - 7m
PCD-01046-**-	Consult Molex	PowerCat 5e U/UTP Patch Cord PVC - 10m

** Color Options - 0C = Red, 0E = Gray, 0H = Blue, 0J = Green, 0K = Yellow, 0W = White, 0P = Purple, 0N = Orange, BK = Black

PDS Solutions Category 6



The Category 6 Premise Distribution System (PDS) incorporates a unique pair separation design on the 4 Pair connector. This unique design feature enables 96 pairs to a base, making it one of the highest density Category 6 pair management blocks on the market.

The Molex Category 6 PDS system is independently tested and verified by ETL Semko to ensure compliance to channel and component performance criteria according to international standards.

Category 6 4 Pair IDC Connectors

The 4 Pair IDC block is a high-performance connector capable of providing high-speed data transmission. The design utilizes split-pair technology to provide Category 6 performance.

- High performance IDC
- Independently tested
- Gas tight termination

Order No.	SAP No.	Description
KPD-00088	181980071	4 Pair IDC Connectors (Each) C6



KPD-00078

Category 6 PDS 96 Pair Termination Block Kits

The 96 Pair Termination Block Base is the key component of the C6 PDS system and has the same footprint as the Category 5e 100 Pair Termination Block Base. Category 6 performance is guaranteed by the unique pair separation (for the reduction of cross-talk) designed into the base. Manufactured from flame retardant thermoplastic, the termination block base features cut-outs for easy cable routing and is available with or without legs. Supplied with label cards and label holders and 24 4 Pair IDC connectors.

- Industry standard wall mount format
- Available with or without mounting legs
- Supplied with label cards and holders
- Features cut-outs for cable routing
- Available as a kit with IDC connectors or as stand alone bases



KPD-00079

Order No.	SAP No.	Description
KPD-00078	181980088	96 Pair Base Without Legs (24 Category 6 4 Pair IDC Connectors) C6
KPD-00079	181980068	96 Pair Base With Legs (24 Category 6 4 Pair IDC Connectors) C6
KPD-00089	181980072	96 Pair Base Without Legs (No Connectors) C6
KPD-00090	181980073	96 Pair Base With Legs (No Connectors) C6



KPD-00080

Category 6 19" PDS Rack Mount Panels

Combining all the advantages of a block-based system with frame mounted active equipment, the Category 6 19" Rack Mount PDS is available as a 3U 192 pair system with 1U cable management rings or as a 4U 192 pair system with 2U cable management rings.

- 19" Rack Mount format
- 192 pair 3U or 4U
- 3U - Single shallow management rings
- 4U - Double shallow management rings
- Supplied with label cards and holders
- Features cut-outs for cable routing



KPD-00081

Order No.	SAP No.	Description
KPD-00080	181980085	192 Pair Rack Mount Panel (48 Category 6 4 Pair IDC Connectors) C6 - 3U
KPD-00081	Consult Molex	192 Pair Rack Mount Panel (48 Category 6 4 Pair IDC Connectors) C6 - 4U

Accessories

36.B0160	180410008	Purple Designation Labels - Bag of 100
36.B0170	180410009	Gray Designation Labels - Bag of 100
36.B0180	180410010	Blue Designation Labels - Bag of 100
36.B0190	180410011	Brown Designation Labels - Bag of 100

Dimensions: KPD-00080 - 129mm H x 466mm W x 62mm D, KPD-00081 - 172mm H x 466mm W x 62mm

PDS Solutions Category 6



Category 6 PDS Patch Cords

Category 6 PDS Patch Cords are available as 4 Pair to 4 Pair assemblies or 4 Pair to RJ45 variants. The Category 6 PDS Patch Cord is polarized to prevent accidental reversal of the cord. A molded-in arrow on the top of the connector provides a visual indication of the correct orientation. Integral strain relief holds the cable in place during lacing and provides proper cable retention for the terminated Category 6 PDS connector.

- 4 Pair - 4 Pair & 4 Pair - RJ45 variations available
- Circuits can be easily changed by untrained personnel without using a punch down tool
- Available in 1, 2, 3 and 5m lengths

Order No.	SAP No.	Description
KPC-00161-0E	180420088	4 Pair - 4 Pair, Category 6 PDS Patch Cord - 1m
KPC-00162-0E	180420089	4 Pair - 4 Pair, Category 6 PDS Patch Cord - 2m
KPC-00163-0E	180420090	4 Pair - 4 Pair, Category 6 PDS Patch Cord - 3m
KPC-00165-0E	180420091	4 Pair - 4 Pair, Category 6 PDS Patch Cord - 5m
KPC-00171-0E	180420092	4 Pair - RJ45, Category 6 PDS Patch Cord - 1m
KPC-00172-0E	180420093	4 Pair - RJ45, Category 6 PDS Patch Cord - 2m
KPC-00173-0E	180420094	4 Pair - RJ45, Category 6 PDS Patch Cord - 3m
KPC-00175-0E	180420095	4 Pair - RJ45, Category 6 PDS Patch Cord - 5m
KPC-00181-0E	Consult Molex	1 Pair - 1 Pair PDS Patch Cord - 1m
KPC-00182-0E	182460002	1 Pair - 1 Pair PDS Patch Cord - 2m
KPC-00183-0E	Consult Molex	1 Pair - 1 Pair PDS Patch Cord - 3m
KPC-00184-0E	Consult Molex	2 Pair - 2 Pair PDS Patch Cord - 1m
KPC-00185-0E	Consult Molex	2 Pair - 2 Pair PDS Patch Cord - 2m
KPC-00186-0E	182460004	2 Pair - 2 Pair PDS Patch Cord - 3m

PDS Solutions Category 5e



KPD-00058



KPD-00059

The Category 5e Premise Distribution System comprises 100 or 300 pair Termination Blocks, Rack Mount Panels, 110 Connectors and patch cords. Molex's PDS System is ideal for use in high density environments where space is at a premium and is one of the most cost effective

high-density patching systems on the market today.

110 Style Connector

Molex's 110 Style Connector is a high-performance IDC capable of providing all your voice and data interconnect needs.

- Available in 4 pair (8 pos) and 5 pair (10 pos) versions
- Category 5e performance
- IDC contact accepts one conductor only

Order No.	SAP No.	Description
KPD-00058	181980022	110-C4 Connectors (bag of 100)
KPD-00059	181980023	110-C5 Connectors (bag of 100)

Dimensions: KPD-00058 - 20mm H x 31mm W x 7mm D, KPD-00059 - 220mm H x 39mm W x 7mm D
Shipping Weight: KPD-00058 - 369g, KPD-00059 - 482g

Category 5e PDS 100 Pair Termination Blocks

The 100 Pair Blocks are the key component in the wall mount Category 5e PDS System. The solidly constructed unit is compatible with the popular 110 IDC PDS connector. These connectors are color coded to allow easy identification when installing 25 Pair backbone cable.

- Industry standard wall mount format
- Available with or without mounting legs
- Supplied with label cards and holders
- Features cut-outs for cable routing for easier installation



KPD-00026



KPD-00027

Order No.	SAP No.	Description
KPD-00026	181980018	100 Pair Termination Block Base (no legs)
KPD-00027	181980019	100 Pair Termination Block Base with legs
KPD-00028	181980020	300 Pair Termination Block
KPD-00053	181980039	1U PDS Horizontal Cable Manager

Dimensions: KPD-00027 - 89mm H x 273mm W x 89mm D, KPD-00028 - 267mm H x 273mm W x 89mm D
Shipping Weight: KPD-00027 - 364g, KPD-00028 - 644g

Category 5e PDS Rack Mount Panels

This cross-connect system combines the advantages of a block-based system with frame mounted active equipment. This block-based format affords individual cable pair management not possible with an RJ patching field; the installer has the advantage of defining cross connections as either 1, 2, 4 or 5 pair at the installation stage rather than at the initial design stage.

- Standard 19" rack mount
- 200 pair capacity
- 3U - small cable management rings for low density applications
- 4U - large cable management rings for high density applications



36.B040G



36.B022G

Order No.	SAP No.	Description
36.B040G	180410015	200 Pair PDS Panel - 3U (no connectors)
36.B022G	180410012	200 Pair PDS Panel - 4U (no connectors)
Accessories		
36.B0160	180410008	Purple Designation Labels - Bag of 100
36.B0170	180410009	Gray Designation Labels - Bag of 100
36.B0180	180410010	Blue Designation Labels - Bag of 100
36.B0190	180410011	Brown Designation Labels - Bag of 100

Dimensions: 36.B040G - 129mm H x 466mm W x 62mm D, 36.B022G - 172mm H x 466mm W x 62mm D

PDS Solutions



KPD-00053



36.B0024

PDS Accessories

Provides complete horizontal and vertical cable management in one unique product. Molex Premise Networks exclusive rings speed horizontal cable routing. The integral cable retention feature forms a vertical wiring trough between 2 rows of blocks. If a higher density system is needed, the ring footprint permits interchange with 100-pair bases.

- RoHS compliant

Order No.	SAP No.	Description
KPD-00053	181980039	1U PDS Horizontal Cable Manager
36.B0024	180410002	2U PDS Horizontal Cable Manager

Dimensions: KPD-00053 - 44mm H x 483mm W x 112mm D, 36.B0024 - 89mm H x 483mm W x 25mm D
Shipping Weight: KPD-00053 - 98g, 36.B0024 - 798g

Fiber Optic Solution Lightband™ Cable



Molex manufactures some of the most comprehensive fiber systems in the structured cabling market. Molex offers total fiber solutions, ideal for either Backbone or To-The-Desk applications.

Building Distribution Cable

- Easy strip buffers enable fast, consistent stripping for termination
- Flexible, small diameter cable with high tensile strength for cable routing and installation
- Listed OFNR/FT4, OFNP/FT6 and also available in low smoke zero halogen
- RoHS compliant

NON-PLENUM-OFNR

62.5/125 (OM1)	SAP No.	50/125 (OM2)	SAP No.	Description
AFOBR006OM1	180580144	AFOBR006OM2	180850088	6 Fiber, Building Indoor
AFOBR012OM1	180580146	AFOBR012OM2	180850090	12 Fiber, Building Indoor
AFOBR024OM1	180580147	AFOBR024OM2	180850091	24 Fiber, Building Indoor
AFOBR048OM1	180580149	AFOBR048OM2	180850093	48 Fiber, Building Indoor

50/125 (OM3)	SAP No.	50/125 (OM4)	SAP No.	9/125 (OS2)	SAP No.	Description
AFOBR006OM3	180580068	AFOBR006OM4	Consult Molex	AFOBR006OS2	180850108	6 Fiber, Building Indoor
AFOBR012OM3	180580070	AFOBR012OM4	Consult Molex	AFOBR012OS2	180850110	12 Fiber, Building Indoor
AFOBR024OM3	180580071	AFOBR024OM4	Consult Molex	AFOBR024OS2	180850111	24 Fiber, Building Indoor
AFOBR048OM3	180580073	AFOBR048OM4	Consult Molex	AFOBR048OS2	180850113	48 Fiber, Building Indoor

PLENUM-OFNP

62.5/125 (OM1)	SAP No.	50/125 (OM2)	SAP No.	Description
AFOBP006OM1	180580154	AFOBP006OM2	180580098	6 Fiber, Building Indoor
AFOBP012OM1	180580156	AFOBP012OM2	180580100	12 Fiber, Building Indoor
AFOBP024OM1	180580157	AFOBP024OM2	180580101	24 Fiber, Building Indoor
AFOBP048OM1	180580159	AFOBP048OM2	180580103	48 Fiber, Building Indoor

50/125 (OM3)	SAP No.	50/125 (OM4)	SAP No.	9/125 (OS2)	SAP No.	Description
AFOBP006OM3	180580078	AFOBP006OM4	Consult Molex	AFOBP006OS2	180580118	6 Fiber, Building Indoor
AFOBP012OM3	180580080	AFOBP012OM4	Consult Molex	AFOBP012OS2	180580120	12 Fiber, Building Indoor
AFOBP024OM3	180580081	AFOBP024OM4	Consult Molex	AFOBP024OS2	180580121	24 Fiber, Building Indoor
AFOBP048OM3	180580083	AFOBP048OM4	Consult Molex	AFOBP048OS2	180580123	48 Fiber, Building Indoor

Kevlar® is a registered trademark of E.I. duPont deNemours & Co. Inc.
Note: Other fiber lengths, counts and constructions available upon request

Fiber Optic Solution

Lightband™

Cable



Armored Building Distribution Cable

Molex Lightband Fiber Optic armored building distribution cable utilizes 900µm buffered fibers surrounded by aramid yarn strength members with a flame-retardant outer jacket incorporated in a jacketed interlocked armor encasing. These cables are ideal for interbuilding backbone, data center and horizontal installations. Molex armored building distribution cable is available in 50µm, 62.5µm Multimode and Singlemode fibers.

- Flexible jacketed armor maintains fiber bend radius during installation
- Armored design provides robust mechanical protection including over ten times the crush resistance of standard buffered fiber cable
- Small OD, single-pull cost effective alternative to innerduct and or conduit permitting significant installation and material cost savings
- Listed OFNR/FT4 , OFNP/FT6
- Available with Laser Optimized 10 Gigabit Ethernet fiber

NON-PLENUM-OFNR

62.5/125 (OM1)	SAP No.	50/125 (OM2)	SAP No.	Description
AFOXR006OM1	Consult Molex	AFOXR006OM2	180580341	6 Fiber, Armor Building Indoor
AFOXR012OM1	Consult Molex	AFOXR012OM2	180580346	12 Fiber, Armor Building Indoor
AFOXR024OM1	Consult Molex	AFOXR024OM2	Consult Molex	24 Fiber, Armor Building Indoor
AFOXR048OM1	180580350	AFOXR048OM2	180580280	48 Fiber, Armor Building Indoor

50/125 (OM3)	SAP No.	50/125 (OM4)	SAP No.	9/125 (OS2)	SAP No.	Description
AFOXR006OM3	180580342	AFOXR006OM4	Consult Molex	AFOXR006OS2	180580343	6 Fiber, Armor Building Indoor
AFOXR012OM3	180580344	AFOXR012OM4	Consult Molex	AFOXR012OS2	Consult Molex	12 Fiber, Armor Building Indoor
AFOXR024OM3	Consult Molex	AFOXR024OM4	Consult Molex	AFOXR024OS2	Consult Molex	24 Fiber, Armor Building Indoor
AFOXR048OM3	Consult Molex	AFOXR048OM4	Consult Molex	AFOXR048OS2	180580281	48 Fiber, Armor Building Indoor

PLENUM-OFNP

62.5/125 (OM1)	SAP No.	50/125 (OM2)	SAP No.	Description
AFOXP006OM1	180580270	AFOXP006OM2	180580357	6 Fiber, Armor Building Indoor
AFOXP012OM1	180580269	AFOXP012OM2	180580331	12 Fiber, Armor Building Indoor
AFOXP024OM1	Consult Molex	AFOXP024OM2	Consult Molex	24 Fiber, Armor Building Indoor
AFOXP048OM1	Consult Molex	AFOXP048OM2	Consult Molex	48 Fiber, Armor Building Indoor

50/125 (OM3)	SAP No.	50/125 (OM4)	SAP No.	9/125 (OS2)	SAP No.	Description
AFOXP006OM3	Consult Molex	AFOXP006OM4	Consult Molex	AFOXP006OS2	180580361	6 Fiber, Armor Building Indoor
AFOXP012OM3	180580282	AFOXP012OM4	Consult Molex	AFOXP012OS2	180580364	12 Fiber, Armor Building Indoor
AFOXP024OM3	180580363	AFOXP024OM4	Consult Molex	AFOXP024OS2	180580418	24 Fiber, Armor Building Indoor
AFOXP048OM3	Consult Molex	AFOXP048OM4	Consult Molex	AFOXP048OS2	Consult Molex	48 Fiber, Armor Building Indoor

Note: Other fiber lengths, counts and constructions available upon request

Fiber Optic Solution

Lightband™

Cable



D

Indoor/Outdoor Loose Tube Cable

Molex Lightband Fiber Optic Loose Tube Indoor/Outdoor cables utilize dry water blocking technology utilizing super absorbent polymers rather than traditional petroleum based gels both inside the fiber tubes and the core of the cable. Molex offers designs for both plenum (OFNP) flame rated and non-plenum (riser/OFNR) flame rated applications while meeting the demanding requirements for outside plant installations. The versatile design allows users to install a single cable for both their indoor and outdoor environments without mechanical or optical compromise. Molex Loose Tube Indoor/Outdoor cables are available in 50µm, 62.5µm Multimode and Singlemode fibers.

- All Dielectric cable construction requires no grounding or bonding
- Totally dry water blocked cable requires no cleaning of gels while fully meeting water blocking requirements of gel filled cables
- No transition required from outside plant cable to tight buffered flame rated indoor cable
- No transition means material cost savings, labor savings and optical loss budget savings
- RoHS compliant

NON-PLENUM-OFNR

62.5/125 (OM1)	SAP No.	50/125 (OM2)	SAP No.	Description
AFOIR006OM1	Consult Molex	AFOIR006OM2	Consult Molex	6 Fiber, indoor/outdoor
AFOIR012OM1	0180580173	AFOIR012OM2	0180580191	12 Fiber, indoor/outdoor
AFOIR024OM1	0180580174	AFOIR024OM2	0180580192	24 Fiber, indoor/outdoor
AFOIR048OM1	0180580176	AFOIR048OM2	0180580194	48 Fiber, indoor/outdoor

50/125 (OM3)	SAP No.	50/125 (OM4)	SAP No.	9/125 (OS2)	SAP No.	Description
AFOIR006OM3	Consult Molex	AFOIR006OM4	Consult Molex	AFOIR006OS2	Consult Molex	6 Fiber, indoor/outdoor
AFOIR012OM3	0180580209	AFOIR012OM4	Consult Molex	AFOIR012OS2	0180580227	12 Fiber, indoor/outdoor
AFOIR024OM3	0180580210	AFOIR024OM4	Consult Molex	AFOIR024OS2	0180580228	24 Fiber, indoor/outdoor
AFOIR048OM3	0180580212	AFOIR048OM4	Consult Molex	AFOIR048OS2	0180580230	48 Fiber, indoor/outdoor

PLENUM-OFNP

62.5/125 (OM1)	SAP No.	50/125 (OM2)	SAP No.	Description
AFOIP006OM1	Consult Molex	AFOIP006OM2	Consult Molex	6 Fiber, indoor/outdoor
AFOIP012OM1	0180580182	AFOIP012OM2	0180580200	12 Fiber, indoor/outdoor
AFOIP024OM1	0180580183	AFOIP024OM2	0180580201	24 Fiber, indoor/outdoor
AFOIP048OM1	0180580185	AFOIP048OM2	0180580203	48 Fiber, indoor/outdoor

50/125 (OM3)	SAP No.	50/125 (OM4)	SAP No.	9/125 (OS2)	SAP No.	Description
AFOIP006OM3	Consult Molex	AFOIP006OM4	Consult Molex	AFOIP006OS2	Consult Molex	6 Fiber, indoor/outdoor
AFOIP012OM3	0180580218	AFOIP012OM4	Consult Molex	AFOIP012OS2	0180580236	12 Fiber, indoor/outdoor
AFOIP024OM3	0180580219	AFOIP024OM4	Consult Molex	AFOIP024OS2	0180580237	24 Fiber, indoor/outdoor
AFOIP048OM3	0180580221	AFOIP048OM4	Consult Molex	AFOIP048OS2	0180580239	48 Fiber, indoor/outdoor

Note: Other fiber lengths, counts and constructions available upon request

Fiber Optic Solution

Lightband™

Cable



Armor Loose Tube Fiber Optic Cable

Molex Lightband Armor Loose Tube consist of indoor/outdoor rated fiber optic loose tube cables encased with aluminum or steel spirally wrapped armor in an interlocking configuration. The armored cable is then covered with a plenum rated jacket to prevent snags during installation.

- Eliminates the need for conduit or plenum innerduct
- Significant cost savings in both materials and labor - up to 25%
- Accommodates last minute relocations or pathway changes
- Provides a higher concentration of cables in an area than conduit
- Armor provides crush protection and protection from rodent attacks

NON-PLENUM-OFNR

62.5/125 (OM1)	SAP No.	50/125 (OM2)	SAP No.	Description
AFXLTR006OM1	Consult Molex	AFXLTR006OM2	Consult Molex	6 Fiber, Armor, Loose Tube
AFXLTR012OM1	Consult Molex	AFXLTR012OM2	Consult Molex	12 Fiber, Armor, Loose Tube
AFXLTR024OM1	Consult Molex	AFXLTR024OM2	Consult Molex	24 Fiber, Armor, Loose Tube
AFXLTR048OM1	Consult Molex	AFXLTR048OM2	Consult Molex	48 Fiber, Armor, Loose Tube
AFXLTR072OM1	Consult Molex	AFXLTR072OM2	Consult Molex	72 Fiber, Armor, Loose Tube

50/125 (OM3)	SAP No.	50/125 (OM4)	SAP No.	9/125 (OS2)	SAP No.	Description
AFXLTR006OM3	Consult Molex	AFXLTR006OM4	Consult Molex	AFXLTR006OS2	Consult Molex	6 Fiber, Armor, Loose Tube
AFXLTR012OM3	Consult Molex	AFXLTR012OM4	Consult Molex	AFXLTR012OS2	Consult Molex	12 Fiber, Armor, Loose Tube
AFXLTR024OM3	Consult Molex	AFXLTR024OM4	Consult Molex	AFXLTR024OS2	Consult Molex	24 Fiber, Armor, Loose Tube
AFXLTR048OM3	Consult Molex	AFXLTR048OM4	Consult Molex	AFXLTR048OS2	Consult Molex	48 Fiber, Armor, Loose Tube
AFXLTR072OM3	Consult Molex	AFXLTR072OM4	Consult Molex	AFXLTR072OS2	Consult Molex	72 Fiber, Armor, Loose Tube

PLENUM-OFNP

62.5/125 (OM1)	SAP No.	50/125 (OM2)	SAP No.	Description
AFXLTP006OM1	Consult Molex	AFXLTP006OM2	Consult Molex	6 Fiber, Armor, Loose Tube
AFXLTP012OM1	Consult Molex	AFXLTP012OM2	Consult Molex	12 Fiber, Armor, Loose Tube
AFXLTP024OM1	Consult Molex	AFXLTP024OM2	Consult Molex	24 Fiber, Armor, Loose Tube
AFXLTP048OM1	Consult Molex	AFXLTP048OM2	Consult Molex	48 Fiber, Armor, Loose Tube
AFXLTP072OM1	Consult Molex	AFXLTP072OM2	180570113	72 Fiber, Armor, Loose Tube

50/125 (OM3)	SAP No.	50/125 (OM4)	SAP No.	9/125 (OS2)	SAP No.	Description
AFXLTP006OM3	Consult Molex	AFXLTP006OM4	Consult Molex	AFXLTP006OS2	180580423	6 Fiber, Armor, Loose Tube
AFXLTP012OM3	Consult Molex	AFXLTP012OM4	Consult Molex	AFXLTP012OS2	180580422	12 Fiber, Armor, Loose Tube
AFXLTP024OM3	180580420	AFXLTP024OM4	Consult Molex	AFXLTP024OS2	180580419	24 Fiber, Armor, Loose Tube
AFXLTP048OM3	180580421	AFXLTP048OM4	Consult Molex	AFXLTP048OS2	Consult Molex	48 Fiber, Armor, Loose Tube
AFXLTP072OM3	Consult Molex	AFXLTP072OM4	Consult Molex	AFXLTP072OS2	Consult Molex	72 Fiber, Armor, Loose Tube

Note: Other fiber lengths, counts and constructions available upon request

Fiber Optic Solution

Lightband™

Cable



Light Armored Loose Tube Outside Plant Fiber Optic Cable

All dry single jacket, single armor cable combines durability and ease of handling for a rugged, easy-to-install outside plant cabling solution.

- Dry water-blocking technology for a more craft-friendly, jelly-free cable core and buffer tubes
- Variety of fiber types available § PE coated electrolytically chrome- sheathed steel (ECCS) armor
- Medium-density polyethylene (MDPE) outer jacket, HDPE jacket available on request
- Minimum Bend Radius 15x cable outer diameter during installation; 10x cable outer diameter post installation
- Operating Temperature Range -40°F to 158°F (-40°C to 70°C)

62.5/125 (OM1)	SAP No.	50/125 (OM2)	SAP No.	Description
AF0AN004OM1	Consult Molex	AF0AN004OM2	Consult Molex	4 Fiber, Armor, Outside Plant
AF0AN006OM1	Consult Molex	AF0AN006OM2	Consult Molex	6 Fiber, Armor, Outside Plant
AF0AN008OM1	Consult Molex	AF0AN008OM2	Consult Molex	8 Fiber, Armor, Outside Plant
AF0AN012OM1	Consult Molex	AF0AN012OM2	Consult Molex	12 Fiber, Armor, Outside Plant
AF0AN024OM1	Consult Molex	AF0AN024OM2	Consult Molex	24 Fiber, Armor, Outside Plant
AF0AN036OM1	Consult Molex	AF0AN036OM2	Consult Molex	36 Fiber, Armor, Outside Plant
AF0AN048OM1	Consult Molex	AF0AN048OM2	Consult Molex	48 Fiber, Armor, Outside Plant
AF0AN060OM1	Consult Molex	AF0AN060OM2	Consult Molex	60 Fiber, Armor, Outside Plant
AF0AN072OM1	Consult Molex	AF0AN072OM2	Consult Molex	72 Fiber, Armor, Outside Plant
AF0AN096OM1	Consult Molex	AF0AN096OM2	Consult Molex	96 Fiber, Armor, Outside Plant
AF0AN144OM1	Consult Molex	AF0AN144OM2	Consult Molex	144 Fiber, Armor, Outside Plant

50/125 (OM3)	SAP No.	50/125 (OM4)	SAP No.	9/125 (OS2)	SAP No.	Description
AF0AN004OM3	Consult Molex	AF0AN004OM4	Consult Molex	AF0AN004OS2	Consult Molex	4 Fiber, Armor, Outside Plant
AF0AN006OM3	Consult Molex	AF0AN006OM4	Consult Molex	AF0AN006OS2	Consult Molex	6 Fiber, Armor, Outside Plant
AF0AN008OM3	Consult Molex	AF0AN008OM4	Consult Molex	AF0AN008OS2	Consult Molex	8 Fiber, Armor, Outside Plant
AF0AN012OM3	Consult Molex	AF0AN012OM4	Consult Molex	AF0AN012OS2	Consult Molex	12 Fiber, Armor, Outside Plant
AF0AN024OM3	Consult Molex	AF0AN024OM4	Consult Molex	AF0AN024OS2	Consult Molex	24 Fiber, Armor, Outside Plant
AF0AN036OM3	Consult Molex	AF0AN036OM4	Consult Molex	AF0AN036OS2	Consult Molex	36 Fiber, Armor, Outside Plant
AF0AN048OM3	Consult Molex	AF0AN048OM4	Consult Molex	AF0AN048OS2	Consult Molex	48 Fiber, Armor, Outside Plant
AF0AN060OM3	Consult Molex	AF0AN060OM4	Consult Molex	AF0AN060OS2	Consult Molex	60 Fiber, Armor, Outside Plant
AF0AN072OM3	Consult Molex	AF0AN072OM4	Consult Molex	AF0AN072OS2	Consult Molex	72 Fiber, Armor, Outside Plant
AF0AN096OM3	Consult Molex	AF0AN096OM4	Consult Molex	AF0AN096OS2	Consult Molex	96 Fiber, Armor, Outside Plant
AF0AN144OM3	Consult Molex	AF0AN144OM4	Consult Molex	AF0AN144OS2	Consult Molex	144 Fiber, Armor, Outside Plant

Fiber Optic Solution Lightband™ Patch Cords

Molex's advanced manufacturing process provides exceptional performance in patch cord assemblies. Molex maintains strict control over the ferrule endface surface.

Fiber Optic Patch Cords

Molex offers a comprehensive range of Fiber Optic Patch Cords in both standard and custom construction. Refer to the Special Construction Matrix Model to configure custom patch cords.

- Available with popular SC, LC and ST connectors
- Flexible, small OD 2mm x 4.1mm mini cordage
- Insertion Loss - Singlemode: 0.40 dB per connector Multimode: <0.30 dB per connector
- All assemblies are 100% factory tested
- Test results included with all patch cords
- RoHS compliant



62.5µm OM1 Multimode Duplex Patch Cords

Order No.	SAP No.	Description	End 1	End 2
91.11.671.00100	180591070	OM1 2mm Cordage 1 Meter	ST	ST
91.19.671.00100	Consult Molex	OM1 2mm Cordage 1 Meter	ST	SC
91.99.671.00100	180590866	OM1 2mm Cordage 1 Meter	SC	SC
91.9L.671.00100	180590973	OM1 2mm Cordage 1 Meter	SC	LC
91.LL.671.00100	180590621	OM1 2mm Cordage 1 Meter	LC	LC

NOTE: Replace 00100 in the Order No. as follows for these standard lengths: 2 Meter = 00200, 3 Meter = 00300, 5 Meter = 00500, 10 Meter = 01000, 15 Meter = 01500



50µm OM2 Multimode Duplex Patch Cords

Order No.	SAP No.	Description	End 1	End 2
91.19.571.00100	Consult Molex	OM2 2mm Cordage 1 Meter	ST	SC
91.99.571.00100	180590091	OM2 2mm Cordage 1 Meter	SC	SC
91.9L.571.00100	180590885	OM2 2mm Cordage 1 Meter	SC	LC
91.LL.571.00100	Consult Molex	OM2 2mm Cordage 1 Meter	LC	LC

NOTE: Replace 00100 in the Order No. as follows for these standard lengths: 2 Meter = 00200, 3 Meter = 00300, 5 Meter = 00500, 10 Meter = 01000, 15 Meter = 01500



50µm Laser Optimized 10G OM3 Multimode Duplex Patch Cords

Order No.	SAP No.	Description	End 1	End 2
91.99.371.00100	180590459	OM3 2mm Cordage 1 Meter	SC	SC
91.9L.371.00100	180590464	OM3 2mm Cordage 1 Meter	SC	LC
91.LL.371.00100	180590454	OM3 2mm Cordage 1 Meter	LC	LC

NOTE: Replace 00100 in the Order No. as follows for these standard lengths: 2 Meter = 00200, 3 Meter = 00300, 5 Meter = 00500, 10 Meter = 01000, 15 Meter = 01500

Fiber Optic Solution

Lightband™

Patch Cords

D



Singlemode OS2 Duplex Patch Cords

Order No.	SAP No.	Description	End 1	End 2
91.11.871.00100	Consult Molex	OS1/2 2mm Cordage 1 Meter	ST	ST
91.19.871.00100	Consult Molex	OS1/2 2mm Cordage 1 Meter	ST	SC
91.99.871.00100	180590872	OS1/2 2mm Cordage 1 Meter	SC	SC
91.9L.871.00100	180590990	OS1/2 2mm Cordage 1 Meter	SC	LC
91.LL.871.00100	180591175	OS1/2 2mm Cordage 1 Meter	LC	LC

NOTE: Replace 00100 in the Order No. as follows for these standard lengths: 2 Meter = 00200, 3 Meter = 00300, 5 Meter = 00500, 10 Meter = 01000, 15 Meter = 01500

Patch Cord Special Construction Matrix Model


91.	XX.	X	X	X.	XXX	X	0
Family Code	Connectors	Fiber Type	Cable Type	Jacket Material	Length	Polish	Jacket Color
	0 = No Connector 1 = ST 2 = FDDI 3 = SC Simplex 4 = ESCON 5 = ST-II 6 = ST (90° boot) 7 = SMA 8 = SC (90° boot) 9 = SC Duplex A = MT-RJ (Male) B = MT-RJ (Female) C = SC/APC F = FC G = FC/APC J = LC (90° boot) L = LC M = Uniboot LC N = LC/APC U = MU	3 = 50/125µm (OM3) 4 = 50/125µm (OM4) 5 = 50/125µm (OM2) 6 = 62.5 /125µm (OM1) 8 = 9/125µm (OS1/2) 9 = SM Dispertion Shifted	1 = 3mm Simplex 2 = 3mm Duplex 3 = 900µm Tight Buffer 4 = 1.6mm Simplex 5 = 1.6mm Duplex 6 = 2mm Simplex 7 = 2mm Duplex (Default) 8 = Gemini (MT-RJ)	1 = PVC (Default) 3 = Plenum A = PVC Bend Insensitive C = Plenum Bend Insensitive	001 = 1 meter B = 1.5 meter C = 2.5 meter D = 3.5 meter E = 4.5 meter	0 = Default (MM = PC, SM = UPC) 1 = SPC 3 = APC L = Low Loss	0 = Default (SM = Yellow, OM1 = Orange, OM2 = Grey, OM3 = Aqua, OM4 = Aqua) B = Blue C = Red E = Grey J = Green K = Yellow N = Orange W = White

EXAMPLE: 91.11.811.100.00 = ST-ST SM 3mm Simplex PVC 100m UPC Polish, Yellow
 Please consult factory for customized constructions.

Fiber Optic Solution Lightband™ Enclosures



RFR-00201



RFR-00202



RFR-00204

Specification Grade Fiber Enclosures

Specification Grade Fiber Optic Enclosures are a configurable rack mount unit for storing and terminating incoming fiber cable. Designed to accommodate both the needs of the installer for the initial assembly and the end user for access, maintenance and fiber protection. Great care has gone into the design to protect fiber optic cables and patch cords from damage and to maintain stable optical integrity throughout the life and use of the enclosure.

- Standard 19" rack mount
- Lightweight, lockable, and removable aluminium hinged front and rear doors provide security
- Externally mounted cable strain relief bracket mounts to accommodate cable routing from above or below
- Labelling incorporated on hinged, drop-down metal front door
- 1U Fiber Enclosure - accommodates up to 4 6, 12 or 24 fiber plates, 4 ModLink™ Cassettes & 2 Splice Trays
- 2U Fiber Enclosure - accommodates up to 8 6, 12 or 24 fiber plates, 8 ModLink Cassettes & 8 Splice Trays
- 4U Fiber Enclosure - accommodates up to 24 6, 12 or 24 fiber plates, 24 ModLink Cassettes & 12 Splice Trays



Modular Splice Cassettes
Page D-21



Splice Trays
Page D-10,22



Adapter Plates
Page D-15



ModLink Cassettes
Page E-1

Order No.	SAP No.	Description
RFR-00201	180370259	24-48 Port Specification Grade Fiber Enclosure - 1U
RFR-00202	180370260	48-96 Port Specification Grade Fiber Enclosure - 2U
RFR-00204	180660016	144-288 Port Specification Grade Fiber Enclosure - 4U
Accessories		
AFR-00222	180600069	Universal Splice Tray Mounting Bracket

Dimensions: RFR-00201 - 41mm H x 432mm W x 470mm D, RFR-00202 - 84mm H x 432mm W x 470mm D, RFR-00204 - 181mm H x 432mm W x 470mm D, AFR-00222 - 31.75mm H x 139.7mm W x 16mm D
Shipping Weight: RFR-00201 - 7.19Kg, RFR-00202 - 8.28Kg, RFR-00204 - 9.5Kg, AFR-00222 - 92.4g

Standard Grade Wall Mount Fiber Enclosure

The Standard Grade Wall Mount enclosures are configurable wall mount units for storing and terminating incoming fiber cables.

- Accommodates up to four (4) 6 or 12 fiber Adapter Plates
- Divided and individually opened input and output demarcation areas
- 2 cable management spools
- Top and bottom cable entry points
- Low profile and lockable
- RoHS compliant



WFR-00047B

Order No.	SAP No.	Description
WFR-00047B	180080052	24-48 Port Standard Grade Fiber Wall Mount Enclosure
35.B0130	180400090	Keyed Lock Kit

Dimensions: WFR-00047B - 260mm H x 337mm W x 89mm D
Shipping Weight: WFR-00047B - 4.3Kg

Fiber Optic Solution

Lightband™

Enclosures



1U Multi-Function Fiber Enclosure

The 1U Multi-Function Fiber Enclosure is a configurable rack mount unit for storing and terminating incoming fiber cable. The fiber enclosure has been designed to accommodate various termination types and adapter configurations. The floor of the enclosure is constructed to allow maximum flexibility in routing fibers. The enclosure incorporates a heavy duty ball bearing slide mechanism, allowing easy access to fibers. The interchangeable front plate facilitates upgrades as required. The enclosure has an optional front locking kit and an optional front cable management to securely route patch cords.

- Accommodates up to 4 ModLink Quick Connect Cassettes which allows 12-24 fiber connections per cassette with various interfacing adapters
- Accommodates up to 4 Modular Splice Cassettes which allows 6-24 fiber connections per cassette. The cassettes allow for splice termination while protecting individual fibers
- Compatible with preloaded adapter plates in various fiber counts and adapter configurations.
- Self-Adhesive fiber management hub is stackable and can be segmented providing individualization of fiber routing
- Optional 24 fiber splice tray available to maximize port capacity while providing fiber management for excess fiber
- Optional front cable management allows for secure routing of patch cords and can be retrofitted
- Optional locking kits provide security
- Compatible with Molex's 6 Fiber Adapter plates that allow 6-24 fiber connections per plate, 72 Fiber MTP connections and 3 x DataGate Copper/Synergy connections per plate
- Rugged steel construction in graphite finish
- Compatible with Molex 3 x DataGate Jack UTP or C6A Adapter Plate for Multimedia applications

Order No.	SAP No.	Description
RFR-00311	180370276	1U Multi-Function Fiber Enclosure
Optional Enhancements		
RFR-00312	180370278	Locking Front Assembly
AFR-00471	180600218	Front Cable Management Extension
AFR-00468	180600215	Adapter Plate/ MTP Unloaded (Cassette 4 x Adapter Plates or ModLink Cassettes)

Order No.	SAP No.	Description
AFR-00452-BL	180600187	SC Simplex 24 Fiber Adapter Plate, Unshuttered, Loaded, Singlemode - Blue
AFR-00452-GR	180600188	SC Simplex 24 Fiber Adapter Plate, Unshuttered, Loaded, Singlemode - Green
AFR-00453-BG	180600189	SC Simplex 24 Fiber Adapter Plate, Unshuttered, Loaded, Multimode - Beige
AFR-00453-AQ	180600190	SC Simplex 24 Fiber Adapter Plate, Unshuttered, Loaded, Multimode - Aqua
AFR-00456-BL	180600195	SC Duplex 48 Fiber Adapter Plate, Unshuttered, Loaded, Singlemode - Blue
AFR-00456-GR	180600196	SC Duplex 48 Fiber Adapter Plate, Unshuttered, Loaded, Singlemode - Green
AFR-00457-BG	180600197	SC Duplex 48 Fiber Adapter Plate, Unshuttered, Loaded, Multimode - Beige
AFR-00457-AQ	180600198	SC Duplex 48 Fiber Adapter Plate, Unshuttered, Loaded, Multimode - Aqua
AFR-00460-BL	180600203	SC Duplex 24 Fiber Adapter Plate, Unshuttered, Loaded, Singlemode - Blue
AFR-00460-GR	180600204	SC Duplex 24 Fiber Adapter Plate, Unshuttered, Loaded, Singlemode - Green
AFR-00461-BG	180600205	SC Duplex 24 Fiber Adapter Plate, Unshuttered, Loaded, Multimode - Beige
AFR-00461-AQ	180600206	SC Duplex 24 Fiber Adapter Plate, Unshuttered, Loaded, Multimode - Aqua
AFR-00454-BL	180600191	LC Duplex 48 Fiber Adapter Plate, Unshuttered, Loaded, Singlemode - Blue
AFR-00454-GR	180600192	LC Duplex 48 Fiber Adapter Plate, Unshuttered, Loaded, Singlemode - Green
AFR-00455-BG	180600193	LC Duplex 48 Fiber Adapter Plate, Unshuttered, Loaded, Multimode - Beige
AFR-00455-AQ	180600194	LC Duplex 48 Fiber Adapter Plate, Unshuttered, Loaded, Multimode - Aqua
AFR-00462-BL	180600207	Quad LC 48 Fiber Adapter Plate, Unshuttered, Loaded, Singlemode - Blue
AFR-00462-GR	180600208	Quad LC 48 Fiber Adapter Plate, Unshuttered, Loaded, Singlemode - Green
AFR-00463-BG	180600209	Quad LC 48 Fiber Adapter Plate, Unshuttered, Loaded, Multimode - Beige
AFR-00463-AQ	180600210	Quad LC 48 Fiber Adapter Plate, Unshuttered, Loaded, Multimode - Aqua
AFR-00458-BL	180600199	Quad LC 96 Fiber Adapter Plate, Unshuttered, Loaded, Singlemode - Blue
AFR-00458-GR	180600200	Quad LC 96 Fiber Adapter Plate, Unshuttered, Loaded, Singlemode - Green
AFR-00459-BG	180600201	Quad LC 96 Fiber Adapter Plate, Unshuttered, Loaded, Multimode - Beige
AFR-00459-AQ	180600202	Quad LC 96 Fiber Adapter Plate, Unshuttered, Loaded, Multimode - Aqua
AFR-00464	180600211	FC Simplex 24 Fiber Adapter Plate, Loaded, Singlemode
AFR-00465	180600212	FC Simplex 24 Fiber Adapter Plate, Loaded, Multimode
AFR-00466	180600213	ST Simplex 24 Fiber Adapter Plate, Loaded, Singlemode
AFR-00467	180600214	ST Simplex 24 Fiber Adapter Plate, Loaded, Multimode

Dimensions: RFR-00311 - 43mm H x 482mm W x 254mm D, RFR-00312 - 43.5mm H x 440mm W x 116.5mm D, AFR-00471 - 11.5mm H x 440mm W, AFR-00452 - AFR-00467 - 40mm H x 440mm W (depth varies with connector type)
Shipping Weight: RFR-00311 - 3.84Kg

Fiber Optic Solution Lightband™ Enclosures



1U Multi-Function Fiber Enclosure Accessories

Order No.	SAP No.	Description
AFR-00470	180600217	Universal Splice Tray, 24 Fiber with built in Cable Management, 1U Global Enclosure (Self Adhesive, 2 pcs)
AFR-00472	180600219	Self Adhesive Cable Management Hub (3 pcs)
KFR-00034	Consult Molex	Kevlar Retention Clamp
91.A0860	Consult Molex	Gland 4-8mm M20
91.A0870	Consult Molex	Gland 7.5-10mm M20
91.A0880	Consult Molex	Gland 9.5-13.2mm M20
91.A0890	Consult Molex	Gland 13-18mm M20
CSP-00030	Consult Molex	Mounting Adapter Screw (24 pack)

Dimensions: AFR-00472 - 22mm H (with adhesive pad) x 96mm Diameter
Shipping Weight: AFR-00472 - 27g



WM-12

The WM-12 is a wall mounted steel enclosure that provides up to 18 fiber ports in a minimum of space. The WM-12 has an integral configurable panel that accepts up to 6 USO II modules. Its design also guarantees that all of the media will be protected and proper fiber bend radius is maintained.

- Fully configurable using fiber or copper modules
- Up to 12 Ports
- Available with a fully lockable steel cover




USO II Fiber Modules
Page F-8

Order No.	SAP No.	Description
WFR-00018	180090008	WM-12 Wall Mounted Steel Enclosure

601 Fiber Enclosure

The 601 Fiber series wall mount system interface products are compact units for fiber optics. Available in ST, Duplex SC and LC versions they provide either 6, 8 or 12 fiber ports. The 601 fiber enclosure has a low profile design and provides the proper internal fiber management to ensure the integrity of the optical network. There is also provision for a user supplied seal for added security.

- Compact unit - 184mm x 127mm x 38mm
- Up to 24 Ports
- Available in Singlemode and Multimode fiber versions
- Available in ST, Duplex SC & LC versions
- Accepts up to 8 fusion or mechanical splices
- Top, bottom and rear access



Unloaded	Singlemode	Multimode	Description
WFR-00009-02	WFR-00011-02	WFR-00010-02	6 Port ST 601 Enclosure
WFR-00024-02	WFR-00026-02	WFR-00025-02	8 Port ST 601 Enclosure
WFR-00027-02	WFR-00029-02	WFR-00028-02	8 Port Duplex SC 601 Enclosure
WFR-00033-02	WFR-00035-02	WFR-00034-02	12 Port LC 601 Enclosure

Please contact internal sales for SAP numbers.
Dimensions: 38mm H x 127mm W x 184mm D
Shipping Weight: 320g

Fiber Optic Solution Lightband™ Enclosures



MMI-R

The MMI-R is a compact wall mounted unit for storing and protecting optical fiber. The internal storage spool easily holds 1.5 meters of up to 12 fibers with 900 micron buffers. Both units accept up to 6 USO II modules (ordered separately) and can be configured for multimedia using a combination of UTP, ST, and coax adapters, placing all outlets in one centrally located unit. Ideal for fiber-to-the-desk consolidation point for clustered furniture. The MMI-R has a graphite gray powder coated steel cover that overhangs and protects the lower module positions.

- RoHS compliant

Order No.	SAP No.	Description
WFR-00017	180080052	MMI-R Metal Cover - Graphite Gray

Dimensions: 57mm H x 159mm W x 222mm D
Shipping Weight: 411g

Optical Fiber Solution

Lightband™

Xtreme Density System



XFR-01004
(Shown loaded -
cassettes available
separately)



XFR-02004



XFR-00001



XFR-00006




XFR-01005



XFR-02005



XFR-00005-AQ



Optical Fiber
Patch cords
Page D-6

Low Loss
MTP-MTP Cables
Page E-2

Xtreme Density System

The Xtreme Density System is a configurable rack mount unit for storing and terminating incoming fiber cable. The chassis is available in a 1U 5 Cassette Module and 2 U 12 Cassette Module Chassis – delivering from 124 to 288 fiber via 24 Fiber Plug N Play LC/MTP modules connected 24 Fiber MTP/MTP Optical Cables.

The system is ideal for Data Center, SAN, Enterprise/Campus and Telco central office applications.

- 24 fiber LC/MTP Plug & Play Cassettes – provides 124 Fibers (1U) and 288 Fibers (2U)
- Future Proofing – Low Loss OM3, OM4 and OS2 cabling and cassettes offered as standard
- 24 Fiber MTP/MTP cable assemblies – reduced cable weight and footprint with lower impact on cable routing requirement and HVAC interference
- Rack Mount Chassis configurable with a combination of front door and rear cable management options.
- Optional Sliding Management and Storage Tray available
- Quick Release Tab on Cassettes – allows for tool-less and easy removal from chassis. Mounting tabs on side of cassette lock into the panel. Intermediate lock position locks forward the cassette of the chassis for patch cord installation
- Slide Out Port Labeling - standard with modules
- High Density LC Quad Adapter Footprint – No extraction tool need for patch cord installation. Revised footprint improves front space management and port access.
- Internal fiber management inside the cassettes – ensures effective cable management guaranteeing performance

Order No.	SAP No.	Description
XFR-01001	180660055	Xtreme Density 5 Modules Chassis 19", 1U
XFR-01002	180660056	Xtreme Density 5 Modules Chassis 19", 1U, with Rear Management (without Front Door)
XFR-01003	180660057	Xtreme Density 5 Modules Chassis, 19" 1U, with Front Door (without Rear Management)
XFR-01004	180660058	Xtreme Density 5 Modules Chassis 19", 1U, with Front Door and Rear Management
XFR-01005	180660059	Xtreme Density 1U Chassis Door
XFR-02001	180660060	Xtreme Density 12 Modules Chassis 19", 2U
XFR-02002	180660061	Xtreme Density 12 Modules Chassis 19", 2U, with Rear Management (without Front Door)
XFR-02003	180660062	Xtreme Density 12 Modules Chassis, 19" 2U, with Front Door (without Rear Management)
XFR-02004	180660063	Xtreme Density 12 Modules Chassis 19", 2U, with Front Door and Rear Management
XFR-02005	180660064	Xtreme Density 2U Chassis Door
XFR-00001	180600317	Xtreme Density Adapter Module 8 MPO/MTP Adapter, A Polarity
XFR-00002	180600318	Xtreme Density Adapter Module 8 MPO/MTP Adapter, B Polarity
XFR-00003-0H	181810202	Xtreme Density Cassette, 24 Fiber, Low Loss, OS2 - Blue Adapters
XFR-00004	180660069	Xtreme Density 1U Sliding Management/ Storage Tray - Black (includes Front and Rear cable management)
XFR-00005-AQ	181810203	Xtreme Density Cassette, 24 Fiber, Low Loss, OM3/4 - Aqua Adapters
XFR-00006	180600319	Xtreme Density Adapter Module Blank
XFR-00007	181810205	Xtreme Density Cassette, MTP 24 To MTP12 Transiton Module

Optical Fiber Solution

Lightband™

Xtreme Density System



Hybrid Pre-Terminated Cable Assemblies

Molex Pre-Terminated Fiber Optic Cable Assemblies offer premium factory-controlled optical performance on a variety of connectors that enable fast, economical installation.

Pre-Terminated Cable Assemblies are ideal for mission-critical backbone applications such as Data Center tie cables and low optical loss backbone riser cables.

- Available in: Low Loss OS1/2, OM3 and OM4
Standard Loss available in OS1/2, OM1, OM2, OM3 and OM4
- 12 and 24 cores standard (high core counts up to 144 fibers available)
- 2mm ruggedized tails and 900µm tails available
- Customised Tail Length and Configuration options available
- OFNP cable jacket
- ROHS Compliant
- Ideal for: Internal short optical links
Front panel/equipment connections
Data center infrastructure
Storage Area Network (SAN)

Part No. Matrix: Substitute the correct code number or letter to determine the assembly construction

91-H	XXX	A	C-	D	E	F-	GGG
Family	Core Count	Cable Type/ Connector Performance	SF Connector	Fiber Type/Sheath Color	Tail Length	Tail Configuration	Length
Hybrid Optical Fiber MTP- X Cables	12-144 Core Count	E = 12 Fiber OFNP Low Loss Male F = 12 Fiber OFNP Low Loss Female G = 12 Fiber OFNP Standard Loss Male H = 12 Fiber OFNP Standard Loss Female 5 = 24 Fiber OFNP Low Loss Male 6 = 24 Fiber OFNP Low Loss Female 7 = 24 Fiber OFNP Standard Loss Male 8 = 24 Fiber OFNP Standard Loss Female	0 = No Connector 1 = ST 3 = SC Simplex 9 = SC Duplex C = SC/ACP F = FC G = FC/APC L = LC M = Uniboot LC N = LC/APC	0 = OM4 Aqua 1 = OM1 Orange 3 = OM3 Aqua 5 = OM2 Orange 8 = OS1/2 Yellow	1 = 1m 2 = 2m 3 = 3m B = 0.5m	0 = 900µm Fan Unstaggered 1 = 900µm Fan Staggered 50mm 2 = 900µm Fan Staggered 100mm 3 = 900µm Fan Staggered 150mm 4 = 900µm Fan Staggered 200mm A = 2mm Ruggedized Fan Unstaggered B = 2mm Ruggedized Fan Staggered 50mm C = 2mm Ruggedized Fan Staggered 100mm D = 2mm Ruggedized Fan Staggered 150mm E = 2mm Ruggedized Fan Staggered 200mm	XXX = In meters

Standard Colors = OS1/2 = Yellow, OM1 = Orange, OM2 = Grey, OM3 = Aqua, OM4 = Aqua

Cable Construction = 1-48 Core Micro Cable, 48+ = Loose Tube

Other Customisations such as colors, Tail Length, Tail Configuration, will need to be established a SP (Special Product) part number and registered accordingly

Optical Fiber Solution Lightband™ Xtreme Density System



Xtreme Density Cables

- OFNP rated ribbon cables are factory terminated on both ends with multi-fiber MTP® connectors for maximum fiber density
- Round, flexible outer jacket is easy to bend, route and install
- Patented flexible transition sleeve maintains the routing feature of the round cable, absorbs vibration shock and provides an ideal surface to secure the MTP connector
- Xtreme Density fiber optic cables are 100% tested
- Pulling eyes installed to protect the assembly during installation
- 4.5mm o.d.
- Standard and Low Loss versions available
- Cables shipped with Polarity A
- Polarity B and C available upon request
- Industry-leading low insertion loss (0.35dB Maximum Insertion Loss for Laser Optimized OM3/4 Cables and OS1/2 Cables, 0.10dB Typical)

Part No. Matrix - Substitute the correct code number or letter to determine the assembly construction

91-X	AA	BB-	C	YYY
Family	Core Count/ Sheath Material	Polarity Method/Gender	Fiber Type	Length
	21 = OFNP 12 Core 23 = OFNP 24 Core	22 = Method A, Female to Female 44 = Method B, Female to Female 33 = Method C, Female to Female 55 = Method A, Male to Male 66 = Method B, Male to Male 77 = Method C, Male to Male 88 = Method A, Female to Male 99 = Method B, Female to Male 00 = Method C, Female to Male	4L = OS1/2 9/125µm Low Loss 6L = OM3 50/125µm Low Loss 8L = OM4 50/125µm Low Loss	XXX = In meters

For Example: To order a 12 Core MTP-MTP Cable Assembly, Polarity A, Female to Female, OM3 50/125µm - OFNP aqua, the part number would be 91-X2122-6L001



Optical Fiber Patch Cords Uniboot LC Low Loss

- The Uniboot LC Low Loss Patch Cords are slim-line patch cords, ideal for high density/high speed applications. Using a uniboot patch cord provides a 50% space saving when compared to traditional optical patch cords. Ideal for Data Centre, SAN, Enterprise/Campus and Telco central office applications.
- Full Duplex in a single 3mm cable
 - Available in Low Loss OM3, OM4 and OS1/2 Fiber Types
 - Listed OFNP/FT6
 - Reduces space required in cable ways and racks improving access and HVAC performance

Order No.	SAP No.	Description
91.MM.373.YYYL0	Consult Molex	Optical Fiber Patch Cords, LC Uniboot-LC Uniboot, Multimode OM3, Low Loss, OFNP - Aqua
91.MM.473.YYYL0	Consult Molex	Optical Fiber Patch Cords, LC Uniboot-LC Uniboot, Multimode OM4, Low Loss, OFNP - Aqua
91.MM.873.YYYL0	Consult Molex	Optical Fiber Patch Cords, LC Uniboot-LC Uniboot, Singlemode OS1/2, Low Loss, OFNP - Yellow
91.3M.373.YYYL0	Consult Molex	Optical Fiber Patch Cords, LC Uniboot-LC Uniboot, Multimode OM3, Low Loss, OFNP - Aqua
91.3M.473.YYYL0	Consult Molex	Optical Fiber Patch Cords, SC-LC Uniboot, Multimode OM4, Low Loss, OFNP - Aqua
91.3M.873.YYYL0	Consult Molex	Optical Fiber Patch Cords, SC-LC Uniboot, Singlemode OS1/2, Low Loss, OFNP - Yellow

Note: Cable length can be customised. Insert required length in place of the YYY in the part number.

Fiber Optic Solution Lightband™ Adapter Plates

D

Molex makes it easy to field configure many of its fiber optic products by offering an extensive line of Adapter Plates. The plates are loaded with high quality adapters and require no tools - the plates install with a simple snap rivet, making installation and/or changes simple.



AFR-00



Rack Enclosures Page D-8

6 Fiber Adapter Plates

6 Fiber Adapter Plates fit directly into most Molex fiber management enclosures. The simple design requires no tooling as the plates install with a simple snap rivet.

- RoHS Compliant
- Accommodates 6 or 12 fibers
- Available in Singlemode & Multimode versions
- For use within Molex's Fiber Management Systems

Order No.	SAP No.	Description
AFR-00357	180600135	ST 6 Fiber Adapter Plate, Singlemode
AFR-00358	180600136	SC Duplex 6 Fiber Adapter Plate, Singlemode - Blue
AFR-00360	180600138	SC Duplex 6 Fiber Adapter Plate, Multimode - Beige
AFR-00363	180600141	6 Fiber Blank Plastic pack of 4
AFR-00372	180600150	SC Duplex 6 Fiber Adapter Plate, Multimode OM3/OM4 - Aqua

Dimensions: 33mm H x 86mm W

6 Fiber Shuttered Adapter Plates

6 Fiber Shuttered Adapter Plates fit directly into most Molex fiber management enclosures. The simple design requires no tooling as the plates install with a simple snap rivet. Shuttered 6 Fiber Plates feature Molex's unique shuttered technology which protects installers and end users from LED/Laser light emissions.

- RoHS Compliant
- Accommodates 6 fibers
- Available in Singlemode & Multimode versions
- For use within Molex's Fiber Management Systems
- Unique shuttered feature protects from harmful light emissions



Rack Enclosures Page D-8

Order No.	SAP No.	Description
AFR-00114	182080069	Shuttered ST-SC Duplex 6 Fiber Adapter Plate, Singlemode
AFR-00116	180600040	Shuttered ST-SC Duplex 6 Fiber Adapter Plate, Multimode
AFR-00118	180600042	Shuttered SC Duplex 6 Fiber Adapter Plate, Singlemode
AFR-00120	180600044	Shuttered SC Duplex 6 Fiber Adapter Plate, Multimode
AFR-00229	180600100	Shuttered SC/APC Duplex 6 Fiber Adapter Plate, Singlemode
AFR-00311	180600078	Shuttered SC Duplex 6 Fiber Adapter Plate, Multimode OM3

Dimensions: 33mm H x 86mm W

12 Fiber Adapter Plates

12 Fiber Adapter Plates fit directly into most Molex fiber management enclosures. The simple design requires no tooling as the plates install with a simple snap rivet.

- RoHS Compliant
- Accommodates 12 fibers
- Available in Singlemode & Multimode versions
- For use within Molex's Fiber Management Systems



Rack Enclosures Page D-8

Order No.	SAP No.	Description
AFR-00362	180600140	SC Duplex 12 Fiber Adapter Plate, Multimode - Beige
AFR-00368	180600146	SC Duplex 12 Fiber Adapter Plate, Singlemode - Blue
AFR-00374	180600152	SC Duplex 12 Fiber Adapter Plate, Multimode OM3/OM4 - Aqua
AFR-00365	180600143	LC Duplex 12 Fiber Adapter Plate, Singlemode - Blue
AFR-00366	180600144	LC Duplex 12 Fiber Adapter Plate, Multimode - Beige
AFR-00376	180600154	LC Duplex 12 Fiber Adapter Plate, Multimode OM3/OM4 - Aqua

Dimensions: 33mm H x 86mm W

Fiber Optic Solution

Lightband™

Adapter Plates



12 Fiber Shuttered Adapter Plates

12 Fiber Shuttered Adapter Plates fit directly into most Molex fiber management enclosures. The simple design requires no tooling as the plates install with a simple snap rivet. Shuttered 12 fiber plates feature Molex's unique shuttered technology which protect installers and end users from LED/Laser light emissions.

- RoHS Compliant
- Accommodates 12 fibers
- Available in Singlemode & Multimode versions
- For use within Molex's Fiber Management Systems
- Unique shuttered feature protects from harmful light emissions

Order No.	SAP No.	Description
AFR-00370	180600148	LC Quad 12 Fiber MM Adapter Plate - Beige
AFR-00369	180600147	LC Quad 12 Fiber SM Adapter Plate - Blue
AFR-00375	180600153	LC Quad 12 Fiber MM OM3/OM4 Adapter Plate - Aqua

Dimensions: 33mm H x 86mm W



24 Fiber Adapter Plates

24 Fiber Adapter Plates fit directly into most Molex fiber management enclosures. The simple design requires no tooling as the plates install with a simple snap rivet.

- RoHS Compliant
- Accommodates 24 fibers
- Available in Singlemode & Multimode versions
- For use within Molex's Fiber Management Systems

Order No.	SAP No.	Description
AFR-00377	180600155	LC Quad 24 Fiber MM OM1 Adapter Plate - Beige
AFR-00378	180600156	LC Quad 24 Fiber MM OM3/OM4 Adapter Plate - Aqua
AFR-00379	180600157	LC Quad 24 Fiber SM OS1 Adapter Plate - Blue

Dimensions: 33mm H x 86mm W

Fiber Optic Solution Lightband™ Connectors

Molex offers a comprehensive range of adapters and connectors in both Multimode and Singlemode variants. Designed to the highest performance specifications, meeting international standards and providing low insertion loss, the connectors are available as

heat-cured, cold cured and field terminable variants. The adapters feature either snap or flange mount fixings and are designed with the latest polymer and ceramic materials.



Connectors - Oven Cure

LC Connectors

Order No.	SAP No.	Description	MM/SM	Ferrule	Boot	Color	Action
18262-0041	182620041	LC Oven Cure Connector	SM	Zirconia	900µm	Blue	Epoxy
18262-0034	182620034	LC Oven Cure Connector	MM	Zirconia	900µm	Beige	Epoxy

SC Connectors

Order No.	SAP No.	Description	MM/SM	Ferrule	Boot	Color	Action
18262-0043	182620043	SC Oven Cure Connector	SM	Zirconia	900µm	Blue	Epoxy
18262-0033	182620033	SC Oven Cure Connector	MM	Zirconia	900µm	Beige	Epoxy

Connectors - Xpress

The Molex Xpress Connectors provide quick, cost effective and reliable field terminations for fiber optic LAN's. These connectors do not require power or special tooling and can be terminated on site with the use of off-the-shelf adhesive.

- Typical insertion loss: 0.32dB
- Minimal tooling required
- Typical termination time: 2 minutes
- 25 connector kits per bulk pack



Order No.	SAP No.	Description
106079-1010	1060791010	Xpress Termination SC Kit MM with 900µm and 3mm boots (25 per pack) - Beige
106079-2010	1060792010	Xpress Termination SC Kit SM with 900µm and 3mm boots (25 per pack) - Blue
106019-1010	1060191010	Xpress Termination ST Kit MM with 900µm and 3mm boots (25 per pack) - Metal
106019-2010	1060192010	Xpress Termination ST Kit SM with 900µm and 3mm boots (25 per pack) - Metal
106024-3800	1060243800	Xpress Termination LC Kit MM with 900µm boot (25 per pack) - Beige
106024-2800	1060242800	Xpress Termination LC Kit SM with 900µm boot (25 per pack) - Blue

Connectors - Pre-Polished, Pre-Assembled, Xpress G2

Molex's Xpress G2 (second generation) Pre-Polished, Pre-Assembled Connectors provide quick reliable terminations and are easy to use.

- Each kit includes 10 connectors with boots and 1 fiber holder and assembly jig
- Quick assembly
- Low tooling investment - only strip and cleaving tool required
- Reliable performance - same environmental endurance as conventional connectors
- Multiple formats available - SC and LC form factors
- Available in Singlemode, Multimode, Angled Polish in 900µm & 250µm format



Order No.	SAP No.	Description
AFR-00387	182620013	LC Multimode OM1 250/900µm Beige 10 x Connector Kit
AFR-00388	182620014	LC Multimode OM2 250/900µm Black 10 x Connector Kit
AFR-00389	182620015	LC Multimode OM3 10g 250/900µm Aqua 10 x Connector Kit
AFR-00390	182620016	LC Singlemode OS1 250/900µm Blue 10 x Connector Kit
AFR-00391	182620017	SC Multimode OM1 250/900µm Beige 10 x Connector Kit
AFR-00392	182620018	SC Multimode OM2 250/900µm Black 10 x Connector Kit
AFR-00393	182620019	SC Multimode OM3 10g 250/900µm Aqua 10 x Connector Kit
AFR-00394	182620020	SC Singlemode OS1 250/900µm Blue 10 x Connector Kit
AFR-00395	182620021	SC/APC Singlemode OS1 250/900µm APC Green 10 x Connector Kit

Fiber Optic Solution

Lightband™

Keyed LC



AFR-00420-0K

12 Fiber Keyed LC Adapter Plates

Molex's Keyed LC Adapters used in conjunction with compatible connectors provides mechanical security and prevent cross connection while allowing for high density layouts without performance compromise.

Molex's Keyed LC Fiber Optic Adapter Plates are a modular platform compatible with various Molex Enclosures and Fiber Splicing Systems. The Molex Plates require no tools for installation.

- Available in 7 different Keyed LC Adapter types
- Available in Singlemode & Multimode versions
- Upgradeable - can be used with Molex's standard fiber optic splicing options or with our new Modular Splice Cassette
- 100% factory tested - guaranteed performance



Rack Enclosures Page D-8

Order No.	SAP No.	Description
AFR-00420-0C	183120010	Keyed LC Duplex 12 Fiber Adapter Plate - Red
AFR-00420-0K	183120011	Keyed LC Duplex 12 Fiber Adapter Plate - Yellow
AFR-00420-0J	183120012	Keyed LC Duplex 12 Fiber Adapter Plate - Green
AFR-00420-0H	183120013	Keyed LC Duplex 12 Fiber Adapter Plate - Blue
AFR-00420-0N	183120014	Keyed LC Duplex 12 Fiber Adapter Plate - Orange
AFR-00420-AQ	183120015	Keyed LC Duplex 12 Fiber Adapter Plate - Aqua
AFR-00420-04	183120016	Keyed LC Duplex 12 Fiber Adapter Plate - Black



Keyed LC Connectors - Secure Connectors

Molex Keyed LC Connectors used in connection with the Keyed LC Adapters, provide mechanical security and prevent inadvertent cross connection while allowing for high density layouts without performance compromise.

- Seven keyed color connector combinations
- Small form factor

Order No.	SAP No.	Description
106021-0130	1060210130	Keyed LC Duplex Connector Bare Fib, ceramic ferrule, epoxy action, SM - Red
106021-0131	1060210131	Keyed LC Duplex Connector Bare Fib, ceramic ferrule, epoxy action, MM - Red
106021-0230	1060210230	Keyed LC Duplex Connector Bare Fib, ceramic ferrule, epoxy action, SM - Yellow
106021-0231	1060210231	Keyed LC Duplex Connector Bare Fib, ceramic ferrule, epoxy action, MM - Yellow
106021-0330	1060210330	Keyed LC Duplex Connector Bare Fib, ceramic ferrule, epoxy action, SM - Green
106021-0331	1060210331	Keyed LC Duplex Connector Bare Fib, ceramic ferrule, epoxy action, MM - Green
106021-0430	1060210430	Keyed LC Duplex Connector Bare Fib, ceramic ferrule, epoxy action, SM - Blue
106021-0431	1060210431	Keyed LC Duplex Connector Bare Fib, ceramic ferrule, epoxy action, MM - Blue
106021-0530	1060210530	Keyed LC Duplex Connector Bare Fib, ceramic ferrule, epoxy action, SM - Orange
106021-0531	1060210531	Keyed LC Duplex Connector Bare Fib, ceramic ferrule, epoxy action, MM - Orange
106021-0630	1060210630	Keyed LC Duplex Connector Bare Fib, ceramic ferrule, epoxy action, SM - Aqua
106021-0631	1060210631	Keyed LC Duplex Connector Bare Fib, ceramic ferrule, epoxy action, MM - Aqua
106021-0730	1060210730	Universal Keyed LC Duplex Connector Bare Fib, ceramic ferrule, epoxy action, SM - Black
106021-0731	1060210731	Universal Keyed LC Duplex Connector Bare Fib, ceramic ferrule, epoxy action, MM - Black

Fiber Optic Solution

Lightband™

Keyed LC



MSY-00129-OK-02

Secure Keyed LC Duplex Synergy Modules

Molex's Keyed LC Adapters used in conjunction with compatible connectors provide mechanical security and prevent inadvertent cross connection while allowing for high density layouts without performance compromise.

- Available in Singlemode versions
- Designed to fit into Synergy, Streamline, Signature & USO II system of wallplates and surface blocks
- Available in 7 different Keyed LC Adapter types
- DataGate footprint

Combining this with Molex's Fiber-to-the-Desk applications prevents unauthorized connections at the desk.

Order No.	SAP No.	Description
MSY-00129-OC-01	182630007	Keyed Red LC Duplex Synergy Single Module - Almond
MSY-00129-OK-01	182630008	Keyed Yellow LC Duplex Synergy Single Module - Almond
MSY-00129-OJ-01	182630009	Keyed Green LC Duplex Synergy Single Module - Almond
MSY-00129-OH-01	182630010	Keyed Blue LC Duplex Synergy Single Module - Almond
MSY-00129-ON-01	182630011	Keyed Orange LC Duplex Synergy Single Module - Almond
MSY-00129-AQ-01	182630012	Keyed Aqua LC Duplex Synergy Single Module - Almond
MSY-00129-04-01	182630013	Keyed Black LC Duplex Synergy Single Module - Almond
MSY-00129-OC-02	182630000	Keyed Red LC Duplex Synergy Single Module - White
MSY-00129-OK-02	182630001	Keyed Yellow LC Duplex Synergy Single Module - White
MSY-00129-OJ-02	182630002	Keyed Green LC Duplex Synergy Single Module - White
MSY-00129-OH-02	182630003	Keyed Blue LC Duplex Synergy Single Module - White
MSY-00129-ON-02	182630004	Keyed Orange LC Duplex Synergy Single Module - White
MSY-00129-AQ-02	182630005	Keyed Aqua LC Duplex Synergy Single Module - White
MSY-00129-04-02	182630006	Keyed Black LC Duplex Synergy Single Module - White
MSY-00129-OC-08	182630028	Keyed Red LC Duplex Synergy Single Module - Gray
MSY-00129-OK-08	182630029	Keyed Yellow LC Duplex Synergy Single Module - Gray
MSY-00129-OJ-08	182630030	Keyed Green LC Duplex Synergy Single Module - Gray
MSY-00129-OH-08	182630031	Keyed Blue LC Duplex Synergy Single Module - Gray
MSY-00129-ON-08	182630032	Keyed Orange LC Duplex Synergy Single Module - Gray
MSY-00129-AQ-08	182630033	Keyed Aqua LC Duplex Synergy Single Module - Gray
MSY-00129-04-08	182630034	Keyed Black LC Duplex Synergy Single Module - Gray



Work Area Solutions
Page F-1



Media Configurable
Page G-1



Keyed LC ModLink Advanced Fiber Cassettes

Molex's Keyed LC Adapters, used in conjunction with compatible connectors, provide mechanical security and prevent inadvertent cross connection while allowing for high density layouts without performance compromise. Combining this with Molex's Plug and Play Advanced Fiber Optic Systems offers premium factory-controlled optical performance, enables flexible system configuration and fast, economical installation.

- Self-contained fiber optic patching enclosures convert MPO/MTP interface to Keyed LC Adapters
- Available in 7 different Keyed LC Adapter types
- Cassettes in 12 fiber format
- Test results with each cassette

Order No.	SAP No.	Description
MLCKLC12OS1-**	Consult Molex	Keyed LC Duplex 12 Fiber ModLink Cassette OS1/2
MLCKLC12OM1-**	Consult Molex	Keyed LC Duplex 12 Fiber ModLink Cassette OM1
MLCKLC12OM2-**	Consult Molex	Keyed LC Duplex 12 Fiber ModLink Cassette OM2
MLCKLC12OM3-**	Consult Molex	Keyed LC Duplex 12 Fiber ModLink Cassette OM3



Rack Enclosures
Page D-8

** Color options - OC = Red, OK = Yellow, OJ = Green, OH = Blue, ON = Orange, AQ = Aqua, 04 = Black
Dimensions: 33.78mm H x 86.61mm W x 104.14mm D

Fiber Optic Solution

Lightband™

Keyed LC



Secure Keyed LC Patch Cords

Molex's Keyed LC Connectors/Adapters prevents unauthorized connection due to the specially designed keys molded into the housing of the connector and adapter.

- Seven color/key coded combinations
- Available in Singlemode/Multimode options
- Hybrid configurations - Keyed LC one end with SC/standard LC/ST at the other
- Precision end face geometry
- 100% factory tested
- Standards compliant
- RoHS Compliant



Part No. Matrix: Substitute the correct code number or letter to determine the assembly construction

SXX.	XXX.	X	X	X.	XXX	X	X
Connector Type 1	Connector Type 2	Fiber Type	Cable Type	Jacket Type	Length	Polish	Jacket Color
S = Secure LC Add color below BL = Blue OR = Orange GR = Green RD = Red YL = Yellow AQ = Aqua 04 = Black Universal	S = Secure LC Add color for secure X0 = No color XX1 = ST XX8 = SC w/90° Boot XX9 = SC Duplex XXA = MT-RJ (m) XXB = MT-RJ (f) XXC = SC/APC XXF = FC XXG = FC/APC XXJ = LC w/90° Boot XXL = LC XXU = MU	2 = 50/125µm (OS2) 3 = 50/125µm (OM3) 4 = 50/125µm (OM4) 5 = 50/125µm (OM2) 6 = 62.5 /125µm (OM1) 8 = 9/125µm (OS1)	3 = 900µm Tight Buffer 4 = 1.6mm Simplex 5 = 1.6mm Duplex 7 = 2mm Duplex	1 = PVC (Default) 3 = OFNP Plenum	XXX = In meters	Polishing Code 0 = Default (MM = PC, SM = UPC) 1 = SPC 3 = APC	0 = Default (OM1 & OM2 = Orange, SM = Yellow) Special colors N = Orange E = Gray K = Yellow C = Red J = Green B = Blue W = W

For Example: To order an LC Red –Secure LC Blue, OM3 2.0mm, Duplex Cable with PVC Sheath 1 Meter, PC Polish (default) in Aqua (default), the part number would be SRD.SBL.371.00100

Fiber Optic Solution Lightband™



Modular Splice Cassettes

Molex's Modular Splice Cassette is an excellent way of managing vulnerable fiber optics, protecting them from dust and damage as a result of routine maintenance. The modular design is upgradeable and reusable. The Cassette is available in a number of pre-loaded kits or in a unloaded configuration.

- Fully integrated into Molex's Specification Grade Enclosures
- Pre-loaded kits include color coded fiber pigtails
- Maximizes density - maximum 24 fiber capacity
- Provides perfect bend radius for splices
- Integrated cable management - prevents damage

Order No.	SAP No.	Description
AFR-00340	183190000	Modular Splice Cassette 6 Fiber Singlemode OS1/2 Duplex SC with pigtails
AFR-00341	183190001	Modular Splice Cassette 6 Fiber Multimode OM1 Duplex SC with pigtails
AFR-00342	183190002	Modular Splice Cassette 6 Fiber Multimode OM2 Duplex SC with pigtails
AFR-00343	183190003	Modular Splice Cassette 6 Fiber Multimode OM3 Duplex SC with pigtails
AFR-00344	183190004	Modular Splice Cassette 12 Fiber Singlemode OS1/2 Duplex SC with pigtails
AFR-00345	183190005	Modular Splice Cassette 12 Fiber Multimode OM1 Duplex SC with pigtails
AFR-00346	183190006	Modular Splice Cassette 12 Fiber Multimode OM2 Duplex SC with pigtails
AFR-00347	183190007	Modular Splice Cassette 12 Fiber Multimode OM3 Duplex SC with pigtails
AFR-00348	183190008	Modular Splice Cassette 12 Fiber Singlemode OS1/2 Duplex LC with pigtails
AFR-00349	183190009	Modular Splice Cassette 12 Fiber Multimode OM1 Duplex LC with pigtails
AFR-00350	183190010	Modular Splice Cassette 12 Fiber Multimode OM2 Duplex LC with pigtails
AFR-00351	183190011	Modular Splice Cassette 12 Fiber Multimode OM3 Duplex LC with pigtails
AFR-00352	183190012	Modular Splice Cassette 24 Fiber Singlemode OS1/2 Quad LC with pigtails
AFR-00353	183190013	Modular Splice Cassette 24 Fiber Multimode OM1 Quad LC with pigtails
AFR-00354	183190014	Modular Splice Cassette 24 Fiber Multimode OM2 Quad LC with pigtails
AFR-00355	183190015	Modular Splice Cassette 24 Fiber Multimode OM3 Quad LC with pigtails
AFR-00382	183190017	Modular Splice Cassette 6 Fiber Singlemode OS1/2 ST with pigtails
AFR-00383	183190018	Modular Splice Cassette 6 Fiber Multimode OM1 ST with pigtails
AFR-00384	183190019	Modular Splice Cassette 6 Fiber Multimode OM2 ST with pigtails
AFR-00380	183190016	Modular Splice Cassette Housing and Lid
AFR-00337	180690053	12 Fiber Fusion Splice Holder



Rack Enclosures
Page D-8

Dimensions: AFR-00380 - 33mm H x 63mm Wx 185mm D

Fiber Optic Solution Lightband™



AFR-00338



AFR-00337 AFR-00334 AFR-00335



Fusion Splice Protectors



AFR-00470



AFR-00472

Universal Splice Trays & Fusion Splice Protectors

The Universal Splice Tray is a configurable enclosure for both mechanical and fusion splices. Loose tube cable is routed into and out of the tray through adjustable tube grips located at each corner. Grips eliminate the need for cable ties and can be tightened and loosened preventing over-compression of the loose tube cable.

- Accepts mechanical and fusion splices
- Adjustable grips on each corner
- Prevents over-compression of the loose tube cable
- Accommodates up to 12 splices
- Fusion Splice Protectors are available in 45mm and 61mm lengths

Order No.	SAP No.	Description
♦AFR-00001	180600027	Universal Splicing Tray
AFR-00334	180690050	5 Fiber Mechanical Splice Holder
♦AFR-00336	180690052	Universal Splice Tray - 24 Fibers
♦AFR-00338	180690054	Universal Splice Tray - Unloaded
AFR-00190	181740009	Low Profile 24 Fiber Fusion Splice
AFR-00335	180690051	6 Fiber Fusion Splice Holder
AFR-00337	180690053	12 Fiber Fusion Splice Holder
AFR-00470	180600217	Universal Splice Tray, 24 Fiber with built in Cable Management for 1U Global Enclosure (Self Adhesive, 2 pcs)
AFR-00472	180600219	Self Adhesive Cable Management Hub (3 pcs)
KFR-00008	180600025	45mm Fusion Splice Protector - 2.4mm (o.d.)
KFR-00009	180600026	61mm Fusion Splice Protector - 2.4mm (o.d.)
KFR-00040	182680005	45mm Fusion Splice Protector - 2.2mm (o.d.)

♦ Compatible with Specification Grade Enclosures
 Dimensions: AFR-00001 - 143mm H x 95mm W x 13mm D, AFR-00190 - 12mm H x 47mm W x 99mm D,
 AFR-00472 - 22mm H (with adhesive pad) x 96mm Diameter
 Shipping Weight: AFR-00472 - 27g



Fiber optic Breakout Kits

Fiber Optic Breakout Kits are for use on multi-fibers-per-tube loose tube cables to modify the cable for direct termination. Each kit breaks out 250µm fibers from a multi-fiber loose tube into individual 900µm buffer tubes. The fibers can then be terminated using the connector manufacturer's recommended termination procedures for 900µm tight buffered fibers. Each kit is individually packaged in a sealed plastic bag.

Order No.	SAP No.	Description
91.B0610	180600022	4 Fibers Per Tube Breakout Kit
91.B0620	180600023	6 Fibers Per Tube Breakout Kit
91.B0630	180580057	8 Fibers Per Tube Breakout Kit
91.B0640	182080065	12 Fibers Per Tube Breakout Kit
91.B0650	182540001	24 Fibers Per Tube Breakout Kit

Dimensions: 8mm H x 18mm W x 43mm D
 Shipping Weight: <56g

Pre-Terminated Solutions ModLink™ Fiber Plug & Play



ModLink is an ideal solution for mission critical applications such as Data Centers and Storage Area Networks, where fast installation is paramount and where moves adds and changes are frequent or managed in-house.

ModLink is also a viable tool for rapid deployment of an alternate data recovery system. In the event of damage or failure to a vital fiber backbone, the link can be quickly re-established without the need of technicians.

12 Port LC ModLink Cassettes

ModLink Cassettes provide a cost-effective, quick and easy fiber system, for backbone and to-the-desk applications. 12 Port LC ModLink Cassettes provide premium factory-controlled optical performance, enabling flexible system configuration and fast, economical installation. Simply plug the cable into the rear of the unit and the link is operational - an excellent solution for fast-track installations.

- Self-contained fiber optic patching enclosures convert the MTP/MPO interface to a standard LC, SC, MT-RJ or ST coupler
- Industry-leading low insertion loss for OS1/2, OM3 & and OM4 Cassettes
- Available in Singlemode & Multimode versions
- Front port identification plus labelling field on cassette top for fiber documentation
- For use within Molex's Fiber Management Systems

Order No.	SAP No.	Description
MLCDSC12OS2L	Consult Molex	12 Port ModLink Cassette, Duplex SC, OS1/2 Singlemode
MLCMTR12OS2L	Consult Molex	12 Port ModLink Cassette, MTRJ, OS1/2 Singlemode
MLCDLC12OS2L	Consult Molex	12 Port ModLink Cassette, Duplex LC, OS1/2 Singlemode
MLCQLC12OS2L	Consult Molex	12 Port ModLink Cassette, Quad LC, OS1/2 Singlemode
MLCDSC12OM1	181810140	12 Port ModLink Cassette, Duplex SC, OM1 62.5µm Multimode
MLCMTR12OM1	181810141	12 Port ModLink Cassette, MT-RJ, OM1 62.5µm Multimode
MLCDLC12OM1	181810142	12 Port ModLink Cassette, Duplex LC, OM1 62.5µm Multimode
MLCQLC12OM1	180370268	12 Port ModLink Cassette, Quad LC, OM1 62.5µm Multimode
MLCDSC12OM2	181810145	12 Port ModLink Cassette, Duplex SC, OM2 50µm Multimode
MLCMTR12OM2	181810146	12 Port ModLink Cassette, MT-RJ, OM2 50µm Multimode
MLCDLC12OM2	181810147	12 Port ModLink Cassette, Duplex LC, OM2 50µm Multimode
MLCQLC12OM2	180370267	12 Port ModLink Cassette, Quad LC, OM2 50µm Multimode
MLCDSC12OM3L	Consult Molex	12 Port ModLink Cassette, Duplex SC, OM3 50µm Multimode, Low Loss
MLCMTR12OM3L	Consult Molex	12 Port ModLink Cassette, MTRJ, OM3 50µm Multimode, Low Loss
MLCDLC12OM3L	Consult Molex	12 Port ModLink Cassette, Duplex LC, OM3 50µm Multimode, Low Loss
MLCQLC12OM3L	Consult Molex	12 Port ModLink Cassette, Quad LC, OM3 50µm Multimode, Low Loss
MLCDSC12OM4L	Consult Molex	12 Port ModLink Cassette, Duplex SC, OM4 50µm Multimode, Low Loss
MLCMTR12OM4L	Consult Molex	12 Port ModLink Cassette, MT-RJ, OM4 50µm Multimode, Low Loss
MLCDLC12OM4L	Consult Molex	12 Port ModLink Cassette, Duplex SC, OM4 50µm Multimode, Low Loss
MLCQLC12OM4L	Consult Molex	12 Port ModLink Cassette, Quad LC, OM4 50µm Multimode, Low Loss

Dimensions: 33.78mm H x 86.61mm W x 104.14mm D



Rack Enclosures
Page D-8



24 Port Quad LC ModLink Cassettes

ModLink Cassettes provide a cost-effective, quick and easy fiber system for backbone and to-the-desk applications. 24 Port Quad LC ModLink Cassettes provide premium factory-controlled optical performance, enabling flexible system configuration and fast, economical installation. Simply plug the cable into the rear of the unit and the link is operational - an excellent solution for fast-track installations.

- Self-contained fiber optic patching enclosures convert the MTP/MPO interface to a standard LC, SC or ST coupler
- Industry-leading low insertion loss for OS1/2, OM3 & and OM4 Cassettes
- Available in Singlemode & Multimode versions
- Front port identification plus labelling field on cassette top for fiber documentation
- For use within Molex's Fiber Management Systems

Order No.	SAP No.	Description
MLCQLC24OM1	181810162	24 Port ModLink Cassette, Quad LC, OM1 62.5µm Multimode
MLCQLC24OM2	181810164	24 Port ModLink Cassette, Quad LC, OM2 50µm Multimode
MLCQLC24OM3L	Consult Molex	24 Port ModLink Cassette, Quad LC, Low Loss, OM3 50µm Multimode
MLCQLC24OM4L	Consult Molex	24 Port ModLink Cassette, Quad LC, Low Loss, OM4 50µm Multimode
MLCQLC24OS2L	Consult Molex	24 Port ModLink Cassette, Quad LC, Low Loss, OS2 Singlemode

Dimensions: 33.78mm H x 86.61mm W x 104.14mm D

Pre-Terminated Solutions

ModLink™ Fiber

Plug & Play



Fiber Trunk Assemblies

Molex's pre-terminated fiber trunk assemblies offer premium factory controlled performance using a variety of connectors that enable fast and economical installation. Ideal for mission critical backbone applications such as Data Centers, disaster recovery sites, or where on-site installation time is restricted or limited.

- Wide variety of connector and cable types available
- Manufactured to order
- Factory terminated and tested
- Optical performance guaranteed

Part No. Matrix - Substitute the correct code number or letter to determine the assembly construction

91-	XX	FFF	ISO-	CC-	YYY
Family	Cable Type	Fiber Count	Fiber Type	Connector Type, each end	Length
	BP = Tight Buffered OFNP 4-24 Core BR = Tight Buffered OFNR 4-24 Core OFNR IP = Indoor/Outdoor Dry Core OFNP 24-144 Core IR = Indoor/Outdoor Indoor/Outdoor Dry Core OFNR 24-144 Core MP = OFNP Micro Core For MTP/MPO MR = OFNR Micro Core For MTP/MPO	12-144	OM1 = 62.5/125µm (500/500) OM2 = 50/125µm (500/500) OM3 = 50/125µm (2000/500) OM4 = 50/125µm (4700/500) OS1 = 9/125µm OS2 = 9/125µm	0 = No Connector 1 = ST 2 = FDDI 3 = SC Simplex 4 = ESCON 5 = ST-II 6 = ST (90° boot) 7 = SMA 8 = SC (90° boot) 9 = SC Duplex A = MT-RJ (Male) B = MT-RJ (Female) C = SC/APC F = FC G = FC/APC J = LC (90° boot) L = LC N=LC/APC U = MU	XXX = In meters 001 = 1 meter

For Example: To order a 5 meter, Tight Buffered, OM1, LC-LC, 12 fiber trunk cable the part number would be 91-BP012OM1-LL-005



Pre-Terminated Solutions ModLink™ Copper Plug & Play



CMP-00007

Factory terminated Plug & Play solutions offer enterprises a number of advantages over traditional cabling systems. Deployment is faster, performance is guaranteed, on site testing is eliminated. Plug and Play solutions are ideal for installations where quality and speed of implementation are paramount, and are ideal for

high density environments such as Data Centers, Storage Area Networks (SAN's) and Server rooms. The ModLink Copper Plug & Play solution when installed in a channel configuration has been certified by ETL Semko as compliant with IEE 802.3ab-1999 for Zero Bit Rate 1000 Base-T transmission.

Copper ModLink Panels

The 48 port ModLink Copper Panel consists of 4 12 port ModLink Copper cassettes loaded into a 1U Rack Mount Enclosure. The cassettes slide easily in and out of the panels, allowing speedy installation. Simple cassette design allows for fast upgrades or expansion of systems with minimum installation time. All cassettes are 100% factory tested, enabling flexible configuration and cost effective installation, while minimizing the need for on-site testing.

- Utilizes the patented Molex iPass™ connector, providing reliable 10/100/1000BASE-T performance
- Modular Cassettes convert the iPass interface to a standard RJ45 interface
- ModLink panels are modular in design and accept up to 4 ModLink cassettes
- Panels feature integral rear cable management
- Cassettes are configured with 12 ports (2 rows x 6 RJ45 ports)
- 100% factory tested

Order No.	SAP No.	Description
CMP-00007	183170006	48 Port Copper ModLink Panel, with all cassettes loaded - 1U
CMP-00008	183170007	24 Port Copper ModLink Panel, with all cassettes loaded - 1U
CMP-00005	183170004	Copper ModLink Panel, Unloaded - 1U



CMP-00009

Copper ModLink Cassettes

ModLink cassettes slide easily in and out of the panels, allowing speedy installation. The simple cassette design allows for fast upgrades or expansion of systems with minimum installation time. All cassettes are 100% factory tested, enabling flexible configuration and cost effective installation, while minimizing the need for on-site testing.

- ModLink cassettes slide easily in and out of the panels
- 100% factory tested

Order No.	SAP No.	Description
CMP-00010	183170009	6 Port Copper ModLink Cassette
CMP-00009	183170008	12 Port Copper ModLink Cassette

Hydra Cable Assemblies

Hydra Cable assemblies are comprised of 6 RJ45 plugs to an iPass connector on the other end. They are specifically designed to connect Molex's range of ModLink copper cassettes from panel to panel or from the switch to the panel links.

- Hydra cable assemblies feature patented iPass high density, robust die-cast connectors on one end & 6 RJ45 plugs on the other end
- 100% factory tested
- Custom cable assembly lengths in increments from 1m - 90m, enabling flexible configuration and cost effective installation



Order No.	SAP No.	Description
ICA-00150-08	183030149	iPass RJ45 Cable Assembly, 6 port PVC, 1m - Gray
ICA-00151-08	183030150	iPass RJ45 Cable Assembly, 6 port PVC, 2m - Gray
ICA-00152-08	183030151	iPass RJ45 Cable Assembly, 6 port PVC, 3m - Gray
ICA-00153-08	183030152	iPass RJ45 Cable Assembly, 6 port PVC, 5m - Gray
ICA-00154-08	183030153	iPass RJ45 Cable Assembly, 6 port PVC, 7m - Gray
ICA-00155-08	183030154	iPass RJ45 Cable Assembly, 6 port PVC, 10m - Gray

Pre-Terminated Solutions ModLink™ Copper Plug & Play



Distribution Cables

Distribution Cables provide speeds up to 1000 BASE-T and are specifically designed to connect Molex's range of ModLink copper cassettes. Utilizing Molex's patented iPass™ connector, Distribution Cables are used as the interconnection cable between cassettes and are made as iPass to iPass cable assemblies.

- Utilizes the patented Molex iPass™ connector
- The iPass connector supports 6 X RJ45 ports
- 100% factory tested
- CMR or CMP cable sheaths

Order No.	SAP No.	Description
ICA-00126-08	183030125	iPass 24 pair Gigabit UTP CMP 25M - gray
ICA-00127-08	183030126	iPass 24 pair Gigabit UTP CMR 25M - gray
ICA-00128-08	183030127	iPass 24 pair Gigabit UTP CMP 30M - gray
ICA-00129-08	183030128	iPass 24 pair Gigabit UTP CMR 30M - gray
ICA-00130-08	183030129	iPass 24 pair Gigabit UTP CMP 35M - gray
ICA-00131-08	183030130	iPass 24 pair Gigabit UTP CMR 35M - gray
ICA-00132-08	183030131	iPass 24 pair Gigabit UTP CMP 40M - gray
ICA-00133-08	183030132	iPass 24 pair Gigabit UTP CMR 40M - gray
ICA-00134-08	183030133	iPass 24 pair Gigabit UTP CMP 45M - gray
ICA-00135-08	183030134	iPass 24 pair Gigabit UTP CMR 45M - gray
ICA-00136-08	183030135	iPass 24 pair Gigabit UTP CMP 50M - gray
ICA-00137-08	183030136	iPass 24 pair Gigabit UTP CMR 50M - gray

NOTE: Contact Molex for custom lengths

Work Area Solutions Synergy™ Series

Molex's Synergy Wallplate system is a family of wallplates providing a sleek, curved, and low profile appearance, for use in an industrial setting.

The wallplates are available in vertical orientation (114mm x 71mm) and square orientation (86mm x 86mm) making them ideal for use in most offices.



WSY-00001-02

WSY-00004-02



Synergy Wallplates

- Low profile for inconspicuous network connecting
- Clear concise labelling
- Rear loading to reduce tampering
- Angled version to ensure proper cable bend radius
- Standard color white
- RoHS compliant
- Accommodates DataGate™ jacks
- Accommodates SC, LC and ST single and dual bezel fiber modules
- Accommodates Media Configurable modules

Order No.	SAP No.	Description
WSY-00001-02	181770031	6 Port Synergy Wallplate - Unloaded
WSY-00002-02	182080075	4 Port Synergy Wallplate - Unloaded
WSY-00003-02	181770080	3 Port Synergy Wallplate - Unloaded
WSY-00004-02	181770040	4 Port 1U Synergy Wallplate - Unloaded
WSY-00005-02	181770008	4 Port Angled Synergy Wallplate - Unloaded
WSY-00006-02	181770010	2 Port Angled Synergy Wallplate - Unloaded
WSY-00015-02	181770053	12 Port Double Gang Synergy Wallplate - Unloaded
WSY-00016-02	181770058	10 Port Double Gang Synergy Wallplate - Unloaded
WSY-00017-02	181770063	8 Port Double Gang Synergy Wallplate - Unloaded
WSY-00018-02	181770068	2 Port Synergy Wallplate

Other Colors: -01 Almond, -05 Ivory
Dimensions: Single Gang - 120mm H x 70mm W x 11mm D, Double Gang - 120.7mm H x 117.5mm W x 10.9mm D
Shipping Weight: Plates (Box of 50) - 1.4Kg



SSY-00003-02



Synergy Surface Boxes

- Low profile for inconspicuous network connecting
- Available in 1, 2, 4 and 6 port versions
- Rear loading jacks to reduce tampering
- Clear concise labelling
- 3 colors available
- Standard color white
- RoHS compliant
- Accommodates DataGate jacks
- Accommodates SC, LC and ST single position fiber modules
- Accommodates Media Configurable modules

Order No.	SAP No.	Description
SBX-00004-02	181770079	1 Port Modular Surface Box, Unloaded - White
SSY-00002-02	181770017	2 Port Modular Surface Box, Unloaded - White
SSY-00003-02	181770022	4 Port Modular Surface Box, Unloaded - White
SSY-00004-02	181770027	6 Port Modular Surface Box, Unloaded - White
Accessories		
KSJ-00005-0*	Consult Molex	Single Position Blank Module (Bag of 25)
CSP-00021-**	Consult Molex	Blank 6-Pack Icons (Bag of 10)
CSP-00022-**	Consult Molex	Data 6-Pack Icons (Bag of 10)
CSP-00023-**	Consult Molex	Voice 6-Pack Icons (Bag of 10)

* Color Options - 1 = Almond, 2 = White, 5 = Ivory ** Icon Color Options - 02 = White, RD = Red, BL = Blue
Dimensions: SBX-00004 - 30mm H x 33mm W x 66mm D, SSY-00002 - 29.5mm H x 56.7mm W x 63.5mm D,
SSY-00003 - 29.5mm H x 100.6mm W x 76.2mm D, SSY-00004 - 29.5mm H x 148.6mm W x 114.3mm D
Shipping Weight: SBX-00004 - 28g, SSY-00002 - 35.7g, SSY-00003 - 57.8g, SSY-00004 - 109.2g



SSY-00001-0*

SSY-00005-0*



Synergy Modular Furniture Outlets

- Low profile for inconspicuous network connecting
- Available in 3 and 4 Port versions
- Rear loading jacks to reduce tampering
- Clear concise labelling
- 3 colors available
- RoHS compliant
- Accommodates DataGate jacks
- Accommodates SC, LC and ST single position fiber modules
- Accommodates Media Configurable modules

Order No.	SAP No.	Description
SSY-00001-**	Consult Molex	4 Port /NEMA Cutout Size Minimum - 2.812" x 1.750" Unloaded
SSY-00005-0*	Consult Molex	3 Port /TIA 569A Cutout Size 1.345" -1.405" x 2.630" x 2.850"
Accessories		
CSP-00021-**	Consult Molex	Blank 6-Pack Icons (Bag of 10)
CSP-00022-**	Consult Molex	Data 6-Pack Icons (Bag of 10)
CSP-00023-**	Consult Molex	Voice 6-Pack Icons (Bag of 10)

* Color Options - 1 = Almond, 2 = White, 5 = Ivory ** Icon Color Options - 02 = White, RD = Red, BL = Blue
Dimensions: SSY-00001 - 66.7mm H x 84mm W x 15.75mm D, SSY-00005 - 47mm H x 78mm W x 10.2mm D,
Shipping Weight: SSY-00005 - 21.28g

Work Area Solutions

Synergy™ Series

SSY-00016-02



SSY-00015-02



SSY-00014-02



PowerCat 6A
Shielded Jack
Page B-1

PowerCat 6
DataGate Jack
Page B-3

PowerCat 5e
DataGate Jack
Page B-6

PowerCat Synergy™ Surface Box

Synergy Copper Surface Blocks are ideal for use in a confined space. Surface Blocks provide the option of either side or base entry of cables with internal cable management and are mounted using screws. Location designation is clearly visible from the top of these surface blocks with label and clear cover. The 6 port Synergy Block comes with rigid metal plate which allows for use as consolidation point enclosure.

- Utilize DataGate™ C5e UTP, Cat 6 UTP, Cat 6A shielded copper jacks and single-position copper modules
- Contemporary styling
- Rear loading modules to reduce tampering
- Slotted screw holes for easy alignment and removal
- Concise labeling
- Clear label covers to prevent misplacement
- MIIM™ terminator cap compatible

Order No.	SAP No.	Description
SSY-00014-02	181340013	Synergy Copper Surface Block, 2 Port, Unloaded - White
SSY-00015-02	181340016	Synergy Copper Surface Block, 4 Port, Unloaded - White
SSY-00016-02	181340019	Synergy Copper Surface Block, 6 Port, Unloaded - White

Dimensions: SSY-00014 - 29.5mm H x 56.7mm W x 114.3mm D, SSY-00015 - 29.5mm H x 100.6mm W x 114.3mm D, SSY-00016 - 29.5mm H x 148.6mm W x 114.3mm D



Work Area Solutions USO™ II Series



WUS-00001-0*



WUS-00002-0*



DataGate Jacks
Page B-3



Fiber Modules
Page F-7



Multimedia Modules
Page F-6

USO II multimedia outlet system is a comprehensive modular system that can be easily re-configured without removing the faceplate bezel. For maximum versatility USO II outlets have a three part design; fascia, bezel and module.

USO II Wallplate & Bezels

- Utilize USO II modules
- Clear concise labelling
- Easily configured/reconfigured from the front
- Accommodates DataGate jacks
- Low profile for inconspicuous network connecting
- RoHS compliant
- Accommodates DataGate™ jacks
- Accommodates SC, LC, ST single and dual position fiber modules
- Accommodates Media Configurable modules

Order No.	SAP No.	Description
WUS-00001-0*	180060031	USO II Single Gang Bezel, Alpha Icons - Unloaded
WUS-00002-0*	180060035	USO II Double Gang Bezel, Alpha Icons - Unloaded
WUS-00003-0*	180060039	USO II Single Gang Bezel, Telecom Icons - Unloaded
WUS-00004-0*	180060043	USO II Double Gang Bezel, Telecom Icons - Unloaded
Accessories		
MUS-00096-**	Consult Molex	USO II Single Port Fascia - Unloaded (bag of 10)
MUS-00097-**	Consult Molex	USO II Double Port Fascia - Unloaded (bag of 10)
MUS-00185-**	Consult Molex	USO II Blank Modules (bag of 10)
KSJ-00005-0*	Consult Molex	Single Position Blank Module (Bag of 25)

* Color Options - 1 = Almond, 2 = White

Dimensions : Single Gang Bezel - 114mm H x 70mm W x 15mm D, Double Gang Bezel - 114mm H x 114mm W x 15mm D
MUS-00057 - 25mm H x 50mm W x 25mm D, MUS-00058 - 25mm H x 50mm W x 25mm D, MUS-00059 - 25mm H x 50mm W x 25mm D
Shipping Weight: Single Gang Bezel - 42g, Double Gang Bezel - 84g, MUS-00057 - 28g, MUS-00058 - 28g, MUS-00059 - 28g

F



USO II UNI-FIT Modular Furniture Outlets

The USO II Uni-Fit modular furniture outlet features adjustable latches that accommodate most standard and non-standard modular furniture openings - providing flexibility for hard-to-fit openings. Simply attach the base plate onto the furniture and adjust latches to the opening, slip on the cover, and snap in a USO II module. Each Uni-Fit accommodates up to four voice or data channels (2 modules).

- Low profile for inconspicuous network connecting
- Clear concise labelling
- Easily configured/reconfigured from the front
- Accommodates DataGate jacks
- Accommodates SC, LC, ST single and dual bezel fiber modules
- Accommodates Media Configurable modules
- RoHS compliant



DataGate Jacks
Page B-3



Fiber Modules
Page F-7



Multimedia Modules
Page F-6

Order No.	SAP No.	Description
SUS-00001-**	Consult Molex	USO II Uni-Fit - Unloaded

** Color Options - 01 = Almond, 02 = White, 04 = Black

Dimensions: 79mm H x 103mm W x 13mm D

Shipping Weight: 71g



SUS-00002-**

USO II Surface Boxes

The USO II Surface Boxes are ideal for use where a surface mount is needed in a confined space. Surface Boxes provide the option of either side or base entry of cables and may be mounted using screws or a magnet kit (sold separately). Icons may be used to clearly identify ports alongside the modules.

- Low profile for inconspicuous network connecting
- Clear concise labelling
- Easily configured/reconfigured from the front
- Accommodates DataGate jacks
- Accommodates SC, LC, ST single and dual position fiber modules
- Accommodates Media Configurable modules

Order No.	SAP No.	Description
SUS-00002-**	Consult Molex	USO II 1U Surface Box- Unloaded
SUS-00003-**	Consult Molex	USO II 2 1U Surface Box- Unloaded
35-701	180400001	Magnet Kit for SUS-00003-**
35.B0120	180400002	Magnet Kit for SUS-00002-**


** Color Options - 01 = Almond, 02 = White, 04 = Black

Dimensions: SUS-00002 - 35mm H x 64mm W x 50mm D, SUS-00003 - 124mm H x 32mm W x 71mm D

Shipping Weight: SUS-00002 - 56.7g, SUS-00003 - 84g



DataGate Jacks
Page B-3



Fiber Modules
Page F-7



Multimedia Modules
Page F-6

Work Area Solutions Streamline™ Wallplates



WPJ-00010-0*



DataGate Jacks
Page B-3

Fiber Modules
Page F-7

Multimedia Modules
Page F-6

Streamline Wallplates are designed as a low profile solution for applications where minimum labelling and port designation is required. Available in plastic and stainless steel, Streamline Wallplates are compatible with Molex's copper, fiber, audio and video modules.

Streamline Plastic Wallplates

- Low profile for inconspicuous network connecting
- Rear loading jacks to reduce tampering
- Clear concise labelling
- UL Approved
- RoHS compliant
- Accommodates DataGate™ jacks
- Accommodates SC, LC, ST single position fiber modules
- Accommodates Media Configurable modules

Order No.	SAP No.	Description
WPJ-00007-0*	Consult Molex	1 Port Streamline Plastic Wallplate - Unloaded
WPJ-00008-0*	Consult Molex	2 Port Streamline Plastic Wallplate - Unloaded
WPJ-00010-0*	Consult Molex	4 Port Streamline Plastic Wallplate - Unloaded
Accessories		
CSP-00021-**	Consult Molex	Blank 6-Pack Icons (Bag of 10)
CSP-00022-**	Consult Molex	Data 6-Pack Icons (Bag of 10)
CSP-00023-**	Consult Molex	Voice 6-Pack Icons (Bag of 10)

* Wallplate Color Options - 1 = Almond, 2 = White, 5 = Ivory, ** Icon Color Options - 02 = White, RD = Red, BL = Blue
Dimensions: WPJ-00007, WPJ-00008 & WPJ-00010 - 115.06mm H x 70.10mm W x 10.41mm D
Shipping Weight: WPJ-00007, WPJ-00008 & WPJ-00010 - 34g



WSS-00002



DataGate Jacks
Page B-3

Fiber Modules
Page F-7

Multimedia Modules
Page F-6

Streamline Stainless Steel Wallplates

- Low profile for inconspicuous network connecting
- Clear concise labelling
- Rear loading to reduce tampering
- Robust Design
- UL Approved
- RoHS compliant
- Accommodates DataGate jacks
- Accommodates SC, LC, ST single position fiber modules
- Accommodates Media Configurable modules

Order No.	SAP No.	Description
WSS-00001	184000551	1 Port Stainless Steel Streamline Wallplate - Unloaded
WSS-00002	184000316	2 Port Stainless Steel Streamline Wallplate - Unloaded
WSS-00003	184000552	3 Port Stainless Steel Streamline Wallplate - Unloaded
WSS-00004	184000553	4 Port Stainless Steel Streamline Wallplate - Unloaded
WSS-00006	184000554	6 Port Stainless Steel Streamline Wallplate - Unloaded
Accessories		
CSP-00021-**	Consult Molex	Blank 6-Pack Icons (Bag of 10)
CSP-00022-**	Consult Molex	Data 6-Pack Icons (Bag of 10)
CSP-00023-**	Consult Molex	Voice 6-Pack Icons (Bag of 10)

** Icon Color Options - 02 = White, RD = Red, BL = Blue
Dimensions: WSS-00001, WSS-00002, WSS-00003, WSS-00004, WSS-00005 & WSS-00006 - 115.06mm H x 70.10mm W x 10.41mm D
Shipping Weight: WSS-00001, WSS-00002, WSS-00003, WSS-00004, WSS-00005 & WSS-00006 - 64g



DataGate Jacks
Page B-3

DataGate Wall Phone Plate

The DataGate Wall Phone Plate accommodates the DataGate jacks and is available in stainless steel. The DataGate jack is available in Category 3, Category 5e, Category 6 and Category 6A and is purchased separately from the DataGate Wall Phone Plate.

- Utilized for wall mounted phone installations
- Low profile for inconspicuous network connecting
- Accommodates rear-loading DataGate jacks for reduced tampering
- Accommodates DataGate Jacks

Order No.	SAP No.	Description
WSS-00007	184000555	DataGate Stainless Steel Wall Phone Plate (DataGate Jack purchased separately)

Dimensions: 115.06mm H x 70.10mm W x 10.47mm D
Shipping Weight: 63g

Work Area Solutions Decora & 106 Wallplates



WDP-00002-**

Decora Style Wallplates

Decora Style Wallplates are designed to fit standard decora style electrical cover plates in applications where voice and data ports are used instead of electrical outlets.

Available in two and four port configurations, Decora style wallplates utilize DataGate jacks and single-position fiber and copper modules. Decora style wallplates are UL-approved and are rear-loading to resist tampering. Each wallplate comes supplied with alpha icons which are recessed when installed. Voice and data icons are also available. All icons are available in multiple colors to match DataGate™ jacks and to assist in application recognition.

- Accommodates DataGate Jacks
- Accommodate SC, LC, ST single position fiber modules
- Fit standard decora style electrical cover plates
- Accommodates media configurable modules
- Rear loading to reduce tampering
- RoHS compliant

Order No.	SAP No.	Description
WDP-00002-**	Consult Molex	2 Port Decora Style Wallplate
WDP-00004-**	Consult Molex	4 Port Decora Style Wallplate

**Color Options - 01 = Almond, 02 = White, 05 = Ivory

Dimensions: WDP-00002 & WDP-00004 - 104.14mm H x 38.10mm W x 13.97mm D

Shipping Weight: WDP-00002 & WDP-00004 - 20g



WSY-00007-**

106 Style (Grid Plates)

Grid Plates are designed to be used with standard electrical outlet plates in applications where voice and data ports are used in place of electrical outlet. Grid plates utilize DataGate jacks and single-position fiber and copper modules.

- Accommodates DataGate Jacks
- Accommodate SC, LC, ST single position fiber modules
- Accommodates media configurable modules
- Fits standard electrical cover plates
- Rear loading to reduce tampering
- RoHS Compliant

Order No.	SAP No.	Description
WSY-00007-**	Consult Molex	2 Port Grid Plate
WSY-00008-**	Consult Molex	4 Port Grid Plate

Color Options: 01 = Almond, 02 = White, 05 = Ivory

Dimensions: WSY-00007 & WSY-00008 - 95.25mm H x 38.1mm W x 12.95mm D

Shipping Weight: WSY-00007 & WSY-00008 - 12.6g

Work Area Solutions Copper Modules Synergy™ Series



Molex offers a comprehensive range of copper-to-the-desk modular systems to suit all applications and market requirements. Elegantly designed, these products offer a low profile and versatile modular construction, allowing the user to easily expand the network as it grows.

Single Synergy Copper Modules

Single Synergy modules are versatile, industrially designed inserts for use across a broad range of Molex product, including wallplates, patch panels and modular furniture outlets. Single Synergy modules are rear loading.

Compatible with:

- Synergy family
- USO™ II family
- Streamline family
- Modular Furniture Outlets, Boxes & MUTO
- Multimedia Patch Panels
- Standard color white
- RoHS compliant

Order No.	SAP No.	Description
MSY-00002-02	182060131	F Video - White Module
MSY-00032-02	182060059	S Video Coupler - White Module
MSY-00033-R2	182060064	RCA Coupler Red - White Module
MSY-00033-W2	182060096	RCA Coupler White - White Module
MSY-00033-Y2	182060101	RCA Coupler Yellow - White Module
MSY-00036-02	182060081	BNC Coupler - White Module
MSY-00037-R2	182060227	RCA Field Terminable Red - White Module
MSY-00037-W2	182060222	RCA Field Terminable White - White Module
MSY-00037-Y2	182060232	RCA Field Terminable Yellow - White Module
MSY-00038-02	182060240	S Video Field Terminable - White Module

Other Module Color Options: 01 = Almond
 Dimensions: MSY-00002-02 - 23.5mm H x 17.8mm W x 27mm D, MSY-00032-02 - 23.5mm H x 17.8mm W x 36.1mm,
 MSY-00033 - 23.5mm H x 17.8mm W x 32.6mm, MSY-00036 - 23.5mm H x 17.8mm W x 32.5mm
 Shipping Weight: MSY-00002-02 - 9.7g, MSY-00032-02 - 16.2g, MSY-00033 - 17.6g, MSY-00036 - 12.9g



Double Synergy Copper Modules

Double Synergy modules are versatile, industrially designed inserts for use across a broad range of Molex product, including wallplates, patch panels and modular furniture outlets. Double Synergy modules are rear loading.

Compatible with:

- Select Synergy wallplates
- RoHS compliant

Order No.	SAP No.	Description
MSY-00006-02	182060245	2 A Plus Video - White Module
MSY-00007-02	182060122	S Plus Video - White Module
MSY-00034-02	182060071	15 pin HD D-Sub Coupler SVGA - White Module
MSY-00001-02	182060013	Blank (bag of 25) - White Module
MSY-00035-02	182060076	15 Pin HD D-Sub Coupler Fascia (Bag of 10) - White Module
MSY-00128-02	Consult Molex	3.5mm Field Terminable - White Module
Accessories		
ADA-00004	0181970218	Cat 5e Coupler

Other Module Color Options: 01 = Almond
 Dimensions: MSY-00006-02 - 23.9mm H x 40.6mm W x 40.6mm D, MSY-00007-02 - 23.9mm H x 40.6mm W x 33.5mm,
 MSY-00034 - 23.9mm H x 40.6mm W x 19mm, MSY-00001-02 - 23.9mm H x 40.6mm W x 12.7mm,
 MSY-00035-02 - 23.9mm H x 40.6mm W x 19mm
 Shipping Weight: MSY-00006-02 & MSY-00007-02 - 28g, MSY-00034-02 - 14g, MSY-00001 & MSY-00035-02 - 8.4g

Work Area Solutions

Fiber Modules

Synergy™ Series



MSY-00018



MSY-00004



MSY-00025



MSY-00040

Molex offers a comprehensive range of fiber-to-the-desk modular systems to suit all applications and market requirements. Elegantly designed, these products offer a low profile and versatile modular construction, allowing the user to easily expand the network as it grows.

Supporting SC, LC, ST and MT-RJ fiber adapters, Molex's work area solutions are suitable for both Singlemode and Multimode installations and include Molex's unique "shuttered" technology protecting the user from harmful light emissions.

Single Synergy Fiber Modules

Designed for use within the Molex Synergy range of wallplates and surface blocks, SC jacks are available in five colors and provide singlemode and multimode performance.

- Synergy family
- Multimode & Singlemode configuration
- Designed to fit into Synergy, Streamline & USO™ II system of wallplates and surface blocks - See Page F-1
- Standard color white
- SC adapter available with or without shutter
- RoHS compliant

Order No.	SAP No.	Description
MSY-00003-02	182060019	Synergy Module Single ST, Singlemode - White Module
MSY-00004-02	182080024	Synergy Module Single ST, Multimode - White Module
MSY-00018-02	182060029	Synergy Module Single SC, Singlemode - White Module
MSY-00040-02	182060092	Synergy Module Duplex LC, Multimode - White Module
MSY-00041-02	182060087	Synergy Module Duplex LC, Singlemode - White Module

Other Module Color Options: 01 = Almond

Dimensions: MSY-00003-02 & MSY-00004-02 - 23.5mm H x 17.8mm W x 29.1mm D, MSY-00018-02 - 23.5mm H x 17.8mm W x 30.5mm, MSY-00040-02 & MSY-00041-02 - 23.5mm H x 17.8mm W x 25.7mm,

Shipping Weight: MSY-00003-02 & MSY-00004-02 - 10.7g, MSY-00032-02 - 6.2g, MSY-00040-02 & MSY-00041-02 - 12g

Double Synergy Fiber Modules

Double Synergy modules are versatile, industrially designed inserts for use across a broad range of Molex products, including wallplates, patch panels and modular furniture outlets. Double Synergy modules are front loading.

- Multimode & Singlemode configuration
- Designed to fit into Synergy wallplates and surface blocks
- Available in 2 colors
- RoHS compliant



MSY-00020

Order No.	SAP No.	Description
MSY-00001-**	Consult Molex	Blank Module (bag of 25)
MSY-00020-**	Consult Molex	Synergy Module ST - Multimode
MSY-00021-**	Consult Molex	Synergy Module ST - Singlemode
MSY-00026-**	Consult Molex	Synergy Module Duplex SC - Singlemode with shutter
MSY-00027-**	Consult Molex	Synergy Module Duplex SC - Singlemode no shutter
MSY-00028-**	Consult Molex	Synergy Module Duplex SC - Multimode with shutter

**Module Color Options: 01 = Almond, 02 = White

Dimensions: MSY-00020-** & MSY-00021-** - 23.9mm H x 40.6mm W x 42.4mm,

MSY-00026-** & MSY-00027-**- 23.9mm H x 40.6mm W x 27.4mm, MSY-00001-02 - 23.9mm H x 40.6mm W x 12.7mm,

Shipping Weight: MSY-00020-**, MSY-00021-**, MSY-00026-** & MSY-00027-** - 28g, MSY-00001 - 8.4g

Work Area Solutions

Copper Modules

USO™ II Series



MUS-00039



MUS-00051



MUS-00094



MUS-00098



MUS-00099



MUS-00100

USO II Modules

The USO II multimedia outlet system is a comprehensive group of modular products which can be easily configured and reconfigured without removing the faceplate bezel. For maximum versatility, USO™ II outlets have a three-part design: bezel, fascia and jacks. USO II bezels fit all standard US 1 and US 2 wall boxes. USO II modules make it easy to customize outlets for any UTP or fiber application. Modules can be purchased either pre-configured or can be built by purchasing either 1U 1 Port or 1U 2 Port fascia and inserting DataGate™ Jacks.

Compatible with:

- USO II family
- Uni-Fit Modular Furniture Outlets
- Modular Furniture Outlets, Boxes & MUTO
- USP Panels
- RoHS compliant

Order No.	SAP No.	Description
MUS-00039-**	Consult Molex	BNC
MUS-00040-**	Consult Molex	2 BNC Coupler
MUS-00042-**	Consult Molex	F Video Coupler
MUS-00051-**	Consult Molex	2 Audio
MUS-00055-**	Consult Molex	2 Audio Field Terminable
MUS-00056-**	Consult Molex	S Video Field Terminable
MUS-00060-**	Consult Molex	2 F Video
MUS-00094-**	Consult Molex	15 Pin HD D-Sub Coupler SVGA
MUS-00098-**	Consult Molex	3 RCA Field Terminable
MUS-00099-**	Consult Molex	SVGA D-Sub Field Terminable
MUS-00100-**	Consult Molex	3 RCA Field Terminable
MUS-00181-**	Consult Molex	Component Video Coupler

** Color Options - 01 = Almond, 02 = White



MUS-00096



MUS-00095



MUS-00097



MUS-00185

Order No.	SAP No.	Description
Blank Modules		
MUS-00185-**	Consult Molex	USO II Blank Modules (bag of 10)
Fascias		
MUS-00096-**	Consult Molex	USO II Single Port Fascia - Unloaded (bag of 10)
MUS-00097-**	Consult Molex	USO II Double Port Fascia - Unloaded (bag of 10)
MUS-00095-**	Consult Molex	15 Pin HD D-Sub Coupler Fascia (Bag of 10)

**Color Options: 01 = Almond, 02 = White

Dimensions: MUS-00039-**, MUS-00051-**, MUS-00057-**, MUS-00058-**, MUS-00059-**, MUS-00060-**, MUS-00096-**, MUS-00097-**

& MUS-00098-** - 25mm H x 50mm W x 25mm D,

MUS-00094-** & MUS-00095-** - 25mm H x 50mm W x 19mm D,

Shipping Weight: MUS-00039-**, MUS-00051-**, MUS-00057-**, MUS-00058-**, MUS-00059-**, MUS-00060-**, MUS-00094-**, MUS-00096-**, MUS-00097-** & MUS-00095-** - 28g, MUS-00098-** - 60g

Media Configurable

Frequently, the need arises to integrate multiple media types within the one cabling system. It is becoming common for example for UTP, fiber optics, audio and video media to be used in the same environment.

To support these situations, Molex has designed a range of wiring closet and work area products, which accommodate UTP, fiber optics, audio and video media types using modular designs.



Audio & Video Modules

Audio and Video modules are versatile modules for unique applications where pre-terminated cables must be mated. Single Position Modules fit into Molex's configurable panels and wallplate systems that accept Molex's DataGate™ jack.

- Enables line extensions for legacy cabling systems
- Single Position Modules are designed to fit into Molex's Synergy & USO™ II system of wallplates and surface blocks

Order No.	SAP No.	Description
MSY-00002-0*	Consult Molex	Single Position F Video Module
MSY-00032-0*	Consult Molex	Single Position S Video Coupler Module
MSY-00033-R*	Consult Molex	Single Position RCA Coupler Red Module
MSY-00033-W*	Consult Molex	Single Position RCA Coupler White Module
MSY-00033-Y*	Consult Molex	Single Position RCA Coupler Yellow Module
MSY-00036-0*	Consult Molex	Single Position BNC Coupler Module
Accessories		
MUS-00096-0*	Consult Molex	USO II Single Port Fascia - Unloaded (bag of 10)
MUS-00097-0*	Consult Molex	USO II Double Port Fascia - Unloaded (bag of 10)
MUS-00185	Consult Molex	USO II Blank Modules (bag of 10)
KSJ-00005-0*	Consult Molex	Single Position Blank Module (Bag of 25)

Other Module Color Options: 1 = Almond, 2 = White

Dimensions: MSY-00002-0* - 23.5mm H x 17.8mm W x 27mm D, MSY-00032-0* - 23.5mm H x 17.8mm W x 36.1mm, MSY-00033 - 23.5mm H x 17.8mm W x 32.6mm, MSY-00036 - 23.5mm H x 17.8mm W x 32.5mm, MUS-00096-0* & MUS-00097-0* - 25mm H x 50mm W x 25mm D

Shipping Weight: MSY-00002-0* - 9.7g, MSY-00032-0* - 16.2g, MSY-00033 - 17.6g, MSY-00036-0* - 12.9g, MUS-00096-0* & MUS-00097-0* - 28g

Multi User Telecommunications Outlet (MUTO)

The Multi User Telecommunications Outlet (MUTO) is the ideal solution for high-density fiber or copper requirements in the office environment. This sleek product holds up to twelve 25 x 50mm Euromod Modules or USO II fascias and is easily mounted near file servers, active devices, and workstations. The MUTO can also accommodate up to six 50 x 50mm Angled Fiber Modules.

- Aluminium main body
- Two metal end caps (angled)
- Two plastic end caps (flat)
- Four end cap screws
- Two plastic end plugs (for metal end caps)
- Two Snapz™ icon trees (alpha)
- Accommodates 25 x 50mm USO II fascias, enabling Category 5e or Category 6 performance
- Accommodates ST, SC, MT-RJ & LC Euromod 25 x 50mm and 50 x 50mm Angled Fiber Modules

Order No.	SAP No.	Description
CPT-00004	180080020	Multi User Telecommunications Outlet (MUTO)

Dimensions: 301mm H x 89mm W x 57mm D, Shipping Weight: 595g

Keystone Jack

Utilizing patented IDC V-shaped contacts that flex not fatigue when terminated, the RJ-45 Keystone Jack is compatible with any product that accepts the standard keystone profile.

- Dual Color coding allows 568A/B wiring
- Patented IDC V-Shaped contacts that flex not fatigue when terminated
- Features pointed IDC towers to speed termination and enhance cable retention
- RJ-11 & RJ-12 compatible
- Molded category identification on jack face
- Molex 4 Pair Termination Tool or industry standard 110 termination tool compatible



KSJ-00033-01

Order No.	SAP No.	Description
KSJ-00033-01	Consult Molex	Keystone Jack, Category 6, 8W, 568A/B
KSJ-00032-01	Consult Molex	Keystone Jack, Category 5e, 8W, 568A/B

** Keystone Jack Color Options - 01 = Almond, 02 = White, 04 = Black, 05 = Ivory, 08 = Light Gray, RD = Red, BL = Blue, GR = Green, YL = Yellow, RG = Orange

Dimensions: KSJ-00032-01 & KSJ-00033-01 - 23mm H x 18mm W x 30.6mm D, Shipping Weight: KSJ-00032-01 & KSJ-00033-01 - 28g



PowerCat 6 UTP DataGate Jacks Page B-3



USO II Fiber Modules Page F-7



4 Pair Termination Tool Page K-2

Industrial Solutions



84700-0001

Molex's Industrial Solutions are specifically designed for installations within harsh environments. Ideally suited for manufacturing facilities, water treatment plants, transportation hubs and food and beverage facilities, the industrial solution features a unique bayonet

latching system that ensures network performance is constantly maintained.

Industrial Copper Assemblies

Enabling side and rear entry termination, the Industrial Ethernet Connectors are housed within a rugged Polyester covering and feature a bayonet style latch receptacle for quick and easy connection and proper mating depth. The latching mechanism provides one sealing surface which protects the plug from dust, moisture, dirt, vibration, chemicals, electromagnetic interference and temperature extremes - reducing the likelihood of product failure.

- Category 5e
- One sealing surface
- Bayonet style latch receptacle
- Suitable for extreme environments
- Water and dust tight for functional integrity
- IP 67 and NEMA 6P ratings

Order No.	SAP No.	Description
84700-0001	0847000001	Industrial Ethernet Coupler

Dimensions: 28.7mm W x 50.8mm D
Shipping Weight: 33g



106259-0200

Industrial LC Adapter

The LC Industrial Adapter is housed within a rugged Polyester covering. The adapter features a bayonet style latch receptacle for quick and easy connection and proper mating depth. The latching mechanism provides one sealing surface which protects the connector from dust, moisture, dirt, vibration, chemicals, electromagnetic interference and temperature extremes, reducing the likelihood of product failure.

- Available in Singlemode & Multimode versions
- 100% optically tested to ensure quality performance
- LC connector designed to Telcordia GR-326-CORE
- Suitable for indoor and outdoor applications
- One Sealing Surface
- Bayonet style latch receptacle
- IP 67 and NEMA 6P ratings
- Suitable for extreme environments
- Water and dust tight for functional integrity
- Potted/Sealed version available for extra durability

Order No.	SAP No.	Description
106259-0200	0860590200	Industrial LC Adapter, Phosphor Bronze - Multimode
106259-0210	0860590210	Industrial LC Adapter, Zirconia - Singlemode



Industrial LC Patch Cords

Available in multiple lengths, Industrial LC Patch Cords are housed within a rugged Polyester covering which features a bayonet style latch receptacle for quick and easy connection and proper mating depth. The latching mechanism provides one sealing surface which protects the plug from dust, moisture, dirt, vibration, chemicals, electromagnetic interference and temperature extremes, reducing the likelihood of product failure.

- Available in Singlemode & Multimode versions
- 100% optically tested to ensure quality performance
- LC connector designed to Telcordia GR-326-CORE
- Suitable for indoor and outdoor applications
- One Sealing Surface
- Bayonet style latch receptacle
- IP 67 and NEMA 6P ratings
- Suitable for extreme environments

Order No.	SAP No.	Description
Consult Molex*	Consult Molex	Industrial LC Patch Cords

* Part numbers allocated at time of order

Industrial Solutions



WSS-00011

Industrial Wallplates


- Stainless Steel Robust design
- Low profile for inconspicuous network connecting
- Single Gang - 120mm x 70mm x 11mm
- IP 67 rated
- Totally protected from the ingress of dust
- Protects against temporary immersion in water between 15cm - 1m for 30 minutes
- Accommodates Molex's Industrial Connector

Order No.	SAP No.	Description
WSS-00008	181260001	Industrial Wallplate, 1 Port, RJ45 Aperture - Unloaded
WSS-00009	181260002	Industrial Wallplate, 2 Port, RJ45 Aperture - Unloaded
WSS-00010	181260003	Industrial Wallplate, 1 Port, LC Aperture - Unloaded
WSS-00011	181260004	Industrial Wallplate, 2 Port, LC Aperture - Unloaded

Dimensions: WSS-00008, WSS-00009, WSS-00010 & WSS-00011 - 115mm H x 70mm W x 5mm D
Shipping Weight: WSS-00008, WSS-00009, WSS-00010 & WSS-00011 - 62.8g

Cable Management Solutions

Cable Management is an important part of any installation. Combining aesthetics with functionality, the Molex range of rack mountable cable management products offer cable management with minimal effort, ensuring long term manageability of the wiring closet.



Vertical Rack Manager (VRM)

Used in conjunction with the Molex 45U, 19 inch Open Bay Rack, or equivalent, the VRM provides a robust and efficient way of managing cables and patch cords. It's ergonomic design ensures the necessary support for bundled patch cords, moving them from panels to the frame, maintaining bend radii at all times. Cable routing is flexible, and rapid re-routing can be achieved via the Quick Fit cable spools. Quick snap finger grooves enable flexible equipment management, and allow for expansion from 1U to whatever size required.

- Fits EIA standard 19" open bay racks
- Allows for upgrading current installations while maintaining current investment in hardware
- Maximizes building Infrastructure
- Excels in space utilization, by increasing density and freeing up valuable floor space
- Strong & flexible poly carbonate finger guides
- Robust but light-weight construction holds cables perfectly aligned against each individual patch panel maintaining critical bend radii
- Snap grooved finger guides allow easy modification to 2/3 U configuration. With replacement finger guides ensures ongoing flexibility for future fit-out requirements
- Cable retainers click on to the end of finger guides - ideal for holding cables horizontally in place while undertaking maintenance
- A quick lock door allows for fast easy access by allowing instantaneous left or right door opening with flush mounted handles
- Quick fit spool which allows easy single handed fit and removal of spools saving time and effort
- The design allows flexibility in fit out with additional spools and door kits available



Order No.	SAP No.	Description
CMA-00083	181050000	12" Vertical Rack Cable Manager - Front/Back & Front Door
CMA-00084	181050001	8" Vertical Rack Cable Manager - Front/Back & Front Door
CMA-00085	181050006	1U Horizontal Cable Manager
CMA-00087	181050006	2U Horizontal Cable Manager
CMA-00088	181050012	12" Vertical Cable Retainer - 5 Pack
CMA-00089	181050013	Spools - 2 Pack
CMA-00090	181050014	Finger Guides - 5 Pack
CMA-00096	181050017	8" Vertical Cable Retainer - 5 Pack



2U Horizontal Cable Manager



Cable Retainer



Spools

Cable Management Solutions

Cable Management is an important part of any installation. Combining aesthetics with functionality, the Molex range of rack mountable cable management products offer cable management with minimal effort, ensuring long term manageability of the wiring closet.



Order No.	SAP No.	Description
RAA-00002	180310026	Open Bay Rack

Dimensions: 2134mm H x 518 W x 381mm D
Shipping Weight: 15Kg



25.C001G

Horizontal Cable Management Panels

- Available in various ring sizes for different cable densities
- Standard 19" rack mount 1U and 2U panels
- Styling complements Molex Patch Panel Range
- RoHS compliant
- Robust construction to handle harsh treatment
- Flexible rings for convenient operation
- Rounded edges to prevent damage to patch cords



25.B016G




25.B058G

Order No.	SAP No.	Description
25.B016G	180320002	1U Ring Run Panel
25.B035G	180320007	1U Deep Ring Run Panel
25.C001G	180330001	1U Cable Management Panel
25.B013G	180320001	2U Ring Run Panel
25.B046G	180320023	2U Ring Run Covers - 6 per box
25.B047G	180320021	1U Ring Run Covers - 6 per box
25.B058G	180320008	2U Double Density Ring Run Panel
25.B059G	180320019	2U Double Sided Ring Run Panel

Dimensions: 25.B016G - 44mm H x 483mm W x 64mm D, 25.B035G - 44mm H x 483mm W x 127mm D, 25.C001G - 44mm H x 483mm W x 60mm D, 25.B013G - 88mm H x 483mm W x 67mm D, 25.B046G - 88mm H x 406mm W x 38mm D, 25.B047G - 44mm H x 406mm W x 38mm D, 25.B058G - 88mm H x 483mm W x 121mm D, 25.B059G - 88mm H x 483mm W x 203mm D
Shipping Weight: 25.B016G - 610g, 25.B035G - 695g, 25.C001G - 595g, 25.B013G - 936g, 25.B046G & 25.B047G - 1Kg, 25.B058G - 1.2Kg, 25.B059G - 964g



25.B018G



25.B019G



25.B020G

Horizontal Cable Management Blank Panels


Blank Panels are the finishing touch to a job well done. They are used on 19" racks to fill in the empty spaces left between equipment or to reserve space for future expansion. They are constructed of heavy duty steel with an attractive graphite gray powder coat finish.

Order No.	SAP No.	Description
25.B018G	180310010	1U Blank Panel
25.B019G	180310011	2U Blank Panel
25.B020G	180310021	4U Blank Panel

Dimensions: 25.B018G - 44mm H x 483mm W, 25.B019G - 89mm H x 483mm W, 25.B020G - 178mm H x 483mm W
Shipping Weight: 25.B018G - <383g, 25.B019G - <624g, 25.B020G - <1.2Kg

Tools and Testers

Molex offers a range of tools and testers to aid installation of copper and fiber systems.



DataGate™ 4 Pair Termination Tool

The Molex DataGate 4 Pair Termination Tool is a robust and reliable product that offers faultless gas-tight terminations of all four pairs simultaneously. The tool frame is manufactured from high grade steel with die-cast termination heads. Designed specifically for use with Molex DataGate™, MOD-Clip™ and Keystone style jacks, the 4 Pair Termination Tool Frame is supplied unloaded into which either the UTP Termination Head (for termination of the UTP DataGate and Keystone jacks) or the C6A Termination Head (for termination of the C6A shielded DataGate and MOD-Clip jacks) is fitted.

- Designed specifically for the DataGate, MOD-Clip, Keystone and C6A Shielded Jacks
- Simple to operate
- Cables are terminated and neatly trimmed in one operation
- Tool Frame supplied unloaded. UTP and C6A Termination Heads supplied separately

Operation is uncomplicated and efficient. The jack is placed over the four cables that have been securely seated in the Termination Head. The Termination Head and jack are then pivoted into the cutting position and the handles depressed, resulting in cables that are firmly and accurately seated and neatly trimmed in one simple operation.

Order No.	SAP No.	Description
31.0011	182520002	4 Pair Termination Tool Frame
31.0012	182520003	Termination Head UTP C5E/6
31.0013	182520004	Termination Head C6A



KPD-00056

Termination Tools & Terminating Puck

The Category 6 110 Style Multi Pair Termination Tool provides 4-pair high impact termination specifically for Molex 110 Style Category 6 Connector termination.

The Punch-Down Terminating Puck is a handy twisted pair termination aid that works with Molex RJ45 DataGate™ jacks.

The IDC Punchdown Tool provides reliable terminations and is compatible with 110 Style.



KPD-00087

KPD-00086



31-001

31-001-1

CSP-00018-04

86024-1000

86710-1000

86710-5200

86753-2000

86760-5000

86763-1000

86773-2000

AFR-00322

Order No.	SAP No.	Description
KPD-00056	181980041	Standard Punchdown Tool
KPD-00087	181980070	Category 6 110 Style Multi-Pair Termination Tool with Head and Handle
KPD-00086	181980069	Category 6 110 Style Multi Pair Termination Tool Replacement Head
31-001	180380001	Deluxe IDC Punch Down Tool
31-001-1	180380002	Replacement Blade for Deluxe IDC Punch Down Tool
CSP-00018-04	180400053	Punch Down Puck Kit - Black
86024-1000	0860241000	LC Polishing Puck
86710-1000	0867101000	Xpress Termination ST Polishing Kit
86710-5200	0867105200	ST Crimp Tool
86753-2000	0867532000	Cleave Tool for ST, SC Connectors
86760-5000	0867605000	SC Crimp Tool
86763-1000	0867631000	SC Polishing Tool
86773-2000	0867732000	LC Cleave Tool
AFR-00322	180600095	Fiber Optic Cleaver

Dimensions: KPD-00087 - 165mm W (with blade), KPD-00086 - 38.1mm H x 31.75mm W x 22.35mm D, 31-001 - 165mm W (with blade), CSP-00018-04 - 102mm H x 56mm W x 18mm D, Shipping Weight: KPD-00087 & 31-001 - 168g, KPD-00086 - 48.4g, CSP-00018-04 - 56g

Tools and Testers



Pocket Fault Locator

The Pocket Fault Locator is designed for either Singlemode or Multimode use. This pen-sized unit allows you to visually locate micro-bends, fiber breaks and other sources of optical attenuation in fiber patch cords, patch panels and enclosures.

- Visible 650nm Laser
- Small pocket sized design
- Contiguous or Modulated Light Source
- Supports Singlemode & Multimode applications
- Battery operated
- 2.5mm Universal Ferrule Adapter

Order No.	SAP No.	Description
AFR-00323	180600096	Pocket Fault Locator

Dimensions: 21.84mm H x 180.34 W
Shipping Weight: 218g



SLT3S™ Single Line Tester

The SLT3 Tester is a rugged, lightweight product designed to verify the integrity of 1, 2, 3, and 4 pair UTP channels. Incorporating a unique 3-in-1 design, this tester features built-in modular jacks for USOC, EIA 568A and 568B wiring sequences.

Simply connect the master and slave unit to each end of the cable under test, and the SLT3 automatically verifies correct cable sequence, as well as open and short circuits.

- Innovative 3-in-1 design features modular jacks for testing USOC, EIA 568A and 568B cabling systems
- Accurately verifies the continuity and sequence of 1, 2, 3 and 4 pair UTP and Shielded channels
- Continuously-sequencing LED display provides a diagnostic read-out that immediately detects shorts, opens, reversals and mis-wires at a glance
- Available in UTP and Shielded versions
- RoHS compliant

Order No.	SAP No.	Description
33-100	180390001	SLT3 UTP Single Line Tester

Dimensions: Set Dimensions - 146mm H x 58mm W x 38mm D, Master or Remote - 109mm H x 58mm W x 38mm D
Shipping Weight: Set - 224g, Master - 140g, Remote - 84g



KPD-00087

Multi-Pair Category 6 PDS IDC Connector Termination Tool

The multi-pair termination tool is designed to terminate the Molex Category 6 4 Pair IDC connector providing a gas tight, reliable, high impact termination.

The uniquely designed Molex Category 6 IDC connector can only be terminated with the specifically designed Molex multi-pair termination tool.

For terminating individual pairs, a standard 110 style termination tool can be used.

- For use solely with Molex Category 6 PDS 4 Pair IDC Connector
- Provides gas tight, reliable, high impact termination
- Tool head compatible with standard 110 handle

Order No.	SAP No.	Description
KPD-00087	181980070	Category 6 110 Style Multi-Pair Termination Tool with Head and Handle
KPD-00086	181980069	Category 6 110 Style Multi Pair Termination Tool Replacement Head

Dimensions: KPD-00087 - 165mm W (with blade), KPD-00086 - 38.1mm H x 31.75mm W x 22.35mm D
Shipping Weight: KPD-00087 - 168g, KPD-00086 - 48.4g

Order No. Reference

Part No.	SAP No.	Description	Page	Part No.	SAP No.	Description	Page
Part No.	SAP No.	Description	Page	33-100	180390001	SLT3 UTP Single Line Tester	J-2
31.001	182520002	4 Pair Termination Tool Frame	J-1	35.B0120	180400002	Magnet Kit for SUS-00002-**	F-3
31.001	182520003	Termination Head UTP C5E/6	J-1	35.B0130	180400090	Keyed Lock Kit	D-8
31.001	182520004	Termination Head C6A	J-1	35-701	180400001	Magnet Kit for SUS-00003-**	F-3
106019-1010	1060191010	Xpress Termination ST Kit MM with 900µm and 3mm boots (25 per pack) - Metal	D-17	36.B0024	180410002	2U PDS Horizontal Cable Manager	C-4
106019-2010	1060192010	Xpress Termination ST Kit SM with 900µm and 3mm boots (25 per pack) - Metal	D-17	36.B0160	180410008	Purple Designation Labels - Bag of 100	C-1, C-3
106021-0130	1060210130	Keyed LC Duplex Connector Bare Fib, ceramic ferrule, epoxy, SM - Red	D-18	36.B0170	180410009	Gray Designation Labels - Bag of 100	C-1, C-3
106021-0131	1060210131	Keyed LC Duplex Connector Bare Fib, ceramic ferrule, epoxy, MM - Red	D-18	36.B0180	180410010	Blue Designation Labels - Bag of 100	C-1, C-3
106021-0230	1060210230	Keyed LC Duplex Connector Bare Fib, ceramic ferrule, epoxy, SM - Yellow	D-18	36.B0190	180410011	Brown Designation Labels - Bag of 100	C-1, C-3
106021-0231	1060210231	Keyed LC Duplex Connector Bare Fib, ceramic ferrule, epoxy, MM - Yellow	D-18	36.B022G	180410012	200 Pair PDS Panel - 4U (no connectors)	C-3
106021-0330	1060210330	Keyed LC Duplex Connector Bare Fib, ceramic ferrule, epoxy, SM - Green	D-18	36.B040G	180410015	200 Pair PDS Panel - 3U (no connectors)	C-3
106021-0331	1060210331	Keyed LC Duplex Connector Bare Fib, ceramic ferrule, epoxy, MM - Green	D-18	84700-0001	847000001	Industrial Ethernet Coupler	H-1
106021-0430	1060210430	Keyed LC Duplex Connector Bare Fib, ceramic ferrule, epoxy, SM - Blue	D-18	84700-0003	847000003	Industrial Ethernet Dust Cap Assembly	H-1
106021-0431	1060210431	Keyed LC Duplex Connector Bare Fib, ceramic ferrule, epoxy, MM - Blue	D-18	86024-1000	860241000	LC Polishing Puck	J-1
106021-0530	1060210530	Keyed LC Duplex Connector Bare Fib, ceramic ferrule, epoxy, SM - Orange	D-18	86710-1000	867101000	Xpress Termination ST Polishing Kit	J-1
106021-0531	1060210531	Keyed LC Duplex Connector Bare Fib, ceramic ferrule, epoxy, MM - Orange	D-18	86710-5200	867105200	ST Crimp Tool	J-1
106021-0630	1060210630	Keyed LC Duplex Connector Bare Fib, ceramic ferrule, epoxy, SM - Aqua	D-18	86753-2000	867532000	Cleave Tool for ST, SC Connectors	J-1
106021-0631	1060210631	Keyed LC Duplex Connector Bare Fib, ceramic ferrule, epoxy, MM - Aqua	D-18	86760-5000	867605000	SC Crimp Tool	J-1
106021-0730	1060210730	Universal Keyed LC Duplex Connector Bare Fib, ceramic ferrule, epoxy, SM - Black	D-18	86763-1000	867631000	SC Polishing Tool	J-1
106021-0731	1060210731	Universal Keyed LC Duplex Connector Bare Fib, ceramic ferrule, epoxy, MM - Black	D-18	86773-2000	867732000	LC Cleave Tool	J-1
106024-2800	1060242800	Xpress Termination LC Kit SM with 900µm boot (25 per pack) - Blue	D-17	91.11.671.00100	180591070	Fiber Optic Patch Cords, ST-ST, OM1, 2mm Cordage - 1 Meter	D-6
106024-3800	1060243800	Xpress Termination LC Kit MM with 900µm boot (25 per pack) - Beige	D-17	91.11.871.00100	Consult Molex	Fiber Optic Patch Cords, ST-ST, OS1/2, 2mm Cordage - 1 Meter	D-7
106079-1010	1060791010	Xpress Termination SC Kit MM with 900µm and 3mm boots (25 per pack) - Beige	D-17	91.19.571.00100	Consult Molex	Fiber Optic Patch Cords, ST-SC, OM2, 2mm Cordage - 1 Meter	D-6
106079-2010	1060792010	Xpress Termination SC Kit SM with 900µm and 3mm boots (25 per pack) - Blue	D-17	91.19.671.00100	Consult Molex	Fiber Optic Patch Cords, ST-SC, OM1, 2mm Cordage - 1 Meter	D-6
106259-0200	860590200	Industrial LC Adapter, Phosphor Bronze - Multimode	H-1	91.19.871.00100	Consult Molex	Fiber Optic Patch Cords, ST-SC, OS1/2, 2mm Cordage - 1 Meter	D-7
106259-0210	860590210	Industrial LC Adapter, Zirconia - Singlemode	H-1	91.3M.373.YYYL0	Consult Molex	Optical Fiber Patch Cords, LC Uniboot-LC Uniboot, Multimode OM3, Low Loss, OFNP - Aqua	D-14
18262-0034	182620034	LC Oven Cure Connector, MM, Zirconia ferrule, 900µm boot, Epoxy - Beige	D-17	91.3M.473.YYYL0	Consult Molex	Optical Fiber Patch Cords, SC-LC Uniboot, Multimode OM4, Low Loss, OFNP - Aqua	D-14
18262-0041	182620041	LC Oven Cure Connector, SM, Zirconia ferrule, 900µm boot, Epoxy - Blue	D-17	91.3M.873.YYYL0	Consult Molex	Optical Fiber Patch Cords, SC-LC Uniboot, Singlemode OS1/2, Low Loss, OFNP - Yellow	D-14
25.B013G	180320001	2U Ring Run Panel	I-1	91.99.371.00100	180590459	Fiber Optic Patch Cords, SC-SC, OM3, 2mm Cordage - 1 Meter	D-6
25.B016G	180320002	1U Ring Run Panel	I-1	91.99.571.00100	180590091	Fiber Optic Patch Cords, SC-SC, OM2, 2mm Cordage - 1 Meter	D-6
25.B018G	180310010	1U Blank Panel	I-1	91.99.671.00100	180590866	Fiber Optic Patch Cords, SC-SC, OM1, 2mm Cordage - 1 Meter	D-6
25.B019G	180310011	2U Blank Panel	I-1	91.99.871.00100	180590872	Fiber Optic Patch Cords, SC-SC, OS1/2, 2mm Cordage - 1 Meter	D-7
25.B020G	180310021	4U Blank Panel	I-1	91.9L.371.00100	180590464	Fiber Optic Patch Cords, SC-LC, OM3, 2mm Cordage - 1 Meter	D-6
25.B035G	180320007	1U Deep Ring Run Panel	I-1	91.9L.571.00100	180590885	Fiber Optic Patch Cords, SC-LC, OM2, 2mm Cordage - 1 Meter	D-6
25.B046G	180320023	2U Ring Run Covers - 6 per box	I-1	91.9L.671.00100	180590973	Fiber Optic Patch Cords, SC-LC, OM1, 2mm Cordage - 1 Meter	D-6
25.B047G	180320021	1U Ring Run Covers - 6 per box	I-1	91.9L.871.00100	180590990	Fiber Optic Patch Cords, SC-LC, OS1/2, 2mm Cordage - 1 Meter	D-7
25.B058G	180320008	2U Double Density Ring Run Panel	I-1	91.A0860	Consult Molex	Gland 4-8mm M20	D-10
25.B059G	180320019	2U Double Sided Ring Run Panel	I-1	91.A0870	Consult Molex	Gland 7.5-10mm M20	D-10
25.C001G	180330001	1U Cable Management Panel	I-1	91.A0880	Consult Molex	Gland 9.5-13.2mm M20	D-10
31-001	180380001	Deluxe IDC Punch Down Tool	J-1	91.A0890	Consult Molex	Gland 13-18mm M20	D-10
31-001-1	180380002	Replacement Blade for Deluxe IDC Punch Down Tool	J-1	91.B0610	180600022	4 Fibers Per Tube Breakout Kit	D-22
				91.B0620	180600023	6 Fibers Per Tube Breakout Kit	D-22

Order No. Reference

Part No.	SAP No.	Description	Page
91.B0630	180580057	8 Fibers Per Tube Breakout Kit	D-22
91.B0640	182080065	12 Fibers Per Tube Breakout Kit	D-22
91.B0650	182540001	24 Fibers Per Tube Breakout Kit	D-22
91.LL.371.00100	180590454	Fiber Optic Patch Cords, LC-LC, OM3, 2mm Cordage - 1 Meter	D-6
91.LL.571.00100	Consult Molex	Fiber Optic Patch Cords, LC-LC, OM2, 2mm Cordage - 1 Meter	D-6
91.LL.671.00100	180590621	Fiber Optic Patch Cords, LC-LC, OM1, 2mm Cordage - 1 Meter	D-6
91.LL.871.00100	180591175	Fiber Optic Patch Cords, LC-LC, OS1/2, 2mm Cordage - 1 Meter	D-7
91.MM.373.YYYL0	Consult Molex	Optical Fiber Patch Cords, LC Uniboot-LC Uniboot, Multimode OM3, Low Loss, OFNP - Aqua	D-14
91.MM.473.YYYL0	Consult Molex	Optical Fiber Patch Cords, LC Uniboot-LC Uniboot, Multimode OM4, Low Loss, OFNP - Aqua	D-14
91.MM.873.YYYL0	Consult Molex	Optical Fiber Patch Cords, LC Uniboot-LC Uniboot, Singlemode OS1/2, Low Loss, OFNP - Yellow	D-14
91.PP.3A1.00100	183260120	MIIM OFPC LC-LC DUP MM OM3 PVC, 3mm - 1m	A-2
91.PP.3A1.00200	183260121	MIIM OFPC LC-LC DUP MM OM3 PVC, 3mm - 2m	A-2
91.PP.3A1.00300	183260122	MIIM OFPC LC-LC DUP MM OM3 PVC, 3mm - 3m	A-2
91.PP.3A1.00500	183260124	MIIM OFPC LC-LC DUP MM OM3 PVC, 3mm - 5m	A-2
91.PP.3A1.01000	183260129	MIIM OFPC LC-LC DUP MM OM3 PVC, 3mm - 10m	A-2
91.PP.5A1.00100	183260100	MIIM OFPC LC-LC DUP MM OM2 PVC, 3mm - 1m	A-2
91.PP.5A1.00200	183260101	MIIM OFPC LC-LC DUP MM OM2 PVC, 3mm - 2m	A-2
91.PP.5A1.00300	183260102	MIIM OFPC LC-LC DUP MM OM2 PVC, 3mm - 3m	A-2
91.PP.5A1.00500	183260104	MIIM OFPC LC-LC DUP MM OM2 PVC, 3mm - 5m	A-2
91.PP.5A1.01000	183260109	MIIM OFPC LC-LC DUP MM OM2 PVC, 3mm - 10m	A-2
91.PP.6A1.00100	183260080	MIIM OFPC LC-LC DUP MM OM1 PVC, 3mm - 1m	A-2
91.PP.6A1.00200	183260081	MIIM OFPC LC-LC DUP MM OM1 PVC, 3mm - 2m	A-2
91.PP.6A1.00300	183260082	MIIM OFPC LC-LC DUP MM OM1 PVC, 3mm - 3m	A-2
91.PP.6A1.00500	183260084	MIIM OFPC LC-LC DUP MM OM1 PVC, 3mm - 5m	A-2
91.PP.6A1.01000	183260089	MIIM OFPC LC-LC DUP MM OM1 PVC, 3mm - 10m	A-2
91.PP.8A1.00100	183260380	MIIM OFPC LC-LC DUP SM OS1 PVC, 3mm - 1m	A-2
91.PP.8A1.00200	183260381	MIIM OFPC LC-LC DUP SM OS1 PVC, 3mm - 2m	A-2
91.PP.8A1.00300	183260382	MIIM OFPC LC-LC DUP SM OS1 PVC, 3mm - 3m	A-2
91.PP.8A1.00500	183260384	MIIM OFPC LC-LC DUP SM OS1 PVC, 3mm - 5m	A-2
91.PP.8A1.01000	183260389	MIIM OFPC LC-LC DUP SM OS1 PVC, 3mm - 10m	A-2
91.XX.XXX.XXXX	Consult Molex	Fiber Optic Patch Cords	D-7
91-HXXXAC-DEF-GGG	Consult Molex	Hybrid Pre-Terminated Cable Assemblies	D-13
91-XAABB-CYYY	Consult Molex	Xtreme Density Cables	D-14
91-XXFFFISO-CC-YYY	Consult Molex	Fiber Trunk Assemblies	E-2
ADA-00004	181970218	Cat 5e Coupler	F-6
AF0AN004OM1	Consult Molex	Fiber Optic Cable, 4 Fiber, Armor, Outside Plant, OFNR, OM1	D-5

Part No.	SAP No.	Description	Page
AF0AN004OM2	Consult Molex	Fiber Optic Cable, 4 Fiber, Armor, Outside Plant, OFNR, OM2	D-5
AF0AN004OM3	Consult Molex	Fiber Optic Cable, 4 Fiber, Armor, Outside Plant, OFNR, OM3	D-5
AF0AN004OM4	Consult Molex	Fiber Optic Cable, 4 Fiber, Armor, Outside Plant, OFNR, OM4	D-5
AF0AN004OS2	Consult Molex	Fiber Optic Cable, 4 Fiber, Armor, Outside Plant, OFNR, OS2	D-5
AF0AN006OM1	Consult Molex	Fiber Optic Cable, 6 Fiber, Armor, Outside Plant, OFNR, OM1	D-5
AF0AN006OM2	Consult Molex	Fiber Optic Cable, 6 Fiber, Armor, Outside Plant, OFNR, OM2	D-5
AF0AN006OM3	Consult Molex	Fiber Optic Cable, 6 Fiber, Armor, Outside Plant, OFNR, OM3	D-5
AF0AN006OM4	Consult Molex	Fiber Optic Cable, 6 Fiber, Armor, Outside Plant, OFNR, OM4	D-5
AF0AN006OS2	Consult Molex	Fiber Optic Cable, 6 Fiber, Armor, Outside Plant, OFNR, OS2	D-5
AF0AN008OM1	Consult Molex	Fiber Optic Cable, 8 Fiber, Armor, Outside Plant, OFNR, OM1	D-5
AF0AN008OM2	Consult Molex	Fiber Optic Cable, 8 Fiber, Armor, Outside Plant, OFNR, OM2	D-5
AF0AN008OM3	Consult Molex	Fiber Optic Cable, 8 Fiber, Armor, Outside Plant, OFNR, OM3	D-5
AF0AN008OM4	Consult Molex	Fiber Optic Cable, 8 Fiber, Armor, Outside Plant, OFNR, OM4	D-5
AF0AN008OS2	Consult Molex	Fiber Optic Cable, 8 Fiber, Armor, Outside Plant, OFNR, OS2	D-5
AF0AN012OM1	Consult Molex	Fiber Optic Cable, 12 Fiber, Armor, Outside Plant, OFNR, OM1	D-5
AF0AN012OM2	Consult Molex	Fiber Optic Cable, 12 Fiber, Armor, Outside Plant, OFNR, OM2	D-5
AF0AN012OM3	Consult Molex	Fiber Optic Cable, 12 Fiber, Armor, Outside Plant, OFNR, OM3	D-5
AF0AN012OM4	Consult Molex	Fiber Optic Cable, 12 Fiber, Armor, Outside Plant, OFNR, OM4	D-5
AF0AN012OS2	Consult Molex	Fiber Optic Cable, 12 Fiber, Armor, Outside Plant, OFNR, OS2	D-5
AF0AN024OM1	Consult Molex	Fiber Optic Cable, 24 Fiber, Armor, Outside Plant, OFNR, OM1	D-5
AF0AN024OM2	Consult Molex	Fiber Optic Cable, 24 Fiber, Armor, Outside Plant, OFNR, OM2	D-5
AF0AN024OM3	Consult Molex	Fiber Optic Cable, 24 Fiber, Armor, Outside Plant, OFNR, OM3	D-5
AF0AN024OM4	Consult Molex	Fiber Optic Cable, 24 Fiber, Armor, Outside Plant, OFNR, OM4	D-5
AF0AN024OS2	Consult Molex	Fiber Optic Cable, 24 Fiber, Armor, Outside Plant, OFNR, OS2	D-5
AF0AN036OM1	Consult Molex	Fiber Optic Cable, 36 Fiber, Armor, Outside Plant, OFNR, OM1	D-5
AF0AN036OM2	Consult Molex	Fiber Optic Cable, 36 Fiber, Armor, Outside Plant, OFNR, OM2	D-5
AF0AN036OM3	Consult Molex	Fiber Optic Cable, 36 Fiber, Armor, Outside Plant, OFNR, OM3	D-5
AF0AN036OM4	Consult Molex	Fiber Optic Cable, 36 Fiber, Armor, Outside Plant, OFNR, OM4	D-5
AF0AN036OS2	Consult Molex	Fiber Optic Cable, 36 Fiber, Armor, Outside Plant, OFNR, OS2	D-5
AF0AN048OM1	Consult Molex	Fiber Optic Cable, 48 Fiber, Armor, Outside Plant, OFNR, OM1	D-5
AF0AN048OM2	Consult Molex	Fiber Optic Cable, 48 Fiber, Armor, Outside Plant, OFNR, OM2	D-5
AF0AN048OM3	Consult Molex	Fiber Optic Cable, 48 Fiber, Armor, Outside Plant, OFNR, OM3	D-5
AF0AN048OM4	Consult Molex	Fiber Optic Cable, 48 Fiber, Armor, Outside Plant, OFNR, OM4	D-5
AF0AN048OS2	Consult Molex	Fiber Optic Cable, 48 Fiber, Armor, Outside Plant, OFNR, OS2	D-5
AF0AN060OM1	Consult Molex	Fiber Optic Cable, 60 Fiber, Armor, Outside Plant, OFNR, OM1	D-5

Order No. Reference

Part No.	SAP No.	Description	Page	Part No.	SAP No.	Description	Page
AF0AN0600M2	Consult Molex	Fiber Optic Cable, 60 Fiber, Armor, Outside Plant, OFNR, OM2	D-5	AFOBP0480M3	180580083	Fiber Optic Cable, 48 Fiber, Building Indoor, OFNP, OM3	D-1
AF0AN0600M3	Consult Molex	Fiber Optic Cable, 60 Fiber, Armor, Outside Plant, OFNR, OM3	D-5	AFOBP0480M4	Consult Molex	Fiber Optic Cable, 48 Fiber, Building Indoor, OFNP, OM4	D-1
AF0AN0600M4	Consult Molex	Fiber Optic Cable, 60 Fiber, Armor, Outside Plant, OFNR, OM4	D-5	AFOBP0480S2	180580123	Fiber Optic Cable, 48 Fiber, Building Indoor, OFNP, OS2	D-1
AF0AN0600S2	Consult Molex	Fiber Optic Cable, 60 Fiber, Armor, Outside Plant, OFNR, OS2	D-5	AFOBR0060M2	180850088	Fiber Optic Cable, 6 Fiber, Building Indoor, OFNR, OM2	D-1
AF0AN0720M1	Consult Molex	Fiber Optic Cable, 72 Fiber, Armor, Outside Plant, OFNR, OM1	D-5	AFOBR0060M3	180580068	Fiber Optic Cable, 6 Fiber, Building Indoor, OFNR, OM3	D-1
AF0AN0720M2	Consult Molex	Fiber Optic Cable, 72 Fiber, Armor, Outside Plant, OFNR, OM2	D-5	AFOBR0060M4	Consult Molex	Fiber Optic Cable, 6 Fiber, Building Indoor, OFNR, OM4	D-1
AF0AN0720M3	Consult Molex	Fiber Optic Cable, 72 Fiber, Armor, Outside Plant, OFNR, OM3	D-5	AFOBR0060S2	180850108	Fiber Optic Cable, 6 Fiber, Building Indoor, OFNR, OS2	D-1
AF0AN0720M4	Consult Molex	Fiber Optic Cable, 72 Fiber, Armor, Outside Plant, OFNR, OM4	D-5	AFOBR0120M1	180580146	Fiber Optic Cable, 12 Fiber, Building Indoor, OFNR, OM1	D-1
AF0AN0720S2	Consult Molex	Fiber Optic Cable, 72 Fiber, Armor, Outside Plant, OFNR, OS2	D-5	AFOB R 0120M2	180850090	Fiber Optic Cable, 12 Fiber, Building Indoor, OFNR, OM2	D-1
AF0AN0960M1	Consult Molex	Fiber Optic Cable, 96 Fiber, Armor, Outside Plant, OFNR, OM1	D-5	AFOBR0120M3	180580070	Fiber Optic Cable, 12 Fiber, Building Indoor, OFNR, OM3	D-1
AF0AN0960M2	Consult Molex	Fiber Optic Cable, 96 Fiber, Armor, Outside Plant, OFNR, OM2	D-5	AFOBR0120M4	Consult Molex	Fiber Optic Cable, 12 Fiber, Building Indoor, OFNR, OM4	D-1
AF0AN0960M3	Consult Molex	Fiber Optic Cable, 96 Fiber, Armor, Outside Plant, OFNR, OM3	D-5	AFOBR0120S2	180850110	Fiber Optic Cable, 12 Fiber, Building Indoor, OFNR, OS2	D-1
AF0AN0960M4	Consult Molex	Fiber Optic Cable, 96 Fiber, Armor, Outside Plant, OFNR, OM4	D-5	AFOBR0240M1	180580147	Fiber Optic Cable, 24 Fiber, Building Indoor, OFNR, OM1	D-1
AF0AN0960S2	Consult Molex	Fiber Optic Cable, 96 Fiber, Armor, Outside Plant, OFNR, OS2	D-5	AFOBR0240M2	180850091	Fiber Optic Cable, 24 Fiber, Building Indoor, OFNR, OM2	D-1
AF0AN1440M1	Consult Molex	Fiber Optic Cable, 144 Fiber, Armor, Outside Plant, OFNR, OM1	D-5	AFOBR0240M3	180580071	Fiber Optic Cable, 24 Fiber, Building Indoor, OFNR, OM3	D-1
AF0AN1440M2	Consult Molex	Fiber Optic Cable, 144 Fiber, Armor, Outside Plant, OFNR, OM2	D-5	AFOBR0240M4	Consult Molex	Fiber Optic Cable, 24 Fiber, Building Indoor, OFNR, OM4	D-1
AF0AN1440M3	Consult Molex	Fiber Optic Cable, 144 Fiber, Armor, Outside Plant, OFNR, OM3	D-5	AFOBR0240S2	180850111	Fiber Optic Cable, 24 Fiber, Building Indoor, OFNR, OS2	D-1
AF0AN1440M4	Consult Molex	Fiber Optic Cable, 144 Fiber, Armor, Outside Plant, OFNR, OM4	D-5	AFOBR0480M1	180580149	Fiber Optic Cable, 48 Fiber, Building Indoor, OFNR, OM1	D-1
AF0AN1440S2	Consult Molex	Fiber Optic Cable, 144 Fiber, Armor, Outside Plant, OFNR, OS2	D-5	AFOBR0480M2	180850093	Fiber Optic Cable, 48 Fiber, Building Indoor, OFNR, OM2	D-1
AFOBP0060M2	180580098	Fiber Optic Cable, 6 Fiber, Building Indoor, OFNP, OM2	D-1	AFOBR0480M3	180580073	Fiber Optic Cable, 48 Fiber, Building Indoor, OFNR, OM3	D-1
AFOBP0060M3	180580078	Fiber Optic Cable, 6 Fiber, Building Indoor, OFNP, OM3	D-1	AFOBR0480M4	Consult Molex	Fiber Optic Cable, 48 Fiber, Building Indoor, OFNR, OM4	D-1
AFOBP0060M4	Consult Molex	Fiber Optic Cable, 6 Fiber, Building Indoor, OFNP, OM4	D-1	AFOBR0480S2	180850113	Fiber Optic Cable, 48 Fiber, Building Indoor, OFNR, OS2	D-1
AFOBP0060S2	180580118	Fiber Optic Cable, 6 Fiber, Building Indoor, OFNP, OS2	D-1	AFOIP0060M1	Consult Molex	Fiber Optic Cable, 6 Fiber ,Indoor/Outdoor, OFNP, OM1	D-3
AFOBP0120M1	180580156	Fiber Optic Cable, 12 Fiber, Building Indoor, OFNP, OM1	D-1	AFOIP0060M2	Consult Molex	Fiber Optic Cable, 6 Fiber, Indoor/Outdoor, OFNP, OM2	D-3
AFOBP0120M2	180580100	Fiber Optic Cable, 12 Fiber, Building Indoor, OFNP, OM2	D-1	AFOIP0060M3	Consult Molex	Fiber Optic Cable, 6 Fiber, Indoor/Outdoor, OFNP, OM3	D-3
AFOBP0120M3	180580080	Fiber Optic Cable, 12 Fiber, Building Indoor, OFNP, OM3	D-1	AFOIP0060M4	Consult Molex	Fiber Optic Cable, 6 Fiber, Indoor/Outdoor, OFNP, OM4	D-3
AFOBP0120M4	Consult Molex	Fiber Optic Cable, 12 Fiber, Building Indoor, OFNP, OM4	D-1	AFOIP0060S2	Consult Molex	Fiber Optic Cable, 6 Fiber, Indoor/Outdoor, OFNP, OS2	D-3
AFOBP0120S2	180580120	Fiber Optic Cable, 12 Fiber, Building Indoor, OFNP, OS2	D-1	AFOIP0120M1	180580182	Fiber Optic Cable, 12 Fiber, Indoor/Outdoor, OFNP, OM1	D-3
AFOBP0240M1	180580157	Fiber Optic Cable, 24 Fiber, Building Indoor, OFNP, OM1	D-1	AFOIP0120M2	180580200	Fiber Optic Cable, 12 Fiber, Indoor/Outdoor, OFNP, OM2	D-3
AFOBP0240M2	180580101	Fiber Optic Cable, 24 Fiber, Building Indoor, OFNP, OM2	D-1	AFOIP0120M3	180580218	Fiber Optic Cable, 12 Fiber, Indoor/Outdoor, OFNP, OM3	D-3
AFOBP0240M3	180580081	Fiber Optic Cable, 24 Fiber, Building Indoor, OFNP, OM3	D-1	AFOIP0120M4	Consult Molex	Fiber Optic Cable, 12 Fiber, Indoor/Outdoor, OFNP, OM4	D-3
AFOBP0240M4	Consult Molex	Fiber Optic Cable, 24 Fiber, Building Indoor, OFNP, OM4	D-1	AFOIP0120S2	180580236	Fiber Optic Cable, 12 Fiber, Indoor/Outdoor, OFNP, OS2	D-3
AFOBP0240S2	180580121	Fiber Optic Cable, 24 Fiber, Building Indoor, OFNP, OS2	D-1	AFOIP0240M1	180580183	Fiber Optic Cable, 24 Fiber, Indoor/Outdoor, OFNP, OM1	D-3
AFOBP0480M1	180580159	Fiber Optic Cable, 48 Fiber, Building Indoor, OFNP, OM1	D-1	AFOIP0240M2	180580201	Fiber Optic Cable, 24 Fiber, Indoor/Outdoor, OFNP, OM2	D-3
AFOBP0480M2	180580103	Fiber Optic Cable, 48 Fiber, Building Indoor, OFNP, OM2	D-1	AFOIP0240M3	180580219	Fiber Optic Cable, 24 Fiber, Indoor/Outdoor, OFNP, OM3	D-3

K

Order No. Reference

Part No.	SAP No.	Description	Page	Part No.	SAP No.	Description	Page
AFOIP0240M4	Consult Molex	Fiber Optic Cable, 24 Fiber, Indoor/Outdoor, OFNP, OM4	D-3	AFOXP0120M2	180580331	Fiber Optic Cable, 12 Fiber, Armor Building Indoor, OFNP, OM2	D-2
AFOIP0240S2	180580237	Fiber Optic Cable, 24 Fiber, Indoor/Outdoor, OFNP, OS2	D-3	AFOXP0120M3	180580282	Fiber Optic Cable, 12 Fiber, Armor Building Indoor, OFNP, OM3	D-2
AFOIP0480M1	180580185	Fiber Optic Cable, 48 Fiber, Indoor/Outdoor, OFNP, OM1	D-3	AFOXP0120M4	Consult Molex	Fiber Optic Cable, 12 Fiber, Armor Building Indoor, OFNP, OM4	D-2
AFOIP0480M2	180580203	Fiber Optic Cable, 48 Fiber, Indoor/Outdoor, OFNP, OM2	D-3	AFOXP0120S2	180580364	Fiber Optic Cable, 12 Fiber, Armor Building Indoor, OFNP, OS2	D-2
AFOIP0480M3	180580221	Fiber Optic Cable, 48 Fiber, Indoor/Outdoor, OFNP, OM3	D-3	AFOXP0240M1	Consult Molex	Fiber Optic Cable, 24 Fiber, Armor Building Indoor, OFNP, OM1	D-2
AFOIP0480M4	Consult Molex	Fiber Optic Cable, 48 Fiber, Indoor/Outdoor, OFNP, OM4	D-3	AFOXP0240M2	Consult Molex	Fiber Optic Cable, 24 Fiber, Armor Building Indoor, OFNP, OM2	D-2
AFOIP0480S2	180580239	Fiber Optic Cable, 48 Fiber, Indoor/Outdoor, OFNP, OS2	D-3	AFOXP0240M3	180580363	Fiber Optic Cable, 24 Fiber, Armor Building Indoor, OFNP, OM3	D-2
AFOIR0060M1	Consult Molex	Fiber Optic Cable, 6 Fiber, Indoor/Outdoor, OFNR, OM1	D-3	AFOXP0240M4	Consult Molex	Fiber Optic Cable, 24 Fiber, Armor Building Indoor, OFNP, OM4	D-2
AFOIR0060M2	Consult Molex	Fiber Optic Cable, 6 Fiber, Indoor/Outdoor, OFNR, OM2	D-3	AFOXP0240S2	180580418	Fiber Optic Cable, 24 Fiber, Armor Building Indoor, OFNP, OS2	D-2
AFOIR0060M3	Consult Molex	Fiber Optic Cable, 6 Fiber, Indoor/Outdoor, OFNR, OM3	D-3	AFOXP0480M1	Consult Molex	Fiber Optic Cable, 48 Fiber, Armor Building Indoor, OFNP, OM1	D-2
AFOIR0060M4	Consult Molex	Fiber Optic Cable, 6 Fiber, Indoor/Outdoor, OFNR, OM4	D-3	AFOXP0480M2	Consult Molex	Fiber Optic Cable, 48 Fiber, Armor Building Indoor, OFNP, OM2	D-2
AFOIR0060S2	Consult Molex	Fiber Optic Cable, 6 Fiber, Indoor/Outdoor, OFNR, OS2	D-3	AFOXP0480M3	Consult Molex	Fiber Optic Cable, 48 Fiber, Armor Building Indoor, OFNP, OM3	D-2
AFOIR0120M1	180580173	Fiber Optic Cable, 12 Fiber, Indoor/Outdoor, OFNR, OM1	D-3	AFOXP0480M4	Consult Molex	Fiber Optic Cable, 48 Fiber, Armor Building Indoor, OFNP, OM4	D-2
AFOIR0120M2	180580191	Fiber Optic Cable, 12 Fiber, Indoor/Outdoor, OFNR, OM2	D-3	AFOXP0480S2	Consult Molex	Fiber Optic Cable, 48 Fiber, Armor Building Indoor, OFNP, OS2	D-2
AFOIR0120M3	180580209	Fiber Optic Cable, 12 Fiber, Indoor/Outdoor, OFNR, OM3	D-3	AFOXR0060M1	Consult Molex	Fiber Optic Cable, 6 Fiber, Armor Building Indoor, OFNR, OM1	D-2
AFOIR0120M4	Consult Molex	Fiber Optic Cable, 12 Fiber, Indoor/Outdoor, OFNR, OM4	D-3	AFOXR0060M2	180580341	Fiber Optic Cable, 6 Fiber, Armor Building Indoor, OFNR, OM2	D-2
AFOIR0120S2	180580227	Fiber Optic Cable, 12 Fiber, Indoor/Outdoor, OFNR, OS2	D-3	AFOXR0060M3	180580342	Fiber Optic Cable, 6 Fiber, Armor Building Indoor, OFNR, OM3	D-2
AFOIR0240M1	180580174	Fiber Optic Cable, 24 Fiber, Indoor/Outdoor, OFNR, OM1	D-3	AFOXR0060M4	Consult Molex	Fiber Optic Cable, 6 Fiber, Armor Building Indoor, OFNR, OM4	D-2
AFOIR0240M2	180580192	Fiber Optic Cable, 24 Fiber, Indoor/Outdoor, OFNR, OM2	D-3	AFOXR0060S2	180580343	Fiber Optic Cable, 6 Fiber, Armor Building Indoor, OFNR, OS2	D-2
AFOIR0240M3	180580210	Fiber Optic Cable, 24 Fiber, Indoor/Outdoor, OFNR, OM3	D-3	AFOXR0120M1	Consult Molex	Fiber Optic Cable, 12 Fiber, Armor Building Indoor, OFNR, OM1	D-2
AFOIR0240M4	Consult Molex	Fiber Optic Cable, 24 Fiber, Indoor/Outdoor, OFNR, OM4	D-3	AFOXR0120M2	180580346	Fiber Optic Cable, 12 Fiber, Armor Building Indoor, OFNR, OM2	D-2
AFOIR0240S2	180580228	Fiber Optic Cable, 24 Fiber, Indoor/Outdoor, OFNR, OS2	D-3	AFOXR0120M3	180580344	Fiber Optic Cable, 12 Fiber, Armor Building Indoor, OFNR, OM3	D-2
AFOIR0480M1	180580176	Fiber Optic Cable, 48 Fiber, Indoor/Outdoor, OFNR, OM1	D-3	AFOXR0120M4	Consult Molex	Fiber Optic Cable, 12 Fiber, Armor Building Indoor, OFNR, OM4	D-2
AFOIR0480M2	180580194	Fiber Optic Cable, 48 Fiber, Indoor/Outdoor, OFNR, OM2	D-3	AFOXR0120S2	Consult Molex	Fiber Optic Cable, 12 Fiber, Armor Building Indoor, OFNR, OS2	D-2
AFOIR0480M3	180580212	Fiber Optic Cable, 48 Fiber, Indoor/Outdoor, OFNR, OM3	D-3	AFOXR0240M1	Consult Molex	Fiber Optic Cable, 24 Fiber, Armor Building Indoor, OFNR, OM1	D-2
AFOIR0480M4	Consult Molex	Fiber Optic Cable, 48 Fiber, Indoor/Outdoor, OFNR, OM4	D-3	AFOXR0240M2	Consult Molex	Fiber Optic Cable, 24 Fiber, Armor Building Indoor, OFNR, OM2	D-2
AFOIR0480S2	180580230	Fiber Optic Cable, 48 Fiber, Indoor/Outdoor, OFNR, OS2	D-3	AFOXR0240M3	Consult Molex	Fiber Optic Cable, 24 Fiber, Armor Building Indoor, OFNR, OM3	D-2
AFOB0060M1	180580154	Fiber Optic Cable, 6 Fiber, Building Indoor, OFNP, OM1	D-1	AFOXR0240M4	Consult Molex	Fiber Optic Cable, 24 Fiber, Armor Building Indoor, OFNR, OM4	D-2
AFOBR0060M1	180580144	Fiber Optic Cable, 6 Fiber, Building Indoor, OFNR, OM1	D-1	AFOXR0240S2	Consult Molex	Fiber Optic Cable, 24 Fiber, Armor Building Indoor, OFNR, OS2	D-2
AFOXP0060M1	180580270	Fiber Optic Cable, 6 Fiber, Armor Building Indoor, OFNP, OM1	D-2	AFOXR0480M1	180580350	Fiber Optic Cable, 48 Fiber, Armor Building Indoor, OFNR, OM1	D-2
AFOXP0060M2	180580357	Fiber Optic Cable, 6 Fiber, Armor Building Indoor, OFNP, OM2	D-2	AFOXR0480M2	180580280	Fiber Optic Cable, 48 Fiber, Armor Building Indoor, OFNP, OM2	D-2
AFOXP0060M3	Consult Molex	Fiber Optic Cable, 6 Fiber, Armor Building Indoor, OFNP, OM3	D-2	AFOXR0480M3	Consult Molex	Fiber Optic Cable, 48 Fiber, Armor Building Indoor, OFNR, OM3	D-2
AFOXP0060M4	Consult Molex	Fiber Optic Cable, 6 Fiber, Armor Building Indoor, OFNP, OM4	D-2	AFOXR0480M4	Consult Molex	Fiber Optic Cable, 48 Fiber, Armor Building Indoor, OFNP, OM4	D-2
AFOXP0060S2	180580361	Fiber Optic Cable, 6 Fiber, Armor Building Indoor, OFNP, OS2	D-2	AFOXR0480S2	180580281	Fiber Optic Cable, 48 Fiber, Armor Building Indoor, OFNR, OS2	D-2
AFOXP0120M1	180580269	Fiber Optic Cable, 12 Fiber, Armor Building Indoor, OFNP, OM1	D-2	AFR-00001	180600027	Universal Splicing Tray	D-22
				AFR-00114	182080069	Shuttered ST-SC Duplex 6 Fiber Adapter Plate, Singlemode	D-15

Order No. Reference

Part No.	SAP No.	Description	Page	Part No.	SAP No.	Description	Page
AFR-00116	180600040	Shuttered ST-SC Duplex 6 Fiber Adapter Plate, Multimode	D-15	AFR-00370	180600148	LC Quad 12 Fiber MM Adapter Plate - Beige	D-16
AFR-00118	180600042	Shuttered SC Duplex 6 Fiber Adapter Plate, Singlemode	D-15	AFR-00372	180600150	SC Duplex 6 Fiber Adapter Plate, Multimode OM3/OM4 - Aqua	D-15
AFR-00120	180600044	Shuttered SC Duplex 6 Fiber Adapter Plate, Multimode	D-15	AFR-00374	180600152	SC Duplex 12 Fiber Adapter Plate, Multimode OM3/OM4 - Aqua	D-15
AFR-00190	181740009	Low Profile 24 Fiber Fusion Splice	D-22	AFR-00375	180600153	LC Quad 12 Fiber MM OM3/OM4 Adapter Plate - Aqua	D-16
AFR-00222	180600069	Universal Splice Tray Mounting Bracket	D-8	AFR-00376	180600154	LC Duplex 12 Fiber Adapter Plate, Multimode OM3/OM4 - Aqua	D-15
AFR-00229	180600100	Shuttered SC/APC Duplex 6 Fiber Adapter Plate, Singlemode	D-15	AFR-00377	180600155	LC Quad 24 Fiber MM OM1 Adapter Plate - Beige	D-16
AFR-00311	180600078	Shuttered SC Duplex 6 Fiber Adapter Plate, Multimode OM3	D-15	AFR-00378	180600156	LC Quad 24 Fiber MM OM3/OM4 Adapter Plate - Aqua	D-16
AFR-00322	180600095	Fiber Optic Cleaver	J-1	AFR-00379	180600157	LC Quad 24 Fiber SM OS1 Adapter Plate - Blue	D-16
AFR-00323	180600096	Pocket Fault Locator	J-2	AFR-00380	183190016	Modular Splice Cassette Housing and Lid	D-21
AFR-00334	180690050	5 Fiber Mechanical Splice Holder	D-22	AFR-00382	183190017	Modular Splice Cassette 6 Fiber Singlemode OS1/2 ST with pigtails	D-21
AFR-00335	180690051	6 Fiber Fusion Splice Holder	D-22	AFR-00383	183190018	Modular Splice Cassette 6 Fiber Multimode OM1 ST with pigtails	D-21
AFR-00336	180690052	Universal Splice Tray - 24 Fibers	D-22	AFR-00384	183190019	Modular Splice Cassette 6 Fiber Multimode OM2 ST with pigtails	D-21
AFR-00337	180690053	12 Fiber Fusion Splice Holder	D-21, D-22	AFR-00387	182620013	LC Multimode OM1 250/900µm Beige 10 x Connector Kit	D-17
AFR-00338	180690054	Universal Splice Tray - Unloaded	D-22	AFR-00388	182620014	LC Multimode OM2 250/900µm Black 10 x Connector Kit	D-17
AFR-00340	183190000	Modular Splice Cassette 6 Fiber Singlemode OS1/2 Duplex SC with pigtails	D-21	AFR-00389	182620015	LC Multimode OM3 10g 250/900µm Aqua 10 x Connector Kit	D-17
AFR-00341	183190001	Modular Splice Cassette 6 Fiber Multimode OM1 Duplex SC with pigtails	D-21	AFR-00390	182620016	LC Singlemode OS1 250/900µm Blue 10 x Connector Kit	D-17
AFR-00342	183190002	Modular Splice Cassette 6 Fiber Multimode OM2 Duplex SC with pigtails	D-21	AFR-00391	182620017	SC Multimode OM1 250/900µm Beige 10 x Connector Kit	D-17
AFR-00343	183190003	Modular Splice Cassette 6 Fiber Multimode OM3 Duplex SC with pigtails	D-21	AFR-00392	182620018	SC Multimode OM2 250/900µm Black 10 x Connector Kit	D-17
AFR-00344	183190004	Modular Splice Cassette 12 Fiber Singlemode OS1/2 Duplex SC with pigtails	D-21	AFR-00393	182620019	SC Multimode OM3 10g 250/900µm Aqua 10 x Connector Kit	D-17
AFR-00345	183190005	Modular Splice Cassette 12 Fiber Multimode OM1 Duplex SC with pigtails	D-21	AFR-00394	182620020	SC Singlemode OS1 250/900µm Blue 10 x Connector Kit	D-17
AFR-00346	183190006	Modular Splice Cassette 12 Fiber Multimode OM2 Duplex SC with pigtails	D-21	AFR-00395	182620021	SC/APC Singlemode OS1 250/900µm APC Green 10 x Connector Kit	D-17
AFR-00347	183190007	Modular Splice Cassette 12 Fiber Multimode OM3 Duplex SC with pigtails	D-21	AFR-00420-04	183120016	Keyed LC Duplex 12 Fiber Adapter Plate - Black	D-18
AFR-00348	183190008	Modular Splice Cassette 12 Fiber Singlemode OS1/2 Duplex LC with pigtails	D-21	AFR-00420-0C	183120010	Keyed LC Duplex 12 Fiber Adapter Plate - Red	D-18
AFR-00349	183190009	Modular Splice Cassette 12 Fiber Multimode OM1 Duplex LC with pigtails	D-21	AFR-00420-0H	183120013	Keyed LC Duplex 12 Fiber Adapter Plate - Blue	D-18
AFR-00350	183190010	Modular Splice Cassette 12 Fiber Multimode OM2 Duplex LC with pigtails	D-21	AFR-00420-0J	183120012	Keyed LC Duplex 12 Fiber Adapter Plate - Green	D-18
AFR-00351	183190011	Modular Splice Cassette 12 Fiber Multimode OM3 Duplex LC with pigtails	D-21	AFR-00420-0K	183120011	Keyed LC Duplex 12 Fiber Adapter Plate - Yellow	D-18
AFR-00352	183190012	Modular Splice Cassette 24 Fiber Singlemode OS1/2 Quad LC with pigtails	D-21	AFR-00420-0N	183120014	Keyed LC Duplex 12 Fiber Adapter Plate - Orange	D-18
AFR-00353	183190013	Modular Splice Cassette 24 Fiber Multimode OM1 Quad LC with pigtails	D-21	AFR-00420-AQ	183120015	Keyed LC Duplex 12 Fiber Adapter Plate - Aqua	D-18
AFR-00354	183190014	Modular Splice Cassette 24 Fiber Multimode OM2 Quad LC with pigtails	D-21	AFR-00452-BL	180600187	SC Simplex 24 Fiber Adapter Plate, Unshuttered, Loaded, Singlemode - Blue	D-9
AFR-00355	183190015	Modular Splice Cassette 24 Fiber Multimode OM3 Quad LC with pigtails	D-21	AFR-00452-GR	180600188	SC Simplex 24 Fiber Adapter Plate, Unshuttered, Loaded, Singlemode - Green	D-9
AFR-00357	180600135	ST 6 Fiber Adapter Plate, Singlemode	D-15	AFR-00453-AQ	180600190	SC Simplex 24 Fiber Adapter Plate, Unshuttered, Loaded, Multimode - Aqua	D-9
AFR-00358	180600136	SC Duplex 6 Fiber Adapter Plate, Singlemode - Blue	D-15	AFR-00453-BG	180600189	SC Simplex 24 Fiber Adapter Plate, Unshuttered, Loaded, Multimode - Beige	D-9
AFR-00360	180600138	SC Duplex 6 Fiber Adapter Plate, Multimode - Beige	D-15	AFR-00454-BL	180600191	LC Duplex 48 Fiber Adapter Plate, Unshuttered, Loaded, Singlemode - Blue	D-9
AFR-00362	180600140	SC Duplex 12 Fiber Adapter Plate, Multimode - Beige	D-15	AFR-00454-GR	180600192	LC Duplex 48 Fiber Adapter Plate, Unshuttered, Loaded, Singlemode - Green	D-9
AFR-00363	180600141	6 Fiber Blank Plastic pack of 4	D-15	AFR-00455-AQ	180600194	LC Duplex 48 Fiber Adapter Plate, Unshuttered, Loaded, Multimode - Aqua	D-9
AFR-00365	180600143	LC Duplex 12 Fiber Adapter Plate, Singlemode - Blue	D-15	AFR-00455-BG	180600193	LC Duplex 48 Fiber Adapter Plate, Unshuttered, Loaded, Multimode - Beige	D-9
AFR-00366	180600144	LC Duplex 12 Fiber Adapter Plate, Multimode - Beige	D-15				
AFR-00368	180600146	SC Duplex 12 Fiber Adapter Plate, Singlemode - Blue	D-15				
AFR-00369	180600147	LC Quad 12 Fiber SM Adapter Plate - Blue	D-16				

Order No. Reference

Part No.	SAP No.	Description	Page	Part No.	SAP No.	Description	Page
AFR-00456-BL	180600195	SC Duplex 48 Fiber Adapter Plate, Unshuttered, Loaded, Singlemode - Blue	D-9	AFXLT0240M2	Consult Molex	Fiber Optic Cable, 24 Fiber, Armor, Loose Tube, OFNP, OM2	D-4
AFR-00456-GR	180600196	SC Duplex 48 Fiber Adapter Plate, Unshuttered, Loaded, Singlemode - Green	D-9	AFXLT0240M3	180580420	Fiber Optic Cable, 24 Fiber, Armor, Loose Tube, OFNP, OM3	D-4
AFR-00457-AQ	180600198	SC Duplex 48 Fiber Adapter Plate, Unshuttered, Loaded, Multimode - Aqua	D-9	AFXLT0240M4	Consult Molex	Fiber Optic Cable, 24 Fiber, Armor, Loose Tube, OFNP, OM4	D-4
AFR-00457-BG	180600197	SC Duplex 48 Fiber Adapter Plate, Unshuttered, Loaded, Multimode - Beige	D-9	AFXLT0240S2	180580419	Fiber Optic Cable, 24 Fiber, Armor, Loose Tube, OFNP, OS1	D-4
AFR-00458-BL	180600199	Quad LC 96 Fiber Adapter Plate, Unshuttered, Loaded, Singlemode - Blue	D-9	AFXLT0480M1	Consult Molex	Fiber Optic Cable, 48 Fiber, Armor, Loose Tube, OFNP, OM1	D-4
AFR-00458-GR	180600200	Quad LC 96 Fiber Adapter Plate, Unshuttered, Loaded, Singlemode - Green	D-9	AFXLT0480M2	Consult Molex	Fiber Optic Cable, 48 Fiber, Armor, Loose Tube, OFNP, OM2	D-4
AFR-00459-AQ	180600202	Quad LC 96 Fiber Adapter Plate, Unshuttered, Loaded, Multimode - Aqua	D-9	AFXLT0480M3	180580421	Fiber Optic Cable, 48 Fiber, Armor, Loose Tube, OFNP, OM3	D-4
AFR-00459-BG	180600201	Quad LC 96 Fiber Adapter Plate, Unshuttered, Loaded, Multimode - Beige	D-9	AFXLT0480M4	Consult Molex	Fiber Optic Cable, 48 Fiber, Armor, Loose Tube, OFNP, OM4	D-4
AFR-00460-BL	180600203	SC Duplex 24 Fiber Adapter Plate, Unshuttered, Loaded, Singlemode - Blue	D-9	AFXLT0480S2	Consult Molex	Fiber Optic Cable, 48 Fiber, Armor, Loose Tube, OFNP, OS1	D-4
AFR-00460-GR	180600204	SC Duplex 24 Fiber Adapter Plate, Unshuttered, Loaded, Singlemode - Green	D-9	AFXLT0720M1	Consult Molex	Fiber Optic Cable, 72 Fiber, Armor, Loose Tube, OFNP, OM1	D-4
AFR-00461-AQ	180600206	SC Duplex 24 Fiber Adapter Plate, Unshuttered, Loaded, Multimode - Aqua	D-9	AFXLT0720M2	180570113	Fiber Optic Cable, 72 Fiber, Armor, Loose Tube, OFNP, OM2	D-4
AFR-00461-BG	180600205	SC Duplex 24 Fiber Adapter Plate, Unshuttered, Loaded, Multimode - Beige	D-9	AFXLT0720M3	Consult Molex	Fiber Optic Cable, 72 Fiber, Armor, Loose Tube, OFNP, OM3	D-4
AFR-00462-BL	180600207	Quad LC 48 Fiber Adapter Plate, Unshuttered, Loaded, Singlemode - Blue	D-9	AFXLT0720M4	Consult Molex	Fiber Optic Cable, 72 Fiber, Armor, Loose Tube, OFNP, OM4	D-4
AFR-00462-GR	180600208	Quad LC 48 Fiber Adapter Plate, Unshuttered, Loaded, Singlemode - Green	D-9	AFXLT0720S2	Consult Molex	Fiber Optic Cable, 72 Fiber, Armor, Loose Tube, OFNP, OS1	D-4
AFR-00463-AQ	180600210	Quad LC 48 Fiber Adapter Plate, Unshuttered, Loaded, Multimode - Aqua	D-9	AFXLTR0060M1	Consult Molex	Fiber Optic Cable, 6 Fiber, Armor, Loose Tube, OFNR, OM1	D-4
AFR-00463-BG	180600209	Quad LC 48 Fiber Adapter Plate, Unshuttered, Loaded, Multimode - Beige	D-9	AFXLTR0060M2	Consult Molex	Fiber Optic Cable, 6 Fiber, Armor, Loose Tube, OFNR, OM2	D-4
AFR-00464	180600211	FC Simplex 24 Fiber Adapter Plate, Loaded, Singlemode	D-9	AFXLTR0060M3	Consult Molex	Fiber Optic Cable, 6 Fiber, Armor, Loose Tube, OFNR, OM3	D-4
AFR-00465	180600212	FC Simplex 24 Fiber Adapter Plate, Loaded, Multimode	D-9	AFXLTR0060M4	Consult Molex	Fiber Optic Cable, 6 Fiber, Armor, Loose Tube, OFNR, OM4	D-4
AFR-00466	180600213	ST Simplex 24 Fiber Adapter Plate, Loaded, Singlemode	D-9	AFXLTR0060S2	Consult Molex	Fiber Optic Cable, 6 Fiber, Armor, Loose Tube, OFNP, OS1	D-4
AFR-00467	180600214	ST Simplex 24 Fiber Adapter Plate, Loaded, Multimode	D-9	AFXLTR0120M1	Consult Molex	Fiber Optic Cable, 12 Fiber, Armor, Loose Tube, OFNR, OM1	D-4
AFR-00468	180600215	Adapter Plate/ MTP Unloaded (Cassette 4 x Adapter Plates or ModLink Cassettes)	D-9	AFXLTR0120M2	Consult Molex	Fiber Optic Cable, 12 Fiber, Armor, Loose Tube, OFNR, OM2	D-4
AFR-00470	180600217	Universal Splice Tray, 24 Fiber with built in Cable Management for 1U Global Enclosure (Self Adhesive, 2 pcs)	D-10, D-22	AFXLTR0120M3	Consult Molex	Fiber Optic Cable, 12 Fiber, Armor, Loose Tube, OFNR, OM3	D-4
AFR-00471	180600218	Front Cable Management Extension	D-9	AFXLTR0120M4	Consult Molex	Fiber Optic Cable, 12 Fiber, Armor, Loose Tube, OFNR, OM4	D-4
AFR-00472	180600219	Self Adhesive Cable Management Hub (3 pcs)	D-10, D-22	AFXLTR0120S2	Consult Molex	Fiber Optic Cable, 12 Fiber, Armor, Loose Tube, OFNP, OS1	D-4
AFXLT0060M1	Consult Molex	Fiber Optic Cable, 6 Fiber, Armor, Loose Tube, OFNP, OM1	D-4	AFXLT0240M1	Consult Molex	Fiber Optic Cable, 24 Fiber, Armor, Loose Tube, OFNR, OM1	D-4
AFXLT0060M2	Consult Molex	Fiber Optic Cable, 6 Fiber, Armor, Loose Tube, OFNP, OM2	D-4	AFXLT0240M2	Consult Molex	Fiber Optic Cable, 24 Fiber, Armor, Loose Tube, OFNP, OM2	D-4
AFXLT0060M3	Consult Molex	Fiber Optic Cable, 6 Fiber, Armor, Loose Tube, OFNP, OM3	D-4	AFXLT0240M3	Consult Molex	Fiber Optic Cable, 24 Fiber, Armor, Loose Tube, OFNP, OM3	D-4
AFXLT0060M4	Consult Molex	Fiber Optic Cable, 6 Fiber, Armor, Loose Tube, OFNP, OM4	D-4	AFXLT0240M4	Consult Molex	Fiber Optic Cable, 24 Fiber, Armor, Loose Tube, OFNP, OM4	D-4
AFXLT0060S2	180580423	Fiber Optic Cable, 6 Fiber, Armor, Loose Tube, OFNP, OS1	D-4	AFXLT0240S2	Consult Molex	Fiber Optic Cable, 24 Fiber, Armor, Loose Tube, OFNP, OS1	D-4
AFXLT0120M1	Consult Molex	Fiber Optic Cable, 12 Fiber, Armor, Loose Tube, OFNP, OM1	D-4	AFXLT0480M1	Consult Molex	Fiber Optic Cable, 48 Fiber, Armor, Loose Tube, OFNP, OM1	D-4
AFXLT0120M2	Consult Molex	Fiber Optic Cable, 12 Fiber, Armor, Loose Tube, OFNP, OM2	D-4	AFXLT0480M2	Consult Molex	Fiber Optic Cable, 48 Fiber, Armor, Loose Tube, OFNP, OM2	D-4
AFXLT0120M3	Consult Molex	Fiber Optic Cable, 12 Fiber, Armor, Loose Tube, OFNP, OM3	D-4	AFXLT0480M3	Consult Molex	Fiber Optic Cable, 48 Fiber, Armor, Loose Tube, OFNP, OM3	D-4
AFXLT0120M4	Consult Molex	Fiber Optic Cable, 12 Fiber, Armor, Loose Tube, OFNP, OM4	D-4	AFXLT0480M4	Consult Molex	Fiber Optic Cable, 48 Fiber, Armor, Loose Tube, OFNP, OM4	D-4
AFXLT0120S2	180580422	Fiber Optic Cable, 12 Fiber, Armor, Loose Tube, OFNP, OS1	D-4	AFXLT0480S2	Consult Molex	Fiber Optic Cable, 48 Fiber, Armor, Loose Tube, OFNP, OS1	D-4
AFXLT0240M1	Consult Molex	Fiber Optic Cable, 24 Fiber, Armor, Loose Tube, OFNP, OM1	D-4	AFXLT0720M1	Consult Molex	Fiber Optic Cable, 72 Fiber, Armor, Loose Tube, OFNP, OM1	D-4

Order No. Reference

Part No.	SAP No.	Description	Page	Part No.	SAP No.	Description	Page
AFXLTR072OM2	Consult Molex	Fiber Optic Cable, 72 Fiber, Armor, Loose Tube, OFNR, OM2	D-4	CSP-00021-**	Consult Molex	Blank 6-Pack Icons (Bag of 10)	B-3, B-6, F-1, F-4
AFXLTR072OM3	Consult Molex	Fiber Optic Cable, 72 Fiber, Armor, Loose Tube, OFNR, OM3	D-4	CSP-00022-**	Consult Molex	Data 6-Pack Icons (Bag of 10)	B-3, B-6, F-1, F-4
AFXLTR072OM4	Consult Molex	Fiber Optic Cable, 72 Fiber, Armor, Loose Tube, OFNR, OM4	D-4	CSP-00023-**	Consult Molex	Voice 6-Pack Icons (Bag of 10)	B-3, B-6, F-1, F-4
AFXLTR072OS2	Consult Molex	Fiber Optic Cable, 72 Fiber, Armor, Loose Tube, OFNR, OS1	D-4	CSP-00030	Consult Molex	Mounting Adapter Screw (24 pack)	D-10
CAA-0181P-02	181700030	PowerCat 6e U/UTP 4 Pair Cable, Plenum, 1000 ft Box - White	B-5	ICA-00126-08	183030125	iPass 24 pair Gigabit UTP CMP 25m - gray	E-4
CAA-0181P-08	181700028	PowerCat 6e U/UTP 4 Pair Cable, Plenum, 1000 ft Box - Light Gray	B-5	ICA-00127-08	183030126	iPass 24 pair Gigabit UTP CMR 25m - gray	E-4
CAA-0181P-BL	181700031	PowerCat 6e U/UTP 4 Pair Cable, Plenum, 1000 ft Box - Blue	B-5	ICA-00128-08	183030127	iPass 24 pair Gigabit UTP CMP 30m - gray	E-4
CAA-0181R-02	181700025	PowerCat 6e U/UTP 4 Pair Cable, Riser, 1000 ft Box - White	B-5	ICA-00129-08	183030128	iPass 24 pair Gigabit UTP CMR 30m - gray	E-4
CAA-0181R-08	181700023	PowerCat 6e U/UTP 4 Pair Cable, Riser, 1000 ft Box - Light Gray	B-5	ICA-00130-08	183030129	iPass 24 pair Gigabit UTP CMP 35m - gray	E-4
CAA-0181R-BL	181700024	PowerCat 6e U/UTP 4 Pair Cable, Riser, 1000 ft Box - Blue	B-5	ICA-00131-08	183030130	iPass 24 pair Gigabit UTP CMR 35m - gray	E-4
CAA-0184P-02	181700047	PowerCat 5e 4 Pair Cable, Plenum, 1000 ft Box - White	B-8	ICA-00132-08	183030131	iPass 24 pair Gigabit UTP CMP 40m - gray	E-4
CAA-0184P-08	181700048	PowerCat 5e 4 Pair Cable, Plenum Light, 1000 ft Box - Gray	B-8	ICA-00133-08	183030132	iPass 24 pair Gigabit UTP CMR 40m - gray	E-4
CAA-0184P-BL	181700046	PowerCat 5e 4 Pair Cable, Plenum, 1000 ft Box - Blue	B-8	ICA-00134-08	183030133	iPass 24 pair Gigabit UTP CMP 45m - gray	E-4
CAA-0184R-02	181700044	PowerCat 5e 4 Pair Cable, Riser, 1000 ft Box - White	B-8	ICA-00135-08	183030134	iPass 24 pair Gigabit UTP CMR 45m - gray	E-4
CAA-0184R-08	181700045	PowerCat 5e 4 Pair Cable, Riser, 1000 ft Box - Light Gray	B-8	ICA-00136-08	183030135	iPass 24 pair Gigabit UTP CMP 50m - gray	E-4
CAA-0184R-BL	181700043	PowerCat 5e 4 Pair Cable, Riser, 1000 ft Box - Blue	B-8	ICA-00137-08	183030136	iPass 24 pair Gigabit UTP CMR 50m - gray	E-4
CAA-0195P-02	181740024	PowerCat 6 U/UTP 4 Pair Cable, Plenum, 1000 ft Box - White	B-4	ICA-00150-08	183030149	iPass RJ45 Cable Assembly, 6 port PVC, 1m - Gray	E-3
CAA-0195P-08	181740025	PowerCat 6 U/UTP 4 Pair Cable, Plenum, 1000 ft Box - Light Gray	B-4	ICA-00151-08	183030150	iPass RJ45 Cable Assembly, 6 port PVC, 2m - Gray	E-3
CAA-0195P-BL	181740023	PowerCat 6 U/UTP 4 Pair Cable, Plenum, 1000 ft Box - Blue	B-4	ICA-00152-08	183030151	iPass RJ45 Cable Assembly, 6 port PVC, 3m - Gray	E-3
CAA-0195P-BL	181740026	PowerCat 6 U/UTP 4 Pair Cable, Riser, 1000 ft Box - Blue	B-4	ICA-00153-08	183030152	iPass RJ45 Cable Assembly, 6 port PVC, 5m - Gray	E-3
CAA-0195R-02	181740027	PowerCat 6 U/UTP 4 Pair Cable, Riser, 1000 ft Box - White	B-4	ICA-00154-08	183030153	iPass RJ45 Cable Assembly, 6 port PVC, 7m - Gray	E-3
CAA-0195R-08	181740028	PowerCat 6 U/UTP 4 Pair Cable, Riser, 1000 ft Box - Light Gray	B-4	ICA-00155-08	183030154	iPass RJ45 Cable Assembly, 6 port PVC, 10m - Gray	E-3
CAA-0320P-02	183020005	PowerCat6A F/UTP 4 Pair Cable, Plenum, 1000 ft Reel - White	B-2	IMA-00101	183250003	MIIM 96 Channel PP License	A-3
CAA-0320P-08	183020003	PowerCat6A F/UTP 4 Pair Cable, Plenum, 1000 ft Reel - Gray	B-2	IMA-00102	183250004	MIIM Server Application License	A-3
CAA-0320P-BL	183020004	PowerCat6A F/UTP 4 Pair Cable, Plenum, 1000 ft Reel - Blue	B-2	IMD-00001	183240012	MIIM E2 Intelligent E-Module	A-2
CAA-0320R-02	183020008	PowerCat6A F/UTP 4 Pair Cable, Riser, 1000 ft Reel - White	B-2	IMM-00101	183250002	MIIM 96 Channel PP License Software Maintenance	A-3
CAA-0320R-08	183020006	PowerCat6A F/UTP 4 Pair Cable, Riser, 1000 ft Reel - Gray	B-2	IMM-00102	183250005	MIIM Server Support/Maintenance	A-3
CAA-0320R-BL	183020007	PowerCat6A F/UTP 4 Pair Cable, Riser, 1000 ft Reel - Blue	B-2	IMS-00100	183240000	MIIM 576 Channel Scanner	A-1
CMA-00110	181050037	PowerCat Rear Patch Panel Cable Manager UTP or Shielded	B-3, B-6, B-7	IMT-00100	183220000	MIIM Category 6 Outlet Terminator (pack of 24)	A-3
CMP-00005	183170004	Copper ModLink Panel, Unloaded - 1U	E-3	IMT-00101	183220001	MIIM Category 6A Outlet Terminator (pack of 24)	A-3
CMP-00007	183170006	48 Port Copper ModLink Panel, with all cassettes loaded - 1U	E-3	KFR-00008	180600025	45mm Fusion Splice Protector - 2.4mm (o.d.)	D-22
CMP-00008	183170007	24 Port Copper ModLink Panel, with all cassettes loaded - 1U	E-3	KFR-00009	180600026	61mm Fusion Splice Protector - 2.4mm (o.d.)	D-22
CMP-00009	183170008	12 Port Copper ModLink Cassette	E-3	KFR-00034	Consult Molex	Kevlar Retention Clamp	D-10
CMP-00010	183170009	6 Port Copper ModLink Cassette	E-3	KFR-00040	182680005	45mm Fusion Splice Protector - 2.2mm (o.d.)	D-22
Consult Molex*	Consult Molex	Industrial LC Patch Cords	H-1	KPC-00161-0E	180420088	4 Pair - 4 Pair, Category 6 PDS Patch Cord - 1m	C-2
CPT-00004	180080020	Multi User Telecommunications Outlet (MUTO)	G-1	KPC-00162-0E	180420089	4 Pair - 4 Pair, Category 6 PDS Patch Cord - 2m	C-2
CSP-00018-04	180400053	Punch Down Puck Kit - Black	J-1	KPC-00163-0E	180420090	4 Pair - 4 Pair, Category 6 PDS Patch Cord - 3m	C-2
				KPC-00165-0E	180420091	4 Pair - 4 Pair, Category 6 PDS Patch Cord - 5m	C-2
				KPC-00171-0E	180420092	4 Pair - RJ45, Category 6 PDS Patch Cord - 1m	C-2
				KPC-00172-0E	180420093	4 Pair - RJ45, Category 6 PDS Patch Cord - 2m	C-2
				KPC-00173-0E	180420094	4 Pair - RJ45, Category 6 PDS Patch Cord - 3m	C-2

Order No. Reference

Part No.	SAP No.	Description	Page	Part No.	SAP No.	Description	Page
KPC-00175-0E	180420095	4 Pair - RJ45, Category 6 PDS Patch Cord - 5m	C-2	MLCKLC120M1-**	Consult Molex	Keyed LC Duplex 12 Fiber ModLink Cassette OM1	D-19
KPC-00181-0E	Consult Molex	1 Pair - 1 Pair PDS Patch Cord - 1m	C-2	MLCKLC120M2-**	Consult Molex	Keyed LC Duplex 12 Fiber ModLink Cassette OM2	D-19
KPC-00182-0E	182460002	1 Pair - 1 Pair PDS Patch Cord - 2m	C-2	MLCKLC120M3-**	Consult Molex	Keyed LC Duplex 12 Fiber ModLink Cassette OM3	D-19
KPC-00183-0E	Consult Molex	1 Pair - 1 Pair PDS Patch Cord - 3m	C-2	MLCKLC120S1-**	Consult Molex	Keyed LC Duplex 12 Fiber ModLink Cassette OS1/2	D-19
KPC-00184-0E	Consult Molex	2 Pair - 2 Pair PDS Patch Cord - 1m	C-2	MLCMTR120M1	181810141	12 Port ModLink Cassette, MT-RJ, OM1 62.5µm Multimode	E-1
KPC-00185-0E	Consult Molex	2 Pair - 2 Pair PDS Patch Cord - 2m	C-2	MLCMTR120M2	181810146	12 Port ModLink Cassette, MT-RJ, OM2 50µm Multimode	E-1
KPC-00186-0E	182460004	2 Pair - 2 Pair PDS Patch Cord - 3m	C-2	MLCMTR120M3L	Consult Molex	12 Port ModLink Cassette, MTRJ, OM3 50µm Multimode, Low Loss	E-1
KPD-00026	181980018	100 Pair Termination Block Base (no legs)	C-3	MLCMTR120M4L	Consult Molex	12 Port ModLink Cassette, MT-RJ, OM4 50µm Multimode, Low Loss	E-1
KPD-00027	181980019	100 Pair Termination Block Base with legs	C-3	MLCMTR120S2L	Consult Molex	12 Port ModLink Cassette, MTRJ, OS1/2 Singlemode	E-1
KPD-00028	181980020	300 Pair Termination Block	C-3	MLCQLC120M1	180370268	12 Port ModLink Cassette, Quad LC, OM1 62.5µm Multimode	E-1
KPD-00053	181980039	1U PDS Horizontal Cable Manager	C-3, C-4	MLCQLC120M2	180370267	12 Port ModLink Cassette, Quad LC, OM2 50µm Multimode	E-1
KPD-00056	181980041	Standard Punchdown Tool	J-1	MLCQLC120M3L	Consult Molex	12 Port ModLink Cassette, Quad LC, OM3 50µm Multimode, Low Loss	E-1
KPD-00058	181980022	110-C4 Connectors (bag of 100)	C-3	MLCQLC120M4L	Consult Molex	12 Port ModLink Cassette, Quad LC, OM4 50µm Multimode, Low Loss	E-1
KPD-00059	181980023	110-C5 Connectors (bag of 100)	C-3	MLCQLC120S2L	Consult Molex	12 Port ModLink Cassette, Quad LC, OS1/2 Singlemode	E-1
KPD-00078	181980088	96 Pair Base Without Legs (24 Category 6 4 Pair IDC Connectors) C6	C-1	MLCQLC240M1	181810162	24 Port ModLink Cassette, Quad LC, OM1 62.5µm Multimode	E-1
KPD-00079	181980068	96 Pair Base With Legs (24 Category 6 4 Pair IDC Connectors) C6	C-1	MLCQLC240M2	181810164	24 Port ModLink Cassette, Quad LC, OM2 50µm Multimode	E-1
KPD-00080	181980085	192 Pair Rack Mount Panel (48 Category 6 4 Pair IDC Connectors) C6 - 3U	C-1	MLCQLC240M3L	Consult Molex	24 Port ModLink Cassette, Quad LC, Low Loss, OM3 50µm Multimode	E-1
KPD-00081	Consult Molex	192 Pair Rack Mount Panel (48 Category 6 4 Pair IDC Connectors) C6 - 4U	C-1	MLCQLC240M4L	Consult Molex	24 Port ModLink Cassette, Quad LC, Low Loss, OM4 50µm Multimode	E-1
KPD-00086	181980069	Category 6 110 Style Multi Pair Termination Tool Replacement Head	J-1, J-2	MLCQLC240S2L	Consult Molex	24 Port ModLink Cassette, Quad LC, Low Loss, OS2 Singlemode	E-1
KPD-00087	181980070	Category 6 110 Style Multi-Pair Termination Tool with Head and Handle	J-1, J-2	MSY-00001-**	Consult Molex	Blank Module (bag of 25)	F-7
KPD-00088	181980071	4 Pair IDC Connectors (Each) C6	C-1	MSY-00001-02	182060013	Blank (bag of 25) - White Module	F-6
KPD-00089	181980072	96 Pair Base Without Legs (No Connectors) C6	C-1	MSY-00002-0*	Consult Molex	Single Position F Video Module	G-1
KPD-00090	181980073	96 Pair Base With Legs (No Connectors) C6	C-1	MSY-00002-02	182060131	F Video - White Module	F-6
KSJ-00005-0*	Consult Molex	Single Position Blank Module (Bag of 25)	B-3, B-6, F-1, F3, G-1	MSY-00003-02	182060019	Synergy Module Single ST, Singlemode - White Module	F-7
KSJ-00018-**	Consult Molex	PowerCat 6 DataGate Jack 8W 568A/B	B-3	MSY-00004-02	182080024	Synergy Module Single ST, Multimode - White Module	F-7
KSJ-00024-**	Consult Molex	PowerCat 5e DataGate Jack 8W 568A/B	B-6	MSY-00006-02	182060245	2 A Plus Video - White Module	F-6
KSJ-00032-**	Consult Molex	Keystone Jack, Category 5e, 8W, 568A/B	G-1	MSY-00007-02	182060122	S Plus Video - White Module	F-6
KSJ-00033-**	Consult Molex	Keystone Jack, Category 6, 8W, 568A/B	G-1	MSY-00018-02	182060029	Synergy Module Single SC, Singlemode - White Module	F-7
KSJ-00062-04	183010002	PowerCat 6A DataGate Shielded Jack RJ45 568A/B - Black	B-1	MSY-00020-**	Consult Molex	Synergy Module ST - Multimode	F-7
KSJ-00073-04	183010046	PowerCat 6A DataGate Shielded Side Entry Jack - Black	B-1	MSY-00021-**	Consult Molex	Synergy Module ST - Singlemode	F-7
MLCDLC120M1	181810142	12 Port ModLink Cassette, Duplex LC, OM1 62.5µm Multimode	E-1	MSY-00026-**	Consult Molex	Synergy Module Duplex SC - Singlemode with shutter	F-7
MLCDLC120M2	181810147	12 Port ModLink Cassette, Duplex LC, OM2 50µm Multimode	E-1	MSY-00027-**	Consult Molex	Synergy Module Duplex SC - Singlemode no shutter	F-7
MLCDLC120M3L	Consult Molex	12 Port ModLink Cassette, Duplex LC, OM3 50µm Multimode, Low Loss	E-1	MSY-00028-**	Consult Molex	Synergy Module Duplex SC - Multimode with shutter	F-7
MLCDLC120M4L	Consult Molex	12 Port ModLink Cassette, Duplex SC, OM4 50µm Multimode, Low Loss	E-1	MSY-00032-0*	Consult Molex	Single Position S Video Coupler Module	G-1
MLCDLC120S2L	Consult Molex	12 Port ModLink Cassette, Duplex LC, OS1/2 Singlemode	E-1	MSY-00032-02	182060059	S Video Coupler - White Module	F-6
MLCDSC120M1	181810140	12 Port ModLink Cassette, Duplex SC, OM1 62.5µm Multimode	E-1	MSY-00033-R*	Consult Molex	Single Position RCA Coupler Red Module	G-1
MLCDSC120M2	181810145	12 Port ModLink Cassette, Duplex SC, OM2 50µm Multimode	E-1	MSY-00033-R2	182060064	RCA Coupler Red - White Module	F-6
MLCDSC120M3L	Consult Molex	12 Port ModLink Cassette, Duplex SC, OM3 50µm Multimode, Low Loss	E-1	MSY-00033-W*	Consult Molex	Single Position RCA Coupler White Module	G-1
MLCDSC120M4L	Consult Molex	12 Port ModLink Cassette, Duplex SC, OM4 50µm Multimode, Low Loss	E-1	MSY-00033-W2	182060096	RCA Coupler White - White Module	F-6
MLCDSC120S2L	Consult Molex	12 Port ModLink Cassette, Duplex SC, OS1/2 Singlemode	E-1	MSY-00033-Y*	Consult Molex	Single Position RCA Coupler Yellow Module	G-1

Order No. Reference

Part No.	SAP No.	Description	Page	Part No.	SAP No.	Description	Page
MSY-00033-Y2	182060101	RCA Coupler Yellow - White Module	F-6	MUS-00094-**	Consult Molex	15 Pin HD D-Sub Coupler SVGA	F-8
MSY-00034-02	182060071	15 pin HD D-Sub Coupler SVGA - White Module	F-6	MUS-00095-**	Consult Molex	15 Pin HD D-Sub Coupler Fascia (Bag of 10)	F-8
MSY-00035-02	182060076	15 Pin HD D-Sub Coupler Fascia (Bag of 10) - White Module	F-6	MUS-00096-**	Consult Molex	USO II Single Port Fascia - Unloaded (bag of 10)	F-3, F-8, G-1
MSY-00036-0*	Consult Molex	Single Position BNC Coupler Module	G-1	MUS-00097-**	Consult Molex	USO II Double Port Fascia - Unloaded (bag of 10)	F-3, F-8, G-1
MSY-00036-02	182060081	BNC Coupler - White Module	F-6	MUS-00098-**	Consult Molex	3 RCA Field Terminable	F-8
MSY-00037-R2	182060227	RCA Field Terminable Red - White Module	F-6	MUS-00099-**	Consult Molex	SVGA D-Sub Field Terminable	F-8
MSY-00037-W2	182060222	RCA Field Terminable White - White Module	F-6	MUS-00100-**	Consult Molex	3 RCA Field Terminable	F-8
MSY-00037-Y2	182060232	RCA Field Terminable Yellow - White Module	F-6	MUS-00181-**	Consult Molex	Component Video Coupler	F-8
MSY-00038-02	182060240	S Video Field Terminable - White Module	F-6	MUS-00185-**	Consult Molex	USO II Blank Modules (bag of 10)	G-1, F-3, F-8
MSY-00040-02	182060092	Synergy Module Duplex LC, Multimode - White Module	F-7	PCD-01040-**	Consult Molex	PowerCat 5e U/UTP Patch Cord PVC - 0.5m	B-8
MSY-00041-02	182060087	Synergy Module Duplex LC, Singlemode - White Module	F-7	PCD-01041-**	Consult Molex	PowerCat 5e U/UTP Patch Cord PVC - 1m	B-8
MSY-00128-02	Consult Molex	3.5mm Field Terminable - White Module	F-6	PCD-01042-**	Consult Molex	PowerCat 5e U/UTP Patch Cord PVC - 2m	B-8
MSY-00129-04-01	182630013	Keyed Black LC Duplex Synergy Single Module - Almond	D-19	PCD-01043-**	Consult Molex	PowerCat 5e U/UTP Patch Cord PVC - 3m	B-8
MSY-00129-04-02	182630006	Keyed Black LC Duplex Synergy Single Module - White	D-19	PCD-01044-**	Consult Molex	PowerCat 5e U/UTP Patch Cord PVC - 5m	B-8
MSY-00129-04-08	182630034	Keyed Black LC Duplex Synergy Single Module - Gray	D-19	PCD-01045-**	Consult Molex	PowerCat 5e U/UTP Patch Cord PVC - 7m	B-8
MSY-00129-AQ-01	182630012	Keyed Aqua LC Duplex Synergy Single Module - Almond	D-19	PCD-01046-**	Consult Molex	PowerCat 5e U/UTP Patch Cord PVC - 10m	B-8
MSY-00129-AQ-02	182630005	Keyed Aqua LC Duplex Synergy Single Module - White	D-19	PCD-01047-**	Consult Molex	PowerCat 5e U/UTP Patch Cord PVC - 1.5m	B-8
MSY-00129-AQ-08	182630033	Keyed Aqua LC Duplex Synergy Single Module - Gray	D-19	PCD-02040-**	Consult Molex	PowerCat 6 U/UTP Patch Cord PVC - 0.5m	B-4
MSY-00129-OC-01	182630007	Keyed Red LC Duplex Synergy Single Module - Almond	D-19	PCD-02041-**	Consult Molex	PowerCat 6 U/UTP Patch Cord PVC - 1m	B-4
MSY-00129-OC-02	182630000	Keyed Red LC Duplex Synergy Single Module - White	D-19	PCD-02042-**	Consult Molex	PowerCat 6 U/UTP Patch Cord PVC - 2m	B-4
MSY-00129-OC-08	182630028	Keyed Red LC Duplex Synergy Single Module - Gray	D-19	PCD-02043-**	Consult Molex	PowerCat 6 U/UTP Patch Cord PVC - 3m	B-4
MSY-00129-OH-01	182630010	Keyed Blue LC Duplex Synergy Single Module - Almond	D-19	PCD-02044-**	Consult Molex	PowerCat 6 U/UTP Patch Cord PVC - 5m	B-4
MSY-00129-OH-02	182630003	Keyed Blue LC Duplex Synergy Single Module - White	D-19	PCD-02045-**	Consult Molex	PowerCat 6 U/UTP Patch Cord PVC - 7m	B-4
MSY-00129-OH-08	182630031	Keyed Blue LC Duplex Synergy Single Module - Gray	D-19	PCD-02046-**	Consult Molex	PowerCat 6 U/UTP Patch Cord PVC - 10m	B-4
MSY-00129-OJ-01	182630009	Keyed Green LC Duplex Synergy Single Module - Almond	D-19	PCD-02047-**	Consult Molex	PowerCat 6 U/UTP Patch Cord PVC - 1.5m	B-4
MSY-00129-OJ-02	182630002	Keyed Green LC Duplex Synergy Single Module - White	D-19	PCD-07020-**	Consult Molex	PowerCat 6A Patch Cord 568A/B Shielded, PVC - 1m	B-2
MSY-00129-OJ-08	182630030	Keyed Green LC Duplex Synergy Single Module - Gray	D-19	PCD-07021-**	Consult Molex	PowerCat 6A Patch Cord 568A/B Shielded, PVC - 2m	B-2
MSY-00129-OK-01	182630008	Keyed Yellow LC Duplex Synergy Single Module - Almond	D-19	PCD-07023-**	Consult Molex	PowerCat 6A Patch Cord 568A/B Shielded, PVC - 3m	B-2
MSY-00129-OK-02	182630001	Keyed Yellow LC Duplex Synergy Single Module - White	D-19	PCD-07024-**	Consult Molex	PowerCat 6A Patch Cord 568A/B Shielded, PVC - 5m	B-2
MSY-00129-OK-08	182630029	Keyed Yellow LC Duplex Synergy Single Module - Gray	D-19	PCD-07026-**	Consult Molex	PowerCat 6A Patch Cord 568A/B Shielded, PVC - 7m	B-2
MSY-00129-ON-01	182630011	Keyed Orange LC Duplex Synergy Single Module - Almond	D-19	PCD-07029-**	Consult Molex	PowerCat 6A Patch Cord 568A/B Shielded, PVC - 10m	B-2
MSY-00129-ON-02	182630004	Keyed Orange LC Duplex Synergy Single Module - White	D-19	PID-00073	181820012	PowerCat 5e 48 Port High Density Patch Panel RJ45 568B UTP - 1U	B-7
MSY-00129-ON-08	182630032	Keyed Orange LC Duplex Synergy Single Module - Gray	D-19	PID-00141	182040009	PowerCat 6 24 Port Patch Panel RJ45 568A/B UTP - 1U	B-3
MUS-00039-**	Consult Molex	BNC	F-8	PID-00142	182040010	PowerCat 6 48 Port Patch Panel RJ45 568A/B UTP - 2U	B-3
MUS-00040-**	Consult Molex	2 BNC Coupler	F-8	PID-00154	182020245	PowerCat 5e 24 Port Angled Patch Panel RJ45 568A/B UTP - 1U	B-7
MUS-00042-**	Consult Molex	F Video Coupler	F-8	PID-00155	182080295	PowerCat 5e 48 Port Angled Patch Panel RJ45 568A/B UTP - 2U	B-7
MUS-00051-**	Consult Molex	2 Audio	F-8	PID-00156	182080297	PowerCat 6 24 Port Angled Patch Panel RJ45 568A/B UTP - 1U	B-3
MUS-00055-**	Consult Molex	2 Audio Field Terminable	F-8	PID-00157	182080299	PowerCat 6 48 Port Angled Patch Panel RJ45 568A/B UTP - 2U	B-3
MUS-00056-**	Consult Molex	S Video Field Terminable	F-8	PID-00174	182080372	PowerCat 5e 24 Port DataGate Patch Panel RJ45 568A/B UTP - 1U	B-6
MUS-00060-**	Consult Molex	2 F Video	F-8	PID-00175	182080374	PowerCat 5e 48 Port DataGate Patch Panel RJ45 568A/B UTP - 2U	B-6
				PID-00217	182960000	PowerCat 6A 24 Port Loaded Patch Panel 568A/B Shielded - 1U	B-1

Order No. Reference

Part No.	SAP No.	Description	Page
PID-00218	182960001	PowerCat 6A 24 Port Angled Patch Panel 568A/B Shielded - 1U	B-1
PID-00219	182960002	PowerCat 6A 48 Port Loaded Patch Panel 568A/B Shielded - 2U	B-1
PID-00220	182960003	PowerCat 6A 48 Port Angled Patch Panel 568A/B Shielded - 2U	B-1
PID-00258	180810031	PowerCat 24 Port DataGate Patch Panel, Unloaded UTP or Shielded - 1U	B-7
PID-00259	180810032	PowerCat 24 Port DataGate Angled Patch Panel, Unloaded UTP or Shielded - 1U	B-7
PID-00260	180810033	PowerCat 48 Port DataGate Patch Panel, Unloaded UTP or Shielded - 2U	B-7
PID-00261	180810034	PowerCat 48 Port DataGate Angled Patch Panel, Unloaded UTP or Shielded - 2U	B-7
PID-00266	183210020	MIIM G2 Category 6A, 1U, 24 Port Patch Panel 568 A/B	A-1
PID-00268	183200013	MIIM G2 Category 6, 1U, 24 Port Patch Panel 568 A/B	A-1
PID-00269	183200014	MIIM Ready G2 Category 6, 1U, 24 Port Patch Panel 568 A/B	A-1
PID-00270	183210022	MIIM Ready G2 Category 6A, 1U, 24 Port Patch Panel 568 A/B	A-1
PID-00271	183200015	MIIM ICS G2 1GB UTP 24 Port Patch Panel Metric	A-4
PID-00272	183210023	MIIM ICS G2 1GB FTP 24 Port Patch Panel Metric	A-4
PID-00273	183200016	MIIM ICS G2 1GB UTP 24 Port Patch Panel US	A-4
PID-00274	183210024	MIIM ICS G2 1GB FTP 24 Port Patch Panel US	A-4
RAA-00002	180310026	Open Bay Rack	I-1
RFR-00201	180370259	24-48 Port Specification Grade Fiber Enclosure - 1U	D-8
RFR-00202	180370260	48-96 Port Specification Grade Fiber Enclosure - 2U	D-8
RFR-00204	180660016	144-288 Port Specification Grade Fiber Enclosure - 4U	D-8
RFR-00300	183230000	MIIM Singlemode 24P Duplex LC Fiber Patch Panel	A-2
RFR-00301	183230001	MIIM Multimode 24P Duplex LC Fiber Patch Panel	A-2
RFR-00311	180370276	1U Multi-Function Fiber Enclosure	D-9
RFR-00312	180370278	Locking Front Assembly	D-9
SBX-00004-02	181770079	1 Port Modular Surface Box, Unloaded - White	F-1
SSY-00001-0*	Consult Molex	4 Port /NEMA Cutout Size Minimum - 2.812" x 1.750" Unloaded	F-1
SSY-00002-02	181770017	2 Port Modular Surface Box, Unloaded - White	F-1
SSY-00003-02	181770022	4 Port Modular Surface Box, Unloaded - White	F-1
SSY-00004-02	181770027	6 Port Modular Surface Box, Unloaded - White	F-1
SSY-00005-0*	Consult Molex	3 Port /TIA 569A Cutout Size 1.345" -1.405" x 2.630" x 2.850"	F-1
SSY-00014-02	181340013	Synergy Copper Surface Block, 2 Port, Unloaded - White	F-2
SSY-00015-02	181340016	Synergy Copper Surface Block, 4 Port, Unloaded - White	F-2
SSY-00016-02	181340019	Synergy Copper Surface Block, 6 Port, Unloaded - White	F-2
SUS-00001-**	Consult Molex	USO II Uni-Fit - Unloaded	F-3
SUS-00002-**	Consult Molex	USO II 1U Surface Box- Unloaded	F-3
SUS-00003-**	Consult Molex	USO II 2 1U Surface Box- Unloaded	F-3
SXX.XXX.XXX.XXXXX	Consult Molex	Secure Keyed LC Patch Cords	D-20
WDP-00002-**	Consult Molex	2 Port Decora Style Wallplate	F-5
WDP-00004-**	Consult Molex	4 Port Decora Style Wallplate	F-5
WFR-00009-02	180080017	6 Port ST 601 Enclosure, Unloaded	D-10

Part No.	SAP No.	Description	Page
WFR-00010-02	180970009	6 Port ST 601 Enclosure, Multimode	D-10
WFR-00011-02	180970010	6 Port ST 601 Enclosure, Singlemode	D-10
WFR-00017	180080052	MMI-R Metal Cover - Graphite Gray	D-11
WFR-00018	180090008	WM-12 Wall Mounted Steel Enclosure	D-10
WFR-00024-02	180970012	8 Port ST 601 Enclosure, Unloaded	D-10
WFR-00025-02	180970013	8 Port ST 601 Enclosure, Multimode	D-10
WFR-00026-02	180970014	8 Port ST 601 Enclosure, Singlemode	D-10
WFR-00027-02	180970015	8 Port Duplex SC 601 Enclosure, Unloaded	D-10
WFR-00028-02	180970016	8 Port Duplex SC 601 Enclosure, Multimode	D-10
WFR-00029-02	180970017	8 Port Duplex SC 601 Enclosure, Singlemode	D-10
WFR-00033-02	Consult Molex	12 Port LC 601 Enclosure, Unloaded	D-10
WFR-00034-02	180970079	12 Port LC 601 Enclosure, Multimode	D-10
WFR-00035-02	180790080	12 Port LC 601 Enclosure, Singlemode	D-10
WFR-00047B	180080052	24-48 Port Standard Grade Fiber Wall Mount Enclosure	D-8
WPJ-00007-0*	Consult Molex	1 Port Streamline Plastic Wallplate - Unloaded	F-4
WPJ-00008-0*	Consult Molex	2 Port Streamline Plastic Wallplate - Unloaded	F-4
WPJ-00010-0*	Consult Molex	4 Port Streamline Plastic Wallplate - Unloaded	F-4
WSS-00001	184000551	1 Port Stainless Steel Streamline Wallplate - Unloaded	F-4
WSS-00002	184000316	2 Port Stainless Steel Streamline Wallplate - Unloaded	F-4
WSS-00003	184000552	3 Port Stainless Steel Streamline Wallplate - Unloaded	F-4
WSS-00004	184000553	4 Port Stainless Steel Streamline Wallplate - Unloaded	F-4
WSS-00006	184000554	6 Port Stainless Steel Streamline Wallplate - Unloaded	F-4
WSS-00007	184000555	DataGate Stainless Steel Wall Phone Plate (DataGate Jack purchased separately)	F-4
WSS-00008	181260001	Industrial Wallplate, 1 Port, RJ45 Aperture - Unloaded	H-2
WSS-00009	181260002	Industrial Wallplate, 2 Port, RJ45 Aperture - Unloaded	H-2
WSS-00010	181260003	Industrial Wallplate, 1 Port, LC Aperture - Unloaded	H-2
WSS-00011	181260004	Industrial Wallplate, 2 Port, LC Aperture - Unloaded	H-2
WSY-00001-02	181770031	6 Port Synergy Wallplate - Unloaded	F-1
WSY-00002-02	182080075	4 Port Synergy Wallplate - Unloaded	F-1
WSY-00003-02	181770080	3 Port Synergy Wallplate - Unloaded	F-1
WSY-00004-02	181770040	4 Port 1U Synergy Wallplate - Unloaded	F-1
WSY-00005-02	181770008	4 Port Angled Synergy Wallplate - Unloaded	F-1
WSY-00006-02	181770010	2 Port Angled Synergy Wallplate - Unloaded	F-1
WSY-00007-**	Consult Molex	2 Port Grid Plate	F-5
WSY-00008-**	Consult Molex	4 Port Grid Plate	F-5
WSY-00015-02	181770053	12 Port Double Gang Synergy Wallplate - Unloaded	F-1
WSY-00016-02	181770058	10 Port Double Gang Synergy Wallplate - Unloaded	F-1
WSY-00017-02	181770063	8 Port Double Gang Synergy Wallplate - Unloaded	F-1
WSY-00018-02	181770068	2 Port Synergy Wallplate	F-1
WUS-00001-0*	180060031	USO II Single Gang Bezel, Alpha Icons - Unloaded	F-3
WUS-00002-0*	180060035	USO II Double Gang Bezel, Alpha Icons - Unloaded	F-3
WUS-00003-0*	180060039	USO II Single Gang Bezel, Telecom Icons - Unloaded	F-3

Order No. Reference

Part No.	SAP No.	Description	Page
WUS-00004-0*	180660043	USO II Double Gang Bezel, Telecom Icons - Unloaded	F-3
XFR-00001	180600317	Xtreme Density Adapter Module 8 MPO/MTP Adapter, A Polarity	D-12
XFR-00002	180600318	Xtreme Density Adapter Module 8 MPO/MTP Adapter, B Polarity	D-12
XFR-00003-OH	181810202	Xtreme Density Cassette, 24 Fiber, Low Loss, OS2 - Blue Adapters	D-12
XFR-00004	180660069	Xtreme Density 1U Sliding Management/ Storage Tray - Black (includes Front and Rear cable management)	D-12
XFR-00005-AQ	181810203	Xtreme Density Cassette, 24 Fiber, Low Loss, OM3/4 - Aqua Adapters	D-12
XFR-00006	180600319	Xtreme Density Adapter Module Blank	D-12
XFR-00007	181810205	Xtreme Density Cassette, MTP 24 To MTP12 Transisiton Module	D-12
XFR-01001	180660055	Xtreme Density 5 Modules Chassis 19", 1U	D-12
XFR-01002	180660056	Xtreme Density 5 Modules Chassis 19", 1U, with Rear Management (without Front Door)	D-12
XFR-01003	180660057	Xtreme Density 5 Modules Chassis, 19" 1U, with Front Door (without Rear Management)	D-12
XFR-01004	180660058	Xtreme Density 5 Modules Chassis 19", 1U, with Front Door and Rear Management	D-12
XFR-01005	180660059	Xtreme Density 1U Chassis Door	D-12
XFR-02001	180660060	Xtreme Density 12 Modules Chassis 19", 2U	D-12
XFR-02002	180660061	Xtreme Density 12 Modules Chassis 19", 2U, with Rear Management (without Front Door)	D-12
XFR-02003	180660062	Xtreme Density 12 Modules Chassis, 19" 2U, with Front Door (without Rear Management)	D-12
XFR-02004	180660063	Xtreme Density 12 Modules Chassis 19", 2U, with Front Door and Rear Management	D-12
XFR-02005	180660064	Xtreme Density 2U Chassis Door	D-12



Notes

Notes

Corporate Headquarters

Illinois, U.S.A.
Tel: +866 733 6659
Fax: +1 630 813 9770

EMEA

Hampshire, England

Tel: +44 844 815 0955
Fax: +44 2392 205801

Africa

Sandton, South Africa
Tel: +27 11 513 4223
Fax: +27 11 513 3068

Middle East

Dubai, U.A.E.
Tel: +971 4 2990430
Fax: +971 4 2994590

Poland

Warsaw, Poland
Tel: +48 22 33 38150
Fax: +48 22 33 38151

Moscow

Moscow, Russian Federation
Tel: +7 495 6426455
Fax: +7 495 6426455

Ukraine

Kiev, Ukraine
Tel: +380 44 494 2642
Fax: +380 44 494 2637

Australia

Victoria, Australia
Tel: +61 3 9971 7111
Fax: +61 3 9971 7199

Greater China

Shanghai, China
Tel: +86 215 048 0889
Fax: +86 21 50481185

India

Bangalore, India
Tel: +91 80 4129 3500
Fax: +91 80 4129 3601

www.molexpn.com