



Australian Shepherd Club of America

Established 1957

**OBEDIENCE**  
**Rules & Regulations**

June 2019

**Australian Shepherd Club of America**

6091 E. State Hwy 21

Bryan, TX 77808

(979) 778-1082

FAX (979) 778-1898

[www.asca.org](http://www.asca.org)

These amended Rules and Regulations are effective June 1, 2019, unless noted otherwise.

Shaded areas indicate rule changes with **effective date** listed.

**Last updated: 7-5-2019**

- Added new Chapter 14 Nationals and Finals Obedience Judges Selection Procedure
- Removed highlighting/strike-out of 2018 rule changes (5-1-2019)
- Formatted for 2019 style (5-1-2019)
- Added 2019 rule changes (5-1-2019)

ASCA® is a registered trademark for the Australian Shepherd Club of America.  
Copyright© 2018 The Australian Shepherd Club of America. All rights reserved.

Individual copies of this rulebook are \$2.50 for Full members and \$5.00 for Service members.

The following contents are clickable links that will take you directly to that section.

## Table of Contents

Reference Sheet .....	8
Obedience Regulations .....	10
1 Purpose .....	10
2 Code of Ethics for ASCA Obedience Judges .....	10
3 Obedience Judge Requirements .....	10
3.1 Obedience Judges .....	10
3.2 Approval Process .....	11
3.3 Provisional Status .....	11
3.4 Continuing Education Requirements for all ASCA Obedience Judges .....	11
3.5 Privileges .....	12
1 General Regulations .....	13
1.1 General .....	13
1.2 Obedience Classes .....	15
1.3 Obedience Trial Committee .....	15
1.4 Dog Show Rules and Regulations .....	15
1.5 Identification .....	16
1.6 Immediate Family .....	16
1.7 Registered Dogs Only .....	16
1.8 Unregistered Dogs .....	16
1.9 Dogs that May Not Compete .....	16
1.10 Qualifying Score .....	16
1.11 When Titles Are Won .....	16
1.12 Disqualification and Ineligibility .....	17
1.13 Disturbances .....	17
1.14 Obedience Ribbons .....	18
1.15 Ribbons and Prizes .....	18
1.16 Highest Scoring Dog in the Regular Classes and the Dog with the Highest Combined Score in Open and Utility ...	20
1.17 High Score Junior Handler .....	20
1.18 Risk .....	20
1.19 Decisions .....	20
1.20 Excusals and Disqualifications .....	21
1.21 Judging Program .....	21
1.22 Limitation of Entries .....	21

1.23	Additional Judges, Reassignment, Split Classes .....	22
1.24	Split Classes, Official Ribbons, Prizes .....	22
1.25	Stewards.....	22
1.26	Ring Conditions .....	22
1.27	Obedience Rings at Dog Shows .....	23
1.28	Judge's Report on Ring and Equipment .....	23
1.29	Boundaries of Show Grounds .....	23
1.30	Discrimination .....	23
1.31	Submitting Records .....	23
1.32	Emergency Judge.....	24
1.33	Code of Personal Conduct.....	24
1.34	Communicable Disease .....	25
2	Regulations for Performance and Judging .....	25
2.1	Standardized Judging .....	25
2.2	Standard of Perfection .....	25
2.3	Qualifying Performance .....	26
2.4	Judge's Directions .....	26
2.5	No Added Requirements.....	26
2.6	A & B Classes and Different Breeds .....	26
2.7	Interference and Double Handling .....	26
2.8	Re-Judging .....	26
2.9	Ties.....	26
2.10	Judge's Book and Score Sheets.....	26
2.11	Announcement of Scores.....	27
2.12	Explanations and Errors.....	27
2.13	Compliance with Regulations and Standards .....	27
2.14	Handicapped Handlers .....	27
2.15	Catalog Order .....	28
2.16	Use of Leash.....	28
2.17	Collars.....	28
2.18	Heel Position.....	28
2.19	Hands .....	28
2.20	Commands and Signals.....	29
2.21	Additional Commands or Signals.....	29
2.22	Praise .....	29
2.23	Handling between Exercises.....	29

2.24	Orders and Minimum Penalties.....	30
2.25	Misbehavior .....	30
2.26	Training and Warm-Up on the Show Grounds.....	30
2.27	Training and Disciplining in the Ring.....	30
2.28	Abuse of Dogs .....	31
2.29	Discipline .....	31
3	Novice .....	31
3.1	Novice A Class .....	31
3.2	Novice B Class .....	31
3.3	Novice Exercises and Scores .....	32
3.4	CD Title.....	32
3.5	Heel on Leash & Figure Eight.....	32
3.6	Heel on Leash & Figure Eight, Scoring.....	32
3.7	Stand for Examination .....	33
3.8	Stand for Examination, Scoring .....	33
3.9	Heel Free, Performance and Scoring .....	33
3.10	Recall.....	33
3.11	Recall, Scoring.....	34
3.12	Group Exercises .....	34
3.13	Group Exercises, Scoring .....	35
4	Open .....	35
4.1	Introduction and General Information .....	35
4.2	Companion Dog Excellent (CDX) .....	36
4.3	Open Dog Excellent (ODX).....	36
4.4	Order of Individual Exercises for Open A Divisions .....	37
4.5	Order of Individual Exercises for Open B Divisions .....	37
4.6	Five Mandatory Individual Exercises for CDX and ODX .....	38
4.7	Group Exercises (Long Sit and Long Down) – FOR ONLY CDX .....	40
4.8	Directed Open Exercises (DOE) – FOR ONLY ODX .....	41
5	Utility .....	44
5.1	Introduction and General Information .....	44
5.2	Utility A Class.....	44
5.3	Utility B Class.....	44
5.4	Utility Exercises and Scoring .....	44
5.5	UD Title.....	45
5.6	Signal Exercise .....	45

5.7	Signal Exercise, Scoring.....	45
5.8	Scent Discrimination.....	46
5.9	Scent Discrimination, Scoring.....	47
5.10	Directed Retrieve.....	47
5.11	Directed Retrieve, Scoring.....	48
5.12	Moving Stand and Examination.....	48
5.13	Moving Stand and Examination, Scoring.....	48
5.14	Directed Jumping.....	49
5.15	Directed Jumping, Scoring.....	49
6	Utility Dog Excellent.....	50
6.1	Introduction and General Information.....	50
6.2	Utility Dog Excellent UDX Title.....	50
6.3	Utility Dog Excellent UDX-O Title.....	50
7	Obedience Trial Champion.....	50
7.1	Introduction and General Information.....	50
7.2	Obedience Trial Champion OTCH Title.....	50
7.3	Obedience Trial Champion OTCH-O Title.....	51
7.4	Point Schedule for the OTCH and OTCH-O Titles.....	51
8	Beginner Novice Optional Titling Class.....	51
8.1	Beginner Novice Class.....	51
8.2	Beginner Novice A Class.....	51
8.3	Beginner Novice B Class.....	52
8.4	Beginner Novice Title.....	52
8.5	Beginner Novice Exercises and Scores.....	52
8.6	Heel on Leash.....	52
8.7	Heel on Leash, Scoring.....	53
8.8	Figure Eight.....	53
8.9	Figure Eight, Scoring.....	53
8.10	Sit for Exam.....	53
8.11	Sit for Exam, Scoring.....	53
8.12	Sit Stay - Handler Walks a T-Pattern.....	54
8.13	Sit Stay, Scoring.....	54
8.14	Recall.....	55
8.15	Recall, Scoring.....	55
8.16	Ties.....	55
8.17	Walk-Through.....	55

9	Graduate Novice Optional Titling Class.....	55
9.1	Graduate Novice Class.....	55
9.2	Graduate Novice Title.....	56
9.3	Graduate Novice Exercises and Scores.....	56
9.4	Heel Free and Figure Eight, Performance and Scoring.....	56
9.5	Drop on Recall, Performance and Scoring.....	56
9.6	Retrieve on the Flat, Performance and Scoring.....	56
9.7	Dumbbell Recall Over High Jump.....	56
9.8	Dumbbell Recall Over High Jump, Scoring.....	57
9.9	Recall Over Broad Jump.....	57
9.10	Recall Over Broad Jump, Scoring.....	57
9.11	Group Exercises (Two-Minute Long Sit or Three-Minute Long Down), Performance and Scoring.....	57
10	Versatility Optional Titling Class.....	57
10.1	Versatility Class.....	57
10.2	Versatility Title.....	58
10.3	Selecting Versatility Orders.....	58
10.4	Versatility Exercises, Order and Scores.....	58
11	Non-Regular Classes.....	59
11.1	Ribbons and Prizes.....	59
11.2	Sub-Novice Class.....	59
11.3	Brace Class.....	59
11.4	Seniors Class.....	59
11.5	Wild Card Novice, Open and Utility Classes.....	60
11.6	Team Class.....	60
11.7	Team Class, Scoring.....	61
12	Honorary Titles.....	61
13	Obedience Finals.....	61
13.1	Purpose of the Obedience Finals.....	61
13.2	Purpose and Audience for this Document.....	61
13.3	Obedience Finals Supporting Documentation.....	61
13.4	Administrative Requirements.....	61
13.5	Conducting the Obedience Finals.....	63
13.6	Judging.....	65
13.7	Qualifying for the Finals.....	65
13.8	Eligibility of Entrants.....	66
13.9	Verification of Eligibility.....	66

13.10	Entry Fees .....	67
13.11	Awards and Ribbons.....	67
13.12	Miscellaneous .....	68
14	<b>Nationals &amp; Finals Obedience Judges Selection Procedure .....</b>	<b>68</b>
15	Obedience Merit Program .....	69
15.1	Miscellaneous .....	69
15.2	Novice.....	69
15.3	Open.....	69
15.4	Utility.....	69
15.5	Super Dog CDX .....	70
15.6	Super Dog ODX.....	70
	GLOSSARY OF TERMS .....	71
	Obedience Judges Guidelines .....	72
	Obedience Steward Guidelines.....	77
	Suggested Construction of Bar & High Jump .....	82
	Suggested Construction of Broad Jump.....	83
	Sample Layouts for the ODX Ring .....	84
	Beginner Novice Sit-Stay Diagram.....	85

**Found at the back of these rules:**

ASCA Judge's Code of Ethics

ASCA Dog Aggression Rules & Affiliate Incident Report Worksheet

ASCA Conflict Resolution Protocol & Request for Conflict Resolution Request Form



# Reference Sheet

## Ring Size

- Indoor rings should be 40' x 50'. In NO CASE shall the Utility ring be less than 35' x 50'. For Novice and Open, the ring shall not be less than 30' x 40'. Outdoor rings are to be 40' x 50'.
- No crating or grooming within 10' in any direction of the ring during the obedience portion of the event. Clubs should ensure that the obedience ring is used only for the trial and not for individual practices. The only exceptions would be for Clubs that have scheduled specific time for an obedience seminar, fun match or run thru. The seminar, fun match or run thru should be scheduled such that no food would be used in the ring prior to the sanctioned trial time. Rings should be clean of debris and food at trial time. See Chapter 1, Section 26 for additional ring size, matting and out-of-sight requirements.

## Utility

- Distance between Bar and High Jumps should be 18-20 feet. Ideally, dog should go approximately 20 feet beyond the jumps for the directed jumping exercise.
- Handler is to be about 20 feet away from the article pile.
- For Moving Stand, handler is to continue 10-12 feet from dog after commanding the dog to stand/stay.
- Gloves are to be positioned 3 feet inside of the ring along one of the unobstructed short sides of the ring where there are no tables or chairs.

## Open

- "Posts" are to stand 8 feet apart, facing each other for the figure 8 exercise (also true in Novice).
- The dumbbell must be thrown at least 20 feet from the handler during the Retrieve on the Flat exercise.
- For both the Retrieve over High Jump and Broad Jump exercises, the team will set-up at least 8 feet from the jump.
- The dumbbell must be thrown at least 8 feet beyond the jump during the Retrieve over the High Jump exercise.
- There are two ways to do the broad jump: "At the Jump" and "Beyond the Jump" – See Chapter 4, Section 6.8.
- Prior to the start of the ODX Class, the judge shall mark the spot where the cone will be positioned during the Directed Open Exercises. The judge may choose to measure and mark in four directions the 3' and 4' radius from the base of that cone and/or the handler's set up position and destination position at the opposite end of the ring. See the DOE Open Section for more particulars.

## Group Exercises

- A dog may earn a qualifying score in Novice and Open even if it is the only dog participating in the Group Exercises. Dogs may begin Novice and Open Group Exercises by standing or sitting in heel position beside their handlers.
- Dogs must be placed a minimum of four feet (4') apart from each other and a minimum of four feet (4') from the side and back ring gates. A maximum of ten dogs are allowed in the ring at one time for group exercises.

## Broad Jump

NUMBER OF BOARDS	DISTANCE JUMPED
1	8" to 12"
2	16" to 24"
3	28" to 44"
4	48" to 72"
If using fewer than 4 boards for the Broad jump, always remove the tallest board(s) first.	

## Jump Heights

- The judge has the authority to measure any dog to confirm that dog's applicable jump height. Minimum jump height is 4". Veterans (dogs 7 years old and up) may jump 2" to 4" lower than regular height).
- If the height of the dog at the withers is over an even number (10", 12", 14" ...), the dog shall jump the next lowest height. (**EXAMPLE:** If the dog measures 21 ½", the dog shall jump 20").

All breeds, except the ones listed below, will jump their height at the withers. The minimum jump height shall be set at the nearest multiple of two (2) inches to three quarters (3/4) the height of the dog (see chart below) at the withers for the following breeds (and mixed breeds with the following):

Anatolian Shepherd	Chinese Shar Pei	Leonberger
Akbash Dog	Clumber Spaniel	Mastiff
Akita	Dachshund	Neapolitan Mastiff
Basset Hound	Dandie Dinmont Terrier	Newfoundland
Bergamascos	Dogo Argentino	Otterhound
Bernese Mountain Dog	Dogue De Bordeaux	Pekingese
Black Russian Terrier	French Bulldog	Pembroke Welsh Corgi
Bloodhounds	Great Dane	Perro De Presa Canario
Bolognese	Great Pyrenees	Petite Basset Griffon Vendeen
Borzoi	Greater Swiss Mountain Dog	Saint Bernard
Bullmastiffs	Irish Wolfhound	Skye Terrier
Bull Terrier	Kangal Dog	Sussex Spaniel
Cardigan Welsh Corgi	Kishu Ken	Tai Ridgeback
Caucasian Mountain Dog	Kuvasz	Tibetan Mastiff
Central Asian Sheepdog	Lagotto Ramagnolo	

CHART FOR 3/4TH HEIGHTS	
HEIGHT (IN INCHES)	HEIGHT JUMPED (IN INCHES)
Less than 12 1/2	8
12 1/2 to less than 15	10
15 to less than 17 1/2	12
17 1/2 to less than 20	14
20 to less than 23	16
23 to less than 25 1/2	18
25 1/2 to less than 28	20
28 to less than 31	22
31 to less than 33 1/2	24
33 1/2 to less than 36	26
36 to less than 39	28

# Obedience Regulations

## 1 Purpose

Obedience Trials are a sport and all participants should be guided by the principles of good sportsmanship both in and outside of the ring. The purpose of Obedience Trials is to demonstrate the usefulness of the dog as a companion of man, not merely the dog's ability to follow specified routines in the obedience ring. While all contestants in a class are required to perform the same exercises in substantially the same way so that the relative quality of the various performances may be compared and scored, the basic objective of Obedience Trials is to produce dogs that have been trained and conditioned always to behave in the home, in public places, and in the presence of other dogs, in a manner that will reflect credit on the sport of Obedience. The performances of dog and handler in the ring must be accurate and correct and must conform to the requirements of these Regulations. However, it is also essential that the dog demonstrate willingness and enjoyment of its work, and that smoothness and naturalness on the part of the handler be given precedence over a performance based on military precision and peremptory commands.

## 2 Code of Ethics for ASCA Obedience Judges

Judging is a privilege, not a right. The ASCA Obedience Judge's conduct must always be impartial, dignified, and becoming to the judge, to the sport of obedience, and to ASCA. A judge's actions must be above reproach. Judges shall be professional in demeanor and arrive neatly and professionally dressed, with due consideration of anticipated weather and ring conditions. Judges shall refrain from negative comments about individuals, dogs, and other judges, except when required in the course of trial administration and disciplinary procedures. Point deductions in the ring and other judging calls shall be based strictly on the dog and handler's performance as a team as described in the ASCA Obedience Rules and in no case shall be based on the identity or reputation of the owner, the handler, the breeder, or the dog's lineage. The safety of the dog and handler shall be the judge's foremost concern in designing patterns in an obedience ring. Judges shall be ever mindful that trials are staffed largely or entirely with unpaid volunteers, and shall treat ring stewards, exhibitors and spectators with due courtesy and consideration.

Any judge found to be abusing the privilege of judging for ASCA or violating this Code of Ethics may have such judging privileges revoked or suspended by ASCA.

## 3 Obedience Judge Requirements

### 3.1 Obedience Judges

- a. All applicants must be a minimum of 21 years of age.
- b. All applicants must take the open-book ASCA obedience judges test and score 100% on each section. Applicants may take the test up to two times in their attempt to score 100%. If the applicant fails to score 100% after the second attempt, the applicant must wait one year from the date of application to reapply and take the test.
  1. AKC Judge Exception. Applicants who are certified as Provisional Utility Judges or above by the American Kennel Club (AKC) will take the ASCA Obedience Judges Test for AKC Obedience Judges, which focuses on the differences between the ASCA and AKC obedience programs. Upon passing this test, these applicants will become Provisional ASCA Obedience Judges.
  2. CKC and UKC Judge Exception. Upon passing the full ASCA obedience judges test, applicants who are certified as Provisional Utility Judges or above by the Canadian Kennel Club (CKC) or the United Kennel Club (UKC) will become Provisional ASCA Obedience Judges.
- c. The applicant's name will be published in the Aussie Times (the bi-monthly publication for ASCA). The Membership of ASCA has 45 days to respond with comments, positive or negative.
- d. Applicants must further qualify either by 1) JUDGE SHIP or 2) TITLES as further described below:

#### 3.1.1 Judgeship

Must be a licensed obedience judge for a minimum of one of the following approved entities: American Kennel Club, Canadian Kennel Club, United Kennel Club or the Federation Cynologique Internationale. Applicants are required to have a minimum of

two year's judging experience. Any applicant applying from any organization or registry not listed as an approved entity will be considered on a case-by-case basis provided their obedience titles earned are at a minimum equivalent to ASCA's in difficulty.

### **3.1.2 Titles**

Must have earned from ASCA or from the above-named entities the following titles or their equivalent to judge the regular level listed. In addition, the applicant must have stewarded Novice, Open and Utility (singularly or collectively) a minimum of two times at a sanctioned trial. Applicant must provide the entity's name, club's name, show/trial secretary's name, and date they stewarded.

1. **NOVICE:** Earned three Companion Dog Titles. Two different dogs must have been titled to a companion dog title.
2. **OPEN:** Earned two Open titles (Either two CDX, two ODX or one of each) plus the Novice titles named above.
3. **UTILITY:** Earned one Utility Dog Title plus the three Novice titles and two Open titles named above.

Proof of titles earned must be provided upon application. A copy of the title or a copy of the dog's trialing record will suffice.

## **3.2 Approval Process**

ASCA will do one of the following:

1. Issue a letter stating the regular judging status level and judge's number issued if the applicant is approved, or
2. Issue a letter stating if and when the applicant may reapply if disapproved.

All approved judges may judge all non-regular classes in addition to the regular classes for which they are licensed. Judges may accept assignments only upon issuance of their ASCA judge's number.

## **3.3 Provisional Status**

All applicants issued an ASCA judge's number will be approved as Provisional Obedience Judges. After the Provisional Obedience Judge has completed a minimum of three assignments, they may notify ASCA by letter or email indicating the club, show/trial secretary and date for each assignment plus the classes they judged, and that they are requesting the Provisional status be lifted. ASCA has the right to extend the Provisional status for just cause.

AKC, CKC and UKC Judge Exception. Forty-five days after having their name published in the Aussie Times, applicants who are certified as Provisional Utility Judges or above by AKC, CKC or UKC will have their ASCA Provisional status lifted, unless the Board of Directors makes a different determination upon receiving negative input.

## **3.4 Continuing Education Requirements for all ASCA Obedience Judges**

### **3.4.1 Staying Up to Date on Rules**

It is the responsibility of all ASCA Obedience judges to stay up to date on the current rules and regulations affecting the ASCA Obedience program. Lists of rule changes for the most recent rulebooks can be found on the ASCA Website. Only those program rules contained in the latest version of each rulebook shall be enforceable.

### **3.4.2 ASCA Obedience Judges Education**

Starting July 1, 2018, all ASCA Obedience judges will be required to certify at least every three years that they have completed one of the required options for continuing judge education. Newly approved judges will be required to certify within 12 months of first approval. The list of judge education options for each year will be delineated in the ASCA Obedience Judge Education Certification Form to be posted on the ASCA Website. In addition, upon request, the Business Office will send the Obedience Judge Education Certification Form for the current year to judges who can't utilize the online version.

All current ASCA Obedience judges must certify between July 1, 2018 and December 31, 2018 that they have completed the initial continuing judges' education. Starting in 2021, certifications for judges whose last names begin with the letters A-M will be due between January 1 and June 30. Certifications for judges whose last names begin with the letters N-Z will be due between July 1 and December 31.

### 3.4.3 Certification of Continuing Education

In order to maintain judging eligibility in the ASCA obedience program, it is the responsibility of each ASCA Obedience judge to complete and submit the Obedience Judge Education Certification Form at least every three years. Judges are welcome to certify more often, according to a schedule that is more convenient for them. **EXAMPLE:** those who also judge ASCA Rally might choose to re-certify every two years (i.e. 2018, 2020, etc.). The ASCA Business Office will keep a record of which judges are up to date on certification and thus eligible to judge.

The Obedience Judge Education Certification Form can be submitted online or by downloading and sending a copy to the Business Office. Starting January 1, 2019, judges who are not up to date with certification will not be eligible to judge until they complete and submit the Obedience Judge Education Certification Form. After 2 years of lapsed certification, a judge's name will be removed from the ASCA Obedience Judge list.

### 3.5 Privileges

Judging for ASCA is a privilege and not a right. ASCA has the authority to remove or deny any judging privileges for just cause at any time. Judges or Applicants will have sixty days in which to appeal any such revocation or denial.

# 1 General Regulations

## 1.1 General

### 1.1.1 Affiliates

Official ASCA programs that require sanctioning and award points or qualifying scores that lead to an ASCA title shall not be conducted by any individual(s), non-ASCA Affiliated corporation(s) or business(es).

Affiliate Club(s) in good standing with ASCA will have the exclusive right to schedule, sanction and conduct Official ASCA programs. No individual(s), non ASCA Affiliated corporation(s) or business(es) shall realize any monetary profit, or any other benefit as a result of any connection with an ASCA sanctioned event. Normal event sponsorship or advertisement by any individual(s), corporation(s) or business(es) shall not be considered to be in conflict with this rule. Individuals, corporations or businesses that enter into agreements with Affiliate Clubs to supply materials, services, facility rentals, livestock rentals or any other products or services required for the implementation of sanctioned events shall not be considered to be in conflict with this rule. The use of a Club's name for event purposes cannot be transferred.

### 1.1.2 Sanction Request

Only ASCA Affiliate Clubs in good standing may sanction ASCA events. An Event is defined as Conformation, Obedience, Tracking, Agility, Rally or a Stockdog Trial. One club's event must not conflict on the same day with another club's event held within a 200-mile radius of the event unless both clubs concur in writing that this may occur. Affiliates may have up to two Obedience Trials per day.

ASCA Affiliate Clubs that meet the requirements of ASCA and wish to hold an Obedience Trial, at which qualifying scores toward an obedience title may be awarded, must apply to ASCA on the form provided for permission to hold such trial. This application must be submitted and postmarked no later than ~~forty five (45)~~ sixty (60) days prior to the event. **(Effective June 1, 2019)** A sanctioning fee (see Schedule of Fees) per trial shall be submitted with the application along with a copy of the premium.

### 1.1.3 Premium

The Premium shall at a minimum indicate:

- a. Club name
- b. Club officers (emails and/or phone numbers)
- c. Show committee (emails and/or phone numbers)
- d. Show/trial secretary (mailing address, email and phone number)
- e. The names of the judges hired (level through which they will be judging)
- f. Names of the classes offered (regular, optional titling and non-regular), division and class order (**NOTE:** All regular classes should be listed as follows: Novice A and B, Open Dog Excellent A and B, Companion Dog Excellent A and B, plus Utility A and B.
- g. Date of trials
- h. Refund information
- i. Show site particulars including directions to site and when the site is open or closed
- j. Awards particulars
- k. When group exercises shall be held and in what order
- l. Entry fees, pre-entry and closing entry date with mailing particulars
- m. Motel/hotel/camping information
- n. QTracker application attached and/or linked
- o. Entry blank attached and/or linked as applicable
- p. Entry limitations & what will happen when limits are reached (See 1.22 Limitation of Entries)
- q. If allowing bitches in season, the prominent statement: Bitches in season permitted. They must be crated at least 50' from obedience ring, wear pants, and run last after all obedience judging is finished.

- r. If allowing bitches in season, details on which trial(s) allow them when there are two trials in one day.
- s. If allowing bitches in season, whether they will be eligible for awards or only allowed to compete for legs and scores.

Any ASCA Affiliated Club requesting ASCA sanctioning for any event(s) shall, when making application for said event(s), include any applicable county, state, country or any other bylaws, rules of conduct or associated restrictions regarding dogs, their exhibition and the holding of said event(s) and shall include a list of such rules, bylaws or restrictions in the premium list. Rules, restrictions, bylaws, etc. shall be printed in English and the language of the country where the said event(s) will be held, listing all pertinent information.

### 1.1.4 First Rights

Each Host Club, which holds a sanctioned event at least once in every two consecutive years, shall have first right to claim the corresponding dates or holiday weekend for its event to be held in the next succeeding two years. If the Club having first right to the date(s) does not host a sanctioned event on that date in the following year, another Club may use the preexisting date for an event. The original Club shall still have first right to the date on the second year following their original event. If they do not host a sanctioned event on that date in the second year, they lose the first right to the date. The ASCA Business Office will hold paperwork from any other Club wishing to use a preexisting date until the ASCA Business Office has been notified that the Host Club with the preexisting date will not use the event date that year. If paperwork has to be held pending receipt of the notification from the Host Club with the preexisting date, the ASCA Business Office will notify the second Club within 14 days upon receipt of the Sanctioning Request Form. To facilitate timely receipt of materials, Clubs wishing to use a preexisting date should contact the Host Club and request notification be sent in writing to the ASCA Business Office stating the preexisting date will not be used that year. If the Host Club with the preexisting date does not use that date on the second year following their original event, first claim to that date will pass to a second Host Club, if there is one. If a date has not been previously claimed, the Host Club whose sanctioning is postmarked first shall be awarded the date.

ASCA Affiliate Clubs may request sanctioning for any event to be held outside of their state only under the following terms:

- a. If a state (State A, for instance) is not served by an Affiliate Club, then any Affiliate Club from another state may sanction events in State A on a first-come basis;
- b. If State A is currently served by one or more Affiliate Clubs and wishes to sanction an event at a site that is outside of their state, they must first secure written permission from all of the Affiliate Clubs within the state where they would like to sanction the event.

Written permission shall be submitted to the Business Office with the Sanction request before sanctioning can be granted.

**NOTE:** If an out-of-state ASCA Affiliate Club is invited by an ASCA Affiliate Club to assist in managing their Sanctioned Events, requirements for seeking and providing written permission from other clubs within the state/area are unnecessary as the out of state Affiliate is not Sanctioning ASCA Events but rather helping the instate Affiliate with their Event.

If an Affiliate Club organizes in a state that formerly did not have an Affiliate Club, then the new Club shall have primary sanctioning authority.

### 1.1.5 Late Sanction Fees

Sanctioning requests received between ~~45-60~~ ~~30-45~~ days prior to an event will be accepted upon payment of a fine (see Schedule of Fees) for the first three (3) days past the ~~60-day~~ ~~45-day~~ postmark deadline with an increase (see Schedule of Fees) for each day thereafter. Sanctioning request \*received by the Business Office\* less than ~~45~~ ~~30~~ days prior to a sanctioned event will not be accepted under any circumstances. Clubs submitting delinquent sanctioning request 3 times will lose all late sanctioning privileges for a period of 2 years. It is recommended Clubs retain proof of mailing for all sanctioning requests.

The ASCA Business Office will not accept responsibility for sanctioning requests lost in the mail. All sanctioning requests sent after the ~~60-day~~ ~~45-day~~ postmark deadline must be original forms (no faxes or e-mails) and must have all required signatures and fees. (**Effective June 1, 2019**)

If the Host Club with the preexisting dates postmarks their sanctioning request form past the ~~60-day~~ ~~45-day~~ deadline and it is not received ~~45~~ ~~30~~ days prior to the event, they will lose first right to this date for that year. (Effective June 1, 2019)

## 1.2 Obedience Classes

Affiliate Clubs are allowed to have a "show and go" or clinic after a sanctioned trial. The "show and go" or clinic cannot take place until the judges of the Sanctioned Obedience Trial have completed judging all the classes scheduled for the sanctioned event and the awards have been given out.

Obedience classes need not be limited to Australian Shepherds only, with the exception of a SPECIALTY, and then it shall be for ASCA registered Australian Shepherds ONLY. For the purposes of all ASCA awards, rankings and trials, LEP Australian Shepherds are considered ASCA Registered Australian Shepherds. Other breeds entered in obedience trials sanctioned by ASCA Affiliate Clubs must abide by ASCA Rules and Regulations and have an ASCA QTracker number.

### 1.2.1 Specialty or Sanctioned Obedience Trial

A Specialty or Sanctioned Obedience Trial need not include all of the Regular obedience classes defined in these Regulations, but a club will be approved to hold Open classes only if it also holds Novice classes, and a club will be approved to hold a Utility class only if it also holds Novice and Open classes. Novice classes will be divided into "A" and "B". Open and Utility classes will be divided into CDX and ODX "A" and "B".

Any Affiliate club which has been approved to hold a Specialty or Sanctioned Obedience Trial, if qualified in the opinion of the ASCA Business Office may offer additional Non-regular classes for dogs not less than six (6) months of age, provided a clear and complete description of the eligibility requirements and performance requirements for each such class appears in the premium list. However, the Non-regular classes defined in these regulations need not be described in the premium list.

### 1.2.2 Group Exercises

Group Exercises may be held either before or after the Individual Exercises. If the Premium fails to state how Group Exercises will be held, Group Exercises will follow the Individual Exercises pursuant to the group quantity and spacing set forth below. If the club elects to hold the Group Exercises before the Individual Exercises, it must state this preference in the Premium. When Group Exercises are to be held before the Individual Exercises, the Premium should clarify if they are to be held before all Individual Exercises, or before Open and Novice, or before each class division individually. If the Premium fails to state when they will be held if scheduled prior to the Individual Exercises, then Group Exercises shall be held prior to all Individual Exercises (including Utility).

## 1.3 Obedience Trial Committee

If an Affiliate Club holds a Sanctioned Obedience Trial only, the club must appoint an Obedience Trial Committee, and this committee shall exercise all the authority vested in a Dog Show's Show Committee.

If an affiliate club holds a Sanctioned Obedience Trial in conjunction with a Dog Show, the club's Show Committee shall include one (1) person designated as "Obedience Chairman". At such events the Show Committee of the show-giving club shall have sole jurisdiction over all matters, which may properly come before it, regardless of whether the matter has to do with the Dog Show or with the Obedience Trial.

The Show/Obedience Chairman will be allowed to hire judges for the shows and will also be allowed to compete in the Obedience portion of the shows. Other members of the show committee will also be allowed to compete in the obedience portion of the shows.

## 1.4 Dog Show Rules and Regulations

All the Dog Show Rules & Regulations, where applicable, shall govern the conduct of Obedience Trials, and shall apply to all persons and dogs participating in them except as these Obedience Regulations may provide otherwise.



## 1.5 Identification

No badges, coats with kennel names, dogs' names or any dog related advertisements, shall be worn or displayed, nor any other visible means of identification used, by an individual when exhibiting a dog in the ring, except in the case of the Obedience Team Class, where exhibitors may wear coordinated clothing, with art as desired, and giving the name of their team if desired. However, kennel names and names of dog related businesses will still not be allowed.

## 1.6 Immediate Family

As used in this rulebook, "Immediate Family" means spouse, parents, grandparents, children, grandchildren, siblings, or any combination of the preceding by marriage, i.e. stepchildren or parents-in-law, or person residing in the same household.

## 1.7 Registered Dogs Only

As used in these Regulations, the word "dog" refers to either sex. All Australian Shepherds must have an individual registration or LEP number from ASCA to be eligible for ASCA's year-end Merit and Finals programs. All dogs not so registered must have a QTracker number issued by ASCA to compete in any class at ASCA sanctioned Obedience Trials.

## 1.8 Unregistered Dogs

All ~~unregistered dogs six (6) months and older~~ must have an individual ASCA registration or LEP number or an ASCA QTracker number to compete in ASCA sanctioned Obedience Trials. A dog will be allowed to be shown at the trial where the handler applies for an ASCA QTracker number. The handler will be issued a receipt by the Registration table valid for sixty (60) days to allow the Business Office time to issue the QTracker number. Photocopies or originals of registration or QTracker number papers must be presented to the Registration Table upon request when entering ASCA sanctioned Obedience Trials.

## 1.9 Dogs that May Not Compete

No dog without an ASCA individual registration, LEP number or ASCA QTracker number may compete in any ASCA Obedience Trial. ~~Dogs may not compete until they are six (6) months of age or older.~~ An obedience judge's immediate family or household members may compete under other officiating judges at the same trial. Family/household members may do this provided that any wins under other judges will not result in a violation of these rules by any advancement of the dog in the sanctioned event. Dogs owned wholly or in part by an obedience judge may be exhibited at a trial in which he/she is officiating provided that any wins under other judges will not result in a violation of these rules by any advancement of the dog in the sanctioned event. Obedience judges may show in cluster trials on weekends in which they are judging without restrictions on the order in which they judge and show. This includes same day obedience trials when such events precede or follow but do not overlap the trial at which they officiate. The official veterinarian shall not exhibit or act as agent or handler at the show and dogs owned wholly or in part shall not be eligible to be entered at that show.

If a club does not advertise in its premium list who is to judge run-offs between classes, an exhibitor shall automatically be considered to have lost the run-off of any tie scores between classes if the judge of the run-off is a member of the exhibitor's immediate family.

## 1.10 Qualifying Score

A Qualifying score shall be comprised of scores of more than fifty percent (50%) of the available points in each exercise and a final score of one hundred seventy (170) or more points, earned in a single Regular or Optional Titling class at a Specialty or Sanctioned Obedience Trial.

## 1.11 When Titles Are Won

Where any of the following Sections of the regulations require that a dog shall have won a particular obedience title before competing in a particular (advanced) obedience class, a dog may be shown in such class at any obedience trial after the handler has been informed by three (3) Judges, two of whom shall be different, that the dog has received the necessary qualifying scores. The third qualifying score must be received before the start of the next trial in which the entry in the advanced class is

to be made. If two trials are held on the same day, the dog may be moved up in the second trial, providing the trial has not started and they have received official notification from the judge that they have qualified in the lower class.

## 1.12 Disqualification and Ineligibility

A dog that is blind or that has been changed in appearance by artificial means (except for such changes as are customarily approved for its breed) may not compete in any Obedience Trial and must be disqualified. Blind means without useful vision. "Changes in appearance by artificial means" does not include dogs that have been surgically altered for health reasons or disease, such as the loss of an eye or the removal or broken teeth. Dogs that have lost a limb are ineligible to compete.

When a judge finds any of these conditions in any dog he is judging, he shall disqualify the dog marking his book "Disqualified" and stating the reason. He shall not obtain the opinion of a veterinarian.

The judge must disqualify any dog that attempts to attack any person in the ring. He shall excuse a dog that attacks another dog or that appears dangerous to other dogs in the ring. He shall mark the dog "Disqualified" or "Excused" and state the reason in his judge's book and shall give the Show/Trial Secretary a brief report of the dog's actions which shall be submitted to ASCA with the report of the show or trial.

The owner of any dog which has been excused on two (2) occasions by a Judge for attacking or attempting to attack another dog in the ring will be notified by ASCA that the dog is no longer eligible to be shown in Obedience classes.

When a dog has been disqualified under this section as being blind or having been changed in appearance by artificial means or having attacked or attempted to attack a person in the ring, all awards made to the dog at the trial shall be canceled by ASCA and the dog may not again compete unless and until, following application by the owner to ASCA, the owner has received official notification from ASCA that the dog's eligibility has been reinstated.

See complete ASCA Dog Aggression Rules located at end of rulebook.

Spayed bitches, castrated dogs, monorchid or cryptorchid males, and dogs that have faults which would disqualify them under the standards for their breeds, may compete in Obedience Trials if otherwise eligible under these Regulations.

A dog that is lame in the ring at any Obedience Trial may not compete and shall not receive any score for the class in which it was determined to be lame. It shall be the judge's responsibility to determine whether a dog is lame. He shall not obtain the opinion of a veterinarian. If in the judge's opinion a dog is lame, he shall not score such a dog, and shall mark his book "Excused-lame".

No dog shall be eligible to compete in an Obedience Trial if it is taped or bandaged in any way or if it has anything attached to it for medical or corrective purposes. Such a dog must be immediately excused and under no circumstances may it be returned later for judging after the tape, bandage or attachment has been removed.

No dog shall be eligible to compete if it appears to have been dyed or colored in any way or if the coat shows evidence of chalk or powder, or if the dog has anything attached to it for protection or adornment. Such a dog may, at the judge's sole discretion, be judged at a later time if the offending condition has been corrected.

An obedience judge is not required to be familiar with the breed standards or to scrutinize each dog as in dog show judging but shall be alert for conditions that may require disqualification or exclusion under this Section.

## 1.13 Disturbances

Bitches in season are not permitted to compete except under the specific circumstances detailed below. The judge of an Obedience Trial must remove from competition any bitch in season (unless allowed by the host club for that trial), any dog which its handler cannot control, any handler who interferes willfully with another competitor or his dog, and any handler who abuses

his dog in the ring and may excuse from competition any dog which he considers unfit to compete, or any bitch which appears so attractive to males as to be a disturbing element.

If a dog or handler is disqualified or excused by a judge, the reason shall be stated in the judge's book or in a separate report.

Bitches in season may compete and will be eligible for all awards at the Nationals Obedience Trial and Obedience Finals. Regular trials may also allow bitches in season (OBIS) to compete, if a club chooses to and if it is specified beforehand in the premium. Clubs allowing OBIS may choose to exempt them from awards. In that case, OBIS will compete, after all run offs and awards are completed, for legs and scores only. If a club does not exempt them from awards, OBIS will compete after all obedience judging is finished with the exception of any run-offs for which the OBIS might be eligible. Any awards or placements for which the OBIS might be eligible will be presented after the OBIS competes.

If a club chooses to allow them in two trials on the same day and specifies this clearly in the premium, bitches in season entered in the first trial will be allowed to run at the end of the first trial and again at the end of the second trial.

Bitches in season must be crated (not placed in an exercise pen) at least 50' away from the obedience rings prior to and during the competition, except while competing. Bitches in season must wear pants. Handlers must notify the Show/Trial Secretary at least 30 minutes before the start of the trial if they plan to compete with a bitch in season.

## 1.14 Obedience Ribbons

At Specialty or Sanctioned Obedience Trials the following PLACEMENT RIBBONS OR ROSETTES MUST BE OFFERED:

First Place	High in Trial Dog in the regular classes
Second Place	Highest Combined Score in the regular classes of Open B and Utility
Third Place	Highest Scoring Jr. Handler in the regular classes
Fourth Place	
Qualifying	

The following ribbon colors must be used at a Specialty:

### **Regular and Optional Titling Classes:**

First Place - Blue	High in Trial Dog in the regular classes - Blue and Gold
Second Place - Red	Highest Combined Score in the regular classes of Open B and Utility - Dark Green & Blue
Third Place - Yellow	Highest Scoring Jr. Handler in the regular classes - Dark Green & Gold
Fourth Place - White	
Qualifying - Green	

### **Non-Regular Classes:**

First Place - Rose	Third Place - Light Green
Second Place - Brown	Fourth Place - Gray

Each ribbon or rosette shall be not less than two (2) inches wide and at least eight (8) inches long and shall bear on its face the name of the placement and the name of the host club.

Additional ribbons and awards may be offered such as High Scoring Aussie and High Scoring Other Breed but shall not replace High in Trial Dog. The ASCA Logo may be used in awards and ribbons offered by an ASCA affiliate hosting a sanctioned show, trial or agility competition.

## 1.15 Ribbons and Prizes

Ribbons for the four (4) official placements and all prizes offered for competition within a single Regular or Optional Titling class at Sanctioned Obedience Trials must be awarded only to dogs that earn Qualifying scores. Qualifying scores shall not be required

for the awarding of ribbons and prizes in the Non-regular classes. Awards for the four (4) placements in these classes shall be based solely on number of points earned. The ribbon and any prizes offered for the Dog with the Highest Combined Score in Open and Utility at a Trial shall be awarded only to a dog that earns qualifying scores in both Open and Utility.

Prizes at a Specialty or Sanctioned Obedience Trial must be offered to be won outright, with the exception that a prize which requires three (3) wins by the same owner, not necessarily with the same dog, for permanent possession, may be offered for the dog with the highest Qualifying score in one (1) of the Regular classes, or the dog with the highest Qualifying score in the Regular classes, or the dog with the highest combined Qualifying scores in the Open B and Utility classes.

Prizes offered only to members of certain clubs or organizations will not be approved for publication in premium lists.

## **1.16 Highest Scoring Dog in the Regular Classes and the Dog with the Highest Combined Score in Open and Utility**

The dog receiving the highest qualifying score in the regular classes (High In Trial - HIT) and the dog receiving the highest combined score in Open B and Utility (High combined - HC) shall be awarded the ribbons/rosettes and any prizes offered for these placements, after announcement of final scores of the last regular class to be judged. The judge shall mark his/her judge's books to reflect the above-mentioned wins/placements. At a specialty, the show/trial secretary shall mark the catalog to identify the dog receiving these awards.

If a club wishes to offer ribbons/awards for High Scoring Aussie and/or High Scoring Other Breed from the Regular classes, they may do so, PROVIDED THAT THEY ARE NOT OFFERED IN PLACE OF THE High in Trial ribbon/rosette/award. Clubs must be aware that only one dog, regardless of breed, can be awarded the High in Trial placement.

In case of a tie between dogs eligible for either of the above awards, each dog shall be tested again, individually, by having it perform the entire Novice Heel Free Exercise. The judge for a run-off shall be designated by the Show/Trial Secretary from among the Judges of the Obedience Trial. When the run-off has been completed, the judge shall record the results on a special sheet which shall identify the dogs taking part in the run-off by catalog number, class and breed. The judge shall mark his/her judge's book to identify the dog receiving these awards.

## **1.17 High Score Junior Handler**

The Junior Handler receiving the highest qualifying score in the regular classes shall be awarded the ribbon and any prizes offered for this placement, after the announcement of the final scores of the last Regular class to be judged. The Show/Trial Secretary shall mark the catalog to identify the Junior Handler receiving this award.

In case of a tie between Junior Handlers eligible for the above award, each handler with the same dog that they qualified with, shall be tested again, individually, by having them perform the entire Novice Heel Free Exercise. The judge for a run-off shall be designated by the Show/Trial Secretary from among the Judges of the Obedience Trial. When the run-off has been completed, the judge shall record the results on a special sheet, which shall identify the handlers taking part in the run-off by catalog number and class. The Show/Trial Secretary shall mark the Judge's Book to identify the handler receiving this award.

## **1.18 Risk**

The owner or agent entering a dog in an Obedience Trial does so at his own risk and agrees to abide by all ASCA Rules and Regulations.

## **1.19 Decisions**

At the trial the decisions of the judge shall be final in all matters affecting the scoring and the working of the dogs and their handlers. The Obedience Trial Committee, or the Show Committee, shall decide all other matters arising at the trial, including protests against dogs, subject, however to the Rules and Regulations of ASCA.

## 1.20 Excusals and Disqualifications

Dogs that have been disqualified or excused by the judge or show/obedience trial committee will be removed from further competition. Dogs that have been excused by the official veterinarian to protect the health of the dog and/or the health of other dogs at the trial will be removed from further competition. The excuse by the official veterinarian must be in writing, approved by the show or obedience trial committee, and submitted to ASCA with the show reports from the trial.

Handlers will be allowed to excuse themselves from competition for any reason. They will notify the judge of their intention and can be excused before, during, or after their individual exercises. They will also be allowed to excuse themselves from performing the group exercises after notifying the judge. If a handler should request to be excused, they should do so in a timely manner so judging will not be adversely affected.

The judge will immediately excuse from further competition, any dog that disturbs, or threatens to disturb another dog during the performance of the group exercises. The judge will clearly note in the judge's book the reason for any excusal.

## 1.21 Judging Program

Any Affiliate Club holding a Specialty or Sanctioned Obedience Trial with a closed entry date must prepare, after the entries have closed, a program showing the time scheduled for the judging of each of the classes. A copy of this program shall be mailed to the owner of each entered dog and to each judge, and the program shall be printed in the catalog. This program shall be based on the judging of no more than eight (8) Novice entries, seven (7) Open entries, or six (6) Utility entries, per hour during the time the show or trial will be open as published in the premium list, taking into consideration the starting hour for judging if published in the premium list, and the availability of rings. No judge shall be scheduled to exceed this rate of judging. In addition, one-half (½) to one (1) hour for rest or meals must be allowed if, under this formula, it will take more than five (5) hours of actual judging to judge the dogs entered under him. No judge shall be assigned to judge for more than eight (8) hours in one (1) day under this formula, including any breed judging assignment if the Obedience Trial is held in conjunction with a Dog Show.

ASCA affiliate clubs are encouraged to use a variety of approved judges. Any club is allowed to hire any judge once every thirty (30) days. To clarify, two different clubs may hire the same judge within the same thirty (30) day period even if the clubs are in the same area of the country. However, if the club(s) holds multiple trials during the same cluster of shows, they will be allowed to use the same judge to officiate for multiple trials. It would be desirable for the club(s) to assign different classes (Novice, Open, etc.) to the judges whenever possible. Assignments should be organized so that exhibitors show to as many judges as is practical.

Non-regular classes will always be held after all regular classes have finished and awards for those classes have been distributed. The only exception to this rule will be when there are multiple obedience rings running at the same time, such as at ASCA Nationals and other large shows. Even in the case of the ASCA Nationals, it is suggested that non-regular classes run last if possible.

## 1.22 Limitation of Entries

A club must clearly state in its premium the entry limit for its trials along with what will happen should such entry limits be reached. **EXAMPLES** include but are not limited to: (a) Entries will be limited to eight hours. If limits are reached, entries will close. (b) Entries will be limited to 25 entries for the morning trial and 25 entries for the afternoon trial. If limits are reached, we will add a ring and hire an additional judge.

A club may limit entries in either of the following ways: (1) by stating the maximum number of entries per trial or day or (2) by stating the maximum number of hours per trial or day. Trial Secretaries may use the Entries Per Hour table below and/or The ASCA Obedience Judge Time Calculation Worksheet, available on the ASCA Website, to assist in determining when entry limits have been reached.

ENTRIES PER HOUR	CLASS
------------------	-------

6	Utility, Wildcard Utility, Versatility
7	Open CDX, Open ODX, Wildcard Open
8	Novice, Graduate Novice, Brace, Wildcard Novice, Team
9	Beginner Novice, Pre-Novice

A club shall not assign a judge more than eight (8) hours per day of judging, as determined by the Entries Per Hour table or Calculation Worksheet, except when there is a stated agreement by the judge to accept more entries.

Non-regular class entries shall not exceed 25% of the total entry. For a full-day trial, in which one judge will be assigned only one class, entry limits for Regular classes shall be sixty-four (64) Novice, fifty-six (56) Open, or forty-eight (48) Utility dogs.

An Affiliate club may limit its Sanctioned Obedience Trial to ASCA registered Australian Shepherds only. Prominent announcement of such limits must appear on the title or cover page of the premium list for a Sanctioned Obedience Trial or immediately under the Obedience heading in the premium list for a dog show.

### 1.23 Additional Judges, Reassignment, Split Classes

If when the entries have closed, it is found that the entry under one (1) or more judges exceeds the limit established in Section 22, the club shall immediately secure the approval of the ASCA Business Office for the appointment of one (1) or more additional judges, or for reassignment of its advertised judges, so that no judge will be required to exceed the limit.

If a judge with an excessive entry was advertised to judge more than one (1) class, one (1) or more of his classes shall be assigned to another judge. The class or classes selected for reassignment shall first be any Non-regular classes for which he was advertised and shall then be either the Regular class or classes with the minimum number of entries, or those with the minimum scheduled time, which will bring the advertised judge's schedule within, and as close as possible to the maximum limit. If a judge with an excessive entry was advertised to judge only one (1) class, the Show/Trial Secretary shall divide the entry as evenly as possible between the advertised judge and the other judge by drawing lots.

The club shall promptly mail to the owner of each entry affected, a notification of any change of judge. The owner shall be permitted to withdraw such entry at any time prior to the date of the show, and the entry fee shall then be refunded. If the entry in any one (1) class is split in this manner, the advertised judge shall judge the run-off of any tie scores that may develop between the two (2) divisions of the class, after each judge has first run off any ties resulting from his own judging.

### 1.24 Split Classes, Official Ribbons, Prizes

A club which holds a split class, whether the split is announced in the Premium List, or after entries close (because the entries exceed eight hours of judging), shall award ASCA official ribbons in both divisions.

If a split class is announced in the Premium List, duplicate placement prizes may be offered in each division. If prizes are offered for placements in a class that must be split after entries close, duplicate prizes, or prizes of equal value, will also be offered in the additional division of the class.

### 1.25 Stewards

The judge is in sole charge of his ring until his assignment is completed. Stewards are provided to assist him, but they may act only on the judge's instructions. Stewards shall not give information or instructions to owners and handlers except as specifically instructed by the judge, and then only in such manner that it is clear that the instructions are those of the judge. Handlers may steward in classes other than those in which they are entered.

### 1.26 Ring Conditions

If the judging takes place indoors the ring should be rectangular and should be about forty (40)' wide and fifty (50)' long for all Obedience Classes. In no case shall the ring for a Utility class be less than thirty-five (35)' by fifty (50)', and in no case shall the

ring for a Novice or Open class be less than thirty (30)' by forty (40)'. At an outdoor show or trial, the rings shall be about forty (40)' wide and fifty (50)' long.

Outside rings should have a clean level surface of grass no more than one (1) inch long, or dirt without any mud puddles in the ring area. The rings shall be as near as can be determined by visual inspection, free of rodent or insect colonies, and clean of any animal waste. Insecticides or poisons may not be used to remedy pre-existing conditions on day of show. On surfaces such as wood or concrete flooring, which require a non-skid surface, mats under high jump in Open should be a minimum of sixteen (16) feet long, with the jump centrally positioned. Matting under the broad jump should be at least the width of the jump - five (5) feet. In Utility, mats must run the entire length of the ring in the pattern of the dog's send away and directed jumping. An area surrounding the obedience ring no smaller than ten (10) feet in any direction shall be cleaned and posted for "no crating or grooming" during the obedience portion of the event.

The Club and Show/Trial Secretary are responsible for providing, for the Open CDX classes, an appropriate place approved by the judge, for the handlers to go completely out of sight of their dogs. If inclement weather at an outdoor trial necessitates the judging of Obedience under shelter, the requirements as to ring size may be waived. If such actions are taken a full report must be sent to the ASCA Business Office at the close of the show or trial.

### **1.27 Obedience Rings at Dog Shows**

At an outdoor Dog Show a separate ring or rings shall be provided for Obedience, and a sign forbidding anyone to permit any dog to use the ring during the entire time of the show except when being judged, shall be set up in each such ring by the Show/Trial Secretary. It shall be his duty as well as that of the Show Committee to enforce this Regulation. At an indoor show where limited space does not permit the exclusive use of any ring for Obedience, the same Regulation will apply after the obedience rings have been set up. At a Dog Show the material used for enclosing the obedience rings shall be at least equal to the material used for enclosing the breed rings. The ring must be thoroughly cleaned before the obedience judging starts if it has previously been used for breed judging.

### **1.28 Judge's Report on Ring and Equipment**

The Show Coordinator, Show/Trial Secretary and the officials of the club holding the Obedience Trial are responsible for providing rings and equipment that meet the requirements of these Regulations. However, the judge must check the ring and equipment provided for his use before starting to judge and must report to The ASCA Business Office after the trial any undesirable ring conditions or deficiencies that have not been promptly corrected at his request.

### **1.29 Boundaries of Show Grounds**

The 'limits' are the boundaries of the grounds. 'Premises' constitutes a larger area, its boundaries not well defined. It consists of the land, buildings and all parking areas adjacent to and a continuation of the show grounds where an Obedience Trial is held whether held separately or in conjunction with a Dog Show, Stock Dog Trial, Tracking or Tracking Dog Excellent Test, or Agility Trial. Any area inside the 'limits' is on the 'premises' but an area does not have to be within the 'limits' to be considered within the 'premises'.

### **1.30 Discrimination**

Any Affiliate Club that accepts an entry fee other than that published in its premium list or flyer, or in any way discriminates between Owners or Handlers shall be disciplined. The same entry fee shall be charged for all dogs entered in any Regular Class. No host organization shall offer to any one Owner or Handler any special inducement, such as trophies, reduced entry fees, rebates, additional prize money, or any other concession, for entering any dog(s).

### **1.31 Submitting Records**

After each ASCA sanctioned event, all Judge's Books (Optional Titling, Non-Regular and Regular classes), ASCA Official Entry Forms for all qualifiers, Gross Receipts report, including Event Membership Dues, Sanction Grant, Obedience Show Report must be sent to the ASCA Business Office, postmarked no later than fifteen (15) days after the close of the show. There will be

a penalty for noncompliance (see Schedule of Fees) for each day's delay and such other penalties as may be imposed by the Board of Directors of ASCA. The club shall retain all other ASCA official entry forms, except the entry forms listed above, for a period of one year from date of show.

### 1.32 Emergency Judge

On the day of the trial, if the judge hired is absent or incapable of judging, the Obedience Chairperson, Obedience Trial Committee or Show Committee shall first ask another obedience judge in attendance to substitute judge. If no other obedience judge is present or willing to be the substitute judge, the official listed above should hire the individual most experienced in obedience trialing and training. A notice announcing the substitution must be posted at ringside. The Substitute Judge form must be complete including an explanation of how the choice was made. A Substitute Judge may compete in any ASCA sanctioned competition held prior to or following the trial for which they are hired as a substitute judge, including same day events. Competitors may request and receive a refund of entry fees if they choose not to show under the emergency judge.

### 1.33 Code of Personal Conduct

According to ASCA's By-Laws, one of the objectives and purposes of the Club is to do all in its power to protect and advance the interests of the Australian Shepherd as a purebred dog and to encourage sportsmanlike competition at dog shows, working and obedience trials, tracking tests/trials and at any other event where Australian Shepherds participate. Contestants, event workers, judges, and visitors are expected to maintain a family-oriented, sportsmanlike atmosphere. Judges and workers are expected to exhibit professionalism and courtesy. Competitors are expected to conduct themselves at the highest level of sportsmanship.

#### **Personal Conduct and Sportsmanship at ASCA Events**

ASCA has the right to reprimand or suspend its members, contestants, judges, helpers, and officials, from any or all privileges of ASCA for conduct prejudicial to the best interests of the Australian Shepherd, ASCA events or ASCA. ASCA has the right to remove from its show grounds any visitors who violate its code of conduct. Everyone at an ASCA event shall maintain the highest level of sportsmanship and are to conduct themselves accordingly. Foul/ abusive language, yelling at exhibitors or judges, disorderly conduct, and/or poor sportsmanship will not be allowed and will be disciplined.

Poor Sportsmanship is grounds for discipline. This includes purposeful harassment and bullying. If poor conduct occurs, an Affiliate or the ASCA Board of Directors may take direct action, even if no formal request for conflict resolution is filed. If a representative of the Affiliate (Show Secretary, President, other officer, etc.) witnesses improper conduct, the Affiliate should remove the disruptive individual(s) from the event grounds for the entire show/trial weekend. Any other person observing poor sportsmanship should file a Request for Conflict Resolution, making the behavior in question subject to the ASCA Conflict Resolution Protocol.

The presiding Judge/Judges is/are responsible for enforcing the preceding within the ring/trial arena. The Event Committee is responsible for enforcing the preceding outside the ring/trial arena and within the Show Grounds.

For enforcement, the following definitions apply:

Boundaries of Ring/Trial Arena and Show Grounds:

- a. RING/TRIAL ARENA: The ring/trial arena is the bounded area in which judging of an event occurs and over which the Judge has authority. The boundary is defined by physical barriers plus a buffer zone extending ten (10) feet from such physical barriers.
- b. SHOW GROUNDS: The Show Grounds are the boundaries of the grounds on which ASCA events are held. They include, but not limited to, all areas outside the ring/trial arena (including the buffer zone) set aside to support the conduct of the event.



## 1.34 Communicable Disease

- A. No dog shall be eligible to compete at any show, no dog shall be brought into the grounds or premises of any dog show, and any dog which may have been brought into the grounds or premises of a dog show shall immediately be removed, if it;
  1. Shows clinical symptoms of canine influenza, distemper, infectious hepatitis, parvovirus, leptospirosis, kennel cough or other communicable disease, or
  2. Has been confirmed by a veterinarian to have a communicable disease within thirty days prior to the opening of the show, or
  3. Has been kenneled within thirty days prior to the opening of the show in a household in which there were veterinarian-confirmed cases of canine influenza, distemper, infectious hepatitis, leptospirosis, kennel cough or other communicable disease.
- B. The ASCA Board of Directors reserves the right to call a quarantine if the situation warrants. The length and details of such quarantine will vary depending on the specific disease and the gravity of the situation.
- C. Protocol for Communicable Disease Notification:
  1. In the event that a host Affiliate is made aware of a dog exhibiting symptoms of a communicable disease, the hosting Affiliate will in turn investigate, following the steps outlined in the Conflict Resolution Protocol, observe the dog, and, if warranted, remove the dog. Dogs that within thirty days prior to the show have traveled or have been kenneled with a dog exhibiting symptoms may also be removed. In the case of removal of a dog(s), the Affiliate shall immediately report it to the ASCA Board via the Executive Secretary by emailing the Affiliate Health and Safety Report. The Affiliate Club shall provide a copy of the report to the owner of the dog(s).
  2. Owners who believe that their dogs have contracted a communicable disease while at an ASCA event or have attended an ASCA event within the incubation period of a communicable disease should report the illness to the ASCA Board of Directors by contacting the Executive Secretary and submitting the Owner's Health and Safety Report form. All reports will be kept confidential.
  3. Reports received by the Board will be investigated by an assigned Director, per normal Board procedure, to assess the extent of the communicable disease risk. The assigned Director will investigate and will report findings and a recommendation to the Board within three working days.
  4. In instances of reported cases of communicable disease during or following the ASCA National Specialty, ASCA will send out a notice to the membership through its official means of communication, notifying members of the report of the disease and providing educational information concerning the disease in question. Affiliate clubs scheduling events within thirty days of the ASCA National Specialty should be aware of possible financial losses if a quarantine is necessary.

## 2 Regulations for Performance and Judging

### 2.1 Standardized Judging

Standardized judging is of paramount importance. Judges are not permitted to inject their own variations into the exercises but must see that each handler and dog executes the various exercises exactly as described in these Regulations. A handler who is familiar with these Regulations should be able to enter the ring under any judge without having to inquire how the particular judge wishes to have any exercise performed, and without being confronted with some unexpected requirement

### 2.2 Standard of Perfection

The judge must carry a mental picture of the theoretically perfect performance in each exercise and score each dog and handler against this visualized standard which shall combine the utmost in willingness, enjoyment and precision on the part of the dog, and naturalness, gentleness, and smoothness in handling. Speed is not to be considered as the equivalent to willingness and enjoyment. Lack of willingness or enjoyment on the part of the dog must be penalized, as must lack of precision in the dog's performance, roughness in handling, and military precision or peremptory commands by the handler. There shall be no penalty of less than one-half ( $\frac{1}{2}$ ) point or multiple of one-half ( $\frac{1}{2}$ ) point.

## 2.3 Qualifying Performance

A judge's certification in his judge's book of a Qualifying score for any particular dog constitutes his certification to the ASCA Show/Trial Secretary that the dog on this particular occasion has performed all of the required exercises at least in accordance with the minimum standards and that its performance on this occasion would justify the awarding of the obedience title associated with the particular class. A Qualifying score must never be awarded to a dog whose performance does not meet the minimum requirements, not to a dog that shows fear or resentment, or that relieves itself at any time while in the ring for judging, nor to a dog whose handler disciplines it or abuses it in the ring or carries or offers food in the ring.

In deciding whether a faulty performance of a particular exercise by a particular dog warrants a Qualifying score, the judge shall consider whether the awarding of an obedience title would be justified if all dogs in the class performed the exercise in a similar manner. The judge must not give a Qualifying score for the exercise if he decides that it would be contrary to the best interests of the sport if all dogs in the class were to perform the same way.

## 2.4 Judge's Directions

The judge's orders and signals should be given to the handlers in a clear and understandable manner, but in such a way that the work of the dog is not disturbed. Before starting each exercise, the judge shall ask "Are you ready?"

At the end of each exercise the judge shall say "Exercise finished." Each dog must be worked and judged separately except for the Group exercises. The judging of an exercise will begin when the judge gives the first order, not before.

## 2.5 No Added Requirements

No judge shall require any dog or handler to do anything, nor penalize a dog or handler for failing to do anything, that is not required by these Rules & Regulations.

## 2.6 A & B Classes and Different Breeds

The same methods and standards must be used for judging and scoring the A and B classes, and in judging and scoring the work of dogs of different breeds.

## 2.7 Interference and Double Handling

A judge who is aware of any assistance, interference, or attempt to control a dog from outside the ring, must act promptly to stop such double handling or interference, and shall penalize the dog substantially or, if in the judge's opinion the circumstances warrant, shall give the dog a score of non-qualifying (NQ) for the exercise during which the aid was received.

## 2.8 Re-Judging

If a dog has failed in a particular part of an exercise, it shall not ordinarily be re-judged nor given a second chance; but if in the judge's opinion the dog's performance was prejudiced by peculiar and unusual conditions, the judge may at his own discretion re-judge the dog on the entire exercise. Should the judge find it necessary to re-judge a dog or dogs from the Group exercises, the dog or dogs shall be re-judged with the next scheduled group within that class. The limits on the number of dogs allowed in the ring for the group exercise contained in Chapter 3, Section 12 (Group Exercises) shall apply. Should there be no further group within that class, the dog or dogs to be re-judged shall immediately do the exercises alone. The dog or dogs involved will be re-judged only on the exercise in question.

## 2.9 Ties

In case of a tie for any prize in the Novice, Open or Utility class, each dog shall be tested again, individually, by having it perform the entire Novice Heel Free exercise. The original score and any placement and/or leg the team won shall not be changed regardless of the outcome of the run off. This includes, but is not limited to, events such as a dog fouling the ring.

## 2.10 Judge's Book and Score Sheets

The judge or his/her designated steward must enter the number of points deducted from each exercise in the official judge's book immediately after each dog has been judged on the individual exercises. An "NQ" should be recorded in the proper box

and in the Total Score column for any dog who fails to qualify in that exercise. This is to be completed before the next dog is judged. Scores for the Group Exercises and qualifying total scores will be entered in the official judge's book immediately after each group of dogs has been judged. No score may be changed except to correct a mathematical error or if a score is entered in the wrong column.

All final scores, after review and approval by the judge, must be entered in the judge's book before prizes are awarded. No person other than the judge may make any entry in the judge's book except the judge's designated steward who may enter scores only. Judges may use separate score sheets for their own purposes but shall not give out nor allow exhibitors to see such sheets, nor give out any other written scores, nor permit anyone else to distribute score sheets or cards prepared by the judge. The Show/Trial Secretary shall make available copies of the sheets from the official Judge's Book for examination by the owners and handlers immediately after the prizes have been awarded in each class.

It will be mandatory at all ASCA sanctioned Obedience Trials for the Obedience Trial or Show Committee to prepare an Australian Shepherd Club of America, Unofficial Score Sheet for regular obedience classes for each exhibitor that requests one the day of the trial. The Unofficial Score Sheet will be made available after the prizes are awarded only and must contain no more information than is shown in the Judges book or that is itemized on the score sheet itself.

## **2.11 Announcement of Scores**

The judge shall not disclose any score or partial score to contestants or spectators until he has completed the judging of the entire class or, in the case of a split class, until he has completed the judging of his division; nor shall he permit anyone else to do so. Immediately following the final exercise for any class, the judge shall inform all handlers whether or not they qualified. After all the scores are recorded for the class, or for the division in the case of a split class, the judge shall call for the available dogs that have earned Qualifying scores to be brought into the ring. Before awarding the prizes, the judge shall inform the spectators as to the maximum number of points for a perfect score and shall then announce the score of each prize winner and announce to the handler the score of each dog that has earned a Qualifying score.

## **2.12 Explanations and Errors**

The judge is not required to explain his scoring and need not enter into any discussion with any contestant who appears to be dissatisfied. However, after prizes have been awarded and the Judge's book turned in, the judge is encouraged but not required to discuss the scoring with the exhibitor. Any interested person who thinks that there may have been a mathematical error or an error in identifying a dog may report the facts to one of the stewards or to the Show/Trial Secretary so that the matter may be checked. Argumentative or unsportsmanlike conduct by an exhibitor may be subject to sanctions.

## **2.13 Compliance with Regulations and Standards**

In accordance with the certification on the entry form, the handler of each dog and the person signing each entry form must be familiar with the Obedience Regulations applicable to the class in which the dog is entered.

## **2.14 Handicapped Handlers**

The Australian Shepherd Club of America strives to provide an opportunity for everyone to participate in its events. As such, a judge may modify the judging requirements to accommodate a physically challenged handler.

Judges may modify the specific requirements of these Regulations to the extent necessary to permit physically challenged handlers to compete, provided such handlers can move about the ring without physical assistance or guidance from another person except for the Judge or Steward. Blind handlers may have a Steward assist them in individual and group exercises. The primary function of exhibiting the dog is the responsibility of the handler and not the assistant. A physically challenged handler may compete using a cane, crutch, or wheelchair, or other mobility device.

Dogs handled by such handlers shall be required to perform all parts of all exercises as described in these Rules and Regulations and shall be penalized for failure to perform any part of an exercise.

## 2.15 Catalog Order

Dogs should be judged in catalog order to the extent that it is practical to do so without holding up the judging in any ring.

Judges are not required to wait for dogs for either the individual exercises or the Group exercises. It is the responsibility of each handler to be ready with his dog at ringside when required, without being called. The judge's first consideration should be the convenience of those exhibitors who are at ringside with their dogs when scheduled, and who ask no favors.

A judge may agree, on request in advance of the scheduled starting time of the class, to judge a dog earlier or later than the time scheduled by catalog order. However, a judge should not hesitate to mark absent and to refuse to judge any dog and handler that are not at ringside ready to be judged in catalog order if no arrangement has been made in advance.

## 2.16 Use of Leash

All dogs shall be kept on leash except when in the obedience ring or exercise ring. Dogs should be brought into the ring and taken out of the ring on leash. Dogs may be kept on leash in the ring when brought in to receive awards, and when waiting in the ring before and after the Group exercises. The leash shall be left on the judge's table or other designated place, between the individual exercises, and during all exercises except the Heel on Leash and Group exercises. The leash must be of fabric or leather and, in the Novice classes, need be only of sufficient length to provide adequate slack in the Heel on Leash exercise.

## 2.17 Collars

Dogs in the obedience ring must wear a collar. The collar may be of a buckle, slip or martingale type. Buckle collars with the buckle made of metal or plastic with or without a tongue must be used. Slip collars of an appropriate single length of leather, fabric or chain with two (2) rings, one (1) on each end are acceptable. Martingale collars may be of any combination of chain, fabric or leather. Collars made of leather, fabric or chain, may be of any color, decorations may be stamped into the leather or fabric. Dog's name and/or title may not be on the collar. Special training collars (prong or spikes on the inside or outside, electronic collars) or collars which are either too tight or so large that they hang down unreasonably in front of the dogs, are not permitted. There shall not be anything hanging from the collars.

## 2.18 Heel Position

The Heel position as used in these Regulations, whether the dog is sitting, standing, lying down, or moving at heel, means that the dog shall be straight in line with the direction in which the handler is facing, at the side of the handler's left leg without crowding, permitting the handler freedom of motion at all times. The area from the dog's head to shoulder shall be in line with the handler's left hip.

## 2.19 Hands

In exercises in which the dog is required to heel off leash (free), one of the options listed shall be followed: (1) The handler's arms and hands shall move naturally at his/her sides while in motion and hang naturally at his/her sides when stopped, or (2) the handler's right hand and arm shall move naturally at his/her side while his/her left hand shall be held against and centered in front of the body in the area of the waist. The left forearm shall be carried, as much as possible, against the body. In any of the above situations, the hands and arms may be adjusted during the fast portion of the exercise, in order to maintain balance.

Hand position, other than during the fast, must remain constant during the heeling exercise, except if a hand signal is used to begin heeling. In that case, an acceptable hand gesture is allowed instead of a verbal command. After the hand gesture is made, the hand must return to one of the acceptable positions. There shall be a minor to substantial deduction if the hands and arms are not carried in one of the positions state above.

In all exercises in which the dog is required to 'Come to' or 'Return to' the handler and 'Sit in Front', the handler's arms and hands shall hang naturally at his sides while the dog is coming in and until the dog has sat in front. A substantial deduction shall be made if a handler's arms and hands are not hanging naturally at his sides while the dog is coming in and until the dog has sat in front.

## 2.20 Commands and Signals

Whenever a command or signal is mentioned in these Rules & Regulations, a single command or signal only may be given by the handler and any extra commands or signals must be penalized; except that whenever the Rules & Regulations specify "command and/or signal" the handler may give either one (1) or the other or both command and signal simultaneously. When a signal is permitted and given, it must be a single gesture with one (1) arm and hand only, and the arm must immediately be returned to a natural position. Delay in following a judge's order to give a command or signal must be penalized, unless the delay is directed by the judge because of some distraction or interference.

Signaling correction to a dog is forbidden and must be penalized. Signals must be inaudible, and the handler must not touch the dog. Any unusual noise or motion may be considered to be a signal.

Position of the arms and hands and movements of the body that aid the dog shall be considered additional signals except that a handler may bend the body and knees as far as necessary to bring his hand on a level with the dog's eyes in giving a signal to a dog in the Heel position, and that in the 'Directed Retrieve' exercise the body and knees may be bent to the extent necessary to give the direction to the dog. Whistling or the use of a whistle is prohibited.

The dog's name may be used once immediately before any verbal command or before a verbal command and signal when these Regulations permit command and/or signal. The name shall not be used with any signal not given simultaneously with a verbal command. The dog's name, when given immediately before a verbal command, shall not be considered as an additional command, but a dog that responds to its name without waiting for the verbal command shall be scored as having anticipated the command. The dog should never anticipate the handler's directions but must wait for the appropriate commands and/or signals. Moving forward at the heel without any command or signal other than the natural forward movement of the handler's body, shall not be considered as anticipation. Loud commands by handlers to their dogs create a poor impression of Obedience and should be avoided. Shouting is not necessary even in a noisy place if the dog is properly trained to respond to a normal tone of voice. Commands that in the judge's opinion are excessively loud will be substantially penalized.

An extra command and/or signal in any non-principal part of an exercise does not, in itself, constitute a failing score or non-qualifying (NQ).

## 2.21 Additional Commands or Signals

If a handler gives an additional command or signal not permitted by these Regulations, either when no command or signal is permitted, or simultaneously with or following a permitted command or signal, or if he uses the dog's name with a permitted signal but without a permitted command, the dog shall be scored as though it had failed completely to perform that particular part of the exercise. Luring is considered an additional command or signal. Luring is the appearance of having a reward in hand and/or leading the dog with an extended hand or finger for an extended period of time. An example of this is holding the thumb and first two fingers together as if holding a treat or balling the hand into a fist. No treat need be present.

## 2.22 Praise

Praise and petting are allowed between and after exercises, but points must be deducted from the total score for a dog that is not under reasonable control while being praised. A handler shall not carry or offer food in the ring. There shall be a substantial penalty for any dog that is picked up or carried at any time in the obedience ring.

## 2.23 Handling between Exercises

In the Novice classes the dog may be guided gently by the collar between exercises and to get it into proper position for an exercise. No other physical guidance, such as placing the dog in position with the hands or straightening the dog with the knees or feet, is permitted and shall be substantially penalized even if occurring before or between the exercises. In the Open and Utility classes, there shall be a substantial penalty for any dog that is physically guided at any time or that is not readily controllable. Posing for examination and holding for measurement are permitted. Imperfections in heeling between exercises

will not be judged. Minor penalties shall be imposed for a dog that does not respond promptly to its handler's commands or signals before or between exercises in the Open and Utility classes.

## 2.24 Orders and Minimum Penalties

The orders for the exercises and the standards for judging are set forth in the following chapters. The list of faults is not intended to be complete. Minimum penalties are specified for most of the more common and serious faults. There is no maximum limit on penalties. A dog, which makes none of the errors listed, may still fail to qualify or may be scored non-qualifying (NQ) for other reasons.

## 2.25 Misbehavior

Any display of fear or nervousness by the dog, or any uncontrolled behavior of the dog such as snapping, barking, or running away from its handler, whether it occurs during an exercise, between exercises, or before or after judging, must be penalized according to the seriousness of the misbehavior, and the judge may excuse the dog from further competition in the class. If such behavior occurs during an exercise, the penalty must first be applied to the score for that exercise. Should the penalty be greater than the value of the exercise during which it is incurred, the additional points shall be deducted from the total score under Misbehavior. If such behavior occurs before or after the judging or between exercises, the entire penalty shall be deducted from the total score. In any ASCA class (Regular, Optional Titling, or Non-Regular) at any trial (including Nationals and Finals), any dog that fouls the ring while in the ring for judging shall lose all allowable points for that class (Sub-Novice 160; other classes 200 points.) In the case of Team competition, any dog that fouls the ring will lose the total 200 points while the other dogs will continue to be judged. At the judge's discretion, a dog that fouls the ring may be excused from further competition.

The judge must disqualify any dog that attempts to attack any person in the ring and must excuse a dog that attacks another dog or that appears dangerous to other dogs in the ring.

## 2.26 Training and Warm-Up on the Show Grounds

There shall be no drilling nor intensive or abusive training of dogs on the grounds or premises at a Specialty or Sanctioned Obedience Trial. All dogs shall be kept on lead except when in the obedience ring or exercise ring. Special training collars shall not be used on the grounds or premises at an Obedience Trial.

These requirements shall not be interpreted as preventing a handler from moving normally about the grounds or premises, nor from warming up his or her dog using any exercise performed in the obedience ring, provided that the dog is on a lead being held by the handler. The warm up should be performed away from the obedience ring and must not be disruptive to any other person or dog. Physical or verbal disciplining of dogs shall not be permitted except to a reasonable extent in the case of an attack on a person or another dog. Practice rings may be provided at the discretion of the show-giving club but are not mandatory. The show-giving club will post signs in clear view that will state: No intensive or abusive training will be tolerated. This sign will further state that anyone who is witnessed to violate this privilege, as testified by two people, will be subject to disciplinary action under the Conflict Resolution Protocol. The sign will further say that anyone witnessing such intensive or abusive training should report such to the show or obedience chairman or another club member. Any person, accused by two witnesses, of violating the rules in Section 26, will be dealt with promptly, during the trial if possible, after the offender has been notified of the specific charges against him, and has been given an opportunity to be heard in his own defense in accordance with the Conflict Resolution Protocol. Show or Obedience Trial Committee, shall be responsible for compliance with this section, and shall investigate any reports of infractions.

## 2.27 Training and Disciplining in the Ring

The judge shall not permit any handler to train his dog by excessive verbal commands or by moving toward the dog to correct it in any way, nor to practice any exercise in the ring either before or after he is judged and shall excuse from further competition in the class any dog whose handler does either. A dog whose handler disciplines it in the ring shall be excused from further competition in the class and shall not receive a Qualifying score. Any abuse of a dog in the ring must be immediately reported by the judge to the Show or Obedience Trial Committee for action under the Conflict Resolution Protocol.

## 2.28 Abuse of Dogs

The Show or Obedience Trial Committee shall investigate any reports of abuse of dogs on the grounds or premises of a Specialty or Sanctioned Obedience Trial. Any person who, at a Specialty or Sanctioned Obedience Trial conducts himself in such manner or in any other manner prejudicial to the best interests of the sport, or who fails to comply with the requirements of Chapter 2, Section 26, shall be dealt with promptly, during the trial if possible, after the offender has been notified of the specific charges against him, and has been given an opportunity to be heard in his own defense in accordance with the ASCA Conflict Resolution Protocol.

## 2.29 Discipline

See the ASCA Conflict Resolution Protocol at the end of these rules.

# 3 Novice

## 3.1 Novice A Class

The Novice class shall be for dogs not less than six (6) months of age that have not earned the CD title from any registry. A handler must own or co-own the dog entered or be a member of the owner's household or immediate family, and cannot have previously handled or regularly trained a dog that has earned a CD title from any registry in order to be eligible to enter or handle any dog in the Novice A class, nor may a dog be handled in this class by such person. No dog may be entered in both the Novice A and Novice B classes at any one trial.

More than one dog may be shown by the handler provided the handler has not placed a CD title on a dog from any registry and the dog does not have a CD title from any registry. The same person who handles the dog in the individual exercises must handle the dog in the group exercises, with the following exception. Each dog in this class must have a different handler during sits and downs when judged in the same group; this additional handler for the group exercises need not be a member of the owner's household or immediate family.

A dog may continue to be shown in Novice A for 180 days following notification by three (3) judges, two (2) of whom are different, that the requirements for a CD have been completed. After the 180-day grace period is over the team must move out of Novice A. The team can move to Novice B and remain there until they receive a HIT, after the 180-day grace period, OR earn an Open leg. Failure to move out of Novice A will result in the loss of all wins, placements, scores, prizes, etc. earned beyond the grace period.

## 3.2 Novice B Class

The Novice B class shall be for dogs not less than six (6) month of age that do not qualify for Novice A. Dogs in this class may be handled by the owner or any other person (this includes persons that have never placed a CD on a dog from any registry). A person may handle more than one (1) dog in this class, but each dog must have a separate handler for the group exercises when judged in the same group. No dog may be entered in both Novice A and Novice B classes at any one (1) trial. A dog that earns the CD title from the Novice B class can continue to be shown in Novice B for 180 days following notification by three (3) judges, two (2) of whom are different, that the requirements for a CD have been completed. After the 180-day grace period is over, the team may continue to compete in Novice B until they earn a qualifying score in Open OR receive HIT. If a Novice team earns HIT after the 180-day grace period has expired, they are required to move on to the next class for which they are eligible. Failure to move on will result in the loss of all wins, placements, scores, prizes, etc. which may be earned from the Novice B class beyond the grace period. Dogs may not compete in both Novice and Open at the same trial.

### 3.3 Novice Exercises and Scores

The exercises and maximum scores in the Novice classes are:

<b>EXERCISES</b>	<b>MAXIMUM SCORES</b>
Heel on Leash and Figure Eight	40 points
Stand for Examination	30 points
Heel Free	40 points
Recall	30 points
Long Sit	30 points
Long Down	30 points
Maximum Total Score	200 points

### 3.4 CD Title

ASCA will issue a Companion Dog certificate to a dog with ASCA registration or a QTracker number and will permit the use of CD after its name, when it has received three (3) qualifying scores awarded by at least two (2) judges.

### 3.5 Heel on Leash & Figure Eight

The principal feature of this exercise is the ability of the dog and handler to work as a team. Orders for the exercise are "Forward," "Halt," "Right turn," "Left turn," "About turn," "Slow," "Normal," and "Fast." "Fast" signifies that the handler must run; the handler and dog must move forward at noticeably accelerated speed. In executing the About turn, the handler will always do a right About turn. Orders for Halts and Turns will be given only when the handler is moving at the Normal speed.

The orders may be given in any sequence and may be repeated as necessary, but the judge shall attempt to standardize the heeling pattern for all dogs in any class.

The leash may be held in either hand or both hands, providing the hands are held in a natural position. However, any tightening or jerking of the leash or any act, signal or command which in the judge's opinion gives the dog assistance shall be penalized.

The handler shall enter the ring with the dog on a loose leash and stand with the dog sitting in the "Heel" position. The judge shall ask if the handler is ready before giving the order, "Forward." The handler may give a command or signal to Heel and shall walk briskly and in a natural manner with the dog on a loose leash. The dog shall walk close to the left side of the handler without swinging wide, lagging, forging or crowding. Whether heeling or sitting, the dog must not interfere with the handler's freedom of motion at any time. At each order to "Halt," the handler will stop, and the dog shall sit straight and promptly in the "Heel" position without command or signal and shall not move until the handler again moves forward on order from the judge. It is permissible after each Halt, before moving again, for the handler to give a command or signal to Heel. The judge shall say, "Exercise finished," after this portion of the exercise.

Before starting the Figure Eight the judge shall ask if the handler is ready. Figure Eight signifies that on specific orders from the judge to "Forward" and "Halt," the handler and dog, from a starting position about equidistant from the two stewards and facing the judge, shall walk briskly twice completely around and between the two (2) stewards, who shall stand eight (8) feet apart. The Figure Eight in the Novice classes shall be done on leash. The handler may choose to go in either direction. There shall be no "About turn" or "Fast" or "Slow" in the Figure Eight, but the judge must order at least one (1) "Halt" during and another "Halt" at the end of this portion of the exercise.

### 3.6 Heel on Leash & Figure Eight, Scoring

If a dog is unmanageable, or if its handler constantly controls its performance by tugging on the leash or adapts pace to that of the dog, the dog must be scored non-qualifying.



Substantial deductions shall be made for additional commands or signals to heel and for failure of dog or handler to noticeably accelerate forward for the Fast and noticeably decelerate speed forward for the Slow.

Substantial or minor deductions shall be made for such things as lagging, heeling wide, forging, crowding, poor sits, failure to sit when handler halts, handler failing to walk at a brisk pace, occasional guidance with leash and other imperfections in heeling. Substantial or minor deductions shall be made for hand and arm positions that deviate from those allowed in Chapter 2, Section 19, Hands.

In scoring this exercise the judge shall accompany the handler at a discreet distance so that any signals or commands given by the handler to the dog may be observed. The judge must do so without interfering with either dog or handler.

### **3.7 Stand for Examination**

The principal features of this exercise are that the dog stands in position before and during the examination, and that the dog display neither shyness nor resentment. Orders are "Stand your dog and leave when you are ready," "Back to your dog," and "Exercise finished." There will be no further command from the judge to the handler to leave the dog.

On Judge's order, the handler shall remove the leash and give it to a Steward who shall place it on the Judge's table or other designated place. The handler will take the dog to the place indicated by the judge, and on judge's order the handler will stand and/or pose the dog off leash by the method of his choice, taking any reasonable time to pose the dog as in the show ring. When ready, the handler will stand with the dog in the heel position and command and/or signal the dog to stay, walk forward about six (6) feet in front of the dog, turn around and stand facing the dog.

The judge shall approach the dog from the front, and shall touch only the dog's head, body and hindquarter, using the fingers and palm of one hand only. The judge shall then order, "Back to your dog," whereupon the handler shall walk around behind the dog and return to the "Heel" position. The dog must remain standing until after the judge has said "Exercise Finished."

### **3.8 Stand for Examination, Scoring**

The scoring of this exercise will not start until the handler has given the command and/or signal to Stay, except for such things as rough treatment of the dog by its handler or active resistance by the dog to its handler's attempts to make it stand. Either of these shall be penalized substantially.

A dog shall be scored non-qualifying (NQ) if it displays shyness or resentment, growls or snaps at any time, sits or lies down before or during the examination, or moves away from the place where it was left either before or during the examination.

Minor or substantial deductions, depending on the circumstance, shall be made for a dog that moves its feet at any time or sits or moves away after the examination has been completed.

### **3.9 Heel Free, Performance and Scoring**

This exercise shall be executed in the same manner as Heel on Leash and Figure Eight except that the dog shall be off leash and that there shall be no Figure Eight. For permitted arm and hand positions, see Chapter 2, Section 19 Hands. Orders and scoring shall also be the same.

### **3.10 Recall**

The principal features of this exercise are that the dog stays where left until called by its handler and that the dog responds promptly to the handler's command or signal to come. Orders are "Leave your dog," "Call your dog," and "Finish."

On order from the judge, the handler may give command and/or signal to the dog to "Stay in the Sit" position while the handler walks forward about thirty-five (35) feet to the other end of the ring, turns, and stands in a natural manner facing the dog. On judge's order or signal, the handler will give command or signal for the dog to come.

The dog must come directly in at a brisk trot or gallop and sit straight, centered immediately in front of the handler's feet, close enough that the handler could readily touch its head without moving either foot or having to stretch forward. The dog must not touch the handler or sit between the handler's feet.

On judge's order the handler will give command or signal to Finish and the dog must go smartly to the Heel position and Sit. The manner in which the dog finishes shall be optional with the handler provided that it is prompt and that the dog Sit straight at Heel.

### 3.11 Recall, Scoring

A dog must receive a score of non-qualifying (NQ) for the following: not Staying without additional command or signal, failure to "Come" on the first command or signal, moving from the place where left before being called or signaled, not sitting close enough so that the handler could readily touch its head without stretching or moving either foot.

Substantial deductions shall be made for a slow response to the Come, varying with the extent of the slowness; failure of the dog to come at a brisk trot or gallop; for the dog's standing or lying down instead of waiting in the Sit position; for failure to Sit in Front; failure to Finish or Sit at Heel; or for an extra command or signal to Sit or Finish.

Minor to substantial deductions shall be made depending on the specific circumstances in each case for failure to come directly in to the handler.

Minor deductions shall be made for slow or poor "Sits" or for "Finishes" which are not prompt or smart, for touching the handler on coming in or while finishing, and for sitting between the handler's feet.

### 3.12 Group Exercises

The principal feature of the group exercises is that the dogs remain in the position required. Orders are: "Sit your dogs" or "Down your dogs," "Leave your dogs," and "Back to your dogs."

Groups in the ring for Group Exercises must include no more than seven (7) dogs in Novice spaced a minimum of 6' apart and no more than ten (10) dogs in Open spaced a minimum of 4' apart and positioned 4' off any adjacent ring gates in both levels. If there are more than 7 dogs in Novice or 10 dogs in Open competing, the judge will divide the class into approximately equal sections. At the discretion of the judge, groups for Novice A and B and for Open A and B can be combined or separated. However, when Open B orders III and V are used, Open B groups cannot be combined with other classes. The dogs will be lined up in catalog order along one side of the ring. In Novice, dogs will be on a six (6) foot leash during the group stays. Each handler will leave the leash attached to the collar and lay the rest of the leash and their armband - weighted, if necessary - in between the dog and the handler. In Open, each handler will remove the leash and place the leash and their armband, weighted as necessary, behind their dog. The judge should stand so that he can see all the dogs and all the handlers without having to turn around. (Effective June 1, 2019)

A dog may earn a qualifying score even if it is the only dog participating in the Group Exercises.

The person who handles the dog in the individual exercises must also handle that dog in the Long Sit and Long Down unless the person handled more than one dog in the class and the class will only have one group of stays. If this occurs, the owner must have additional handlers standing by to handle the additional dog(s) during the Group Exercises.

When the last Group Exercise has been completed and the judge has said, "Exercise Finished," Novice handlers must pick up the leash; Open handlers must leash their dogs. Dogs must be kept under control while exiting the ring.

Dogs moving from the place where they were left in the first group exercise shall be excused from the remaining group exercise.

**LONG SIT:** Novice dogs are required to sit for one minute. The dogs must be in heel position either standing or sitting beside their handler. The judge will ask if everyone is ready. Upon command from the judge to "Sit Your Dogs," the handlers will command and/or signal their dogs to sit. On the command, "Leave your dogs," handlers will place their leashes on the ground between themselves and their dog, command and/or signal their dogs to stay, walk directly across the ring, and then turn and face their dogs. On the command, "Back to your dogs," handlers will walk back to and around their own dogs counterclockwise to heel position. The judge shall not give the order "Exercise Finished" until the handlers have returned to the heel position. Dogs will remain in position until the judge commands, "Exercise Finished." Time begins when the judge commands, "Leave your dogs." After one minute, timing ends, at which time the judge will command, "Back to your dogs."

**LONG DOWN:** This exercise is performed exactly like the long sit with these exceptions. Novice dogs are required to down for ~~three~~ **two** minutes. (Effective June 1, 2019) The judge will order, "Down your dogs," instead of "Sit your dogs." The dogs must lie down instead of sit. Dogs must be facing directly across the ring. Dogs will remain in position until the judge commands, "Exercise Finished", and the handler will then pick up their leash.

### 3.13 Group Exercises, Scoring

During these exercises the judge shall stand in such position that all the dogs are in his line of vision, and where he can see all the handlers in the ring without having to turn around.

Scoring of the exercises will not start until after the judge has ordered the handlers to leave their dogs, except for such things as rough treatment of a dog by its handler or resistance by a dog to its handler's attempts to make it sit or lie down. These shall be penalized substantially; in extreme cases the dog may be excused.

A dog may earn a qualifying score even if it is the only dog participating in the Group Exercises.

A handler whose dog assumes a position in such a manner that it could interfere with an adjacent competing dog shall be required to reposition his dog and shall also be substantially penalized; in extreme cases the dog may be excused.

A score of non-qualifying (NQ) is required for the following: the dog's moving at any time during either exercise a substantial distance away from the place where it was left, or going over to any other dog, or staying on the spot where it was left but not remaining in whichever position is required by the particular exercise until the handler has returned to the "Heel" position, or repeatedly barking or whining.

A substantial deduction shall be made for a dog that moves even a minor distance away from the place where it was left or that barks, or whines only once or twice or that changes its position after the handler has returned to the heel position and before the judge has given the order "Exercise finished." Depending on the circumstance, a substantial or minor deduction shall be made for touching the dog or its collar in getting the dog into the "down" position.

When dogs have been released from their sit and down position after the judge says, "Exercise Finished," Substantial or minor deductions may be made for misbehavior on overly exuberant releases. Any dog that interferes with another dog shall be excused from the class.

## 4 Open

### 4.1 Introduction and General Information

There are two titles offered in Open level obedience. Companion Dog Excellent (CDX) and Open Dog Excellent (ODX). A dog may enter ONLY one of these per trial. A dog may earn CDX and ODX. Clubs must offer both CDX and ODX at all sanctioned trials. Once the CDX or ODX title is earned, a dog may move up to Utility.

Veteran Dogs (those 7 years and older) may, at their handler's discretion, jump two (2) or four (4) inches lower than the specified height (see the Reference Sheet, pg.8, for specified jump heights) in the Class Division of Open A or Open B in both CDX and ODX. Before the start of any Open class, the obedience show/trial secretary shall check the date of birth on the entry form and mark "V" on the judge's book next to the number of each dog eligible to jump veteran heights. Veterans and non-veterans will compete collectively and equally for any class placements, awards, merit accruals or finals accreditation.

No dogs, veterans or non-veterans, may jump a height less than four (4) inches.

## 4.2 Companion Dog Excellent (CDX)

This class has the Open A and Open B Divisions as set forth below.

1. **Open A Division Class Eligibility and Exercises:** The Open A class shall be for any dogs that have earned the CD title from ASCA but have not earned the ASCA ODX or CDX title. Each dog must be handled by its owner or by a member of the owner's household or immediate family. The same person who handles the dog in the individual exercises must handle the dog in the group exercises. However, if a person has handled more than one dog in the individual exercises that will participate in the group exercises, that person must provide a handler for the additional dog when judged in the same group. The additional handler for the group exercises need not be a member of the owner's household or immediate family. No dog may be entered in both the Open A and Open B classes at any one trial. A dog may continue to be shown in Open A for 180 days following notification by three (3) judges, two (2) of whom are different, that it has completed the requirements for the Open title. After the 180-day grace period is over, the team must move to any division B Open, or another class for which they are eligible. Failure to move on will result in the loss of all wins, placements, scores, prizes, etc. which were earned after the grace period. Once an Open A dog enters Utility, it can no longer enter Open A. No dog may be entered in Open A and Utility at the same trial. Five mandatory Individual Exercises are as set forth in Section 6 and shall be done in the order set forth in Section 4. Group Exercises shall be done as set forth in Section 7.
2. **Open B Division Class Eligibility and Exercises:** The Open B class shall be for dogs that have earned the CD, CDX, or ODX title from ASCA and may show in this class after earning their Open or Utility title from ASCA. Dogs in this class may be handled by the owner or any other person. Owners may enter more than one (1) dog in this class. Five mandatory Individual Exercises are as set forth in Section 6 and shall be done in the order set forth in Section 5. Group Exercises shall be done as set forth in Section 7.
3. **CDX Title:** The title of CDX shall be awarded after the dog has acquired three qualifying scores, two of which must be under two different judges.
4. **Special Awards, Finals and Merits:** This class is eligible for Finals Points, High in Trial, and High Combined. This class is eligible for any applicable optional awards. Please refer to Chapter 1, Section 16 for Merit accreditation for dogs competing for a CDX title in either the A or B division.

## 4.3 Open Dog Excellent (ODX)

This class has the Open A and Open B Divisions as set forth below.

1. **Open A Division Class Eligibility:** The Open A class shall be for any dogs that have earned the CD title from ASCA but have not earned the ASCA ODX or CDX title. Each dog must be handled by its owner or by a member of the owner's household or immediate family. No dog may be entered in both the Open A and Open B classes at any one trial. A dog may continue to be shown in Open A for 180 days following notification by three (3) judges, two (2) of whom are different, that it has completed the requirements for the Open title. After the 180-day grace period is over, the team must move to any Open B division, or another class for which they are eligible. Failure to move on will result in the loss of all wins, placements, scores, prizes, etc. which were earned after the grace period. Once an Open A dog enters Utility, it can no longer enter Open A. No dog may be entered in Open A and Utility at the same trial. Five mandatory Individual Exercises shall be done as set forth in Section 6 and in the order set forth in Section 4. Directed Open Exercise (DOE) 1 and Directed Open Exercise (DOE) 2 shall be done as set forth in Section 8.
2. **Open B Division Class Eligibility:** The Open B class shall be for dogs that have earned the CD, CDX, or ODX title from ASCA. A dog may continue to show in this class after earning their Open or Utility title from ASCA. Dogs in this

class may be handled by the owner or any other person. Owners may enter more than one (1) dog in this class. Five mandatory Individual Exercises shall be done as set forth in Section 6 and in the order set forth in Section 4. Directed Open Exercise (DOE) 1 and Directed Open Exercise (DOE) 2 shall be done as set forth in Section 8.

3. **ODX Title:** The title of ODX shall be awarded after the dog has acquired three (3) qualifying scores, two (2) of which must be under two (2) different judges.
4. **Special Awards, Finals and Merits:** This class is eligible for Finals Points, High in Trial, and High Combined. This class is eligible for any applicable optional awards. Please refer to Chapter 1, Section 16 for Merit accreditation for dogs competing for an ODX title in either the A or B division.

#### 4.4 Order of Individual Exercises for Open A Divisions

The Long Sit and the Long Down may be done either before or following the individual exercises as per Chapter 1, Section 2.2. Directed Open Exercises are always done last.

1.	Heel Free and Figure Eight	40 points
2.	Drop on Recall	30 points
3.	Retrieve on Flat	20 points
4.	Retrieve Over High Jump	30 points
5.	Broad Jump	20 points
6.	Long Sit or DOE 1	30 points
7.	Long Down or DOE 2	30 points
	Maximum Total Score	200 points

#### 4.5 Order of Individual Exercises for Open B Divisions

The judge shall select one of the orders of exercises from the sheets provided by the host club and post it at ringside at least thirty (30) minutes before the class is scheduled to begin. If there is only a start time for the trial, it shall be posted thirty (30) minutes before the trial is scheduled to begin. Each judge will use Orders I through V equally in their assignments.

Long Sit and Long Down may be done either before or following the individual exercises as per Chapter 1, Section 2.2. Directed Open Exercises are always done last.

OPEN B I			OPEN B II		
1.	Heel Free and Figure Eight	40 points	1.	Drop on Recall	30 points
2.	Drop on Recall	30 points	2.	Broad Jump	20 points
3.	Retrieve on the Flat	20 points	3.	Heel Free and Figure Eight	40 points
4.	Retrieve over High Jump	30 points	4.	Retrieve on the Flat	20 points
5.	Broad Jump	20 points	5.	Retrieve over High Jump	30 points
6.	Long Sit or DOE 1	30 points	6.	Long Sit or DOE 1	30 points
7.	Long Down or DOE 2	30 points	7.	Long Down or DOE 2	30 points
	Maximum Total Score	200 points		Maximum Total Score	200 points
OPEN B III			OPEN B IV		
1.	Retrieve on the Flat	20 points	1.	Retrieve over High Jump	30 points
2.	Figure Eight and Heel Free	40 points	2.	Retrieve on the Flat	20 points
3.	Retrieve over High Jump	30 points	3.	Broad Jump	20 points
4.	Broad Jump	20 points	4.	Drop on Recall	30 points
5.	Drop on Recall	30 points	5.	Heel Free and Figure Eight	40 points
6.	Long Down or DOE 1	30 points	6.	Long Sit or DOE 1	30 points
7.	Long Sit or DOE 2	30 points	7.	Long Down or DOE 2	30 points
	Maximum Total Score	200 points		Maximum Total Score	200 points

<b>OPEN B V</b>		
1.	Broad Jump	20 points
2.	Retrieve over High Jump	30 points
3.	Drop on Recall	30 points
4.	Figure Eight and Heel Free	40 points
5.	Retrieve on the Flat	20 points
6.	Long Down or DOE 1	30 points
7.	Long Sit or DOE 2	30 points
	Maximum Total Score	200 points

## 4.6 Five Mandatory Individual Exercises for CDX and ODX

### 4.6.1 Heel Free and Figure Eight, Performance and Scoring

This exercise shall be executed in the same manner as the Novice Heel on Leash and Figure Eight exercise, except that the dog is off-leash. Orders and scoring are the same as in the Novice Heel on Leash and Figure Eight.

### 4.6.2 Drop on Recall

The principal features of this exercise, in addition to those listed under the Novice Recall, are the dog's prompt response to the handler's command or signal to "Drop," and the dog's remaining in the down position until again called or signaled to come. The dog will be judged on the promptness of its response to command or signal and not on the proximity to a designated point.

Orders for the exercise are "Leave your dog," "Call your dog," a signal to "Drop the dog," another "Call your dog," and "Finish." The judge's signal must be clear to the handler but not obvious or distracting to the dog.

On order from the judge, the handler may give command and/or signal for the dog to stay in the sit position while the handler walks forward about thirty-five (35) feet to the other end of the ring, then shall turn and stand in a natural manner facing the dog. On the judge's order or signal, the handler shall give command or signal to come and the dog must start directly in at a brisk trot or gallop. On the judge's arm or hand signal, the handler shall give command or signal to drop and the dog must immediately drop completely to the down position, where it must remain until, on the judge's order or signal, the handler again commands or signals the dog to come. The dog must complete this exercise as in the Novice Recall.

### 4.6.3 Drop on Recall, Scoring

All applicable penalties listed under the Novice Recall shall apply. In addition, a score of non-qualifying (NQ) is required for a dog that does not drop completely to the down position on a single command or signal, and for the dog that drops but does not remain down until called or signaled.

Substantial deductions, varying with the extent, even to the point of an NQ, shall be made for delayed or slow response to the handler's command or signal to drop, for delay or slowness to drop and for slow response to either of the recalls.

### 4.6.4 Retrieve on the Flat

The principal feature of this exercise is that the dog retrieves promptly. Orders are "Throw It," "Send your dog," "Take it," and "Finish."

The handler shall stand with the dog sitting in heel position in a place designated by the judge. On order, "Throw it," the handler shall give command and/or signal to stay and throw the dumbbell a distance of at least twenty (20) feet. The signal may not be given with the hand that is holding the dumbbell. On order to send the dog, the handler shall give command or signal to retrieve.

The retrieve shall be executed at a brisk trot or gallop, the dog, going directly to the dumbbell, retrieving it and returning directly to the handler without any unnecessary mouthing or playing. To deliver the dumbbell the dog must sit straight, centered immediately in front of the handler's feet, close enough that the handler can readily take the dumbbell without moving either foot

or having to stretch forward. The dog must not touch the handler nor sit between the handler's feet. On orders from the judge to take it, the handler shall give command or signal and take the dumbbell.

The "Finish" shall be executed as in the Novice Recall.

The dumbbell which must be approved by the judge, shall be made of one or more solid pieces of one of the heavy hardwoods, or of a rigid or semi-rigid firm, non-toxic, non-wooded material, similar in size, shape, color and weight to a wooden dumbbell. Metal dumbbells are not permitted. Dumbbells shall not be hollowed out. It may be unfinished, or coated with a clear finish, or may be of any color. It shall have no decorations or attachments but may bear an inconspicuous mark for identification. The size of the dumbbell shall be proportionate to the size of the dog. The judge shall require the dumbbell to be thrown again before the dog is sent if, in his opinion, it is thrown less than twenty (20) feet, too far to one side, or too close to the edge of the ring.

#### 4.6.5 Retrieve on the Flat, Scoring

A dog that fails to go out on the first command or signal or goes to retrieve before the command or signal is given, or fails to retrieve, or does not return with the dumbbell sufficiently close so that the handler can easily take the dumbbell as described above, must be scored non-qualifying (NQ).

Substantial or minor deductions, depending on the extent, shall be made for slowness in going, returning, or picking up the dumbbell, for not going directly to the dumbbell, for mouthing, playing with, or dropping the dumbbell, and for reluctance or refusal to release the dumbbell to the handler. All other applicable penalties listed under the Novice Recall shall apply.

#### 4.6.6 Retrieve over High Jump

The principal features of this exercise are that the dog goes out over the jump, picks up the dumbbell and promptly returns with it over the jump. Orders are "Throw it," "Send your dog," "Take it," and "Finish."

This exercise shall be executed in the same manner as the Retrieve on the Flat, except that the dog must clear the High Jump both going and coming. The handler must stand eight (8) feet, or any reasonable distance beyond eight (8) feet, from the jump, must remain in the same spot throughout the exercise, and must throw the dumbbell at least eight (8) feet beyond the jump.

No dog shall jump less than four (4) inches or more than thirty-six (36) inches. REFER TO THE REFERENCE SHEET for detailed jump heights for all breeds. Handlers requesting their dogs jump more than the minimum required height shall neither be penalized nor receive extra consideration.

The jumps may be preset by the stewards based on the handler's advice as to the dog's height. The judge must make certain that the jump is at least the minimum required for each dog and must also be aware that the jump shall be set at a higher height if requested by the handler. The judge may, at his/her discretion, verify the height of any dog at the withers.

The side posts of the High Jump shall be four (4) feet high and may be made of metal, wood or wood like material. The jump shall be five (5) feet wide and shall be so constructed as to provide adjustment for each two (2) inches from eight (8) four (4) inches to thirty-six (36) inches. It is suggested that the jump have a bottom board four (4) inches high including the space from the bottom of the board to the ground or floor, together with three (3) eight (8) inch boards, one (1) four (4) inch board, and one (1) two (2) inch board. A six (6) inch board may also be provided. Boards may be made of any rigid material. The Boards must be able to stack upon each other. The Boards must slide into or over the uprights. The Boards cannot be attached to the side posts, with the exception of the bottom board.

No interlocking boards allowed. The jump shall be painted a flat white. The height in inches, and nothing else, shall be painted in black two (2) inch figures, and the figure on the bottom board representing the distance from the ground to the top of the board. If the high jump is made of material other than wood, it must weigh the same as if it was made of wood. (This is to keep the jump from falling over in a wind and/or if the dog taps the jump in going over it.) The weight requirement may be waived if the jump set is commercially made.

## 4.6.7 Retrieve over High Jump, Scoring

Scoring of this exercise shall be as in Retrieve on the Flat. In addition, a dog that fails, either going or returning, to go over the full height of the jump, or that climbs or uses the jump for aid in going over, must be scored non-qualifying (NQ). Minor or substantial deductions, depending on the specific circumstances in each case, shall be made for the dog that touches the jump in going over or displays any hesitation or reluctance to jump. All appropriate penalties for the Retrieve on the Flat apply.

## 4.6.8 Broad Jump

The principal features of this exercise are that the dog stays where left until directed to jump and that the dog clears the jump on a single command or signal. Orders are "Leave your dog," "Send your dog," and "Finish."

The judge will ask the handler what method he/she will use to complete the exercise. The handler will respond with either "at the jump" or "beyond the jump."

The handler who responds "at the jump" will stand with the dog sitting in the heel position in front of and at least eight (8) feet from the jump. On order from the judge to "Leave your dog," the handler will give the dog the command and/or signal to stay and go to a position facing the right side of the jump, with their toes about two (2) feet from the jump, anywhere between the lowest edge of the first hurdle and the highest edge of the last hurdle. On order from the judge, the handler shall give the command or signal to jump and the dog shall clear the entire distance of the Broad Jump without touching and, without further command or signal, immediately return to a sitting position in front of the handler as in the Novice Recall. If using the "at the jump" method, the handler shall change position by executing a right-angle turn while the dog is in midair but shall remain in the same spot thereby having the dog execute a 180-degree turn. The dog must sit and finish as in the Novice Recall.

The handler who responds "beyond the jump" will start the exercise as described above but will continue about ten (10) feet beyond the end of the last hurdle, standing at the same distance from the line of the jump and facing the same direction as in the "at the jump" method. On order from the judge, the handler shall give the command or signal to "jump" and the dog will perform the jump as described above. The handler will not pivot and will remain motionless. The dog will come to front performing a 90-degree turn. The dog must sit and finish as in the Novice Recall.

The Broad Jump shall consist of four (4) hurdles, built to telescope for convenience, made of boards about eight (8) inches wide, the largest measuring about five (5) feet in length and (6) inches high at the highest point, all painted a flat white. The boards for the hurdles may be made of metal, wood or wood like material. If the hurdles are made of material other than wood, they must weigh the same as if they were made of wood. The weight requirement may be waived if the jump set is commercially made. When set up they shall be arranged in order of size and shall be evenly spaced so as to cover a distance equal to twice the height of the High Jump as set for the particular dog, with the low side of each hurdle and the lowest hurdle nearest the dog. The four (4) hurdles shall be used for a jump of forty-eight (48) inches to seventy-two (72) inches, three (3) for a jump of twenty-eight (28) inches to forty-four (44) inches, two (2) for a jump of sixteen (16) inches to twenty-four (24) inches, and one (1) for eight (8) inches. When decreasing the number of boards in the jump, the highest hurdle shall be removed first. It is the judge's responsibility to see that the distance jumped is that required by these Rules and Regulations for the particular dog.

## 4.6.9 Broad Jump, Scoring

A dog that fails to stay until directed to jump or refuses to jump on the first command or that fails to clear all boards must be scored non-qualifying (NQ). A minor or substantial deduction, depending on extent, shall be made for a dog touching any of the boards; whereas a dog must receive an NQ if it uses any of the boards as an obvious aid in jumping. Minor or substantial deductions, depending on the circumstances, shall be made for a dog that does not return directly to the handler or displays any hesitation or reluctance to jump. All other appropriate penalties listed under the Novice Recall shall apply.

## 4.7 Group Exercises (Long Sit and Long Down) – FOR ONLY CDX

The Group Exercises, Long Sit (30 Points), and Long Down (30 Points) shall be done only by those entered in the Companion Dog Excellent (CDX) class.



## 4.7.1 Group Exercises

For the long sit and down, Open dogs will be brought into the ring in catalogue order with a maximum of 10 dogs in a group. Open A and Open B stay groups may be combined unless Order III or Order V are being used for Open B. Those two orders require that the down be performed before the sit. The dogs shall be lined up approximately 4 feet out from the long side of the ring, with a minimum distance of four feet (4') between each dog and positioned 4' off any adjacent ring gates. Handlers are instructed to remove their armbands and leashes and place them on the ground behind their dog.

Open dogs are required to sit for three minutes and to down for five minutes. When the judge commands, "Leave your dogs," the handlers must cross to the opposite side of the ring, then leave in a single file, and go completely out of the dogs' sight. After the judge has commanded or signaled to the steward for the handlers to return, the handlers will follow the steward back into the ring in reverse order, and line up to face their dogs at the opposite side of the ring, before the judge commands, "Back to your dogs." The judge shall stand in such a position that he can see all the handlers leaving and returning to the ring, as well as all of the dogs, without having to turn around.

## 4.7.2 Group Exercises, Scoring

During these exercises the judge shall stand in such position that all the dogs are in his line of vision, and where he can see all the handlers in the ring without having to turn around.

Scoring of the exercises will not start until after the judge has ordered the handlers to leave their dogs, except for such things as rough treatment of a dog by its handler or resistance by a dog to its handler's attempts to make it sit or lie down. These shall be penalized substantially; in extreme cases the dog may be excused.

A dog may earn a qualifying score even if it is the only dog participating in the Group Exercises.

A handler whose dog assumes a position in such a manner that it could interfere with an adjacent competing dog shall be required to reposition his dog and shall also be substantially penalized; in extreme cases the dog may be excused.

A score of non-qualifying (NQ) is required for the following: the dog's moving at any time during either exercise a substantial distance away from the place where it was left, or going over to any other dog, or staying on the spot where it was left but not remaining in whichever position is required by the particular exercise until the handler has returned to the "Heel" position, or repeatedly barking or whining. Any dog that moves substantially during the first part of the exercise must be excused.

A substantial deduction shall be made for a dog that moves even a minor distance away from the place where it was left or that barks or whines only once or twice or that changes its position after the handler has returned to the heel position and before the judge has given the order "Exercise finished." Depending on the circumstance, a substantial or minor deduction shall be made for touching the dog or its collar in getting the dog into the "down" position.

When dogs have been released from their sit and down position after the judge says, "Exercise Finished," Substantial or minor deductions may be made for misbehavior on overly exuberant releases. Any dog that interferes with another dog shall be excused from the class.

## 4.8 Directed Open Exercises (DOE) – FOR ONLY ODX

Prior to the start of the ODX Class, the judge shall mark the spot where the cone\* will be positioned during the Directed Open Exercises.

**Cone position:** The cone shall be placed three to six feet to the left or right of the direct path from dog to handler. It may be placed midway between the dog and the handler or up to six feet forward or backward from the midline. \*The cone should be approximately 12" high and solid in color. It is recommended that it be weighted.

**Optional Marking Procedure:** Once the cone is placed, the three-foot radius for the directed sit shall be determined by measuring 36 inches from the outside edge of the base of the cone in each quarter-hour direction (front, back and both sides). The quarter hours on the radius may be marked to allow the judge to more readily discern if the dog has met the requirements. The four-foot radius shall be determined by measuring 48 inches from the outside edge of the base of the cone and may be marked as described for the three-foot radius. A different color may be used for the three and four-foot radius marks if desired. Chalk or a similar substance may be used for marking. Outdoors, the use of golf tees and similar items is not recommended, but if used, the item must be pushed fully into the ground so that the top is flush with the ground for the safety of the dogs. It is recommended that clubs have a yardstick or other measuring device that can be used.

The Directed Open Exercises, DOE 1 (30 Points) and DOE 2 (30 Points) shall be done only by those entered in the Open Dog Excellent (ODX) class. The DOE are to immediately follow the five mandatory individual exercises. DOE 1 shall always be performed before DOE 2.

The Directed Open Exercises shall be performed down the longest length of the ring, which is usually fifty (50) feet. The jumps used in the individual exercises remain in place during the DOE. The handler shall stand with the dog sitting in heel position and their backs about five (5) feet from the short side ring barrier, which is usually forty (40) feet. They will face down the long length of the ring toward the opposite ring barrier. This starting position can be to the right or left side or be on the center line to accommodate the judge's chosen ring configuration. (See diagram for the three possible starting positions). **NOTE:** In the June 13, 2013 Rulebook, the Reference sheet on page six indicates that an Open ring can be 30 feet by 40 feet in some cases. In this ring, the "long" side is 40 feet. Should Open be held in a Utility ring that is 35 feet by 50 feet, the long side is 50 feet.

If the dog is non-qualifying and not in position to perform any remaining portion of the DOE without handler assistance, the judge will end the exercise by stating, "Exercise Finished," at which time the run will be completed.

#### 4.8.1 DOE 1 - Part A

The principal feature of DOE 1 A is that the dog remains where it is left until it is sent to the cone by its handler. Orders are "Leave your dog."

Upon order from the judge, the handler shall command and/or signal for the dog to stay, and then walk to the opposite end of the ring where the handler shall turn and stand facing the dog with arms hanging naturally at the side.

Once the handler is in position, the judge or steward shall place the cone. The judge shall then move to a position that will not impede the dog's work.

#### 4.8.2 DOE 1 - Part A, Scoring

A dog that is non-qualifying on either Part A or Part B shall be scored non-qualifying for DOE 1. A non-qualifying (NQ) score is required for a dog's failure to stay without an additional command or signal or for moving from the place where left before being directed to move. Minor or substantial deductions depending upon the extent shall be made for whining, sniffing, barking, or shuffling of front feet.

#### 4.8.3 DOE 1 - Part B

The principal features of DOE 1 B are that the dog goes promptly to the cone and sits within a three (3) foot radius of the cone. Orders are "Send your dog."

On order from the judge, the handler shall command and/or signal their dog to go to the cone. Without further order from the judge, the handler shall command and/or signal their dog to sit at any time, so the dog ends up sitting within a three (3) foot radius on any side of the cone without touching the cone. The dog is also permitted to go to the cone and sit automatically. Accidental contact with the cone with the tail or coat is permitted.

#### **4.8.4 DOE 1 - Part B, Scoring**

A non-qualifying (NQ) score is required for the dog's failure to respond to the first command and /or signal to go to the cone, failure to clearly move towards the cone, failure to either respond to the first command and/or signal to sit at the cone or failure to automatically sit at the cone, or failure to remain stationary in a sit until directed to move by the handler.

Minor to substantial deductions depending upon the extent shall be made for whining, sniffing, barking, touching the cone with any part of the body except the tail or coat, or for sitting partially outside the three (3) foot radius of the cone.

#### **4.8.5 DOE 2 - Part A**

The principal features of DOE 2 A are that the dog stand when directed and remain in place until directed to assume moving heel position. Orders are "Stand your dog."

Upon order from the judge to "Stand your dog," the handler is permitted to pivot and face their dog. The handler shall command and/or signal their dog to stand. After the dog stands, the handler is permitted to command and or signal the dog to stay.

#### **4.8.6 DOE 2 - Part A, Scoring**

If a dog has non-qualified on DOE 1 but is in position to perform DOE 2, it should perform and be scored for DOE 2. A non-qualifying (NQ) score is required for the dog's failure to stand, for the dog standing outside a four-foot radius of the cone, or for a dog moving major distance from the place where it stood at any time during the stand.

Minor to substantial deductions, depending upon the extent, shall be made for sniffing, barking, whining, touching the cone with any part of the body except the tail or coat, and/or moving a minor distance away from the place where it first stood.

#### **4.8.7 DOE 2 - Part B**

The principal features of DOE 2 B are that the dog remain in place until directed to assume moving heel position and that the dog heel promptly when directed. Orders are "Return and heel forward," and "Exercise Finished."

Upon order from the judge to "Return and heel forward," the handler is permitted to again command and/or signal their dog to stay if desired. The handler shall walk forward at a normal pace toward and then around their dog. The handler may leave any amount of space between themselves and their dog while returning and passing. It is permissible to have the cone in between dog and handler. After the handler has walked around the dog, he/she shall continue to walk at a normal pace without pausing when giving the command and/or signal to heel. The directive to heel may be given before passing, while passing or after passing the dog.

The dog must remain in a stand position within a four-foot radius of the cone until the handler directs the dog to heel. Once the handler gives the command and/or signal, the dog must move into heel position promptly. The moment the dog reaches heel position, the judge shall say "Exercise finished." Should the dog not assume heel position by the time the handler reaches the ring barrier, the judge shall call "Exercise finished."

#### **4.8.8 DOE 2 - Part B, Scoring:**

A non-qualifying (NQ) score is required if the dog fails to remain in the stand within the four-foot radius of the cone until it is directed by the handler to heel, if the dog never makes an attempt to go to heel position, or if the dog is unmanageable.

Substantial deductions, depending on the extent, shall be made for additional commands or signals to heel and failure of the handler to maintain a normal pace while walking behind, approaching, passing the dog or when the dog is falling into heel position and before the judge says, "Exercise finished."

Substantial or minor deductions, depending on the extent, shall be made if the dog touches the cone with any part of the body except the tail or coat, or if the dog has attempted but not assumed heel position by the time the handler reaches the ring barrier.

## 5 Utility

### 5.1 Introduction and General Information

A dog must have earned a CDX and/or ODX title from ASCA to enter Utility.

Veteran Dogs (those 7 years and older) may, at their handler's discretion, jump two (2) or four (4) inches lower than the specified height (see the Reference Sheet, p.8, for specified jump heights). Before the start of any Utility class, the obedience show/trial secretary shall check the date of birth on the entry form and mark "V" on the judge's book next to the number of each dog eligible to jump veteran heights. Veterans and non-veterans will compete collectively and equally for any class placements, awards, merit accruals or finals accreditation.

No dogs, veterans or non-veterans, may jump a height less than four (4) inches.

### 5.2 Utility A Class

The Utility A class shall be for any dogs that have earned the ASCA CDX and/or ODX title but have not earned the ASCA UD title. Each dog must be handled by its owner or by a member of the owner's household or immediate family. No dog may be entered in both the Utility A and Utility B classes at any one (1) trial.

A dog may continue to be shown in Utility A for 180 days following notification by three (3) judges, two (2) of whom are different, that it has completed the requirements for the UD title. After the 180-day grace period is over, the team must move to either Utility B or another class for which they are eligible. Failure to move on will result in the loss of all wins, placements, scores, prizes, etc., earned after the grace period. No dog shall be entered in Utility A at any one (1) trial if it is entered in the Utility B class.

### 5.3 Utility B Class

The Utility B class shall be for dogs that have won the CDX, ODX, or UD title from ASCA. Dogs with the UD title may continue to compete in this class. Dogs in this class may be handled by the owner or any other person. Owners may enter more than one (1) dog in this class.

### 5.4 Utility Exercises and Scoring

1.	Signal Exercise	40 points
2.	Scent Discrimination Article #1	30 points
3.	Scent Discrimination Article #2	30 points
4.	Directed Retrieve	30 points
5.	Moving Stand and Examination	30 points
6.	Directed Jumping	40 points
	Maximum Total Score	200 points

Utility B shall use one of the following orders of exercises:

UTILITY B I			UTILITY B II		
1.	Signal Exercise	40 points	1.	Scent Discrimination Article #1	30 points
2.	Scent Discrimination Article #1	30 points	2.	Scent Discrimination Article #2	30 points
3.	Scent Discrimination Article #2	30 points	3.	Moving Stand and Examination	30 points
4.	Directed Retrieve	30 points	4.	Signal Exercise	40 points
5.	Moving Stand and Examination	30 points	5.	Directed Jumping	40 points
6.	Directed Jumping	40 points	6.	Directed Retrieve	30 points
	Maximum Total Points	200 points		Maximum Total Score	200 points

UTILITY B III			UTILITY B IV		
1.	Directed Retrieve	30 points	1.	Moving Stand and Examination	30 points
2.	Directed Jumping	40 points	2.	Directed Retrieve	30 points
3.	Scent Discrimination Article #1	30 points	3.	Directed Jumping	40 points
4.	Scent Discrimination Article #2	30 points	4.	Scent Discrimination Article #1	30 points
5.	Signal Exercise	40 points	5.	Scent Discrimination Article #2	30 points
6.	Moving Stand and Examination	30 points	6.	Signal Exercise	40 points
	Maximum Total Points	200 points		Maximum Total Points	200 points
UTILITY B V					
1.	Directed Jumping	40 points			
2.	Signal Exercise	40 points			
3.	Moving Stand and Examination	30 points			
4.	Directed Retrieve	30 points			
5.	Scent Discrimination Article #1	30 points			
6.	Scent Discrimination Article #2	30 points			
	Maximum Total Points	200 points			

The Utility B judge shall select one of the orders of exercises from the sheets provided by the host club and post it at ringside at least thirty (30) minutes before the class is scheduled to begin. If there is only a start time for the show, it shall be posted thirty (30) minutes before the show is scheduled to begin. Each judge should attempt to use Orders I through V equally in his/her assignments.

## 5.5 UD Title

ASCA will issue a Utility Dog certificate to a dog with ASCA registration or a QTracker number and will permit the use of UD after its name, when it has received three (3) qualifying scores awarded by at least two (2) judges. A dog may earn a qualifying score even if it is the only dog competing.

## 5.6 Signal Exercise

The principal features of this exercise are the ability of dog and handler to work as a team while heeling, and the dog's correct responses to the signals to Stand, Stay, Drop, Sit, and Come. Orders are the same as in Heel on Leash and Figure Eight with the additions of "Stand your dog," which shall be given only when dog and handler are walking at normal pace, and "Leave your dog." The judge must use signals for directing the handler to signal the dog to Drop, to Sit, and to Come, in that sequence, and to Finish. Heeling in the Signal Exercise shall be done in the same manner as in Heel Free, except that throughout the entire exercise the handler shall use signals only and must not speak to his dog at any time. On order from the judge, "Forward," the handler may signal his dog to walk at heel and on specific order from the judge in each case, shall execute a Left turn, Right turn, About turn, Halt, Slow, Normal and Fast.

These orders may be given in any sequence and may be repeated as necessary, but the judge shall attempt to standardize the heeling pattern for all dogs in the class. On order from the judge, and while the dog is walking at heel, the handler shall signal his dog to Stand in the Heel position near one end of the ring. On further order, "Leave your dog," the handler shall signal his dog to Stay, go to the other end of the ring, and turn to face his dog. On separate and specific signals from the judge, the handler shall give his signals to Drop, to Sit, to Come and to Finish as in the Novice Recall. During the heeling part of this exercise the handler may not give any signal except when a command or signal is permitted in the Heeling exercises.

## 5.7 Signal Exercise, Scoring

A dog that fails, on a signal from the handler, to Stand or remain standing where left, or to Drop, or to Sit and Stay, or to Come, or that receives a command or audible signal from the handler to do any of these parts of the exercise, shall be scored non-

qualifying (NQ). Minor or substantial deductions depending on the specific circumstances in each case, shall be made for a dog that walks forward on the Stand, Drop or Sit portions of the exercise.

All the penalties listed under the Heel on Leash and Figure Eight and the Novice Recall exercises shall apply.

## 5.8 Scent Discrimination

The principal features of these exercises are the selection of the handler's article from among the other articles by scent alone, and the prompt delivery of the right article to the handler.

The judge will ask "Are you ready?" immediately prior to taking the article from the handler. The taking of the article from the handler will be considered to be the first order and scoring of the exercise will begin at that time. The remaining orders are "Send your dog," "Take it," and "Finish."

In each of these two exercises the dog must select by scent alone and retrieve an article that has been handled by its handler. The articles shall be provided by the handler and shall consist of two (2) sets, each comprised of five (5) identical objects not more than six (6) inches in length, which may be items of everyday use. The articles may be made of metal, leather, or wood. The handler will choose two (2) of these three (3) materials. The metal set shall be made entirely of rigid metal, the leather set shall be of such design that nothing, but leather is visible except for the minimum amount of thread or metal necessary to hold the object together, and the wood set shall be made entirely of one or more solid wood pieces. The articles in each set must be legibly numbered, each with a different number and must be approved by the judge.

The handler shall present ten (10) regulation articles to the judge. The judge, or, on order from the judge, the steward or handler will select one (1) article from each set. Only the handler will be allowed to touch the selected articles with his/her hands. The judge, steward, or handler will use a device of the judge's choosing (such as tongs) to remove the articles to be scented from the bag. The selected articles will be placed on the table, chair or other location designated by the judge that is readily accessible to the handler. In order to preserve the continuity of the run, the articles should be placed on the chair or table before the beginning of the run. The judge or steward will handle each of the remaining eight (8) articles, while randomly arranging them on the floor or ground about six (6) inches apart. The closest article should be about twenty (20) feet from the handler and dog. Before giving the command to send your dog, the judge must make sure that the articles are visible to the handler and dog and that they are far enough apart so that there will be no confusion of scent among the articles.

Handler and dog shall turn around after watching the judge or steward spread the articles and shall remain facing away from those articles until the judge has taken the handler's scented article and given the order, "Send your dog."

The handler may use either article first but must relinquish each one immediately when ordered by the judge. The judge shall make certain that the handler imparts his scent to each article only with his hands and that, between the time the handler picks up each article and time he gives it to the judge, the article is held continuously in the handler's hands which must remain in plain sight.

On order from the judge, the handler will immediately place his article on the judge's book or work sheet. The judge, without touching the article with his hands, will place it among those on the ground or floor. The judge will ask the handler what method he/she will use to send their dog for each article. The handler will respond with either, "send directly" or "after a sit." On order from the judge to "Send your dog," the handler may give their scent by extending the palm of one open hand in front of the dog's nose or gently touching the dog's nose, but the arm and hand must be returned to a natural position before turning to face the articles. The handler will then turn in place to send the dog by the method he/she has chosen. If it is to send directly, the handler will do a right about turn in place and may simultaneously give the command or signal to retrieve. The dog should not assume a sitting position but will go directly out to the articles with no further command from the handler. If it is after a sit, the handler may give the command or signal to heel and will turn in place either to the right or to the left to face the articles. The handler will halt with the dog sitting in the heel position. The handler will then give the command or signal for the dog to retrieve.

The dog shall go at a brisk trot or gallop directly to the articles. It may take any reasonable time to select the right article, but only provided it works continuously. After picking up the right article the dog shall return at a brisk trot or gallop and complete the exercise as in the Retrieve on the Flat.

These procedures shall be followed for both articles. Should a dog retrieve a wrong article in the first exercise, that article shall be placed on the table or chair. The correct article must be removed, and the second exercise shall be conducted with one (1) fewer article on the ground or floor.

If the scented articles are to be kept separate from the others at the end of the Scent Discrimination exercise, it is the responsibility of the handler to notify the steward.

## 5.9 Scent Discrimination, Scoring

Deductions shall be the same as in the Novice Recall and the Retrieve on the Flat. In addition, a dog that fails to go out to the group of articles, or retrieves a wrong article, or fails to bring the right article to the handler, must be scored non-qualifying (NQ) for the particular exercise. If the "after a sit" option is used, a dog who anticipates the command to retrieve must receive a non-qualifying (NQ) score. If the "send directly" option is used, any additional command to retrieve or a dog who sits after the turn must receive a non-qualifying (NQ) score.

Substantial deductions shall be made for a dog that picks up a wrong article, even though he puts it down again immediately, for any roughness by the handler in imparting his scent to the dog, and for the handler not turning in place. When using the "after the sit" method, there must be a substantial deduction for the handler giving the command to retrieve before the dog is sitting at heel, facing the articles.

Minor or substantial deductions, depending on the circumstances in each case, shall be made for a dog that is slow or inattentive, that does not go directly to the articles, or that does not work continuously and for any excessive motions by the handler in turning to face the articles. There shall be no penalty for a dog that takes a reasonably long time examining the articles provided the dog works smartly and continuously.

## 5.10 Directed Retrieve

The principal features of the exercise are that the dog stays until directed to retrieve, that it goes directly to the designated glove, and that it retrieves promptly. The orders for the exercise are "One", "Two," or "Three," "Take it," and "Finish." In this exercise, the handler will provide three (3) predominantly white, cotton work gloves, which must be open and must be approved by the judge. The handler will stand with his back to the unobstructed end of the ring with his dog sitting in the Heel position midway between and in line with the two (2) jumps. The judge or steward will then drop the three (3) gloves across the end of the ring, while the handler and dog are facing the opposite direction, one (1) glove in each corner and one (1) in the center, about three (3) feet from the end of the ring and for the corner gloves, about three (3) feet from the side of the ring. All three (3) gloves will be clearly visible to the dog and handler, when the handler turns to face the glove designated by the judge. There shall be no table or chair at this end of the ring.

The gloves shall be designated "One," "Two" and "Three" reading from left to right when the handler turns and faces the gloves. The judge will give the order "One" or "Two" or "Three." The handler then may give the command to Heel and turn in place, right or left to face the designated glove. The handler will come to a halt with the dog sitting in the Heel position.

The handler shall not touch the dog to get it into position nor must he reposition the dog. The handler will then give his dog the direction to the designated glove with a single motion of his left hand and arm along the right side of the dog and will give a verbal command to retrieve either simultaneously with or immediately following the giving of the direction. The dog shall then go directly to the glove at a brisk trot or gallop and retrieve it without unnecessary mouthing or playing with it, completing the exercise as in the Retrieve on the Flat.

The handler may bend his body and knees to the extent necessary in giving the direction to the dog, after which the handler will stand erect in a natural position with his arms at his sides.

The exercise shall consist of a single retrieve. Prior to the start of judging, the judge shall make the decision as to which glove will be assigned and post it ringside, at least thirty (30) minutes before the class is scheduled to begin. This glove will be the same for all handlers. If unanticipated conditions warrant it, (e.g. changing light or an unusual distraction adjacent to the assigned glove) the judge has the option of changing the glove mid-class. The glove change should be posted and announced to all subsequent competitors. Judges should rotate the assigned glove number for each judging assignment.

## 5.11 Directed Retrieve, Scoring

All applicable penalties listed under the Novice Recall and the Retrieve on the Flat shall apply. In addition, a score of non-qualifying (NQ) is required for any commands or signals by the handler, after turning, to position the dog to face the designated glove, for not going directly to the designated glove, or for not retrieving the glove.

Depending on the extent, a substantial deduction even to the point of non-qualifying (NQ) shall be made for not turning in place or not turning to face the designated glove.

Depending on the extent, substantial or minor deductions shall be made for a handler who over-turns or touches the dog or uses excessive motions while turning to face the glove.

## 5.12 Moving Stand and Examination

The principal features of the exercise are that the dog heel, stand and stay on command by the moving handler, accept the examination without shyness or resentment, and, on command, return to the handler.

Orders for the exercise are "Forward," "Stand your dog" given while the handler is walking, and "Call your dog to heel."

The handler stands with his dog sitting in the heel position at a point indicated by the judge. The judge asks, "Are you ready?" and orders "Forward." The handler commands or signals his dog to heel and walks briskly at a normal pace. After the handler has proceeded about ten (10) feet, the judge orders "Stand your dog." The handler, without pausing, commands and/or signals the dog to stand, continues forward ten-twelve (10-12) feet and, halts and turns to face his dog. The dog must stand and stay in position.

The judge approaches the dog from the front and examines the dog by going over it with his hands as in dog show judging except that in no circumstances shall the examination include the dog's mouth, tail or testicles.

The judge then orders "Call your dog to heel," whereupon the handler commands and/or signals the dog to return to the heel position. The dog immediately returns in a brisk manner to the proper heel position beside the handler.

## 5.13 Moving Stand and Examination, Scoring

A score of non-qualifying (NQ) is required for the following: A dog displaying fear or resentment, moving from the place where it was left, sitting or lying down before being called, growling or snapping at any time during the exercise, repeated whining or barking, the dog's failure to heel, stand and stay, accept the judge's examination, or return to the handler.

Substantial to minor deductions, depending on the circumstances, must be made for a dog that moves his feet repeatedly while remaining in place. All appropriate penalties of the Novice Heel Free, Stand for Examination and Recall exercises shall apply. Minor or substantial penalties, depending on extent, shall be made for the handler that changes the manner of walking or hesitates or pauses while giving the command and/or signal to stand, or if the dog fails to return briskly or sit properly in the heel position.



## 5.14 Directed Jumping

The principal features of this exercise are that the dog go away from the handler in the direction indicated, stop when commanded, jump as directed and return as in the Recall.

The orders are "Send your dog," "Bar" or "High," and "Finish."

The jumps shall be placed midway in the ring at right angles to the sides of the ring and eighteen (18) to twenty (20) feet apart, the Bar Jump on one side, the High Jump on the other. The judge must make certain that the jumps are set at the required height for each dog by following the procedure described in Retrieve over the High Jump.

The handler, from a position on the center line of the ring and about twenty (20) feet from the line of the jumps, shall stand with his dog sitting in the Heel position and on order from the judge shall command and/or signal his dog to go forward at a brisk trot or gallop to a point about twenty (20) feet beyond the jumps and in the approximate center.

When the dog has reached this point, the handler shall give a command to Sit; the dog must stop and sit with his attention on the handler but need not sit squarely.

The judge will designate which jump is to be taken first by the dog and shall order either "High" or "Bar" when designating either the High or Bar Jump. The handler shall command and/or signal the dog to return to him over the designated jump. While the dog is in midair the handler may turn so as to be facing the dog as it returns. The dog shall sit in front of the handler and, on order from the judge, finish as in the Novice Recall. The judge will say "Exercise Finished" after the dog has returned to the Heel position.

When the dog is again sitting in the Heel position the judge shall ask, "Are you ready?" before giving the order to send the dog for the second part of the exercise. The same procedure shall be followed for the second jump.

It is optional which jump the judge will first indicate, but both jumps must be taken to complete the exercise and the judge must not designate the jump until the dog is at the far end of the ring. The dog shall clear the jumps without touching them.

The height of the jumps shall be the same as required in the Open classes. The High Jump shall be the same as that used in the Open classes, and the Bar Jump shall consist of a bar, which may be made of any rigid material that is between two (2) and two and one-half (2 ½) inches square with the four (4) edges rounded sufficiently to remove any sharpness. The bar shall be painted a flat black and white in alternate sections of about three (3) inches each. The bar shall be supported by two (2) unconnected four (4) foot upright posts, which may be made of metal, wood or wood like material, about five (5) feet apart. The bar shall be adjustable for each two (2) inches of height from eight (8) inches to thirty-six (36) inches, and the jump shall be so constructed and positioned that the bar can be knocked off without disturbing the uprights. The bar will be weighted if made of material other than wood, so it is not dislodged any easier than if it was made of wood.

## 5.15 Directed Jumping, Scoring

A dog must receive a score of non-qualifying (NQ) for the following: anticipating the handler's command and/or signal to go out, not leaving the handler, not going out between the jumps, not stopping on command and remaining at least ten (10) feet beyond the jumps, anticipating the handler's command and/or signal to jump, not jumping as directed, knocking the bar off the uprights, and climbing or using the top of the High Jump for aid in going over.

Substantial deductions shall be made for a dog that stops or sits before the handler's command to sit, for a dog that fails to sit, for a dog that receives an additional command to sit after the dog has stopped, and for a dog that is obviously stopped by the ring barrier rather than the handler's command. Minor to substantial deductions shall be made, depending on degree, for a dog that turns on the go out before the command to sit. Depending on the extent of the deviation from a sit along the approximate center line of the ring and approximately 20 feet beyond the line of the jumps, minor to substantial deductions shall be made.

Substantial or minor deductions, depending on the extent, shall be made for slowness in going out or for touching the jumps, or for any display of hesitation or reluctance to jump.

## **6 Utility Dog Excellent**

### **6.1 Introduction and General Information**

A dog may not earn legs towards an ASCA Utility Dog Excellent title until the dog has earned the ASCA titles of Companion Dog Excellent (CDX) and Utility Dog (UD). A dog may not earn legs towards an ASCA Utility Dog Excellent-O title until the dog has earned the ASCA titles of Open Dog Excellent (ODX) and Utility Dog (UD).

There are two Utility Dog Excellent titles offered: UDX (dogs qualify via the CDX Open B class and the Utility B class) and UDX-O (dogs qualify via the ODX Open B class and the Utility B class). Dogs may earn both the UDX and the UDX-O titles.

### **6.2 Utility Dog Excellent UDX Title**

ASCA will issue a Utility Dog Excellent (UDX) certificate for each registered dog or dog with a QTracker number and permit the use of the letters "UDX" after the name of each dog that is certified as receiving qualifying scores at the same ASCA sanctioned obedience trial in both CDX Open B and Utility B a minimum of ten times. When a dog is certified as receiving qualifying scores at the same ASCA sanctioned obedience trial in both CDX Open B and Utility B a minimum of (20) twenty times, the UDX2 title will be awarded; a minimum of thirty (30) times, the UDX3 title will be awarded; and so forth.

### **6.3 Utility Dog Excellent UDX-O Title**

ASCA will issue a Utility Dog Excellent (UDX-O) certificate for each registered dog or dog with a QTracker number and permit the use of the letters "UDX-O" after the name of each dog that is certified as receiving qualifying scores at the same ASCA sanctioned obedience trial in both ODX Open B and Utility B a minimum of ten times. When a dog is certified as receiving qualifying scores at the same ASCA sanctioned obedience trial in both ODX Open B and Utility B a minimum of (20) twenty times, the UDX-O2 title will be awarded; a minimum of thirty (30) times, the UDX-O3 title will be awarded; and so forth.

## **7 Obedience Trial Champion**

### **7.1 Introduction and General Information**

There are two obedience trial champion titles: OTCH (dogs qualify via the CDX Open B class and the Utility B class) and OTCH-O (dogs qualify via the ODX Open B class and the Utility B class). OTCH points and OTCH-O points cannot be earned at the same trial. Handlers shall indicate on the obedience entry form for each trial whether they choose Utility class points to accrue towards the OTCH or the OTCH-O. The Business Office will track the score accrual for each eligible dog. Handlers are encouraged to keep their own records as well but will not be required to submit those records unless verification is required. Dogs may earn both the OTCH and the OTCH-O titles.

### **7.2 Obedience Trial Champion OTCH Title**

A total of one hundred (100) points must be earned. Points can only be accumulated after the dog has earned both the CDX and UD titles from ASCA. Points cannot be earned during the same trial in which the dog completes the UD title.

The dog must have one (1) score of 193 or higher from CDX Open B, one (1) score of 193 or higher from Utility B, and one (1) score of 195 or higher from either CDX Open B or Utility B. Only scores from CDX Open B and Utility B will qualify as points toward the OTCH title. Any dog that has met the qualification requirements for the OTCH will receive a certificate for the title and will be allowed to use the prefix "OTCH" before its name. Each additional time a dog is awarded the title of OTCH, the applicable number following the title may be added (such as OTCH2, OTCH3, and so forth).

## 7.3 Obedience Trial Champion OTCH-O Title

The requirements for the OTCH-O title are the same as for the OTCH title with the exceptions that points can only be accumulated after the dog has earned both the ODX and UD titles from ASCA and that all Open scores will be from the ODX Open B class in place of the CDX Open B class. Any dog that has met the qualification requirements for the OTCH-O will receive a certificate for the title and will be allowed to use the prefix "OTCH-O" before its name. Each additional time a dog is awarded the title of OTCH-O, the applicable number following the title may be added (such as OTCH-O2, OTCH-O3, and so forth).

## 7.4 Point Schedule for the OTCH and OTCH-O Titles

SCORE EARNED	POINTS EARNED	SCORE EARNED	POINTS EARNED
200	15	192	7
199 1/2	14 1/2	191 1/2	6 1/2
199	14	191	6
198 1/2	13 1/2	190 1/2	5 1/2
198	13	190	5
197 1/2	12 1/2	189 1/2	4 1/2
197	12	189	4
196 1/2	11 1/2	188 1/2	3 1/2
196	11	188	3
195 1/2	10 1/2	187 1/2	2 1/2
195	10	187	2
194 1/2	9 1/2	186 1/2	1 1/2
194	9	186	1
193 1/2	8 1/2	185 1/2	1/2
193	8	185	0
192 1/2	7 1/2		

Scores of 185 or lower will not earn points towards an OTCH or OTCH-O title.

## 8 Beginner Novice Optional Titling Class

### 8.1 Beginner Novice Class

The Beginner Novice Class is an optional titling class that clubs may choose to offer at obedience trials. The Beginner Novice Class shall be for dogs not less than six (6) months of age that have not earned an ASCA CDX or ODX title. Dogs in this class may also be entered at the same trial in the Regular Novice class and in any Non-Regular classes for which they are eligible as defined in these regulations.

A qualifying score in an Optional Titling class shall be the same as that in a Regular class as defined in these regulations by Chapter 1 Section 10: Qualifying Score. Ribbons and prizes for Optional Titling classes shall be the same as those in Regular classes as defined in these regulations by Chapter 1 Section 14: Obedience Ribbons and Chapter 1 Section 15: Ribbons and Prizes.

Scores and titles from Optional Titling classes shall not be applicable to High in Trial awards, Merit standings, Finals standings or Hall of Fame determinations.

### 8.2 Beginner Novice A Class

A dog entered in Beginner Novice A must be handled by someone who has never previously handled or regularly trained a dog that has earned a BN title or a CD title from any registry. The dog must be owned by the handler or by a member of the handler's

household or immediate family. A person may handle more than one (1) dog in this class. No dog may be entered in both the Beginner Novice A and Beginner Novice B classes at any one trial.

A dog may continue to be shown in Beginner Novice A for 180 days following notification by three (3) judges, two (2) of whom are different, that the requirements for a BN have been completed. After the 180-day grace period is over the team must move out of Beginner Novice A.

### 8.3 Beginner Novice B Class

A dog entered in the Beginner Novice B class may be handled by the owner or any other person. A person may handle more than one (1) dog in this class. No dog may be entered in both Beginner Novice A and Beginner Novice B classes at any one (1) trial. A dog that earns the BN title may continue to be shown in Beginner Novice B until it earns the ASCA CDX or ODX title.

### 8.4 Beginner Novice Title

ASCA will issue a Beginner Novice certificate to a dog with an ASCA registration, LEP number or an ASCA QTracker number and will permit the use of BN after its name, when it has received three (3) qualifying scores awarded by at least two (2) judges.

### 8.5 Beginner Novice Exercises and Scores

The exercises and maximum scores in the Beginner Novice classes:

<b>EXERCISES</b>	<b>MAXIMUM SCORES</b>
Heel on Leash	40 points
Figure Eight	40 points
Sit for Exam	40 points
Sit Stay	40 points
Recall	40 points
Maximum Total Score	200 points

### 8.6 Heel on Leash

The principal feature of this exercise is the ability of the dog and handler to work as a team. Orders for the exercise are "Forward" and "Exercise Finished." Rally signs will be used for this exercise and will be placed to the right of the handler's path except for those indicating a change in direction, in which case the sign will be directly in front of the team to aid in that change.

Signs to be used are "Right turn," "Left turn," "About turn," "Slow," "Normal," "Fast" and "Halt/Sit." The "Start" sign is optional. "Fast" signifies that the handler must run, and the handler and dog must move forward at a noticeably accelerated speed. Turn signs will be used only when the handler is to be moving at the normal pace. In executing the About turn, the handler will always do a right about turn.

Turn signs may be placed in any sequence and may be repeated. Two of each turn sign, as well as two "Normal" signs, must be available for the judge's use. The "Halt/Sit" sign will be used only once at the end of the exercise. The judge shall standardize the heeling pattern for all dogs in the class.

The dog must be on a six (6) foot leash. The leash may be held in either hand or both hands, providing the hands are held in a natural position. However, any tightening or jerking of the leash or any act, signal or command which in the judge's opinion gives the dog assistance shall be penalized with the exception that there will be no penalty for one-time verbal praise or encouragement.

The handler shall enter the ring with his dog on a loose leash and stand with the dog sitting in the Heel position. The judge shall ask if the handler is ready before giving the order, "Forward." The handler may give a command or signal to Heel and shall walk briskly and in a natural manner with his dog on a loose leash. The dog shall walk close to the left side of the handler without

swinging wide, lagging, forging or crowding. Whether heeling or sitting, the dog must not interfere with the handler's freedom of motion at any time. At the "Halt/Sit" sign, the handler will stop, and the dog shall sit straight and promptly in the Heel position without command or signal. The judge shall say, "Exercise finished," after this portion of the exercise.

## 8.7 Heel on Leash, Scoring

If a dog is unmanageable, or if its handler constantly controls its performance by tugging on the leash or adapts pace to that of the dog, the dog must be scored non-qualifying (NQ).

Minor deductions shall be made for additional commands or signals to heel and for failure of dog or handler to noticeably accelerate forward for the Fast or to noticeably decelerate speed forward for the Slow. Minor deductions shall be made for such things as lagging, heeling wide, forging, crowding, poor sits, failure to sit when handler halts, handler failing to walk at a brisk pace, occasional guidance with leash and other imperfections in heeling.

One-time verbal praise or encouragement during this exercise will not be discouraged or penalized. Some examples of allowable praise include "Good dog," "Yes," "Atta-boy," "Atta-girl," or "Nice work."

## 8.8 Figure Eight

The principal feature of this exercise is the ability of the dog and handler to work as a team. Orders for the exercise are "Forward," "Halt" and "Exercise finished."

The handler and dog will start from a position about equidistant from the two (2) stewards and facing the judge, with the dog sitting in heel position. Before starting the Figure Eight the judge shall ask if the handler is ready. Figure Eight signifies that on specific orders from the judge to "Forward" and "Halt", the handler shall walk briskly twice completely around and between the two (2) stewards, who shall stand eight (8) feet apart. The Figure Eight in the Beginner Novice classes shall be done on leash. The handler may choose to go in either direction. There shall be no About turn, Fast or Slow in the Figure Eight, but the judge must order at least one (1) Halt during and another Halt at the end of this portion of the exercise. After the final halt, the judge shall say, "Exercise finished."

## 8.9 Figure Eight, Scoring

Figure eight scoring is the same as for the Heel on Leash exercise.

## 8.10 Sit for Exam

The principal feature of this exercise is that the dog sits in position before and during the examination without displaying shyness or resentment. Orders are: "Sit your dog and leave when you are ready," "Back to your dog," and "Exercise finished."

This exercise is to be performed with the dog on a six-foot leash.

On order from the judge, the handler may command and/or signal to the dog to stay in the sit position. The handler will walk forward about six (6) feet to the end of the leash, turn around and stand facing the dog.

The judge shall approach the dog from the front and shall touch only the dog's head using the fingers and palm of one hand only. The judge shall then order, "Back to your dog," whereupon the handler shall walk around behind the dog and return to heel position. The handler may gather the leash at any time while returning to the dog. The dog must remain sitting until after the judge has said, "Exercise finished."

## 8.11 Sit for Exam, Scoring

The scoring of this exercise will not start until the handler has given the command and/or signal to stay, except for such things as rough treatment of the dog by its handler or active resistance by the dog to sitting. Either of these shall be penalized substantially.

A dog shall be scored non-qualifying (NQ) if it displays shyness or resentment, growls or snaps at any time, or stands or lies down before or during the examination.

Substantial deductions shall be made for any extra command or signal to stay.

Minor or substantial deductions, depending on the circumstance, shall be made for a dog that moves its feet at any time or stands or moves away after the examination has been completed.

Minor deductions shall be made for any tightening of the leash during the exercise.

## 8.12 Sit Stay - Handler Walks a T-Pattern

The principal feature of this exercise is that the dog remains in the sit position until the handler has returned to the dog. Orders for this exercise are "Sit your dog," "Leave your dog," and "Exercise finished."

Judges will indicate prior to the start of this class whether handlers are to turn left or right after leaving their dog and walking to the opposite side of the ring. All competitors in a class shall turn in the same direction.

The handler and dog will set up for this exercise as for the Novice Sit Stay, positioned four feet from the ring barrier behind them and approximately midway along it. The handler will stand with the dog sitting or standing in heel position. The leash shall remain attached to the dog's collar and will be dropped or placed on the ground between the dog and the handler. The judge will ask, "Are you ready?" Upon command from the judge to "Sit your dog," the handler will command and/or signal the dog to sit. Upon command from the judge to "Leave your dog," the handler will command and/or signal the dog to stay and walk a T-pattern as described below.

The handler shall walk to the opposite side of the ring, turning 90 degrees either right or left as indicated by the judge at the outset of the class. The handler will then walk to the corner of the ring, make an about-turn, walk to the opposite corner of the ring, make another about-turn, and continue walking until reaching a position opposite their dog. The handler will then turn 90 degrees and return to their dog, walking around behind the dog counterclockwise to heel position. Once the handler has returned to heel position, the judge will give the command "Exercise Finished." The dog will remain in position until the judge commands, "Exercise Finished."

## 8.13 Sit Stay, Scoring

Scoring of this exercise will not start until after the judge has ordered the handler to leave their dog, except for such things as rough treatment of a dog by its handler or resistance by a dog to its handler's attempts to make it sit. Either of these shall be penalized substantially. In extreme cases, the dog may be excused.

A score of non-qualifying (NQ) is required for the following: the dog's moving a substantial distance away from the place where it was left at any time during the exercise, for the dog not remaining in the sit position until the handler has returned to the heel position, or for repeated barking or whining.

A substantial deduction shall be made for a dog that moves even a minor distance away from the place where it was left, or that barks or whines only once or twice, or that changes its position after the handler has returned to the heel position and before the judge has given the order "Exercise finished."

Minor or substantial deductions, even to the point of a non-qualifying (NQ) score, will be made for any additional commands or signals to the dog after the handler has commanded and/or signaled the dog to stay.

## 8.14 Recall

The principal features of this exercise are that the dog stays where left until called by its handler and that the dog responds promptly to the handler's command or signal to come. Orders are: "Leave your dog," "Call your dog," and "Exercise finished." The leash is removed for this exercise and kept by the handler.

On order from the judge, the handler may command and/or signal to the dog to stay in the sit position. The handler will then walk forward about twenty-five (25) feet to a location specified by the judge where he/she shall turn and stand in a natural manner facing the dog. On judge's order or signal, the handler will command and/or signal for the dog to come. The dog must come directly in at a brisk trot or gallop and sit close enough that the handler could readily touch its head without moving either foot or having to stretch forward. The dog will not be required to finish. After the judge orders "Exercised finished," the handler will reattach the leash to the dog's collar.

One-time verbal praise or encouragement while the dog is coming to the handler will not be discouraged or penalized.

## 8.15 Recall, Scoring

A dog must receive a score of non-qualifying (NQ) for the following: not staying without additional command or signal, moving from the place where left before being called or signaled, not coming to the handler, coming to the handler after more than two commands and/or signals to come, or not coming close enough so that the handler could readily touch its head without stretching or moving either foot.

Minor or substantial deductions will be made for the handler's extra command or signal to come or to sit, for the dog's failure to come at a brisk trot or gallop, or for the dog's failure to sit.

Minor deductions will be made for slow or poor sits.

## 8.16 Ties

In case of ties for any prize in the Beginner Novice class, each dog shall be tested again, individually, by having it perform again the Beginner Novice Heel on Leash exercise. Should a tie not be broken by this method, each tied dog shall perform the entire Novice Heel on Leash exercise as performed in the Regular Novice class. The original score and any leg the team won shall not be changed regardless of the outcome of the run off. This includes, but is not limited to, events such as a dog fouling the ring.

## 8.17 Walk-Through

Prior to the start of the first Beginner Novice class, the judge will allow a brief walk-through of the heeling pattern for handlers from both the B and A classes without their dogs. The judge should be available in the ring during this period to point out the set-up location for all exercises, to state which direction the handlers should turn first on the sit stay exercise and to answer any questions the handlers might have. This session will probably take at most 10 minutes, depending on the size of the entry and the number of questions.

# 9 Graduate Novice Optional Titling Class

## 9.1 Graduate Novice Class

The Graduate Novice Class is an optional titling class that clubs may choose to offer at obedience trials. The Graduate Novice Class shall be for dogs not less than six (6) months of age. Dogs in this class may also be entered at the same trial in any other classes for which they are eligible as defined in these regulations. Dogs in this class may be handled by the owner or any other person. A person may handle more than one (1) dog in this class, but each dog must have a separate handler for the Group exercise when judged in the same group.

A qualifying score in an Optional Titling class shall be the same as that in a Regular class as defined in these regulations by Chapter 1 Section 10: Qualifying Score. Ribbons and prizes for Optional Titling classes shall be the same as those in Regular classes as defined in these regulations by Chapter 1 Section 14: Obedience Ribbons and Chapter 1 Section 15: Ribbons and Prizes.

Scores and titles from Optional Titling classes shall not be applicable to High in Trial awards, Merit standings, Finals standings or Hall of Fame determinations.

## 9.2 Graduate Novice Title

ASCA will issue a Graduate Novice (GN) certificate to a dog with an ASCA registration, LEP number or an ASCA QTracker number, and will permit the use of GN after its name, when it has received three (3) qualifying scores awarded by at least two (2) judges.

## 9.3 Graduate Novice Exercises and Scores

The exercises and maximum scores in the Graduate Novice class:

EXERCISES	MAXIMUM SCORES
Heel Free and Figure Eight	40 points
Drop on Recall	40 points
Retrieve on Flat	30 points
Dumbbell Recall over High Jump	30 points
Recall over Broad Jump	30 points
Group Exercise	30 points
Maximum Total Score	200 points

## 9.4 Heel Free and Figure Eight, Performance and Scoring

This exercise shall be executed in the same manner as the Novice Heel on Leash and Figure Eight exercise, except that the dog is off-leash. Orders and scoring are the same as in the Novice Heel on Leash and Figure Eight.

## 9.5 Drop on Recall, Performance and Scoring

This exercise shall be executed in the same manner as the Open Drop on Recall, except that the handler may give a command and/or signal to drop.

## 9.6 Retrieve on the Flat, Performance and Scoring

This exercise shall be executed in the same manner as the Open Retrieve on the Flat, except for the following two differences. The minimum distance the handler must throw the dumbbell will be ten (10) feet. To send the dog the handler may give a command and/or signal.

## 9.7 Dumbbell Recall Over High Jump

The principal features of this exercise are that the dog promptly takes the dumbbell from the handler, stays until directed to jump, and promptly comes to the handler over the jump holding the dumbbell. Orders are "Give your dog the dumbbell," "Leave your dog," "Call your dog," "Take it," and "Finish."

The handler shall stand with his dog sitting in heel position at least eight (8) feet, or any reasonable distance beyond eight (8) feet, from the jump. On order, "Give your dog the dumbbell," the handler shall give the dog the dumbbell to hold. On order, "Leave your dog," the handler will command and/or signal for the dog to stay in the sit position while the handler walks at least (8) feet beyond the other side of the jump and then turns and directly faces dog as in the Novice Recall. On the judge's order, the handler will command or signal the dog to jump. The dog must clear the high jump and come sit in front of the handler to deliver the dumbbell.



The high jump structure shall be the same as defined in the Open rules. Jump heights shall be the same as defined in the Open rules.

## **9.8 Dumbbell Recall Over High Jump, Scoring**

A dog that fails to take the dumbbell on the first command must be scored non-qualifying (NQ). Minor or substantial deductions, depending on the extent, shall be made for a dog that drops, plays with or mouths the dumbbell as the handler walks away. In addition, all applicable penalties for the Novice Recall, Open Retrieve on the Flat and Open Retrieve Over the High Jump shall apply.

## **9.9 Recall Over Broad Jump**

The principal features of this exercise are that the dog stays until directed to jump and promptly comes to the handler over the jump. Orders are "Leave dog," "Call your dog," and "Finish."

The handler shall stand with his dog sitting in heel position at least eight (8) feet, or any reasonable distance beyond eight (8) feet, from the jump. On order, "Leave your dog," the handler will command and/or signal for the dog to stay in the sit position while the handler walks at least (8) feet beyond the other side of the jump and then turns and directly faces dog as in the Novice Recall. On the judge's order, the handler will command or signal the dog to jump. The dog must clear the broad jump and come sit in front of the handler.

The broad jump structure and length shall be the same as defined in the Open rules.

## **9.10 Recall Over Broad Jump, Scoring**

All applicable penalties for the Novice Recall and Open Broad Jump shall apply.

## **9.11 Group Exercises (Two-Minute Long Sit or Three-Minute Long Down), Performance and Scoring**

Prior to the start of judging, the judge shall make the decision as to which position, sit or down, will be assigned and post it ringside, at least thirty (30) minutes before the class is scheduled to begin. Judges should use the sit and down position with the same frequency over time.

The Graduate Novice Group Exercise will be either a Sit or a Down and will be performed with handlers out of sight. It will be performed and scored as in the Open CDX Group Exercises, except that for the Sit, the judge will command or signal for the handlers to return after two minutes, and for the Down, the judge will command or signal for the handlers to return after three minutes.

# **10 Versatility Optional Titling Class**

## **10.1 Versatility Class**

The Versatility Class is an optional titling class that clubs may choose to offer at obedience trials. The Versatility Class shall be for dogs not less than six (6) months of age, capable of performing the Utility exercises. Dogs in this class may also be entered at the same trial in any Regular and/or Non-regular classes for which they are eligible as defined in these regulations. A dog entered in the Versatility class may be handled by the owner or any other person. A person may handle more than one (1) dog in this class. Each handler will provide a dumbbell, scent discrimination articles and directed retrieve gloves.

This class may be judged by anyone approved to judge Utility.

A qualifying score in an Optional Titling class shall be the same as that in a Regular class as defined in these regulations by Chapter 1 Section 10: Qualifying Score. Ribbons and prizes for Optional Titling classes shall be the same as those in Regular classes as defined in these regulations by Chapter 1 Section 14: Obedience Ribbons and Chapter 1 Section 15: Ribbons and

Prizes. Scores and titles from Optional Titling classes shall not be applicable to High in Trial awards, Merit standings, Finals standings or Hall of Fame determinations.

## 10.2 Versatility Title

ASCA will issue a Versatility Obedience Dog Title (VER) certificate to a dog with an ASCA registration, LEP number or an ASCA QTracker number, and will permit the use of VER after its name, when it has received three (3) qualifying scores awarded by at least two (2) judges. Each additional time a dog is certified as receiving three (3) qualifying scores awarded by at least two (2) judges, the applicable number following the title may be added (such as VER2, VER3, and so forth).

## 10.3 Selecting Versatility Orders

Prior to the start of judging, the judge will decide the order of exercises to be performed in this class and which glove will be retrieved if the combination includes the Directed Retrieve exercise. The order and glove number will be posted at the ring, at least thirty (30) minutes before the class is scheduled to begin. Judges should rotate the Versatility order and the assigned glove number for each judging assignment.

## 10.4 Versatility Exercises, Order and Scores

All exercises will be performed and judged as in the Regular classes. For this class, scent discrimination articles 1 and 2 will be considered as a single Scent Discrimination exercise. There will be no group exercises.

VERSATILITY ORDER I			VERSATILITY ORDER II		
1.	Heel Free/Figure 8	40 points	1.	Signal Exercise	40 points
2.	Directed Retrieve	30 points	2.	Broad Jump	30 points
3.	Retrieve Over High Jump	30 points	3.	Moving Stand	30 points
4.	Directed Jumping	40 points	4.	Retrieve on the Flat	30 points
5.	Drop on Recall	30 points	5.	Scent Discrimination	40 points
6.	Moving Stand	30 points	6.	Retrieve Over the High Jump	30 points
	Maximum Total Score	200 points		Maximum Total Score	200 points
VERSATILITY ORDER III			VERSATILITY ORDER IV		
1.	Retrieve on the Flat	30 points	1.	Broad Jump	30 points
2.	Directed Retrieve	30 points	2.	Scent Discrimination	40 points
3.	Signal Exercise	40 points	3.	Figure 8/Heel Free	40 points
4.	Retrieve Over the High Jump	30 points	4.	Directed Retrieve	30 points
5.	Drop on Recall	30 points	5.	Moving Stand	30 points
6.	Directed Jumping	40 points	6.	Retrieve on the Flat	30 points
	Maximum Total Score	200 points		Maximum Total Score	200 points
VERSATILITY ORDER V					
1.	Directed Jumping	40 points			
2.	Retrieve Over the High Jump	30 points			
3.	Recall	20 points			
4.	Scent Discrimination	40 points			
5.	Retrieve on the Flat	30 points			
6.	Signal Exercise	40 points			
	Maximum Total Score	200 points			

## 11 Non-Regular Classes

### 11.1 Ribbons and Prizes

A Qualifying score shall not be required for the awarding of ribbons and prizes in any Non-regular class.

### 11.2 Sub-Novice Class

The Sub-Novice Class shall be for dogs not less than six (6) months of age that have not been certified by a judge to have received a Qualifying score towards a CD title prior to the closing of entries. Dogs in this class may be handled by the owner or any other person. A person may handle more than one dog in this class, but each dog must have a separate handler for the Long Sit and Long Down exercise when judged in the same group. Dogs entered in Sub-Novice may not be entered in any other regular class held at the same show and on the same day.

Performance and judging shall be as in the Novice class with the exception of the Heel Free exercise.

The exercises and maximum scores in the Sub-Novice class:

EXERCISES	MAXIMUM SCORES
Heel on Leash and Figure Eight	40 points
Stand for Examination on Leash	30 points
Recall on Leash	30 points
Long Sit on Leash	30 points
Long Down on Leash	30 points
Maximum Total Score	160 points

**Heel on Leash and Figure Eight:** Shall be the same as in the Novice classes. The scoring for the exercise is the same as in the Novice classes.

**Stand for Examination on Leash:** The same as in the Novice classes but the dog is on leash, and the handler is at the end of a six (6) foot leash. The scoring of the exercises is the same as in the Novice class.

**Recall on Leash:** The same as in the Novice classes but the dog is on leash. The scoring for the exercise is the same as in the Novice class.

**Group Exercises:** Shall be the same as in the Novice classes. The scoring for the exercises is the same as in the Novice class. See Chapter 3, Section 3.13 Novice Group Exercises, Scoring for performance and scoring details.

### 11.3 Brace Class

The Brace class shall be for braces of dogs of the same breed that are eligible under these Rules and Regulations and capable of performing the Novice exercises. The dogs need not be owned by the same person but must be handled by one (1) handler. Dogs may be shown unattached or coupled (the coupling device to be not less than six (6) inches over- all length); whichever method is used must be continued throughout all exercises. A separate Official Entry Form must be completed in full for each dog entered.

Exercises, performances and judging shall be as in the Novice class. The brace should work in unison at all times. Either or both dogs in a brace may be entered in another class or classes at the same trial.

### 11.4 Seniors Class

The Seniors class shall be for dogs that have an obedience title and are seven (7) or more years old on the date of the trial. The exercises shall be performed and judged as in the Novice class. Dogs entered in the Seniors class may be entered in any regular class that they qualify to enter.

## 11.5 Wild Card Novice, Open and Utility Classes

These classes are for any dog that is capable of performing the Obedience exercises and that is eligible under the Obedience Regulations to compete in ASCA events. Owners may enter more than one dog, and dogs in these classes may be handled by the owners or any other person and may be entered in other classes at the trial.

**The exercises (Novice, Open, and Utility):** These exercises will be performed and judged according to ASCA Regulations as in the Regular class (Novice, Open, and Utility). These exercises will be performed in the same orders as the A class, except that verbal praise and encouragement during the exercises will not be discouraged or penalized. However, any additional commands to the dog will be penalized. Upon check-in at ringside, the handler will specify to the table steward which exercise the handler selects not to perform. This will be indicated on the entrant's score sheet. This choice, when presented to the judge, will excuse them from performing the specified exercise while receiving a perfect score for that exercise. The handler does not have to drop an exercise.

The exercises, maximum scores, and order of judging in the Wild Card Classes are as described in the ASCA Obedience Regulations.

## 11.6 Team Class

The team class shall be for teams of any four (4) dogs that are eligible under these Regulations. Five (5) dogs may be entered, one (1) to be considered an alternate for which no entry fee shall be required. However, the same four (4) dogs must perform all exercises. Dogs need not be owner-handled, need not be entered in another class at the same trial, and need not have obedience titles. A separate Official Entry Form must be completed in full for each dog entered.

There shall be two (2) judges, one (1) of whom will call commands while the other scores the teams' performances. The teams will be judged one at a time, except for the Long Sit and Long Down exercise, which shall be done with no more than four (4) teams (sixteen (16) dogs) in the ring.

The dogs on a team will perform the exercise simultaneously and will be judged as specified for the Novice class, except that a Drop on Recall will be used in place of the Recall exercise. In all exercises except the Drop on Recall, the teams have the option of executing the judge's commands on the team captain's repeat of the command.

In the Figure Eight portion of the Heel on Leash exercise, five (5) stewards will be used. The stewards shall stand eight feet apart in a straight line. One handler, with dog sitting in Heel position, shall stand about equidistant from each of two (2) stewards, all members of the team facing in the same direction. On orders from the judge, the team shall perform the Figure Eight, each handler starting around the steward on his left and circling only the two (2) stewards between whom he had been standing.

In the Drop on Recall exercise, the handlers will leave their dogs simultaneously on command of the judge. The dogs shall be called or signaled in, one at a time, on a separate command from the judge to each handler. The handler shall, without any additional command from the judge, command or signal his dog to Drop at a spot midway between the line of dogs and the handlers. Each dog shall remain in the Down position until all four (4) have been called and dropped, whereupon the judge shall give the command to call the dogs, which shall be called or signaled simultaneously. The Finish shall be done in unison on command from the judge.

Obedience Group Exercises shall be performed either first, before the individual exercises, or in groups of more than four (4) teams, as the individual exercises are completed, at the discretion of the host club, and so stated in the show/trial flyer or premium list.

## 11.7 Team Class, Scoring

Scoring of the Team class shall be based on the performance of the dogs and handlers' individually plus team precision and coordination. Each dog and handler will be scored against the customary maximum, for a team total of eight hundred (800) maximum available points. Individual dog's score need not be recorded.

The exercises and maximum scores:

EXERCISES	MAXIMUM SCORES
Heel on Leash	160 points
Stand for Examination	120 points
Heel Free	160 points
Drop on Recall	120 points
Long Sit	120 points
Long Down	120 points
Maximum Total Score	800 points

## 12 Honorary Titles

The title of Honor Dog will be accorded to any ASCA registered Australian Shepherd who receives a score of 195 or better in the first three (3) attempts toward any obedience title. Each team will be acknowledged for their achievement with their name and a picture in the Aussie Times.

To receive an Honor Dog title, the owner must notify the ASCA Business Office in writing listing dog's name, dog's registration number and information from each of the three obedience trials. This should include club, date, location, judge and score for each trial. The Business Office will send the owner an Honor Dog Certificate. To be acknowledged in the Aussie Times, the owner must send a photo with relevant information on the Honor Dog title to the editor.

## 13 Obedience Finals

### 13.1 Purpose of the Obedience Finals

The ASCA Obedience Finals competitions are designed to showcase ASCA's finest obedience dogs to the fancy by those breeders, owners and handlers who take pride in their contribution to the Australian Shepherd breed.

### 13.2 Purpose and Audience for this Document

The purpose of this document is to provide a reference for the Obedience Final Competitor and the Obedience Show Finals Chair as well as anyone interested in an overview of the ASCA Obedience Finals. We assume that the competitor is aware of and understands the ASCA Obedience rules.

### 13.3 Obedience Finals Supporting Documentation

The following rule books and forms are located on the ASCA web site in the following locations:

**Obedience Rules and Regulations:** <http://www.ASCA.org/Portals/0/obediencerules.pdf>

**National Specialty Hosting Rules:** <http://www.ASCA.org/Portals/0/NatSpecHostRules.pdf>

**Obedience Finals Entry Form:** <http://www.ASCA.org/Portals/0/obedfef.pdf>

### 13.4 Administrative Requirements

This section describes the basic requirement regarding the qualifications of the Obedience Show Finals Chair, Judges, Stewards and general site requirements.

#### 13.4.1 Obedience Show Finals Chair Requirements

- Obedience Show Finals Chair will be familiar with all aspects of hosting an obedience trial.

- Obedience Show Finals Chair will work with the ASCA Obedience Committee Chair, either by phone or email, to ensure all procedures and requirements are met.
- The Obedience Show Finals Chair will send a briefing letter to all the Finalists and Alternates for whom the ASCA Business Office has received Finals entries at least 10 days before the Finals. The letter may be emailed or sent through the mail. The letter will include relevant scheduling information and reminders.
- The Obedience Show Finals Chair and the ASCA Obedience Committee Chair or designated Committee member will meet with the Finals judges prior to the event to review all rules and scoring procedures used during the Finals competition.
- The Obedience Show Finals Chair will prepare the judges' books in the correct run order. It is recommended that the judges' books be completed once the exhibitor run order is finalized.
- The Obedience Show Finals Chair will ensure the ring stewards are ringside one (1) hour before the scheduled start time and will ensure both rings are set up and ready at least one (1) hour before the scheduled start time.

### 13.4.2 Judge Requirements

- The Obedience Show Finals Chair will hire judges who are knowledgeable of all ASCA Obedience rules and procedures.
- Judges for the Obedience Finals will not judge any other obedience trials held in conjunction with the National Specialty or Pre-show trials.

### 13.4.3 Steward Requirements

- The Obedience Show Finals Chair will find experienced obedience stewards - 3 per ring, a gate steward, a table steward and a ring steward. It is acceptable to have one inexperienced steward if the other two are experienced.
- The Host Club must make every effort to find experienced stewards to work during the Finals to ensure a smooth flowing event.
- The gate steward will make sure each team is ready to enter the ring when the judge is ready.
- The table steward is responsible for the paper work.
- The ring and gate stewards will set the jumps, act as posts for the Figure Eight exercise, hold the clipboard for the judge during the moving stand, set out scent articles and gloves for the retrieval exercises.
- The stewards will take the dog's leash from the handler in the ring and return the leash back to the handler in the ring.

### 13.4.4 Site and Ring Requirements

#### 13.4.4.1 *Warm-up Area*

The Host Club will make every effort to provide an area or spare ring for teams to use for warm-up.

#### 13.4.4.2 *Crating Area*

The Host Club will provide crating space for teams close to the rings. Ideally this space will be available to them the day before the Finals. If crating space is not available the day before, it will be available at least one (1) hour before the start of the Finals competition.

#### 13.4.4.3 *Ring Size and Matting*

- The ring sizes are 40' x 50' as per the obedience regulations found in Section 1.26.
- When the Finals are held indoors and space is a consideration, the ring size can be reduced to 35' x 50'.
- If the ring does not have traction or is slippery or otherwise considered a hazard to handlers or dogs, the ring must be fully matted. The judges will determine if mats are necessary and will notify the Obedience Show Finals Chair that corrective action must be immediately taken.
- If ring mats are used, the entire ring must be matted.
- The rings will be clean and ready to use Two (2) hours prior to the start of the Finals.
- Two full sets of regulation jumps are required.

- If the Finals are held outside on grass, and the grass is wet, the Host Club will supply sand to use around any jumps to ensure proper, safe footing. The judge will decide if the sand should be used.

## 13.5 Conducting the Obedience Finals

### 13.5.1 General

The Host Club will conduct the Obedience Finals in conjunction with the National Specialty each year. The ASCA Obedience Committee strongly suggests the Host Club not allow other obedience competitions on the same day as the Obedience Finals. The Obedience Finals should be the exhibitors' top priority on that day, and they are to be ringside when their class is run in order not to hold up the other exhibitors.

### 13.5.2 Finals Obedience Judges

There are two judges to judge each Finalist once in each ring, except for Super Dog, which is judged twice in each ring by each judge. The Obedience Show Finals Chair will plan a schedule to minimize any conflicts between runs between the two judges.

### 13.5.3 Timeframe

A short handler meeting will be scheduled before the start of judging to brief handlers on topics such as key differences between Finals and regular trials, scheduling details or last-minute changes, judge and steward introductions, and whatever judges want to share about how they run a ring. Attending the meeting will be optional for handlers.

The Finals will be held over the course of one day. Up to nine hours should be allowed for judging and for breaks for the judges. The Finals consists of two (2) runs each of Novice, Open CDX, Open ODX, and Utility plus four (4) runs of Super Dog.

### 13.5.4 Selecting Open, Utility and Super Dog Classes

The Obedience Show Finals Chair chooses the Open and Utility runs from the B class mixed orders and posts the class order ringside at least one (1) hour before the class begins. The Obedience Show Finals Chair verifies that a different run order be used for each ring in Open and Utility. The run order for Open and Utility classes are available in the ASCA Obedience Rules and Regulations, Chapter 4, Open and Chapter 5, Utility.

### 13.5.5 Division Details

#### Novice:

- One Novice class per ring
- Group stays take place first thing in the morning with staggered times for each ring

#### Utility:

- One Utility class per ring
- Utility B mixed orders used

#### Open CDX:

- One Open class per ring
- Open B mixed orders used
- Group stays take place first thing in the morning with staggered times for each ring

#### Super Dog:

- One Open class using Open B mixed orders
- NO group stay exercises and NO DOE exercises in Super Dog Open
- One Utility class using Utility B mixed orders
- One Super Dog mixed order class per ring using Super Dog Orders

#### Open ODX:

- One Open class per ring
- Open B mixed orders used

### 13.5.6 Selecting Open, Utility and Super Dog Orders

The Obedience Show Finals Chair chooses the Open and Utility runs from the B class mixed orders and posts the class order ringside at least one (1) hour before the class begins. The Obedience Show Finals Chair verifies that a different run order be used for each ring in Open and Utility. The run order for Open and Utility classes are available in the ASCA Obedience Rules and Regulations, Chapter 4, Open and Chapter 5, Utility.

For Super Dog, the Obedience Show Finals Chair shall choose from one of the five (5) B class orders from Open B and Utility B and two (2) of the four (4) Super Dog mixed orders listed in the section marked Super Dog Orders and Exercise Point Values. The Obedience Show Finals Chair will ensure two different Super Dog mixed orders are used for each ring.

### 13.5.7 Super Dog Orders and Exercise Point Values

SUPER DOG ORDER I			SUPER DOG ORDER II		
1.	Heel Free/Figure 8	40 points	1.	Signal Exercise	40 points
2.	Directed Retrieve	30 points	2.	Broad Jump	30 points
3.	Retrieve Over High Jump	30 points	3.	Moving Stand	30 points
4.	Directed Jumping (20 points per jump)	40 points	4.	Retrieve on the Flat	30 points
5.	Drop on Recall	30 points	5.	Scent Articles (20 points per article)	40 points
6.	Moving Stand	30 points	6.	Retrieve Over High Jump	30 points
	Maximum Total Score	200 points		Maximum Total Score	200 points
SUPER DOG ORDER III			SUPER DOG ORDER IV		
1.	Retrieve on the Flat	30 points	1.	Broad Jump	30 points
2.	Directed Retrieve	30 points	2.	Scent Articles (20 points per article)	40 points
3.	Signal Exercise	40 points	3.	Figure 8/Heel Free	40 points
4.	Retrieve Over High Jump	30 points	4.	Directed Retrieve	30 points
5.	Drop on Recall	30 points	5.	Moving Stand	30 points
6.	Directed Jumping (20 points per jump)	40 points	6.	Retrieve on the Flat	30 points
	Maximum Total Score	200 points		Maximum Total Score	200 points

### 13.5.8 Class Order and Running Order of the Entrants

After receiving the finalist entries from the Business Office, the Obedience Show Finals Chair will plan class order in each ring in a way to minimize conflicts. The ASCA Obedience Committee Chair or designated Committee member will assist in the scheduling, as needed.

Group stays for the Novice and Open CDX classes will take place first thing in the morning with staggered times for each ring. The group start times will be scheduled so that no handler is needed in two rings at the same time, all dogs have a minimum of fifteen minutes between the end of their first set of groups and the beginning of their second set of groups, and handlers with dogs in both divisions have at least five minutes between the end of one set of groups and the start of the next set of groups.

The Obedience Show Finals Chair determines the exhibitor run order by drawing numbers. Dogs will not run in their order of ranking. The Obedience Show Finals Chair will post the exhibitor run order ringside at least one (1) hour before the start of the Finals. Each judge will use the same exhibitor running order.

### 13.5.9 Scoring & Placement

The points lost by each Finalist will be totaled and the Finalist with the least number of points lost is the winner of their division. There will be no placements in the individual rings and no run-offs before the scores from both rings are totaled for all finals divisions. Placements are also awarded to second through tenth place and will be denoted as such on the rosettes.

There will be a Finals winner from each of the following divisions: Novice, Open CDX, Open ODX, Utility and Super Dog. The winner will carry the title of (year won) ASCA Champion (Novice, Open CDX, Open ODX or Utility) Obedience Dog. The winner of the Super Dog category will carry the title of (year won) ASCA Supreme Champion Obedience Dog and will have its picture on the cover of the May/June Aussie Times.



## 13.6 Judging

- The Obedience Finals requires two (2) judges. The Obedience Finals entrants will show under each judge. The Obedience Show Finals Chair, or designated aid, will add the points lost from each judge to determine the Finals placements.
- Each judge shall judge one (1) run of Novice, one (1) run of Open CDX, one (1) run of Open ODX, one (1) run of Utility and one (1) run of Super Dog mixed orders. In the Super Dog division, the Obedience Show Finals Chair will use a coin toss to determine which judge will judge Super Dog Open and which will judge Super Dog Utility.
- Each judge will stay with his or her assigned ring. The dog and handler teams will change rings for each run.
- The Obedience Show Finals Chair determines the running order of the classes and rings for the day of competition.
- The Obedience Show Finals Chair determines which mixed orders are used for all classes using mixed orders (Open CDX, Open ODX, Utility, Super Dog Open, Super Dog Utility, and Super Dog mixed orders).
- Each dog shall have two (2) runs, one under each judge with the exception of Super Dog. Super Dog competition will consist of one (1) run of Utility B, one (1) run of Open B omitting CDX Group Exercises and ODX Directed Open Exercises, and two (2) runs of the Super Dog mixed orders.
- The Obedience Show Finals Chair will ensure each ring uses a different mixed order from the Open B, Utility B and Super Dog mixed orders.
- The points lost will be added for each dog for the two (2) runs, or four (4) runs in the case of Super Dog, to determine the placements. All scores will be used. If an exercise receives an NQ, points will be deducted equal to the full value of the exercise. Scores from all remaining exercises will be used.
- Super Dog placements are determined by totaling the points lost from the one (1) Super Dog Open score, the one (1) Super Dog Utility score, and the two (2) scores of Super Dog mixed orders.
- If there are tied scores, within any division, placements are determined by a run-off using the Novice heel free exercise. The only run-offs will be for dogs with tied scores after the scores from both rings are totaled. The run-off judge will be determined by flipping a coin. Runoffs will be done after all dogs have competed; this includes any bitches in season.
- The ASCA Obedience Rules and Regulations will be the standard by which these classes are judged with the following exceptions:
  - Judges will score each directed jump in Utility separately. Each jump, high and bar, is scored 20 points.
  - The Super Dog run orders will be used for the Super Dog competition.
  - CDX Group exercises and ODX Directed Open exercises are eliminated from the Super Dog division.
  - Bitches in season are allowed to compete but will run last.
  - Official placements will include first through tenth. All teams will receive a numerical placement.
- The Obedience Show Finals Chair determines run-off judge by a coin toss and that judge's ring shall be used for all run-offs.

## 13.7 Qualifying for the Finals

The qualifying year shall run from June 1 to May 31st of the following year.

### 13.7.1 Novice

The dog's top three qualifying scores from Novice A and/or Novice B during the present qualifying year will be added and averaged. The total and average will be listed in the Aussie Times.

### 13.7.2 Companion Dog Excellent

The dog's top three qualifying scores from CDX A (previously called Open A) and/or from CDX B (previously called Open B) during the present qualifying year will be averaged. Dogs can compete in CDX B indefinitely and thus are eligible for Top Ten CDX Finals standings indefinitely.

### 13.7.3 Open Dog Excellent

The dog's top three qualifying scores from ODX A and/or from ODX B during the present qualifying year will be averaged. Dogs can compete in ODX B indefinitely and thus are eligible for Top Ten ODX Finals standings indefinitely.

## 13.7.4 Utility

The dog's top three qualifying scores from Utility A and/or Utility B during the qualifying year will be averaged. Dogs can compete in Utility B indefinitely and thus are eligible for Top Ten Utility Finals standings indefinitely.

## 13.7.5 Super Dog

For scores to count for Super Dog finals, dogs must qualify in Open B CDX and Utility or Open B ODX and Utility at the same trial. If qualifying via the CDX class, a dog must have already earned a CDX and a UD. If qualifying via the ODX class, a dog must have already earned an ODX and a UD. The dog's top three combined qualifying scores from CDX B and Utility and/or from ODX B and Utility during the present qualifying year will be added and averaged. There will be one Super Dog Finals regardless of whether dogs qualify via the CDX or the ODX class. There will be no Group Stay Exercises or Directed Open Exercises in Super Dog Finals. Dogs are eligible for Top Ten Super Dog finals standings indefinitely.

## 13.8 Eligibility of Entrants

- Eligible dogs are ASCA registered Australian Shepherds, including LEP, that have received three (3) qualifying scores in each division the dog will be competing in at the Finals.
- Novice dogs can earn their Open title AFTER May 31st and still be eligible for the Novice division for which they qualified during the year in question. If the Novice dog earns its Open title on or before May 31st, the Novice scores will be void and the Open scores will be used to calculate eligibility to qualify for the Finals in the Open division.
- If a dog is ranked in both Open CDX and Open ODX, the handler may enter both Finals by sending in two separate Finals entry forms - one for CDX and one for ODX.
- Dogs must have their UD titles to compete in the Super Dog category.
- If a dog is ranked in Super Dog, that dog may only show in the Super Dog category and will not be listed for either Open or Utility. This will allow more dogs to compete in the Finals.
- If a dog that has not earned 3 qualifying Super Dog legs earns three qualifying scores in Utility, that dog may only show in Utility and will not be listed for Open finals.
- Only full ASCA members may accumulate points toward the Obedience Finals.
- The ASCA Business Office keeps track of the results of the ASCA obedience trials.
- Eligible dogs for the Obedience Finals are the top ten (10) obedience dogs, ranked in the Aussie Times from eligible obedience categories at the end of Finals year.
- Breaking Ties: In the event that there are more than ten (10) dogs ranked in the top ten (10) for any category, ties will be broken using the following methods in the order listed as necessary until all tie(s) are broken:
  - Average the top two (2) scores from the Finals year
  - Highest individual score
  - Draw by Business Office
  - Repeat this process for all ties until the maximum allowed number of dogs is reached.
- The ASCA Business Office will send the Host Club the Obedience Finals entry form for each dog whose owner has stated their intent to show by the close of the pre-entries for the Nationals.

## 13.9 Verification of Eligibility

- The Business Office will notify all eligible contestants and alternates of their standing by first class mail if they have qualified for the Finals on or about July 1 of the year the competition will be held. The Business Office will notify foreign qualifiers using the best method to insure they receive their notification.
- The ASCA Business Office will contact the next twenty (20) dogs listed (including dogs that have been in ties) as alternates. If there is a tie between alternates, the ASCA Business office will use the same criteria to break ties for Finalists.
- All eligible contestants and alternates wishing to compete must complete an official entry form and send it to the Business Office.
  - The completed entry form must be sent to the Business Office and postmarked no later than July 15th of the competition year.

- Eligible Finals entrants will send entry fees, in US funds, with their official entry form.
- Alternates will only submit an official entry form to save their place should one become available. If an alternate becomes eligible, the Business Office will notify the alternate who will submit payment to the Business Office at that time.
- If an eligible contestant fails to send in an entry form by the July 15th deadline the next alternate who has sent their official entry form signifying their intent to compete will be notified of the vacancy by the Business Office.
- If an exhibitor must cancel, he or she should contact the Business Office and the Obedience Finals Chair immediately. The Business Office receives the cancellation before the Nationals catalog goes to print, the Business Office will contact the next eligible alternate who sent in their official entry form and offer him or her the vacancy. Entry fees will not be refunded for cancellations.
- The Business Office will send all confirmed entries and a list of those alternates who submitted entry forms for the Obedience Finals to the Host Club by the close of entries for that year's Nationals.
- If all 10 Finalists for any class have not checked in by 30 minutes prior to the scheduled start time for the first Finals judging of the day, the next eligible alternates who are present may compete. Last minute alternates must pay the entry fee and check in to both rings at least 10 minutes prior to the first Finals judging of the day.
- If an eligible alternate fills the place of a Finalist after the running order has been drawn, that team will take the place in the running order of the team that canceled.
- If the Business Office receives the cancellation after the Nationals catalog goes to print, the alternate dog's name will not be listed in the catalog or on the Finals ribbon.

### 13.10 Entry Fees

- Host Club shall submit a proposed budget to the Board of Directors and the Obedience Committee at least six months prior to the Finals.
- The Board of Directors will set the entry fees for the Obedience Finals (see the Schedule of Fees) based on recommendations from the Obedience Committee.
- There will be no refunds.

### 13.11 Awards and Ribbons

Award	Rosette	Prize - Level/Cost
1st	A	Level 1 \$250
2nd-10th	B	Level 3 \$75
Finalists Participants	B	None
Level	Cost per Rosette	Rosette Descriptions
A	\$21	8.5-inch head, 7 streamers, 24-inch streamers
A.5	\$20	8-inch head, 7 streamers, 22-inch streamers
B	\$18	7.5-inch head, 7 streamers, 18-inch streamers
D	\$12	6-inch head, 5 streamers, 14-inch streamers
E	\$1	2 layered, 10-inch flat ribbon
Name Streamers	\$5 - 7.50 each, depending on length of name	

All Finals ~~Qualifiers~~ Exhibitors who have sent in their entry forms AND paid their entry fee will receive a rosette labeled "Finalist," with the qualifying dog's ASCA registered name and ASCA titles entered on a side streamer. (Effective June 1, 2019) Non-ASCA titles will not be included. The name streamer will be placed on the Finals participation rosette, not on the placement rosette. All rosettes will have the date and location of the Finals. Any qualifying team that is unable to participate in the Finals is responsible for the cost of shipping their Finals rosette or requesting that the rosette be entrusted to someone else for delivery. The host club is not responsible for the cost of shipping rosettes.

Placements will be awarded 1st-10th place. Colors for the center streamer shall be as follows for placement rosettes: 1st - blue; 2nd - red; 3rd - yellow; 4th - white, 5th - 10th - same color (to coordinate with colors of host's rosette colors) and will have placements on rosette.

Presentation of rosettes and awards should highlight the event and will be presented ringside at the conclusion of the event to ensure all participants and spectators can join in the excitement of the results.

Rosettes and prizes should be made available within one (1) hour after completion of the Finals event.

The Obedience Show Finals Chair will ensure the official photographer be available ringside at the time of the award presentation to take the win photos while the judges are still available. If the photographer's set-up is nearby, photos could be taken there also. In either location, the Obedience Finals photos will be the photographer's first priority. The photographer will provide a backdrop for the photos and will have signboards available to denote all divisions, including Novice, "Companion Dog Excellent," "Open Dog Excellent," "Utility" and "Super Dog." The location chosen for photographs must be large enough to include each division, as a group, if the contestants wish a group photograph.

The Host Club will allow exhibitors to take their rosettes and prizes upon completion of the event if they will not be able to attend the welcome banquet or awards ceremony. The Host Club will keep track of who can and cannot attend the ceremony and will read the names and placements of those who could not attend. When presenting the rosettes and awards for all contestants, the Host Club will read the name of the handler and the dog's registered name.

## 13.12 Miscellaneous

### 13.12.1 Posting of the Results

- Two people not entered in the finals will check and verify the addition of the points lost for each exhibitor before the results are posted.
- The Obedience Show Finals Chair will post the total points lost as soon as they are available on a board of some kind and make it available for viewing in an area easily seen by exhibitors.

### 13.12.2 Bitches in Season

- Bitches in season will compete last after all other judging is finished with the exception of run-offs each day, including sits and downs which shall be held separately.
- A bitch in season could be competing back to back in both rings.
- Bitches in season must be crated, not placed in an X-pen, away from the obedience rings before and during the competition except when competing.
- Bitches in season must wear pants.

## 14 Nationals & Finals Obedience Judges Selection Procedure

1. Finals and Nationals Judges Eligibility - The ASCA Business Office will email a questionnaire to all of the ASCA Obedience judges who are qualified to judge through Utility and are current on their continuing education requirement as candidates for judging either Nationals or Finals at least 20 months prior to the Nationals/Finals, requesting a reply/response to the Obedience Chairperson(s) within 15 days.
2. After receiving responses from judges, the Obedience Chairperson(s) will review the questionnaires.
  - a. Judges who are not in good standing with ASCA will not be considered.
  - b. Judges who have judged any of the previous three ASCA Obedience Finals should not be considered to judge finals again (but could judge Nationals).
  - c. Judges who have judged any of the previous three ASCA Obedience Nationals should not be considered to judge Nationals again (but could judge Finals).
  - d. Judges who have not judged an ASCA trial in the past 2 years should not be considered.

3. Once the list of interested judges who meet the criteria in #2 is created, the Nationals and Finals Chairperson(s) will provide the Obedience Committee with the results of a random draw of qualified judges (2 Finals judges, 2 Nationals judges, and 2 Alternates). The Obedience Committee will then either approve these choices or request substitutions based on valid reasons.
4. The Obedience Chairperson(s) will then submit the four (4) judges to the ASCA Executive Secretary no later than February 1st of the year prior to the National Specialty being hosted. The Executive Secretary will forward the proposed judge's slate to the ASCA Board of Directors for review. Board approval of the Judges slate will be returned to the Nationals Obedience Chairperson(s) no later than thirty (30) days after receipt by the Executive Secretary. Once the Board has approved the Obedience judges slate, the judge's names will be posted within 7 days to the ASCA Website on the "National Specialty Information" page and the judge information must be submitted to the Aussie Times Editor by March 15th for inclusion in the May-June issue. **(Effective December 20, 2019)**

## 15 Obedience Merit Program

### 15.1 Miscellaneous

The merit program showcases dogs with the top ten obedience standings in Novice, Open Companion Dog Excellent and Open Dog Excellent, Utility, Super Dog CDX and Super Dog ODX. The program runs from June 1st to May 31st of the following year. Eligible dogs are ASCA or LEP registered Australian Shepherds owned or co-owned by a full ASCA member in good standing during the qualifying period of the current Merit program year.

Dogs in the top ten rankings in each level will be listed in the Aussie Times and/or on the ASCA Website in order of placement using averaged scores. Scores used for calculating the average will be listed after the dog's name followed by the average score. If a tie exists, dogs will be listed alphabetically. A dog may be ranked in more than one Merit list during the same year. At the end of program year certificates will be issued for dogs in 1st through 10th place standings, including dogs that are tied.

### 15.2 Novice

The dog's top three qualifying scores from Novice A and/or Novice B will be averaged. Eligible dogs must complete their Companion Dog (CD) title within the current program year. Up to two scores from the previous program year may be used.

### 15.3 Open

**Companion Dog Excellent:** The dog's top three qualifying scores from Open CDX A and/or from Open CDX B will be averaged. Dogs which complete their Companion Dog Excellent (CDX) title within the current program year may use up to two scores from the previous program year. When a dog has completed its CDX title in a past merit program year, only scores from the current merit program year can be used. Dogs can compete in Open CDX B indefinitely and thus are eligible for Top Ten Open CDX Merit standings indefinitely.

**Open Dog Excellent:** The dog's top three qualifying scores from Open ODX A and/or from Open ODX B will be averaged. Dogs which complete their Open Dog Excellent (ODX) title within the current program year may use up to two scores from the previous program year. When a dog has completed its Open ODX title in a past merit program year, only scores from the current merit program year can be used. Dogs can compete in Open ODX B indefinitely and thus are eligible for Top Ten Open ODX Merit standings indefinitely.

### 15.4 Utility

The dog's top three qualifying scores from Utility A and/or Utility B will be averaged. Dogs that complete their Utility Dog (UD) title within the current program year may use up to two scores from the previous program year. When a dog has completed its UD in a past merit program year, only scores from the current merit program year can be used. Dogs can compete in Utility B indefinitely and thus are eligible for Top Ten Utility Merit standing indefinitely.

## **15.5 Super Dog CDX**

The dog's top three qualifying scores from CDX B and its top three qualifying scores from Utility B will be averaged. A dog must have already earned a CDX title for scores to count. Only scores from the current merit program year can be used. Dogs are eligible for Top Ten Super Dog CDX Merit standings indefinitely.

## **15.6 Super Dog ODX**

The dog's top three qualifying scores from ODX B and its top three qualifying scores from Utility B will be averaged. A dog must have already earned an ODX title for scores to count. Only scores from the current merit program year can be used. Dogs are eligible for Top Ten Super Dog ODX Merit standings indefinitely.

## GLOSSARY OF TERMS

<b>Brisk, briskly</b>	keenly alive, alert, energetic
<b>Command</b>	verbal order from the handler to dog
<b>Crooked</b>	a dog that is not straight in line with the direction the handler is facing
<b>Crowding</b>	a dog so close to handler as to interfere with handler's freedom of motion
<b>Directly</b>	immediately without deviation or hesitation
<b>Drop completely</b>	a down position that would be acceptable for a long down exercise
<b>Gently</b>	with kindness, without harshness or roughness
<b>Guiding gently with collar</b>	control of the dog, by holding any part of the collar, with minimal pressure on the dog's neck
<b>Lame</b>	irregularity or impairment of the function of locomotion, irrespective of the cause or how slight or severe
<b>Minor penalty</b>	2 1/2 points or less
<b>Mouthing</b>	when a dog chews or rolls the dumbbell in its mouth
<b>Natural</b>	not artificial, free of affectation, and customarily expected in the home or public places
<b>Order</b>	direction from Judge to handler either verbal or nonverbal
<b>Prompt response</b>	without hesitation, immediate, quick
<b>Resentment</b>	resistance, unwillingness
<b>Signal</b>	nonverbal direction from the handler to dog, as described in Chapter 2, Section 20
<b>Smartly</b>	quickly, vigorously
<b>Substantial penalty</b>	3 points or more
<b>Turn in place</b>	turning in the area that is occupied by the handler before the turn had started
<b>Withers</b>	highest point of the dog's shoulder

# Obedience Judges Guidelines

## ASCA OBEDIENCE COMMITTEE

This is a standing Committee. If at any time you have a question or a suggestion, you are encouraged to contact the Chairperson or a Member of this Committee. The Chair and the members are listed at the ASCA Website (<http://www.ASCA.org>).

## EDUCATIONAL RESOURCES

You are encouraged to join these two chat lists: ASCA Obedience and ASCA Obedience Judges. Both lists are available through Groups.io or you may contact the Obedience Chair for directions on how to get on these lists. Much information, questions, and ongoing discussions on these two lists keep judges current on motions, new rules and regulations, and questions or comments anyone might have regarding the discipline of obedience whether as an exhibitor or as a judge. The new online Judges' Education program is now available on Google Classrooms. Contact [activities@asca.org](mailto:activities@asca.org) for more information.

## OBEDIENCE RULES & REGULATIONS

You should have read in its entirety the ASCA Obedience Rules and Regulations. The most current rulebook may be downloaded from the ASCA Website (<http://www.ASCA.org>), or the annually updated hardcopy may be ordered from the ASCA Business Office (979-778-1082). The hardcopy Rulebook is updated once a year in June. It is your responsibility to always have in hand the most current edition for referral when judging for ASCA. Clubs should have a current rulebook at the judge's table but in case they do not, it is recommended that you bring your own copy with you to your judging assignments. Reviewing the rulebook, the night before an assignment is always a wise decision.

## ACCEPTING AN ASSIGNMENT

Clubs should furnish you with a judging contract. If they don't, you might want to design your own. Items to be addressed are travel, dress code (some clubs have themes during the year), meals, housing, airport parking, rental car, classes to be judged, and judging fee. Although you'd like to get out of packing the items the club said it would have on hand, it's still prudent to simply have the items you'll need packed and ready to go every time you leave for a judging assignment just in case an item was inadvertently omitted by the club. Keep these together in a packed bag and remember to check this bag upon your return from any assignment to be certain nothing is missing so you're ready for the next assignment. The items to pack in this bag would include but not be limited to: stop watch, pens (more than one), calculator, rulebook, tape, golf tees or chalk for marking start areas or retrieve areas in the ring, measuring tape, Kleenex, unscented sanitizer, slip lead (more than one if you have room in your bag) and a clipboard. Another useful item that it's nice to request the club have on hand for you since it is obviously hard to pack is a blackboard or poster upon which the run-orders can be posted.

## DRESS CODE

You should look professional and appropriately dressed for any assignment (i.e., club themes & weather factored in). Jewelry, perfume or cologne should be kept at a minimum. You should avoid apparel that might make distracting noises or that have fringe. Choose shoes that are quiet and not distracting when walking, and definitely choose ones comfortable as judging can be hard on the feet and legs, especially if judging on cement floors. If utilizing a hat, choose one that won't blow off or flop.

## ARRIVAL

Plan to arrive at least one hour prior to your judging assignment. Immediately upon arrival, check in with your show/trial secretary. Be sure you know where the restroom is and that the show/trial secretary has the paperwork in order for the trial. Normally the show/trial secretary will still be taking entries upon your arrival, so try not to steal too much of the show/trial secretary's time during registration.

If the club set out a hand sanitizer, double-check to be certain it is not scented.



The order of sits/downs and individual exercises must be done as listed in the flyer. Some clubs do sit/downs before individual exercises and some do sits/downs following individual exercises. Be sure you have double-checked the flyer to know what class order you will be following and how sits/downs are to be handled.

Choose the order of exercises for your Open and Utility classes and post this order no later than 30 minutes before the trial is scheduled to begin. Post it where it can be readily seen by the exhibitors.

Then perform the following checklist:

- Double-check the obedience equipment to be certain all meet regulations.
- Walk your obedience ring to be certain it is clean, hopefully level, and observe where the sun is rising or setting. You'll not want to jump dogs into the sun, or have handlers giving signals to dogs blinded by the sun.
- If there is wind, be sure that the club has taken measures to stake any baby gates.
- Walk your Novice, Open and Utility pattern to be sure the patterns are smooth, practical and functional. You should avoid running or jumping dogs towards the ring entrance or walking them into the baby gates or jumps.
- Decide where you'll have dogs line up for the sits/downs and be sure you know where the out-of-sights will be held.
- Mark your start for the heel work.
- Choose your start line for heel work. When marking lines or distances for the jumps or tossing of the dumbbell, you may utilize chalk, golf tees, or stanchions.
- Be sure the show club has marked off the applicable area around your ring where no set ups, grooming, walking or standing spectators may appear.

## FRATERNIZING

Visiting with your friends is great fun, but it's best to ask your friends to visit with you following the trial. Try to be as professional and courteous to the club and exhibitors as possible, leaving no room for speculation or gossip with regard to favoritism in scoring.

## PHONES

Be sure your phone is turned off when the trial start time arrives. Utilizing a phone for telling time is fine, but vibrating phones can be a distraction. Please announce to the audience that all phones should be on vibrate. And then double-check to be certain your table stewards have turned off their phones (theirs should not be on vibrate).

## STEWARDS AND PAPERWORK

Upon arrival, find out who will be your stewards. Be sure your stewards are of a reasonable age, such that the dogs perceive them as young adults or adults. Try to use the same two stewards for each competing group (same two for Novice, same two for Open, same two for Utility) so that all competitors are subject to the same stewards in their competitive class. Let your stewards know what you expect of them such as 1) no running in the ring, 2) no loud voices in the ring, 3) no eye contact with the dogs when standing for the figure 8, 4) no food in their pockets, 5) no distracting clothes, jewelry or shoes, 6) arms crossed during the figure 8 and eyes straight ahead, 6) which steward is responsible for the dumbbell or articles or gloves or leash and how these should be handled, and 7) how you wish your sits/downs to be handled.

Often stewards are handling the dumbbell or articles. If stewards have strong smelling lotion or bug spray or sanitizer on their hands and then handle the articles or the dumbbell, these smells can negate a dog from wanting to pick these items up or flood a scent pile with their scent causing a dog to flunk. Food smells on the steward's hands are also distracting so remind stewards to wash their hands after eating. Be sure your stewards know to pick up the dumbbell by the end and how you wish the articles to be held when they are placed into the scent pile.

## PAPERWORK

Double-check your paperwork to be certain all the required forms are there. Instruct your steward or show/trial secretary as to what their part is in your paperwork. You may add your scores, or they may do it for you, all pursuant to your preference.

Remember you will be writing total points off, not points earned for each exercise. No corrections to any paperwork may be made without your initial and approval. Upon leaving, double-check all paperwork to be certain everything was filled out correctly, time was listed, date is correct, and signature placed where applicable and that you have your copy for your records.

Remember exhibitors may not see their score sheet. Once you've scored a team, place the score sheet face down or cover it. Be sure these are weighted down if the trial is held outside. There is a recap score sheet available in the show packet your stewards may provide to the exhibitor for feedback purposes.

## HANDLING CONFLICTS

If there are any conflicts, your stewards or competitors should advise you as promptly as is feasible to do. Be flexible but reasonable. Many clubs will host trials or shows with multiple events ongoing, and it will be your responsibility to work with the clubs to see that the competitive experience for all exhibitors is equitable for all involved. Flyers often list what discipline will be given preference time-wise if there are conflicts, so double-check so you are in-the-know.

## HEELING EXERCISE

Patterns in Novice should include at a minimum: normal, fast, slow, halt, about turn, left turn and right turn. You may use the left turn, right turn, about turn and halt more than one time if desired. Walk your pattern several times to be certain you have it memorized and that the pattern is fair to the team exhibiting insofar as terrain, ring entrance, and outside distractions. Be sure the level of difficulty is applicable to the class level.

## FIGURE 8

Placing your figure 8 where it falls at the end of your heeling exercise will make your ring flow smoother. Mark the spots where your stewards will stand. Be certain there is enough room for both large and small dogs to comfortably complete the figure 8. You should be able to view both the inside and outside work done by the dog in this exercise. Any movement you make to be certain you can see both should not be distracting to the exhibiting team.

## PRIOR TO NOVICE, OPEN AND UTILITY

Be sure the exhibitor's number and breed of dog correspond to your paperwork. Double-check to be certain the dog's collar is legal. There are some cloth collars with prongs hidden. Do not grab a dog's collar to check, but you may ask the handler to show you the collar.

Always double-check jump heights prior to calling the next dog into the ring. When the exhibitor enters the ring, it's courteous to ask the exhibitor if the jump heights look correct.

Be certain the dumbbell is legal and determine which steward is in charge of bringing it to you.

Double-check that articles are legal and what process will be used to select the articles to be scented, i.e., you or the steward using tongs or exhibitor's choice.

## JUMPS

If you desire, you may measure the jumps to be certain they are regulation in height.

Broad Jump: When situating the broad jump, double-check to be certain it is not set in a high distraction area, such as people walking by on an ongoing basis. Be sure that you have the proper measuring equipment on hand to ascertain if the jump is set for the correct distance. Be sure your stewards understand what board to remove or add for the broad jump and how far from the baby gates these boards should be situated. Instruct your stewards how you want the boards lined up (such as flush right).

Try to set up all starting positions so that the handler can move easily from one exercise to another with a minimum amount of walking. This will expedite your judging time also.

## RETRIEVES

Your responsibility is to mentally or physically note how far a dumbbell must be tossed for it to be a legal distance for the retrieve. Be courteous when allowing an exhibitor to re-throw as most exhibitors are very nervous when this occurs. Do not send dogs to retrieve dumbbells tossed under a ring gate.

## GLOVES

Double-check gloves to be certain they are legal. Ask the steward to place the gloves palm up, fingers extended towards the baby gate. Be sure your steward knows where to place the gloves and where to stand once the gloves have been placed.

## ARTICLES

Go over with your steward how far apart to place the articles, whether you wish each article to be touched and how much, and where to stand once they have finished placing all articles.

## LEASHES

Upon completion of the obedience class, the leash should be readily available to the exhibitor. Stewards should walk towards the exhibitor and hand them their leash. At no time should a steward run in with a lead. At no time should an exhibitor leave without putting a leash on their dog prior to exiting the ring.

## YOUR RING

It is your responsibility to keep yourself, your stewards and the handlers and dogs safe in the ring. Periodically observe outside the ring to be certain there is nothing going on, like a loose dog that might adversely affect your ring or compromise safety. Keeping an extra slip lead at your table in case it is needed for a roaming dog from sits/downs or a loose dog at the show site is wise. Ask your exhibitors prior to sits/downs if anyone has a dog that is shy/reserved if you had to catch it, or if an exhibitor has a dog that could be problematic with the adjacent dogs (amorous, aggressive, roaming, and talkative). Dogs should enter in catalog order, but you have the right to move a dog to the end of the line or add more space between dogs to make your ring safer for all involved.

## YOUR VERBAL AND SIGNAL COMMANDS

Always ask if the exhibitor has any questions or concerns and then wish the exhibitor good luck. Once an exhibitor tells you they are ready, you may begin with the first command at which time judging of the exercise commences. Your tone of command and your hand signals should be clear, concise and easily understood. Advise your exhibitor that if they cannot hear you, have a problem seeing you, or become confused that they should stop and ask you to repeat the command. Commands to be given are listed in the rulebook; you should not deviate from the verbal commands.

During the heeling exercise, utilization of a clicker to count points off as the team performs is not recommended as it can be very distracting to the handler and the dog both.

## GROUP EXERCISES

You may immediately excuse from further competition any dog that disturbs or threatens to disturb another dog during the performance of the group exercises. Note the reason for the excusal in your judge's books.

## HANDLERS

Remember, handlers may be allowed to excuse themselves from competition for any reason. Handlers may do this before, during or after their individual exercises.

## DOG AGRESSION

You MUST expeditiously handle any incidence of dog aggression you evidence towards people or other dogs.

**EXCUSAL:** As evidenced by you, you should excuse a dog that attacks another dog or appears to you to be threatening to other dogs in the ring/trial area. Further you may excuse a dog that shows any sign it may not be safely approached or examined. **(NOTE:** If a dog has been excused two times for an incidence of dog aggression, it will fall under the disqualification rules. It is not your responsibility to tell this to the dog owner or handler. A notification of disqualification will be sent to the owner by the Business Office after review by the Board of Directors.)

**DISQUALIFICATION:** As evidenced by you, you should disqualify a dog that attacks or attempts to attack a person in the ring/trial area. Once done, post a sign indicating your ring is on a break (hopefully you can do all paperwork and notifications within a fifteen-minute period of time). This dog shall be ineligible to participate in any ASCA event in ANY discipline, unless and until that dog is approved for further competition and reinstated by the Board of Directors. Therefore, if the dog you disqualified is entered in other events that same day (or cluster), this dog may not compete in anything once you have disqualified it. Please have one of your stewards locate the Show Committee Chair or Show/Trial Secretary and have them come to your ring where you can explain the disqualification. The Show Chair or Show/Trial Secretary may then timely notify those in charge of the other events held that day or within that cluster that this dog may no longer compete.

Attach an explanation utilizing the disqualified or excused dog forms.

## PROBLEMATIC HANDLERS

Your decisions and scoring are final. Do not engage in arguing or lengthy explanations. If a handler has a complaint such that a simple explanation from you was not sufficient, please ask the handler to visit with you and the show/trial secretary following the conclusion of the trial. Be courteous. Refer to and utilize your rulebook to make AND to back up all your decisions.

Once in a while, you will have an exhibitor in your ring that is not prepared for the class they entered. ASCA shows are sanctioned, and therefore corrections or teaching in the ring are forbidden. You have the right to excuse a team for lack of preparation. More often this happens in Sub Novice, but it can also happen in the upper divisions. Avoid giving advice during the trial. You may ask a team to see you following the trial at which time you may advise them.

## QUALIFIERS

Remember to let your exhibitor know if they have qualified. Sometimes you'll be doing this after sits/downs and other times immediately after the individuals.

## AWARDS

Let your stewards know how you wish to present the awards. Will the steward hand you the ribbons and awards to present, or will you name the winner and they hand the winnings to that team? When addressing the audience and exhibitors, be sure you've stated the minimum required to qualify and give the name of the class. Always ask who has earned their first leg? Second leg? Third leg? Title? Bonus Legs? Remind your class winners that they are qualified for high in trial (Aussie, other breed or overall) so they don't leave the show site.

## WHEN THE SHOW IS DONE

Publicly thank your stewards, the show/trial secretary and the club, plus the exhibitors who showed to you. Encourage folks to participate in obedience. Then let exhibitors know you are available for any questions they might have following win pictures.

## EDUCATION

You are encouraged to attend workshops and seminars on obedience. It is your responsibility to be current on all rules and regulations.

## SENDING A THANK YOU NOTE

Once you are back home, it is nice to send a thank you note to a club. They have many judge choices, and this time they chose "you." Let them know you appreciated the opportunity to judge for them.

# Obedience Steward Guidelines

## Introduction

Stewarding at obedience trials can be both rewarding and enjoyable. Not only are stewards giving back to the sport that they love, but they can learn a lot by watching the trial and working under a judge. Some even find stewarding helps them overcome ring nerves, by being present in the ring with a judge but without the pressure of performing. By being well prepared and responsive, stewards help the judge make the ring run smoothly. Good stewards can help to make a long day a little less prolonged.

Besides reading these guidelines, it is helpful if stewards are familiar with the obedience rules and/or if they are mentored by someone with ring experience. A prepared steward knows what might happen in a class and when the judge might need assistance.

## General Procedures

ALL activities in an obedience ring are carried out at the direction of the judge. Please listen to the judge's instructions and be prepared to follow them. Each judge has different ring procedures; some judges rely on stewards more heavily than others for various tasks.

## Steward Requirements

- Three stewards are generally required per ring: one table steward who serves as the judge's secretary and two ring/gate stewards. (In a pinch, a ring could get by with two stewards.)
- Stewards may compete in classes other than those in which they are stewarding. Generally, the fewer staffing changes there are, the more efficiently the judge can run the ring. It is especially helpful if the table steward remains the same throughout the trial.
- Stewards should arrive at least 45 minutes prior to the start of the first class to help the judge set up the ring and to receive the judge's instructions.

## Table Steward Duties

At the judge's discretion, the table steward will:

- **Handle class conflicts.** Prior to the start of the trial, ask the judge how he or she would like to handle competitors with class time conflicts.
- **Check in entries** (pre-entries plus day-of-trial entries if applicable). Verify jump heights. Give out armbands and rubber bands. Coordinate with the ring stewards to set up a gate board visible to competitors, which lists in run order each dog's number and jump height/s (for classes with jumps). Place a check next to or a slash across the number when the handler checks in (a second mark will be added when the team enters the ring).
- **Set up paperwork for the judge** (if so instructed). The judge may delegate or choose to fill in the preliminary information on the Judge's Score Sheets. Check that the Judge's Book for each class has listed the numbers for each entered dog. For any classes with jumps, double check that the Show/Trial Secretary has marked "V" on the Judge's Book next to the number of each dog eligible to jump veteran heights. (This is determined by checking the dates of birth on the entry forms.) Make sure the Judge's Score Sheets are reordered to reflect any changes in running order due to conflicts. Enter the start time into the Judge's Book for each class.
- **Plan group stays.** Consult with the judge on whether the CDX A & B and/or the Novice A & B classes will be combined for group stays. For larger classes ask the judge how he or she would like to split the competitors into groups. (When more than ten dogs are to be judged, more than one group is needed for group exercises.) Communicate the group stay plan to competitors.
- **Set up Group Exercise Sheets.** Fill out the preliminary information prior to the group stays, listing the entries in catalog order. Above each dog's number, write its breed. For Aussies, write each dog's color instead of its breed. When group

exercises are held after individual exercises, ask the judge whether to denote non-qualifying teams or to mark any team that has not returned for the group exercises on the sheet.

- **Continue class paperwork** (if so instructed). After each team works, double-check the judge's math. Enter the scores from the Judge's Score Sheets into the Judge's Book. Be neat, write firmly (because you are making duplicate copies), and do not make unauthorized changes. After completing each entry into the Judge's Book, be sure to turn the sheets upside down on the table so that people cannot see the scores before they are announced at the end of the class. Judge's scores are confidential until after the judge gives out the awards or concludes a class in which no one qualified for an award.
- **Correct errors.** If you notice an error in the judge's paperwork, bring it to the judge's attention when he or she is free, before you or the judge enter it into the Judge's Book. The judge must initial any corrections in the Judge's Book.
- **Prepare class ribbons and awards.** While the judge finalizes paperwork at the conclusion of each class, gather the needed placement ribbons, qualifying ribbons and awards. Check if the judge wants competitors from the A and B classes to enter the ring together or separately for awards. Bring the ribbons and awards into the ring. Hand them to the judge as he or she announces each placement.
- **Fill out Unofficial Score Sheets.** Copy the scores for each exercise from the Judge's Book onto the sheets for the handlers. Hand out Unofficial Score Sheets to handlers following class awards.
- **Enter the end time.** When each class is completed, write the end time into the Judge's Book, if requested.
- **Prepare end of trial awards.** At the completion of the regular classes, assist the judge (if requested) in determining the winners of these awards: Highest Scoring Dog in the Regular Classes (aka High in Trial), Highest Combined Score in Open and Utility (aka High Combined), High Score Junior Handler, High Scoring Aussie (optional) and High Scoring Other Breed (optional). Gather the ribbons and prizes. Bring them into the ring. Hand them to the judge as he or she announces each award.

## General Ring Steward Duties

At the judge's discretion, the ring stewards will:

- **Assist the judge with setting up the ring.** Set up jumps where directed. Help remove anything littering the surface of the ring. If needed, remind exhibitors that setting up crates within 10' of the ring is not allowed.
- **Set jumps for each dog.** Use the height specified when the handler checked in, which should be written close to their number on the gate board. The judge will verify that heights are correct. If in doubt about jump heights, use a tape measure before the first dog enters to confirm that the highest portion of the jump is set to the correct height.
- **Walk heeling patterns.** Before each class, demonstrate the heeling pattern called by the judge, if requested.
- **Help with refreshments.** Coordinate with the Show/Trial Secretary to provide snacks and beverages for the judge.
- **Maintain an accurate gate board.** Mark "C" next to the numbers of teams with conflicts. Remember conflicts are handled according to the judge's directions. Write "Abs" next to the numbers of teams that are verified to be absent. As a team enters the ring, draw a line through that armband number to keep other handlers informed. On the gate board indicate when groups will be held, if the A & B classes will be combined for group exercises, when breaks will start and end, etc.
- **Escort exhibitors into the ring** (if requested). As soon as the judge calls for the next competitor, walk the team to the judge's chosen set up position. Take the leash, if applicable. Place the leash in the designated spot (**EXAMPLE:** a table corner or a chair by the gate designated for leashes). Be subtle when picking up or moving with the leash, so as not to distract the dog.
- **Get competitors ready.** Ensure that each team is near the ring and prepared to enter as soon as the judge calls for them. As each team enters the ring, seek out the next competitor.
- **Pay attention to the ring.** Be ready to carry out ring duties as needed. Refrain from having food or gum of any type in your mouth, hands, pockets, or bait bag when you go into the ring.
- **Return the leash.** Promptly bring the leash to the handler in the ring as soon as the judge commands "Exercise Finished" for the last individual exercise.
- **Line up teams for group exercises.** Get the competitors in line in the order on the Group Exercise Sheet (usually catalog order) just before the group stay exercises. When the groups take place after individual exercises, coordinate

the line up during the last competitor's individual exercises. Lead the line into the ring when the judge is ready, following the route indicated by the judge.

- **Assist with group exercises.** Stand where the judge indicates during group stays. Be prepared if requested, to quietly take a dog that strays from its location during the group stays by the collar or to calmly place a slip lead around its neck. If needed, move the dog away from the other dogs. Stand quietly with the dog until the judge directs the handler to move the dog.
- At the completion of a trial, if there are to be more trials on that or the next day, block the ring entrance to keep out anyone.

## Utility Class Ring Steward Duties

- **Preparation for the Utility class:** Set the jumps. It is helpful to designate two locations (such as two chairs) near the ring entrance for handlers' gloves and articles: one for the items of the team currently in the ring and one for the items belonging to the next team. This will make it clear which articles and gloves to take into the ring for each team.
- **Preparation for each Utility competitor:** Adjust the jump heights. Before judging each dog, the judge will have two articles removed from the article bag for the scent discrimination exercise. A ring steward may be asked to hold the bag while the judge or the handler takes out one metal and one leather article. A judge may ask a steward to remove the articles. Remove the articles carefully with tongs. Be sure that no one except the handler touches these two articles. Place the articles where the judge has directed. Check that there are four metal and four leather articles left in the bag to be placed out during the scent discrimination exercise. Remove the three gloves from the handler's bag (if the handler has not already done this) and place them where a steward can quickly pick them up for the directed retrieve exercise.
- **Signals:** There are no steward requirements during this exercise.
- **Scent Discrimination:** Bring the bag of articles into the ring immediately after the judge says, "Exercise Finished" at the completion of the previous exercise. When the team is set up and facing toward where the article pile will be placed, remove the articles from the bag as directed. (Some judges want stewards to dump them with noise, while others prefer that they be removed quietly.) Touch each article and place it 6" away from the other articles. When done, take the bag and leave the ring. When the judge says, "Exercise Finished" at the completion of the second scent discrimination exercise, return, pick up the articles, and place the unscented ones back in the bag. Do not put the two scented articles or any incorrectly retrieved article in the bag with the unscented articles; rather place them in a separate compartment, on top or beside the bag.
- **Directed Retrieve:** Bring the gloves to a corner at the far end of the ring immediately after the judge says, "Exercise Finished" at the completion of the previous exercise. After the team sets up in a position between the jumps, the judge might nod or otherwise indicate that you put the gloves out. The gloves should not be placed before the handler and dog are set up facing away. Drop one glove in each corner and one directly behind the handler. Each glove should be 3' away from any ring barrier. After dropping the gloves, move away from the glove area to stand where the judge has directed. (Often this is just outside the ring barrier or beside a jump.) When the judge says, "Exercise finished," return to pick up the gloves on the ground and to take the retrieved glove from the judge or handler. Place the gloves in a separate compartment of the article bag or on top or beside the bag.
- **Moving Stand:** The judge might ask you to hold the clipboard during this exercise. Once the judge says, "Exercise finished," return the clipboard to the judge.
- **Directed Jumping:** There are no steward requirements during this exercise.

## CDX Open Class Ring Steward Duties

- **Preparation for the CDX class:** Set the jumps. Place the broad jump boards, as directed by the judge, spaced evenly from lowest to highest. The lowest board will be closest to the handler's set up position. Typically, the board ends are aligned on the side of the jump where the handler will end up after leaving the dog (This will be the right side as viewed from the set-up location.) It is helpful to designate two locations near the ring entrance for dumbbells: one for the team currently in the ring and one for the next team.
- **Preparation for each CDX competitor:** Adjust the jumps. When adjusting the broad jump distance, if fewer than four boards are needed, remove the tallest board first. The measuring stick can be tucked underneath the first or last board,

as long as it is not visible to the dog.

NUMBER OF BOARDS	DISTANCE JUMPED
1	8" to 12"
2	16" to 24"
3	28" to 44"
4	48" to 72"
If using fewer than 4 boards for the Broad jump, always remove the tallest board(s) first.	

- **Heel Free and Figure 8:** Two stewards will enter the ring for the figure eight exercise immediately after the judge says, "Exercise Finished" at the completion of the previous exercise. (Generally, the Heel Free exercise precedes the Figure 8, however in the Open B classes the Retrieve on the Flat or the Drop on Recall exercise may precede the Figure 8.) The two stewards will stand about 8' apart in the location designated by the judge. Be sure to not make eye contact with either the dog or the handler, to have your hands out of the dog's way (crossing your arms is a good way to stand), and to not have food on your person. When the judge says, "Exercise Finished," promptly leave the ring.
- **Drop on Recall:** There are no steward requirements during this exercise.
- **Retrieve on the Flat and Retrieve Over the High Jump:** Before the first retrieve exercise, bring the dumbbell to the judge immediately after the judge says, "Exercise Finished" at the completion of the previous exercise. Then leave the ring. After the judge says, "Exercise Finished" at the completion of the second retrieve exercise, take the dumbbell from either the judge or the handler, as directed by the judge. Return the dumbbell to the designated area outside the ring. When handing the dumbbell to the competitor, it might be safer to approach from the side away from the dog.
- **Broad Jump:** There are no steward requirements during this exercise.
- **Group exercises:** See the General Ring Steward Duties Group Exercise paragraphs. CDX group exercises are done with the handlers out of sight for a 3-minute sit and a 5-minute down. For the CDX class, one steward will lead the handlers to a designated out-of-sight location. Make sure that all handlers are hidden from all dogs. Watch the judge to see if the judge wants a specific handler to return and for the signal for all handlers to return. Once the judge indicates that it is time to return, be prepared to immediately lead the handlers back to the ring or to stand aside as the exhibitors return, depending on the judge's directions. Handlers will line up in reverse order to return. Be ready to lead handlers out again for the second part of the group exercises.

## ODX Open Class Ring Steward Duties

- **See the CDX Open Class Ring Steward Duties.** The first five individual exercises are the same for both classes. There are no group exercises in this class.
- **Additional Preparation for the ODX class:** Locate the cone needed for the Directed Open Exercises and designate a location for it near the ring entrance.
- **Preparation for each ODX competitor:** After adjusting the jumps, remove the cone if needed and place it near the ring entrance.
- **Directed Open Exercises:** These always follow the common five Open individual exercises. Immediately after the judge says, "Exercise Finished" at the completion of the previous exercise, pick up the cone. After the handler leaves the dog and walks to the opposite side of the ring, either hand the cone to the judge or place the cone at the designated, marked spot, as directed by the judge.

## Novice Class Ring Steward Duties

- **Heel on Leash and Figure 8:** Steward duties are the same as for the CDX Open Class Heel Free and Figure 8. **EXCEPTIONS:** Figure 8 always follows the Heel on Leash and one steward will take the handler's leash after the Figure 8.
- **Stand for Exam:** Be prepared to hold the judge's clipboard during this exercise. Once the judge says, "Exercise finished," return the clipboard to the judge.
- **Heel Free:** There are no steward requirements during this exercise.

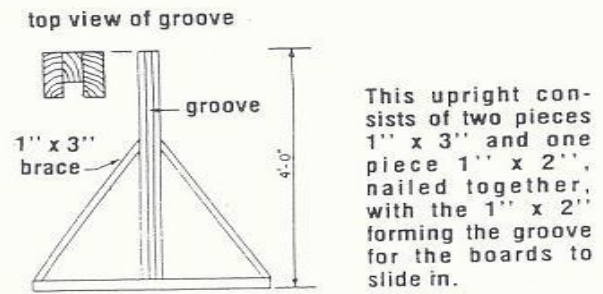

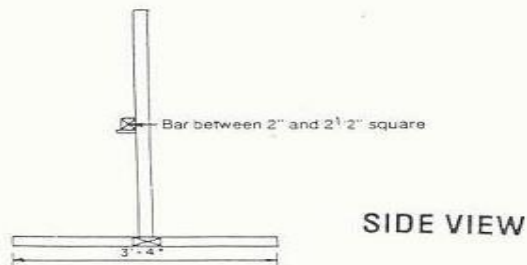
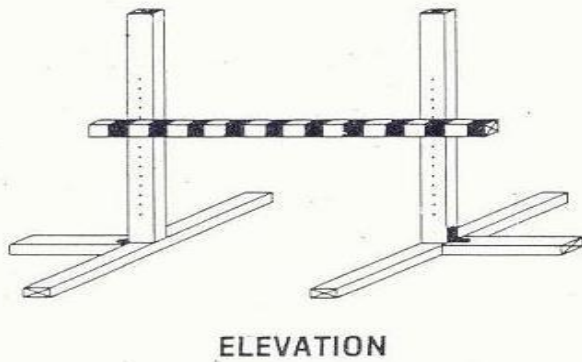
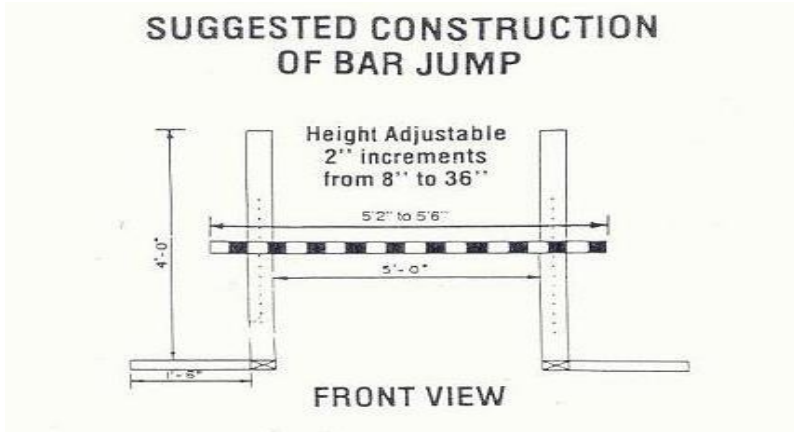


- **Recall:** There are no steward requirements during this exercise.
- **Group exercises:** See the General Ring Steward Duties Group Exercise paragraphs. Novice group exercises are done with the handlers inside the ring for a 1-minute sit and a 3-minute down. Both stewards usually stay in the ring to assist the judge.

## Non-Regular and Optional Titling Classes

- The non-regular classes, when offered, begin after the trial's regular classes are completed and the major awards such as High in Trial and High Combined have been given (unless there are multiple obedience rings running simultaneously). Steward duties are similar to those in the regular classes.
- **Beginner Novice Optional Titling Class:** Prior to the start of the Beginner Novice class, assist the judge in gathering and setting up the signs needed for the heeling pattern.

## Suggested Construction of Bar & High Jump


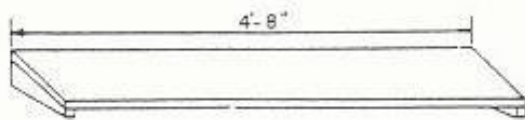
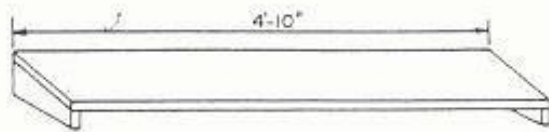
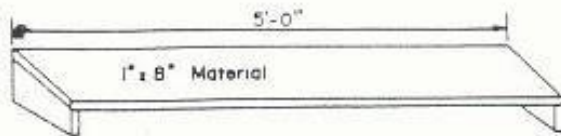


**SIDE VIEW**


The high jump must be painted a flat white.

## Suggested Construction of Broad Jump

### SUGGESTED CONSTRUCTION OF BROAD JUMP

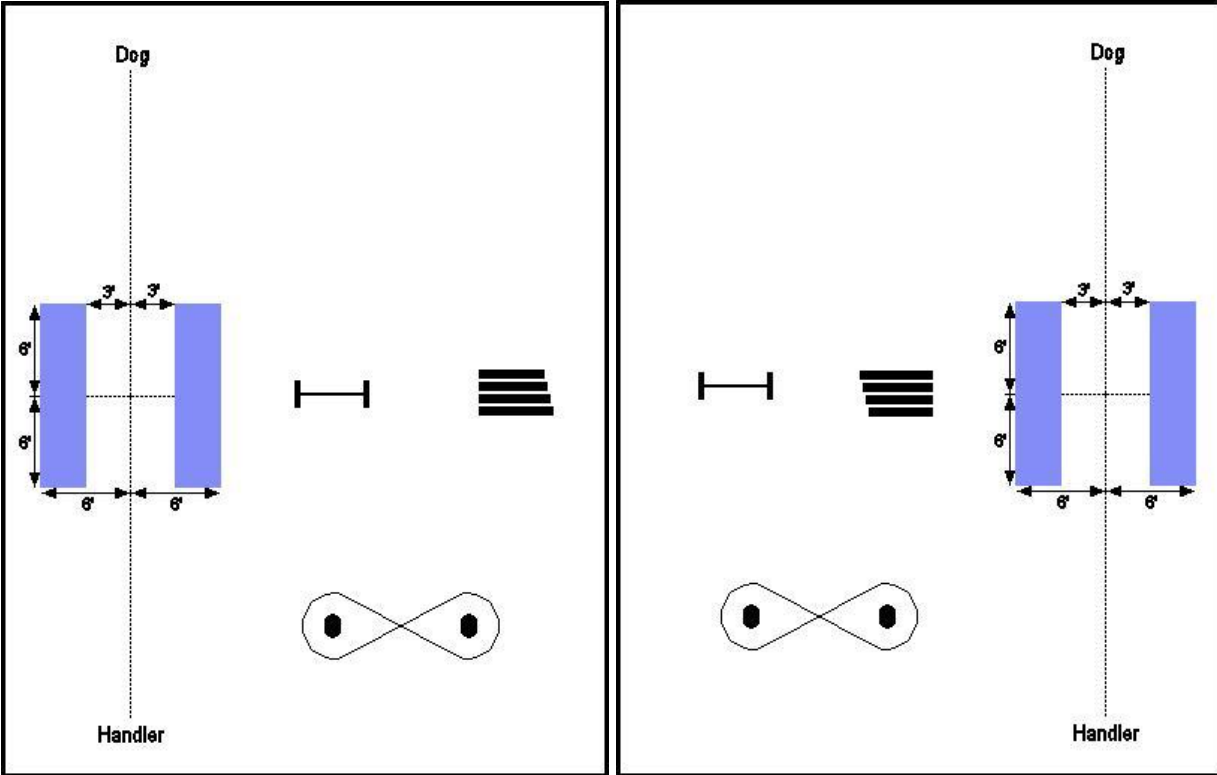


ELEVATION

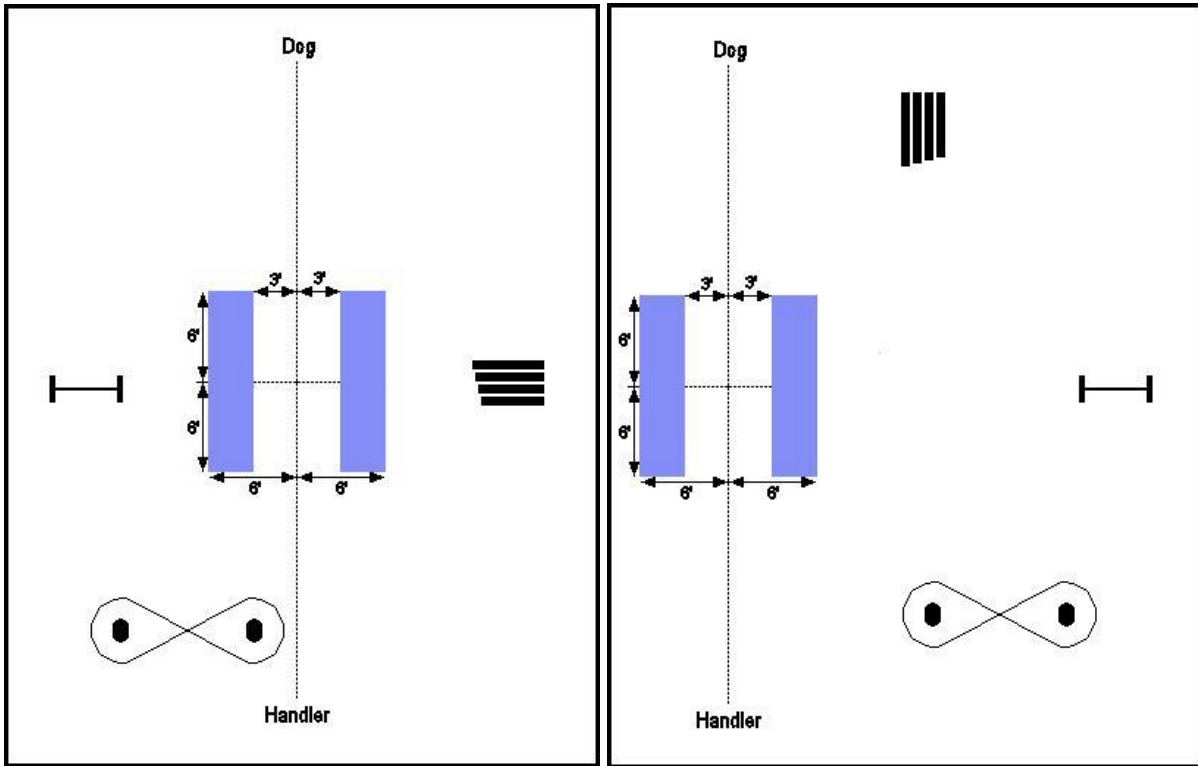


END VIEW OF  
FOUR HURDLES

## Sample Layouts for the ODX Ring

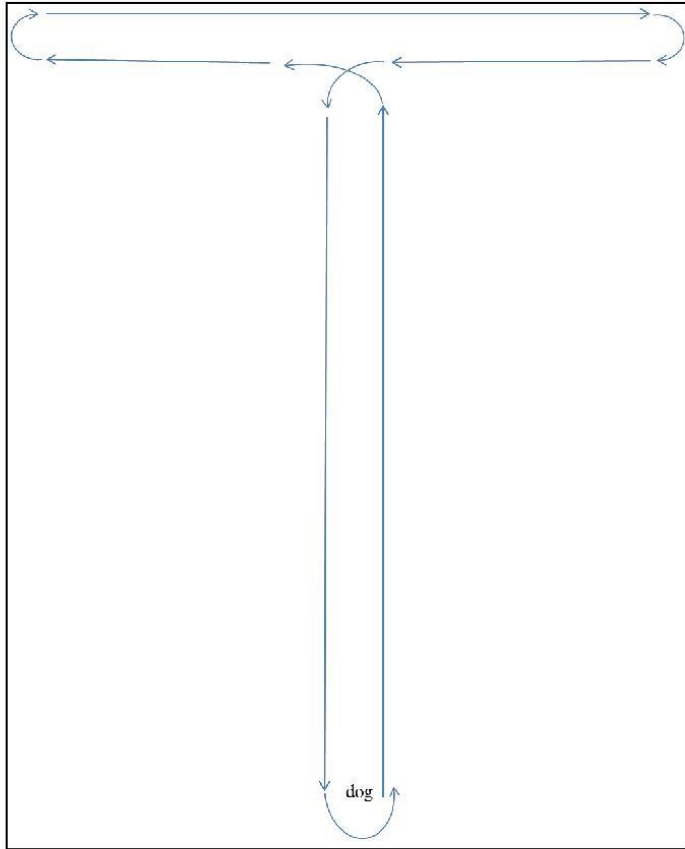


The shaded areas in each diagram show where the cone can be placed.




# Beginner Novice Sit-Stay Diagram

a) T pattern, 2 left turns



b) T pattern, 2 right turns





Established 1957

# AUSTRALIAN SHEPHERD CLUB OF AMERICA

6091 E State Hwy 21, Bryan, TX 77801

P: (979) 778-1082

F: (979) 778-1898

[www.asca.org](http://www.asca.org)

Office Contact: [manager@asca.org](mailto:manager@asca.org)

Board Contact: [asca.execsec@gmail.com](mailto:asca.execsec@gmail.com)

## Code of Ethics for ASCA Judges

1. ASCA Judges are expected to conduct themselves in accordance with this Code of Ethics set forth by the Australian Shepherd Club of America Board of Directors. Failure to comply with this Code of Ethics subjects a judge to disciplinary action by the ASCA Board of Directors, including the possible revocation of ASCA Judging privileges.
2. ASCA Judges carry a tremendous amount of responsibility. They function as a guiding voice of the Australian Shepherd and should represent the highest ideals in terms of honesty, integrity, impartiality and knowledge of the sport and the breed.
3. The approval to judge ASCA events is a privilege and is not a right or reward. Suspensions in other registries relevant to the task of judging will be a consideration in the approval and maintenance of ASCA judging privileges.
4. All Judges and applicants must agree to abide by the ASCA Judges Code of Ethics.
5. ASCA has the sole right to refuse, suspend or revoke the ASCA judging license of any person in violation of ASCA rules, or for the failure to comply with the provisions set forth in this Code of Ethics. Failure to comply with the Code of Ethics, or any ASCA Program rules, subjects a judge to disciplinary action by the ASCA Board of Directors, including the possible revocation of ASCA Judging privileges. Judges will be notified if such action is being considered, the reason for its consideration, and given the opportunity to reply.

### Responsibilities:

1. ASCA Judges should have thorough knowledge and understanding of the rules and regulations governing the program venue in which they are judging.
2. ASCA Judges should have the safety and welfare of the stock, dog and handler as the judge's foremost concern in reviewing the trial conditions and in judging a working trial.
3. It is the Judge's responsibility to keep up to date with current changes in the program rules for which they are judging and are also expected to continue their education process throughout their career.
4. Judges are to be professional in carrying out their duties and must not allow personal preferences to interfere with the stated guidelines upon which they judge the handler (exhibitors) or dogs.
5. It is essential that exhibitors have complete faith in the impartiality of their judges. A Judge's actions and decisions should leave no doubt that they were made based solely on the merits of the dogs presented to them on that day.

### Conduct:

1. The Judge's conduct must always be impartial, dignified, and respectful. The Judge's actions and professional comportment must be above reproach. Judges should avoid conduct and casual remarks that might be misconstrued or misinterpreted such as expressing favoritism or specific criticism of dogs or exhibitors.
2. A Judge or their family members should never solicit or promote assignments on the judge's behalf.
3. When attending social functions organized by the event-giving club where exhibitors are present, a Judge is expected to exercise particular discretion in discussing individual exhibitors, dogs or breeders.
4. When officiating at a show, the Judge shall not:
  - a. Discuss the merits or faults of the dogs or handlers (exhibitors) with the stewards, attendants, or spectators during the assignment.
  - b. Hold, have control of, or groom any dog on the show grounds during his assignment that is not wholly owned or co-owned by the judge.
  - c. While officiating, a Judge should not ask individuals:
    - i. Who owns the dog;
    - ii. From whom the dog was purchased;
    - iii. What bloodlines the dog is out of.
5. A Judge may not judge any dog, which is owned or co-owned, by the Judge.

6. A Judge may not give advice or guidance on how to handle his/her dog to an exhibitor during an event or class the Judge is judging. This does not prevent the Judge from answering appropriate questions, giving course instructions, informing an exhibitor where to go or inform the exhibitor of proper procedures.
7. Any alterations or changes in scores or placements must be initiated by the Judge per the program rules of the venue in which they are judging.
8. Judges shall score a trial/class based solely on the dog and handler's (exhibitor's) performance as a team as described in the ASCA Program Rules and Regulations, and in no case shall judging be based (nor any consideration be given) on the identity or reputation of the handler, owner, the breeder, or the dog's lineage.
9. Judges shall remember that trials are staffed largely or entirely with unpaid volunteers, and shall treat stock handlers, tracklayers, ring stewards, timers, helpers, exhibitors and spectators with due courtesy and consideration.
10. Judges shall be professional in demeanor and arrive appropriately dressed for the judging assignment, with due consideration of anticipated weather, arena and ring conditions.

### **Special Rules for Conformation and Tracking Judges:**

1. When officiating at a trial:
  - a. A Judge shall not judge any dog that is co-owned or bred by the Judge's immediate family.
  - b. A Judge, while judging a tracking event, shall not place himself/herself in positions on the track so as to indicate the correct direction of the track, nor place markers or articles so as to clearly indicate corners.
2. Prior to the completion of a conformation judging assignment, a Judge shall not act as a spectator at the same conformation event at which he is scheduled to judge.
3. A Judge shall not personally exhibit a dog in Conformation in the same state as his assignment four (4) days prior to his assignment as a conformation judge.
4. A Judge or their family members should never solicit or promote assignments on the judge's behalf.

### **Definitions:**

- a. Solicitation is the repeated contact and/or the use of influence, persuasion or coercion in an effort to obtain a judging assignment.
- b. Promotion is a Judge's or their immediate family member's attempt to sell or popularize the Judge or their judging assignments through verbal or written advertising and/or publicity.



Established 1957

# AUSTRALIAN SHEPHERD CLUB OF AMERICA

6091 E State Hwy 21, Bryan, TX 77801

P: (979) 778-1082

F: (979) 778-1898

[www.asca.org](http://www.asca.org)

Office Contact: [manager@asca.org](mailto:manager@asca.org)

Board Contact: [asca.execsec@gmail.com](mailto:asca.execsec@gmail.com)

## Dog Aggression Rules

### 1 Disqualified Dogs

#### 1.1 Disqualification

A Judge shall disqualify any dog that such Judge determines has attempted to attack any person in the ring/trial arena where the Judge is judging. In accordance with this rule, the Judge shall mark that dog as "Disqualified" stating the reason for the disqualification on the score sheet, Judge's book, or Judge's Report depending on the program, shall take steps to inform the owner or owner's agent as soon as reasonably possible and shall give the Show/Trial Secretary a brief report of the dog's actions using the "Explanation Form for Disqualified or Excused Dogs". The "Explanation Form for Disqualified or Excused Dogs" and entry form shall be submitted to the Business Office as part of the Show/Trial results for any dog which has been disqualified. The Business Office shall send a Notice of Disqualification to the owner of such dog.

#### 1.2 Jurisdiction

The Affiliate or its Show/Trial Committee has exclusive jurisdiction over an attack on any person which occurs outside of the ring/trial arena as defined below. The Affiliate or Show/Trial Committee shall have jurisdiction if the Judge did not witness the occurrence in their own ring/trial arena. The decision to disqualify a dog shall be based on the incident investigation which shall cover all circumstances surrounding the incident. The Board of Directors will either validate or reverse the Affiliate's decision, basing its action on the details of the investigation and a recommendation from Counsel. The Affiliate or its Show/Trial Committee shall take reasonable steps to inform the owner and the owner's agent of the disqualification as soon as reasonably possible.

#### 1.3 Investigation

The Affiliate or its Show/Trial Committee must perform an investigation of any incident in which a dog has bitten a person, whether it occurred in the ring/trial arena or on the show/trial grounds. The Affiliate must fill out the Affiliate Incident Report Worksheet.

#### 1.4 Disqualifying an Excused Dog

A Judge or Affiliate, or its Show/Trial Committee, which has excused a dog pursuant to Section 2 (Excused Dogs) below, may further disqualify the dog if, in such Judge's, Affiliate's or Show/Trial Committee's opinion, the attack on another dog was so severe that disqualification is warranted.

#### 1.5 Incident Report

The Affiliate or its Show/Trial Committee shall submit a report of any such incident to the Business Office including, but not limited to, the following:

- a. The entry form for any dog which has been disqualified.
- b. The "Explanation Form for Disqualified or Excused Dogs."
- c. Written statements from:
  1. The person bitten;
  2. The owner and/or the owner's agent of the offending dog;
  3. Any and all witnesses, including Judge/s.
- d. Supporting photos of the offending dog and the wound.
- e. Statements describing wound/s, if any, from victim and/or attending medical professionals.
- f. A summary of the investigation and the findings by the Show/Trial Committee with their recommendations.



## 1.6 Materials to ASCA Board of Directors

The Business Office shall submit the materials submitted by the Affiliate or its Show/Trial Committee concerning any such incident to the Executive Secretary, who shall forward these materials to the Board of Directors and ASCA's Counsel. The Business Office will provide the report and all supporting documentation to the owner of the offending dog at the owner's request.

## 1.7 Review by Counsel

ASCA's Counsel shall review the materials and make recommendations to the Board of Directors.

## 1.8 Ineligibility

Any dog which has been disqualified by a Judge or Show/Trial Committee under this Rule shall immediately be ineligible to participate in any ASCA event in any discipline unless and until such dog is reinstated by the Board of Directors.

## 1.9 Appeal

The owner of any dog disqualified under this Rule may appeal such disqualification to the Board of Directors in accordance with the program specific reinstatement process in effect or a process outlined by the Board of Directors. While the appeal is pending, the dog remains disqualified.

## 1.10 ASCA Board of Directors

The Board of Directors has authority to disqualify any dog whose conduct the Board finds is subject to this Rule or whose actions demonstrate aggressive behavior which the Board finds is likely to cause injury or damage to persons or animals, regardless of whether or not the dog was disqualified or excused from the ring/trial arena by the Judge or Show/Trial Committee.

# 2 Excused Dogs

## 2.1 Excusal

A dog which exhibits aggressive behavior towards people or aggressively threatens or attacks another dog shall be excused from the ring/trial arena by the Judge or from the Show Grounds by the Affiliate or its Show/Trial Committee. The Judge shall mark the dog "Excused" on the score sheet, in the Judge's Book or the Judge's Report depending on the program, shall take steps to inform the owner or owner's agent of the dog as soon as reasonably possible and shall give the Show/Trial Secretary a brief report of the dog's actions on the "Explanation Form for Disqualified or Excused Dogs", which shall be submitted to the Business Office with the Show/Trial Results.

## 2.2 Jurisdiction

The Affiliate or its Show/Trial Committee has exclusive jurisdiction over any dog that threatens or attacks another dog outside of the ring/trial arena as described below. The Affiliate or Show/Trial Committee has jurisdiction if the Judge did not witness the occurrence in their own ring/trial arena. The Affiliate or Show/Trial Committee shall make a decision to simply warn or excuse the dog from further competition at such show or trial. The decision to excuse a dog should be based on the incident investigation which shall cover all circumstances surrounding the Incident. If the Affiliate or its Show/Trial Committee decides to excuse a dog, the Board of Directors will either validate or invalidate the Affiliate's decision, basing its action on the details of the investigation and a recommendation from Counsel.

## 2.3 Incident Report

The Affiliate or its Show/Trial Committee shall submit a report of any such incident to the Business Office including but not limited to the following:

- a. The entry form for any dog which has been excused.
- b. "Explanation Form for Disqualified or Excused Dogs."
- c. Written statements from:
  1. The person threatened or person owning the dog that was aggressively threatened or attacked.
  2. The owner and/or the owner's agent of the offending dog.
  3. Any and all witnesses, including Judges.
- d. Supporting photos.
- e. A summary of the investigation and the findings by the Show/Trial Committee with their recommendations.

## 2.4 Report and Documentation to Owner

The Business Office will provide the report and all supporting documentation to the owner of the offending dog at the owner's request.

## **2.5 ASCA Board of Directors**

If a dog has been excused for its behavior under this Rule on two separate occasions, the Business Office shall notify the Board of Directors. The Board of Directors shall take whatever action it deems necessary which may include disqualification.

# **3 Definitions under the Dog Aggression Rules**

## **3.1 Ring/Trial Arena**

The "ring/trial arena" is the bounded area in which judging of an ASCA event occurs and over which the Judge has authority pursuant to the Dog Aggression Rules. The boundary is defined by physical barriers plus a buffer zone extending ten (10) feet from such physical barriers.

## **3.2 Show Grounds**

The "show grounds" are the boundaries of the grounds on which ASCA events are being held. They include, but are not limited to, all areas outside the ring/trial arena (including the buffer zone) set aside for grooming, holding of dogs, and parking of vehicles of the exhibitors.

## **3.3 Disqualified Dog**

A "disqualified dog" is a dog no longer eligible to participate in any ASCA program event from the time of disqualification.

## **3.4 Excused Dog**

An "excused dog" is a dog which has been asked to leave the ring/trial arena for aggressive behavior or instability of temperament. Such a dog is not eligible to compete further in the program from which excused at the event but may participate in other programs at that event. An "excused dog" also refers to a dog that has been excused from an event for aggressive behavior or instability of temperament outside the ring/trial arena by the Affiliate or its Show/Trial Committee.

# **4 Reinstatement of Dogs Disqualified under the Dog Aggression Rules**

## **4.1 Right to Reinstatement**

A dog disqualified under the Dog Aggression Rules has no right to be reinstated for competition.

## **4.2 Reinstatement**

ASCA will consider reinstatement of a dog disqualified under the Dog Aggression Rules in accordance with the program specific reinstatement process in effect or a process outlined by the Board of Directors after the dog satisfactorily completes the reinstatement process.

## **4.3 Documentation for Reinstatement**

To be considered for possible reinstatement, documentation showing the dog has attended obedience training, handling classes and/or behavioral therapy with letters from trainers and/or behavioral specialists stating the dog has completed training and/or behavioral therapy and is not a threat must be submitted along when applying for reinstatement.

## **4.4 Other Considerations for Reinstatement**

Successful completion of a reinstatement program is not a guarantee that the Board will reinstate the dog. ASCA's Board of Directors, in its sole discretion, may consider other conditions before reinstatement. Such conditions may include, but are not limited to, requiring the dog's owner to carry a personal liability policy for the dog in an amount determined by the Board. The Board may also require that such policy include ASCA as an additional named insured at such owner's sole cost and expense.

## **4.5 Eligibility**

There are various conditions that lead to disqualifying a dog for biting/menacing. Not all dogs may be eligible for reinstatement as some conduct is so egregious that reinstatement will never occur. No dog is entitled to reinstatement and following the reinstatement procedures is no guarantee the Board will reinstate. While there is no waiting period before an owner may apply to the BOD for reinstatement of a dog, if a dog is denied reinstatement, the owner must wait one year before reapplying.



Established 1957

# AUSTRALIAN SHEPHERD CLUB OF AMERICA

6091 E State Hwy 21, Bryan, TX 77801

P: (979) 778-1082

F: (979) 778-1898

[www.asca.org](http://www.asca.org)

Office Contact: [manager@asca.org](mailto:manager@asca.org)

Board Contact: [asca.execsec@gmail.com](mailto:asca.execsec@gmail.com)

## Dog Aggression Incident Report Affiliate Worksheet

The Affiliate or its Show/Trial Committee must perform an investigation of any incident in which a dog has injured a person or another dog, whether it occurred in the ring/trial arena or on the show/trial grounds.

Name of Affiliate:			
Date of Event:		Location of Event:	
Where on the show grounds did the incident occur?			

### Information on Offending Dog

Excused or  Disqualified

Registered Name:			
Call Name:		Registration #:	<input type="checkbox"/> Male or <input type="checkbox"/> Female
Registered Owner:			
Email:		Phone:	

### Information on Dog that was Attacked or Injured

(please make appropriate selection)

Registered Name:			
Call Name:		Registration #:	<input type="checkbox"/> Male or <input type="checkbox"/> Female
Registered Owner:			
Email:		Phone:	
Was veterinary attention received? <input type="checkbox"/> Yes or <input type="checkbox"/> No			
If YES, written statement from attending veterinarian must be provided to the ASCA Business Office as soon as possible, preferably included with the incident report.			

OR

### Information on Person that was Attacked or Injured

(please make appropriate selection)

Name:			
Email:		Phone:	
Was medical attention received? <input type="checkbox"/> Yes or <input type="checkbox"/> No			
If YES, written statement from attending medical professional must be provided to the ASCA Business Office as soon as possible, preferably included with the incident report.			

# Incident Investigation

## Members of Investigation Committee:

Name:		Email:	
Name:		Email:	
Name:		Email:	
Name:		Email:	

## Witness Statements

(If more space is needed, please include additional pages with this report.)

### Written Statement from Owner of Offending Dog:

<input type="checkbox"/> Member or <input type="checkbox"/> Non-Member	Signature:	X

### Written Statement from Owner of Dog that was Attacked or Injured: (please make appropriate selection)

<input type="checkbox"/> Member or <input type="checkbox"/> Non-Member	Signature:	X

OR

### Written Statement from Person that was Attacked or Injured: (please make appropriate selection)

<input type="checkbox"/> Member or <input type="checkbox"/> Non-Member	Signature:	X

### Written Statement from Witness #1:

Name:			
Email:		Phone:	
<input type="checkbox"/> Member or <input type="checkbox"/> Non-Member	Signature:	X	

**Written Statement from Witness #2:**

Name:			
Email:		Phone:	
<input type="checkbox"/> Member or <input type="checkbox"/> Non-Member	Signature:	X	

**Written Statement from Witness #3:**

Name:			
Email:		Phone:	
<input type="checkbox"/> Member or <input type="checkbox"/> Non-Member	Signature:	X	

**Summary of the Investigation:**

--

**Recommendation from the Investigation Committee:**

--

Date the Owner of the Offending Dog was notified of the Affiliate's decision:	
---	--

**Checklist of items that MUST to be sent to the ASCA Business Office:**

- The entry form for any dog which has been disqualified
- The "Explanation Form for Disqualified or Excused Dogs"
- This filled-out investigation report worksheet and any additional pages
- Supporting photos of the offending dog (for identification purposes)
- Supporting photos of the wound

The Board of Directors will either validate or reverse the Affiliate's decision, basing its action on the details of the investigation and a recommendation from Counsel.



Established 1957

# AUSTRALIAN SHEPHERD CLUB OF AMERICA

6091 E State Hwy 21, Bryan, TX 77801

P: (979) 778-1082

F: (979) 778-1898

[www.asca.org](http://www.asca.org)

Office Contact: [manager@asca.org](mailto:manager@asca.org)

Board Contact: [asca.execsec@gmail.com](mailto:asca.execsec@gmail.com)

## Conflict Resolution Protocol

EFFECTIVE NOVEMBER 2016 | REVISED JULY 2017

This ASCA Conflict Resolution Protocol replaces the ASCA Dispute Rules, which are no longer in effect.

The purpose of ASCA's rules is to protect and advance the interests of the Australian Shepherd as a purebred dog and to encourage sportsmanlike conduct at dog shows, working, agility, rally, tracking and obedience trials and at any other event where Australian Shepherds participate. The purpose of our rules is to ensure fair participation in our program events, civil conduct among our members and integrity in our registry. Sometimes conflicts and disputes will arise, and, in those cases, the following protocol has been established to resolve such conflicts and disputes.

Membership in ASCA is a privilege, not a right. Members may be disciplined, or membership may be suspended by the Board of Directors for cause detrimental to the interest of ASCA or to its programs, policies, objectives or the harmonious relationship of its members, as determined by the Board of Directors.

Questions not answered by this document should be referred to the ASCA Executive Secretary.

The ASCA Conflict Resolution Form is included with each sanctioning packet sent to Affiliate Clubs. Copies of the ASCA Conflict Resolution Protocol and ASCA Conflict Resolution Form must be available at all ASCA-sanctioned events.

### FIRST DECIDE WHO SHOULD RECEIVE YOUR REQUEST FOR CONFLICT RESOLUTION:

#### Affiliate Club

It is the duty of the Affiliate to deal initially with conflicts which occur during or in connection with its events.

The Affiliate Club should receive these requests for conflict resolution:

1. Conflicts, complaints or disputes arising from violation(s) of rules at ASCA-sanctioned events sponsored by an affiliate, including violations of ASCA Bylaws, ASCA program rule books, ASCA Policy, or ASCA codes of conduct.
2. Conflicts, complaints or disputes arising from affiliate bylaws or rules.
3. Conflicts arising from the improper actions by a judge which are correctable at the time of the event (not the decision of the judge).

#### Board of Directors

The ASCA Board of Directors, via the ASCA Executive Secretary, should receive these requests for conflict resolution:

1. Conflicts with a Judge that cannot be mediated at the show/trial.
2. Conflicts or disputes originating with the ASCA Board regarding the ASCA Bylaws.
3. Appeals of decisions by an affiliate.

### PROCESS FOR REQUESTING CONFLICT RESOLUTION AT THE AFFILIATE LEVEL:

1. The request for conflict resolution is filed on an official ASCA Conflict Resolution Form. The form must be delivered to the Affiliate President or the Affiliate Member in charge of the event. Ordinarily, requests for conflict resolution must be filed on the day the conflict occurs. If the form is not delivered to the Affiliate President immediately, it must be delivered within 48 hours of discovery of the conflict or 48 hours of the event which incited the conflict. In an extreme emergency, a request may be filed orally. Oral requests must be followed up in writing on the official Conflict Resolution Form. Conflicts filed orally are to be dealt with immediately. In the case of an oral request, the Affiliate President or the Affiliate Member in charge of the event will determine whether immediate action must be taken or whether the request for resolution can be heard later. The decision to entertain or reject requests for resolution made after an event rests with the Affiliate, but in no case should a request be entertained which is not received by the Affiliate within five (5) days of its event.

2. A hearing body with a minimum of three members is chosen. The Affiliate President will determine the hearing body. If the Affiliate President is not present when an oral request is made, the Affiliate Member in charge of the event will determine the hearing body. This is normally either the Affiliate Board of Directors or the event committee; however, other ASCA members (program judge, experienced competitor, etc.) who are on site but who were not involved in the situation may also be appointed to the hearing body, even if they are not a member of the hosting affiliate. No party to the conflict or his/her immediate family may be a member of the hearing body. The person who determines the hearing body will chair the hearing body.
3. The complaint is delivered to the hearing body.
4. In cases involving an accused party, the chair of the hearing body advises the accused parties of their rights: to know of the testimony against them, to rebut such testimony, to question all witnesses through the investigator, to present witnesses on their own behalf and to testify on their own behalf.
5. The hearing body conducts the hearing as soon as possible. Any necessary inquiry will be pursued by the hearing officials.
6. When deciding a case of a conflict involving multiple parties, ALL parties shall be notified of the request for conflict resolution and are to be given copies of the form, ALL parties will be allowed to state their case, and ALL parties should be questioned by the hearing body. The hearing body shall make a good faith effort to obtain factual information concerning the conflict, including obtaining information from persons that witnessed the incident other than the person(s) filing the request for resolution or the person(s) involved in the conflict. This provision does not assume or admit that the hearing body is bound by any state or U.S. Constitutional requirement of due process.
7. After all parties have been heard and the investigation is complete, the hearing body will deliberate and reach a decision.
8. The hearing body will announce their decision as soon as possible. Normally this would occur immediately following the hearing. Investigations should be complete within 21 days of the receipt of the request for conflict resolution.
9. If after review and investigation of the conflict or dispute, the hearing body is of the opinion that a rule violation has occurred, the hearing body may take such disciplinary action consistent with the provisions of these rules as it deems appropriate. The hearing body shall refer to the Affiliate Level Disciplinary Guidelines in determining what disciplinary actions to take, if any.
10. All parties involved in the conflict will receive the decision in writing. A copy of this decision, a copy of the request for resolution and a summary of the investigation will be sent to the ASCA Executive Secretary.
11. The decision of the hearing body shall be final and binding unless a written notice of the member's intention to appeal the decision is received by ASCA's Executive Secretary within 7 days of the date of the letter notifying said member of the disciplinary action taken against him/her.

## **PROCESS FOR REQUESTING CONFLICT RESOLUTION AT THE ASCA BOARD LEVEL:**

1. The request for conflict resolution is filed on an official ASCA Conflict Resolution Form and sent to the ASCA Executive Secretary ([asca.execsec@gmail.com](mailto:asca.execsec@gmail.com)). The form must be delivered or postmarked to the ASCA Executive Secretary by email or postmarked within 5 days of the discovery of the conflict or within 5 days of the event which incited the conflict. In the case of an appeal of an affiliate decision, the form must be delivered to the ASCA Executive Secretary by email or postmarked within 7 days of the receipt of the Affiliate's decision.  
Email address: [asca.execsec@gmail.com](mailto:asca.execsec@gmail.com)  
Postal address: ASCA Executive Secretary, c/o ASCA Business Office, 6091 E. State Hwy. 21, Bryan, Texas 77808-9652
2. Upon receipt of the request for conflict resolution, the Executive Secretary will forward the request to all members of the ASCA Board of Directors and will assign a Director to head the investigation of the conflict. All parties named in the request for conflict resolution will be notified by the Executive Secretary and be given a copy of the official Conflict Resolution Request Form.
3. In the case of conflicts involving an accused party, the accused party may file a written answer within 14 days of his/her receipt of the Conflict Resolution Request Form. The Director assigned to investigate the conflict will attempt to contact all involved parties so that they may present their sides of the conflict orally. This provision does not assume or admit that ASCA is bound by any state or U.S. Constitutional requirement of due process.
4. The Director will conclude the investigation and will present his/her findings and recommendation in writing to the Board within 21 days of being assigned the request by the Executive Secretary. A summary of each witness's testimony, including the questions asked, should be part of the written recommendation. The Board of Directors will discuss and vote on the findings and recommendation at the next regularly scheduled Board of Directors meeting following the 21 days.
5. Temporary Measures in Emergency Cases: When necessary, the Board may impose immediate temporary measures to remain in effect pending its decision.
6. The Board, through the Executive Secretary, will deliver dated notice of the decision to both parties within 7 days of the Board vote on the motion. There is no appeal from a Board decision.

## TIMELINES FOR CONFLICT RESOLUTION:

An Affiliate and the Board of Directors may summarily rule against any party who fails to comply with these timelines.

WHAT	WHEN
Filing of Request for Conflict Resolution	A request may be filed immediately for situations requiring emergency action at the Affiliate level. All other requests must be filed within 48 hours of the incident requiring resolution, to the Affiliate (up to 5 days with extenuating circumstances) and within 5 days to the Board, whichever should receive the request.
Notification of Named Parties	Immediately in the case of emergency requests for conflict resolution; before the investigation of the conflict begins.
Investigation by Affiliate-Level Hearing Body	Completed immediately for emergency situations; Complete within 21 days of receipt of Conflict Resolution Form for all others.
Decision by Affiliate-Level Hearing Body	Completed as soon as possible and provided in writing to all parties involved in the conflict.
Appeal to ASCA Board of Directors	Within 7 days of the date of the letter notifying said member of the disciplinary action taken against him/her.
Investigation by Board of Directors	Completed within 21 days of being assigned.
Response from Accused Party	Within 14 days of their receipt of the Conflict Resolution Form.
Decision by Board of Directors	At first Board meeting following the 21-day investigation.

## AFFILIATE LEVEL DISCIPLINARY GUIDELINES:

**Statute of Limitations:** Three (3) years after disciplinary action, is taken against a member such action shall be considered fully satisfied and absolved and a further infraction of the rules after that three-year period shall be treated as a first offense.

First Offense:

- a. Letter of instruction, reminding member of ASCA's rules, OR letter of reprimand;
- b. Fine not to exceed \$100\*;
- c. Both of the above.

Subsequent Offenses:

- a. Letter of Reprimand;
- b. Fine of up to, but not to exceed \$1,000\*;
- c. Referral to Board of Directors for further action;
- d. Combination of a, b, and c above.

\*Failure to pay a fine will result in a member not being in good standing with ASCA, which will result in loss of member privileges; see section 14 of the ASCA Policy Book.

## BOARD LEVEL DISCIPLINARY GUIDELINES:

**Statute of Limitations:** Three (3) years after disciplinary action, is taken against a member such action shall be considered fully satisfied and absolved and a further infraction of the rules after that three-year period shall be treated as a first offense. The Board of Directors will use the Consequences Guidelines below as a guide when resolving conflicts.

## ENFORCEMENT OF BOARD SANCTIONS:

All ASCA Affiliates shall honor sanctions imposed by the Board and shall refrain from taking actions which tend to minimize or lessen such sanctions. For example, if a member is suspended from participating in competitions, Affiliates shall prohibit such participation.

## NOTICE OF SANCTIONS:

Final decisions imposing sanctions against any ASCA member shall be published in the official newsletter.



## **ACTIONS DETRIMENTAL TO THE INTEREST OF ASCA:**

The protocols outlined in this document are intended to help parties resolve conflicts associated with their participation and membership in ASCA. It is the duty of the ASCA Board of Directors to be active protectionists regarding ASCA. Membership in ASCA is a privilege, not a right. A member may be disciplined, or membership may be suspended by the Board of Directors for intentional actions taken by such member which are detrimental to the interests of ASCA or its programs, policies, or objectives, as determined by the Board of Directors.

## **MATTERS NOT SUBJECT TO THE CONFLICT RESOLUTION PROTOCOL:**

1. **Breeder-Buyer or Co-Owner Disputes:** ASCA does not resolve Breeder-Buyer disputes or disputes between co-owners of dogs. ASCA will only take action to enforce the judgments or decisions of a court of competent jurisdiction, unless otherwise provided for in the ASCA Registry Rules.
2. **Breeder's Code of Ethics:** The Breeder's Code of Ethics is a statement of conduct and principles that ASCA requires all breeders of Australian Shepherds to adhere to in order to maintain the integrity of the Australian Shepherd and ASCA's registry. Any complaint relating to a violation of ASCA's Breeder's Code of Ethics shall not be subject to this protocol.
3. **Registry Issues:** Conflicts or disputes concerning ASCA's Registry are not subject to this Conflict Resolution Protocol. Conflicts or disputes concerning the Registry shall be presented to the ASCA Executive Secretary who shall then present them to the ASCA Board of Directors. The Board of Directors shall make a final determination of any such Registry issue presented to it. The ASCA Board of Directors may impose such discipline as it deems appropriate against any person found to have violated ASCA's Registry Rules, up to and including suspension of membership for up to 25 years and imposition of fines of up to \$10,000. Imposition of a suspension of membership privileges for a period longer than 1 year or a fine of more than \$1,000 shall require the affirmative vote of at least seven (7) Directors. The Board of Directors retains the authority to handle a registry issue at any time without the filing of a formal request for Conflict Resolution.
4. **Gross Misconduct:** Gross misconduct by a member, including, but not limited to, theft of ASCA property, theft of property of an ASCA Affiliate Club, physical abuse of a member, or intentional criminal conduct at an ASCA event, will not be tolerated. What constitutes "gross misconduct" shall be determined by the ASCA Board of Directors. If the ASCA Board of Directors determines that a member has engaged in gross misconduct, the Board may impose a suspension of membership upon such person of up to 25 years and a fine of up to \$10,000. Imposition of a suspension of membership privileges for a period longer than 1 year or a fine of more than \$1,000 shall require the affirmative vote of at least seven (7) Directors.

## CONSEQUENCE GUIDELINES:

OFFENSE	CONSEQUENCE
<p><b>Violation of ASCA Program Rules / Regulations or Club Regulations</b></p> <p>(Affiliate Club Regulation offenses are to be dealt with by the Affiliate first. If the Affiliate recommends the ASCA Board investigate and impose sanction, the following will apply.)</p>	<p><u>1st offense</u>, letter of education and/or letter of reprimand, depending on offense, intent and whether education seems more appropriate for the situation; in the case of reprimand, a \$100 fine may also be assessed; first offenses deemed severe enough may receive second offense consequences.</p> <p><u>2nd offense</u>, same or similar offense - 6 months suspension and/or \$200 fine.</p> <p><u>3rd offense</u>, same or similar offense - 1-year suspension and/or a fine up to \$1000.</p> <p><u>4th offense</u>, same or similar offense - 5 years to life suspension and a fine up to \$1000.</p>
<p><b>Misconduct against a Judge</b></p> <p>(Including but not limited to attempting to influence a judge, verbal abuse, public criticism of a judge's decision; depending on severity of misconduct and in cases of physical abuse, the consequence will start at the 2nd offense level.)</p>	<p><u>1st offense</u>, letter of education and/or letter of reprimand, depending on offense, intent and whether education seems more appropriate for the situation; in the case of reprimand, a \$100 fine may also be assessed; first offenses deemed severe enough may receive second offense consequences.</p> <p><u>2nd offense</u>, same or similar offense - 6 months suspension and/or \$200 fine.</p> <p><u>3rd offense</u>, same or similar offense - 1-year suspension and/or a fine up to \$1000.</p> <p><u>4th offense</u>, same or similar offense - 5 years to life suspension and a fine up to \$1000.</p>
<p><b>Unsportsmanlike / unprofessional conduct during an event</b></p> <p>(Please refer to the Personal Code of Conduct for additional guidance.)</p>	<p><u>1st offense</u>, letter of education and/or letter of reprimand, depending on offense, intent and whether education seems more appropriate for the situation; in the case of reprimand, a \$100 fine may also be assessed; first offenses deemed severe enough may receive second offense consequences.</p> <p><u>2nd offense</u>, same or similar offense - 6 months suspension and/or \$200 fine.</p> <p><u>3rd offense</u>, same or similar offense - 1-year suspension and/or a fine up to \$1000.</p> <p><u>4th offense</u>, same or similar offense - 5 years to life suspension and a fine up to \$1000.</p>
<p><b>Disorderly conduct at an event</b></p> <p>(Including but not limited to abusive or foul language/ verbal altercations, destruction of property; in cases of physical altercation, the consequence will start at the 2nd offense level.)</p>	<p><u>1st offense</u>, letter of education and/or letter of reprimand, depending on offense, intent and whether education seems more appropriate for the situation; in the case of reprimand, a \$100 fine may also be assessed; first offenses deemed severe enough may receive second offense consequences.</p> <p><u>2nd offense</u>, same or similar offense - 6 months suspension and/or \$200 fine.</p> <p><u>3rd offense</u>, same or similar offense - 1-year suspension and/or a fine up to \$1000.</p> <p><u>4th offense</u>, same or similar offense - 5 years to life suspension and a fine up to \$1000.</p>
<p><b>Actions detrimental to the interest of ASCA</b></p>	<p>Membership suspended no less than 25 years and all associated privileges revoked.</p>



Established 1957

# AUSTRALIAN SHEPHERD CLUB OF AMERICA

6091 E State Hwy 21, Bryan, TX 77801

P: (979) 778-1082

F: (979) 778-1898

[www.asca.org](http://www.asca.org)

Office Contact: [manager@asca.org](mailto:manager@asca.org)

Board Contact: [asca.execsec@gmail.com](mailto:asca.execsec@gmail.com)

## Request for Conflict Resolution Form

If you find the need to file a request for conflict resolution or find that you are involved in a conflict/dispute, please refer to the Conflict Resolution Protocol, at the back of all ASCA program rule books. Please try to resolve problems yourself, without a formal request for resolution, whenever possible. If you are unable to resolve a problem, use this form to file a formal request for conflict resolution with an Affiliate or the ASCA® Board of Directors under ASCA®'s Conflict Resolution Protocol, which must be read and followed in this formal procedure. **If you fail to complete all fields, your request will not be processed.**

<b>Your Name.</b>	<b>Names of parties about whom you are complaining.</b> You must serve a copy of this form to everyone you name here.	
<b>Today's Date.</b>	<b>Date of event giving rise to this request for resolution.</b>	<b>Date you first learned of the event.</b>
<b>State the grounds for your conflict.</b> Include reference to ASCA® rules, regulations and bylaws which have been violated. Confine your statement to this space if possible. Lengthy statements are discouraged.		
<b>Sign here.</b> By doing so you certify that you have attempted to resolve this conflict informally and that you have served parties with this form as required.	<b>X</b>	