

THE CAST IRON CO

TRADITIONAL MATERIALS
FOR TODAY'S ENVIRONMENT



THE CAST IRON CO.

The Cast Iron Co has been producing traditional street furniture for use in towns and cities both nationally and internationally for the last two decades. In more recent years our range has grown to incorporate more contemporary designs using innovative product materials such as stainless steel and polyurethane. Whilst these materials have their applications, it is interesting to note that cast iron still remains a firm favourite.

This brochure offers a selection of our traditional and more contemporary ranges, but as we are always adding new items, it is advisable to look at our web site for updates and new ideas. Whether you require bollards or litter bins, benches or finger posts, we have a product to suit your design concept. With a wealth of experience not only in street furniture but also in restoration and architectural metalwork, The Cast Iron Co. can offer a comprehensive package from design to completion.



CONTENTS

| | |
|---|--------------|
| Bollards | 2-11 |
| <i>Cast bollards</i> | 2-4 |
| <i>Illuminated bollards</i> | 4 |
| <i>Combination bollards</i> | 5 |
| <i>Steel bollards – round</i> | 6 |
| <i>Steel bollards – square</i> | 7 |
| <i>Stainless steel bollards</i> | 8 |
| <i>Polycast moulded products</i> | 9 |
| <i>Telescopic security posts & bollards</i> | 10-11 |
| Railing posts & panels | 12-13 |
| Tree guards, grilles & frames | 14-16 |
| Seating – cast, fabricated & stainless steel | 17-19 |
| Cycle stands | 20 |
| Signage – fingerposts, fingers, finials, information boards & street signs | 21-23 |
| Litter bins | 24-25 |

www.castiron.co.uk



The Cast Iron Company
Home Farm, Shere Road, Albury, Guildford, Surrey GU5 9BL, UK
Telephone: 01483 203 388 Fax: 01483 229 088
Email: info@castiron.co.uk

BOLLARDS

CAST, ILLUMINATED,
COMBINATION, MILD
STEEL, STAINLESS STEEL
AND POLYCAST MOULDED

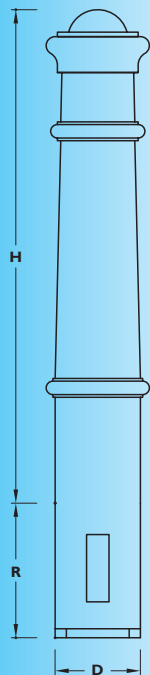
CAST BOLLARDS

Bollards are available in both traditional and contemporary designs. They can be supplied in cast iron, ductile or aluminium* from either our standard range or to your specification.


*Not available in all designs.

Standard bollards are supplied with a root for setting into concrete. Removable versions are also available.

Customised crests and logos can be incorporated into the design. Eyebolts for chain fixing are also an option.



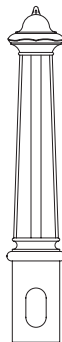
H - Height
R - Root
D - Diameter



CIB 100
H-950
R-270
D-235Ø



CIB 101
H-1100
R-300
D-145 Ø



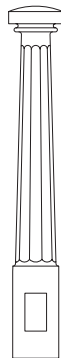
CIB 102
H-940
R-300
D-180Ø



CIB 103
H-950
R-300
D-180Ø



CIB 104
H-930
R-280
D-180□



CIB 105
H-1000
R-300
D-160Ø



CIB 106
H-1100
R-300
D-190Ø



CIB 107
H-850
R-250
D-160Ø



CIB 108
H-1000
R-300
D-170Ø



CIB 109
H-1000
R-300
D-200 □



CIB 111
H-820
R-275
D-240Ø



CIB 112
H-1000
R-300
D-160 □



CIB 106



CIB 109



CIB 109

BOLLARDS

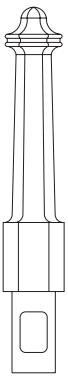
CAST BOLLARDS



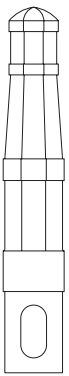
CIB 125 V & A Museum

Bollards are normally supplied primed or fully painted in synthetic enamel or epoxy systems in any colour from BS 4800 / RAL range.


Bollards are available to suit a variety of styles, settings and performance requirements. The range includes products for installations in: supermarkets, car parks, town centres, shopping precincts, contemporary or traditional settings as well as hard-wearing environments such as sea-front developments, marine parks and piers.



CIB 113
H-1050
R-300
D-160Ø



CIB 114
H-1050
R-300
D-215Ø



CIB 116
H-940
R-290
D-430x180



CIB 118
H-920
R-300
D-150□



CIB 120
H-1055
R-300
D-210Ø



CIB 122



CIB 123



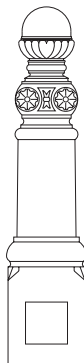
CIB 121
H-1220
R-300
D-160Ø




CIB 122
H-800
R-300
D-160Ø



CIB 123
H-1060
R-440
D-260x140



CIB 125
H-1010
R-310
D-290□



CIB 127
H-895
R-300
D-150□



CIB 125

BOLLARDS

CAST BOLLARDS

We have introduced a range of selected square bollards of both classical and ornate designs for heritage and prestigious sites.



CIB 109 with chain fixings



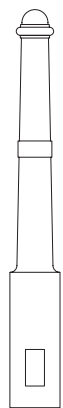
CIB 102R



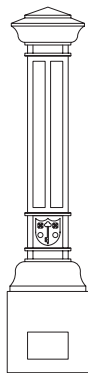
CIB 103



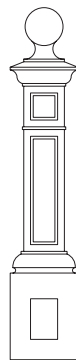
CIB 102



CIB 129
H-995
R-475
D-185 □



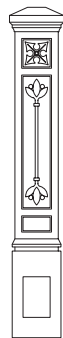
CIB 135
H-1050
R-300
D-300 □



CIB 137
H-1000
R-300
D-250 □



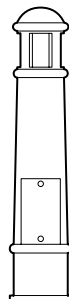
CIB 138
H-1050
R-300
D-190 □



CIB 141
H-920
R-300
D-180 □



CIB 101
H-1075
R-300
F-165Ø



CIB 102
H-900
R-300
F-210Ø



CIB 102R
H-1050
R-300
F-200Ø



CIB 103
H-850
R-350
F-210Ø

ILLUMINATED BOLLARDS

The illuminated bollard range is suitable for use on pathways, car parks and other pedestrianised areas where additional low-level lighting is required.

Illuminated bollards are fitted with either clear or opal polycarbonate glazing and ES socket as standard. Other light sources are available on request.



CIB 108



CIB 116



CSB 201

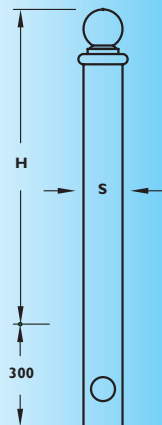
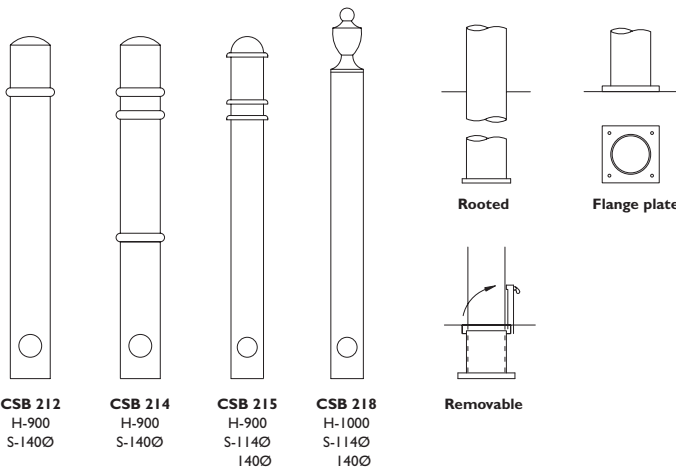
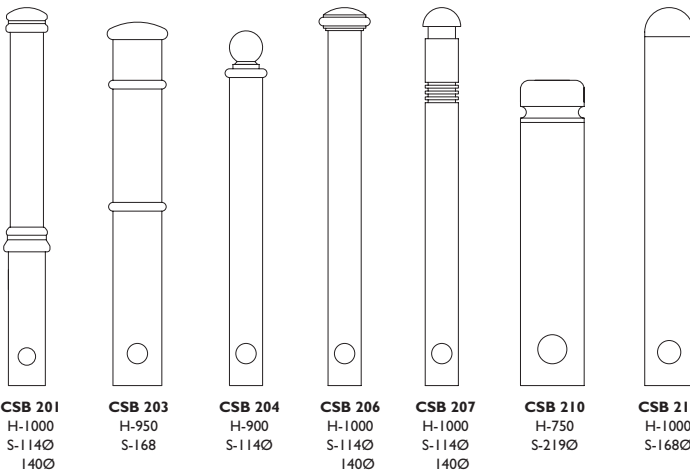
BOLLARDS

COMBINATION BOLLARDS

Bollards combining steel and cast iron offer both strength and design flexibility. Tubular steel bollards decorated with cast iron embellishments of rings, collars and finials are light in weight, easy to move and install. They are also more suitable for use as removable bollards.

Combination bollards can be supplied with a root, flange plate or socket mounting.

Bollards with additional embellishments and of varying heights can also be made to suit customer requirements.



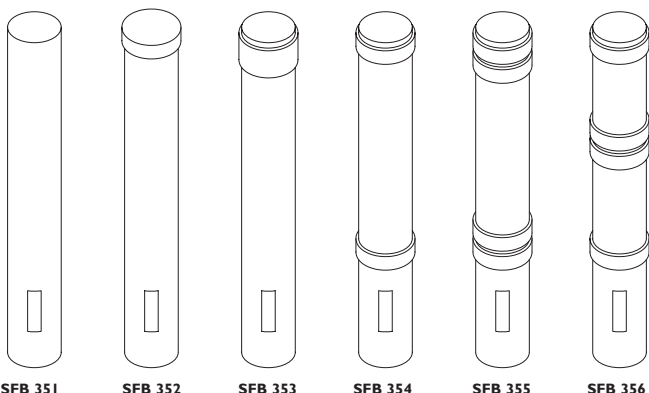
BOLLARDS

STEEL BOLLARDS – ROUND

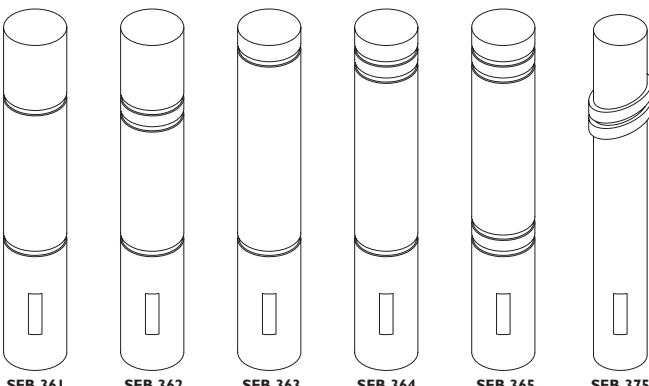
We offer a range of round steel bollards which are fabricated from standard 114mm, 140mm and 168mm cylindrical hollow sections at 900mm high, with a 300mm root, as standard, in the designs shown here.

Bollards in other diameters, heights and designs are also produced to suit special requirements.

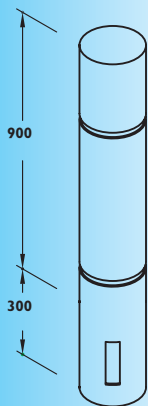
Bollards are normally finished in metal primer and, if required, can be supplied fully painted in synthetic enamel or epoxy systems of any colour from the BS 480 / RAL range. As additional surface protection, the bollards can be galvanized before painting, if specified.



SFB 351 SFB 352 SFB 353 SFB 354 SFB 355 SFB 356



SFB 361 SFB 362 SFB 363 SFB 364 SFB 365 SFB 375



Round Sections (mm)
Ø114, Ø140, Ø168



SFB 362



SFB 312



SFB 355

BOLLARDS

STEEL BOLLARDS – SQUARE

We offer a range of square steel bollards which are fabricated from standard 100mm, 150mm and 200mm square hollow sections at 900mm high, with a 300mm root, as standard, in the designs shown here.

Bollards in other sections, heights and designs are also produced to special requirements.

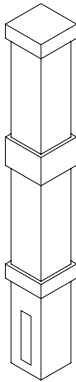
Bollards are normally finished in metal primer and if required can be supplied fully painted in synthetic enamel or epoxy systems of any colour from the BS 480 / RAL range. As additional surface protection, the bollards can be galvanized before painting, if specified.



SFB 301



SFB 302



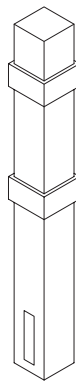
SFB 303



SFB 304



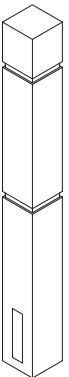
SFB 305



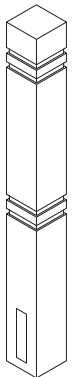
SFB 306



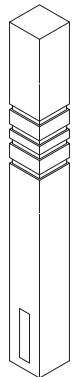
SFB 312



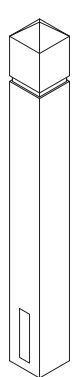
SFB 311



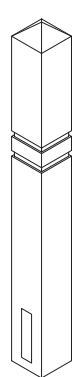
SFB 312



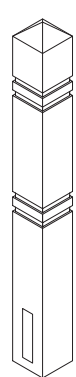
SFB 313



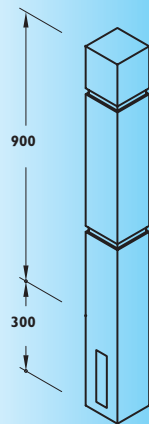
SFB 314



SFB 315



SFB 316



Square Sections (mm)
100, 150, 200

BOLLARDS

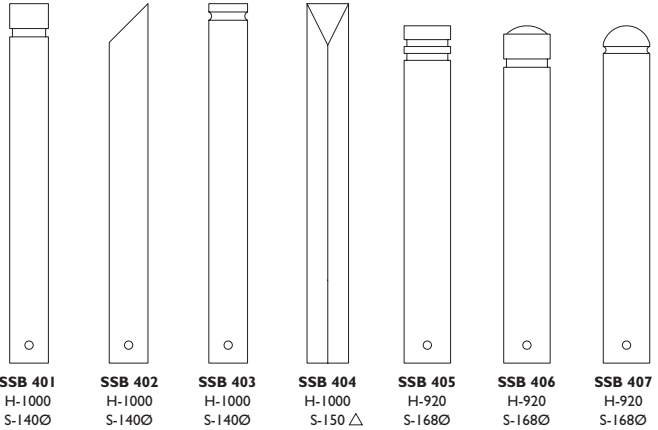
STAINLESS STEEL BOLLARDS

Stainless steel bollards are popular in more contemporary architectural developments.

They are simple in design and construction and can be supplied in polished or satin finishes.

Our range of stainless steel bollards includes: stepped head, cylindrical and plain square section bollards. All plain cylindrical and square section bollards have a wide variety of diameters and sections and are generally made in standard above-the-ground heights of 700mm, 900mm and 1000mm with 300mm root. Alternative heights are available to meet customer requirements.

1. Stainless Steel Bollards - Stepped



2. Stainless Steel Bollards - Cylindrical Plain

| Diameter (S) | Heights (H) | | |
|--------------|-------------|----------|----------|
| | 700 | 900 | 1000 |
| 101 x 2 | SSB 4111 | SSB 4112 | SSB 4113 |
| 114 x 2 | SSB 4121 | SSB 4122 | SSB 4123 |
| 129 x 2 | SSB 4131 | SSB 4132 | SSB 4133 |
| 140 x 2 | SSB 4141 | SSB 4142 | SSB 4143 |
| 154 x 2 | SSB 4151 | SSB 4152 | SSB 4153 |
| 168 x 2 | SSB 4161 | SSB 4162 | SSB 4163 |

3. Stainless Steel Bollards - Square


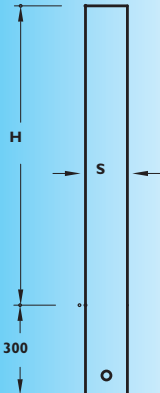
| Sections (S) | Heights (H) | | |
|---------------|-------------|----------|----------|
| | 700 | 900 | 1000 |
| 80 x 80 x 2 | SSB 4211 | SSB 4212 | SSB 4213 |
| 100 x 100 x 2 | SSB 4221 | SSB 4222 | SSB 4223 |
| 120 x 120 x 3 | SSB 4231 | SSB 4232 | SSB 4233 |
| 150 x 150 x 4 | SSB 4241 | SSB 4242 | SSB 4243 |



SSB 401



SSB 402



BOLLARDS

POLYCAST MOULDED PRODUCTS



Dartmouth Post & Rail



Southport Post & Rail

Polycast moulded polyurethane bollards have all the aesthetic appeal of our traditional cast iron bollards but with enhanced resistance to abrasion, impact and corrosion. They are low maintenance and easy to install.

A comprehensive selection of pigmented polyurethane elastomers is available to BS / RAL colours and these can be finished with a heavy duty coating of polyurethane paint of the same shade.


Civic crests or company logos can be effectively incorporated into most of the designs in our range.



PCB 101
H-1100
R-300
D-76Ø



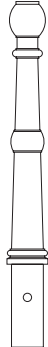
PCB 102
H-940
R-300
D-89Ø



PCB 104
H-930
R-280
D-114Ø



PCB 109
H-1000
R-300
D-114Ø



PCB 118
H-950
R-300
D-76Ø



PCB 121
H-1220
R-300
D-76Ø



PCB 104



PCB 155



PCB 122
H-800
R-300
D-89Ø



PCB 151
H-1000
R-300
D-76Ø



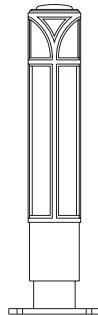
PCB 152
H-900
R-300
D-76Ø



PCB 153
H-800
R-300
D-89Ø



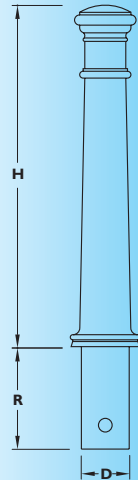
PCB 154
H-700
R-400
D-76Ø



PCB 155
H-1000
R-120
D-310 □



PCB 156
H-900
R-300
D-114Ø



BOLLARDS

TELESCOPIC SECURITY POSTS & BOLLARDS

Our telescopic security posts and bollards are designed for installation in driveways, retail forecourts, large corporate premises and car-parks. They offer a highly effective method of providing protection against ram-raids and serving to protect uncontrolled access and parking.

Neatly installed beneath a cover plate, flush mounted with the ground, it only takes a few seconds to raise each telescopic unit from its retracted position to provide a fully locked and secure, vandal-proof barrier.



Polycast

Stainless steel



SEC850VIC



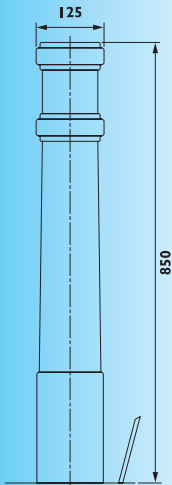
SEC850RSS

Victorian Bollards

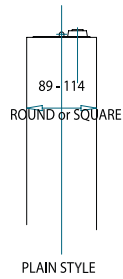
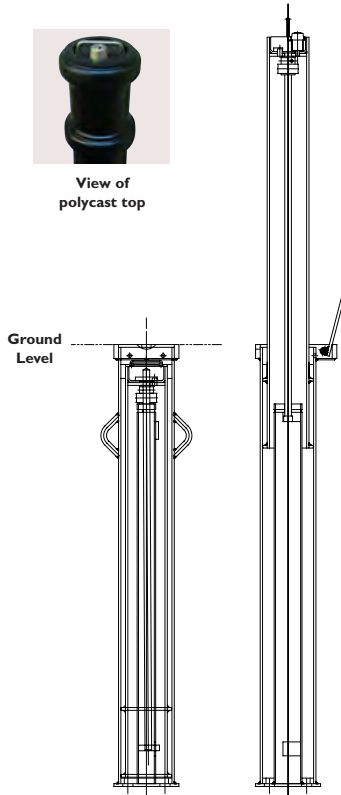
| | Total weight | Lift up weight | Outer data | Ground Socket | Raised Height |
|-----------|--------------|----------------|------------|---------------|---------------|
| SEC850VIC | 52kg | 18kg | 125mm | 1135x140sq | 850mm |



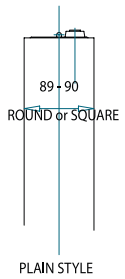
View of polycast top



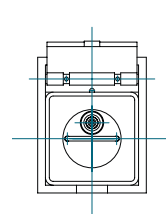
VICTORIA STYLE



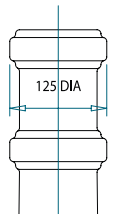
PLAIN STYLE



PLAIN STYLE



TYPICAL PLAN VIEW



VICTORIA STYLE



Telescopic Steel Bollards

| | Total weight | Lift up weight | Outer data | Ground socket | Raised Height |
|------------|--------------|----------------|------------|---------------|---------------|
| SEC850R114 | 51kg | 16kg | 114mm | 1135x140sq | 850mm |
| SEC1000S90 | 48kg | 17kg | 90mm sq | 1285x140sq | 1000mm |
| SEC1000R90 | 45kg | 16kg | 89mm | 1285x140sq | 1000mm |
| SEC1000R | 55kg | 16kg | 114mm | 1285x140sq | 1000mm |

Telescopic Stainless Steel Bollards

| | Total weight | Lift up weight | Outer data | Ground socket | Raised Height |
|--------------|--------------|----------------|------------|---------------|---------------|
| SEC850RSS | 44kg | 10kg | 114mm | 1135x140sq | 850mm |
| SEC1000RSS | 47kg | 12kg | 114mm | 1285x140sq | 1000mm |
| SEC1000RSSAR | 59kg | 22kg | 114mm | 1285x140sq | 1000mm |

Telescopic Posts

| | Total weight | Lift up weight | Outer data | Ground socket | Raised Height |
|-----------|--------------|----------------|------------|---------------|---------------|
| SEC500DW | 2.9kg | 9kg | 89mm | 780x120sq | 500mm |
| SEC670R | 35kg | 10kg | 89mm | 945x120sq | 670mm |
| SEC670RAR | 35kg | 12kg | 89mm | 945x120sq | 670mm |
| SEC670RSS | 35kg | 12kg | 89mm | 945x120sq | 670mm |
| SEC670S | 37kg | 12kg | 90mm sq | 945x120sq | 670mm |
| SEC670SAR | 40kg | 15kg | 90mm sq | 945x120sq | 670mm |



BOLLARDS

TELESCOPIC SECURITY POSTS & BOLLARDS

When not in use, the bollard simply slides back into the ground, leaving only a small, discreet steel cover.

Approved by most major insurance companies, our range of telescopic security posts and bollards are available in steel and stainless steel, or with a resin polymer case and metal core combination.

Finish: Galvanised as standard. Black polyester powder coating available and most other RAL colours. The decorative, lockable Victorian Top (powder coated only) is also an option for all 89mm diameter powder coated telescopic posts.

The Victoria is supplied in black resin polymer case with metal core.

A full installation service is available.

Security: The Mul-T-Lock patented interactive key and cylinder system is fitted as standard.

All posts and bollards can be keyed individually or alike according to your requirements.

The patented Mul-T-Lock key design provides increased security over key blanks, discouraging unauthorised key cutting.



Optional decorated Victorian Top (89mm dia only) SCTOP90



Plan view of ground socket



RAILING POSTS & PANELS

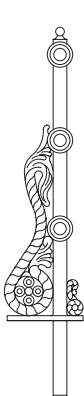
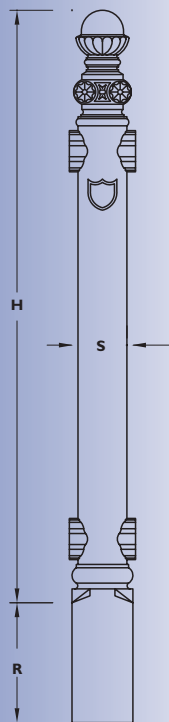
We offer a wide range of contemporary and traditional designs to suit a variety of landscape settings.

Posts can be supplied, from our standard range or to your specification, in cast iron, ductile iron, aluminium or polycast.

Standard steel tube sizes are 33mm, 42mm or 48mm diameter depending on post type.

Some posts are available both as a root fixing or flange base for bolting to a solid foundation.

Various combinations of bosses, such as ends, corners and intermediates can be supplied as well as two, three or four rail bosses depending on design requirements.



CIP 110
H-1180
R-300
S-55



CIP 112
H-1250
R-300
S-92



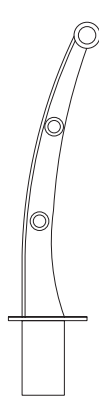
CIP 113
H-1220
R-350
S-60



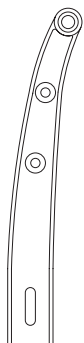
CIP 114
H-1085
R-300
S-66



CIP 115
H-800
R-300
S-150



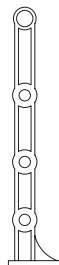
CIP 118
H-1200
R-300
S-170



CIP 120
H-1035
R-300
S-180



CIP 121
H-899
R-Flanged
S-75



CIP 122
H-1030
R-Flanged
S-80



CIP 123
H-1146
R-100
S-112



CIP 124
H-1100
R-300
S-150



CIP 125
H-1236
R-250
S-102




CIP 110 Swanage sea front

RAILING POSTS & PANELS

Depending on post type, infills can be supplied with one, two or three single rails. Alternatively, full infill panels or other types of fabricated panels are available.


Eyebolts for chain fixing are also possible on some posts as a substitute for rails.



DECORATIVE BARRIER FOR FITTING BETWEEN CIP 121 POST



CIP 126
H-1076
R-250
S-66



CIP 136 BARRIER FOR FITTING TO CIP 126 POST



CIP 120 Blackpool Promenade



CIP 125 London Borough of Kensington and Chelsea





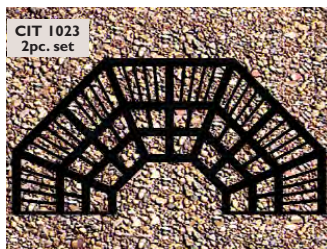

CIP 123 Brighton Promenade

TREE GUARDS, GRILLES & FRAMES


TREE GRILLES

Well-designed tree grilles protect the root systems of trees preventing compaction of surrounding soil. They also add a unique architectural character to the surrounding paved areas.


Our range of tree grilles includes: geometric and organic designs, square and round, hexagonal and octagonal shapes which provide scope for interesting, imaginative and dramatic effects.



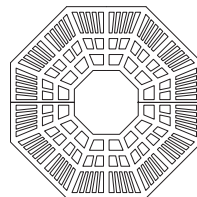
CIT 1074



CIT 1021 A-1200 B-520



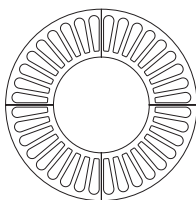
CIT 1022 A-1200 B-400




CIT 1023 A-1200 B-400



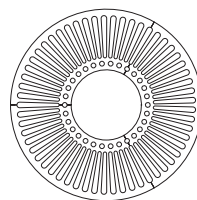
CIT 1072
4pc. set



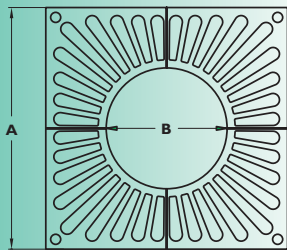
CIT 1012 A-1200 B-600




CIT 1032 A-1200 B-600




CIT 1051 A-1200 B-440
CIT 1053 A-2000 B-800



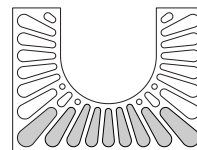
A - Outer diameter or side or across flat
B - Aperture diameter or side or across flat




CIT 1072 A-1200 B-600



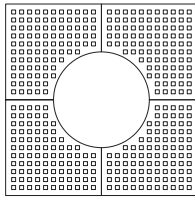
CIT 1073 A-1200 B-400



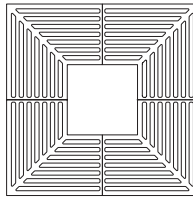
CIT 1074 A-1200 B-600



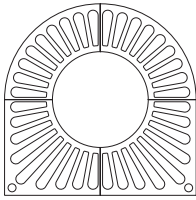
CIT 1061 A-900 B-400
CIT 1063 A-1200 B-500



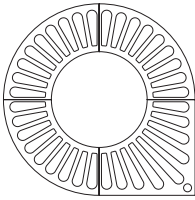
CIT 1081 A-800 B-500
CIT 1082 A-1000 B-500
CIT 1083 A-1200 B-600



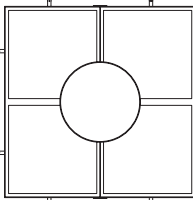
CIT 1092 A-1200 B-440



CIT 1012 & CIT 1032



CIT 1032 & CIT 1012



Typical medium duty 2 piece frame, square/round, suitable for pedestrian areas and with tree guards



Special tree guard surround for London Borough of Wandsworth


TREE GUARDS GRILLES & FRAMES

TREE GRILLES

Materials.

Standard tree grille designs are generally produced in grey cast iron conforming to British Standard BS – 1452, Grade 250 or to other equivalent international specifications. Heavy load-bearing tree grilles and tree grilles with narrow ribs and slots, can be produced in spheroidal graphite cast iron conforming to British Standard BS EN – 1563, Grades EN – GJS 400 –15 and 450 – 10.


We also produce tree grilles in bronze for special commissions.




CIT 1083
4pc. set

All tree grilles can be integrated with our tree guard range.

Tree grilles are supplied primed or fully painted.



CIT 1092
4pc. set



CIT 1063
2pc. set

TREE GUARDS GRILLES & FRAMES

TREE GUARDS

Planting trees in urban environments enhances what could otherwise be bleak, unattractive and desolate car parks, town centres or shopping areas.

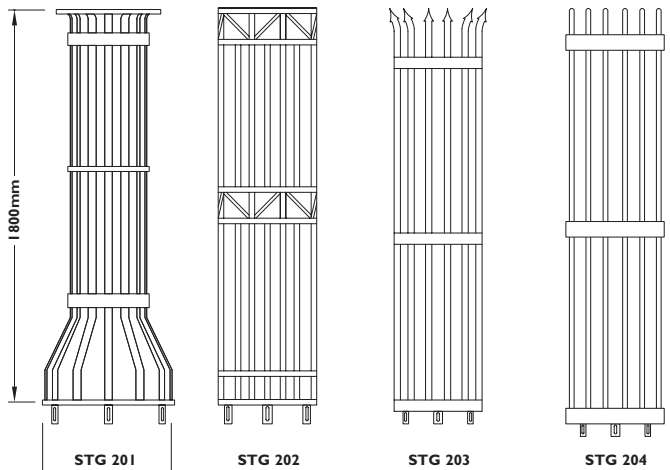


Tree guards and grilles often prove cost-saving in the long term as they help trees grow safely and protect against damage by vandals, vehicles, bicycles etc.

Guards and grilles can be adapted to carry logos, crests or signs. Tree guards may be used with or without tree grilles.

Mild steel guards can be selected from our standard range or fabricated to suit a specific design scheme. They can be supplied primed, hot dip galvanized or fully painted.

Tree guards are 1800mm high as standard and the diameter is variable depending on the tree grille specified.

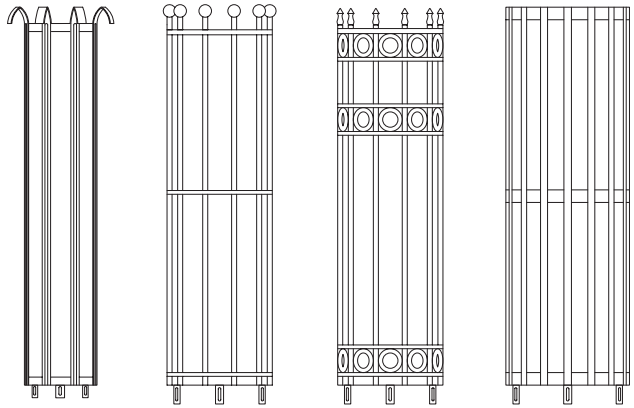


STG 201
Diameter is variable depending on grille size

STG 202

STG 203

STG 204



STG 205

STG 206

STG 207

STG 208



STG 201



STG 203



STG 206

SEATING

CAST


The Cast Iron Company's wide range of cast iron seating incorporates some important 19th century designs such as the Camel and Sphinx benches found along the Thames Embankment adjacent to the Houses of Parliament. These have been faithfully reproduced and are a testament to the iron founders craft.



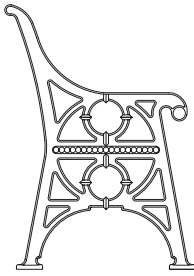
CIS 105 CASTLE SEAT




CIS 104 WIRRAL SEAT




CIS 101 LION
H-820 W-650



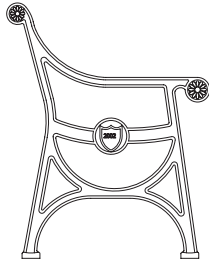
CIS 102 PADDINGTON
H-860 W-620




CIS 106 VICTORIA
H-850 W-580



CIS 112 BATTERSEA
H-810 W-780




CIS 102C RICHMOND
H-830 W-660




CIS 104 WIRRAL
H-800 W-590



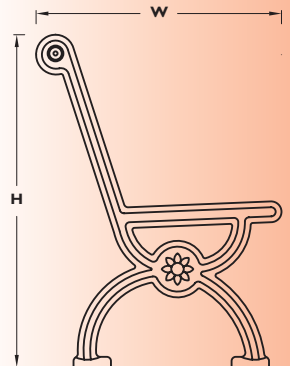
CIS 112 BATTERSEA SEAT



CIS 105 CASTLE
H-800 W-780



CIS 105B CASTLE BENCH
H-640 W-820



SEATING

CAST

Benches are supplied with cast iron ends as standard and with a range of timber or metal slats as required.

Our bench combinations are robust and hardwearing.



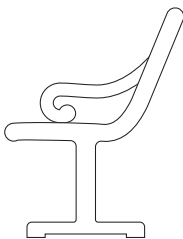
CIS 122
SPHINX BENCH



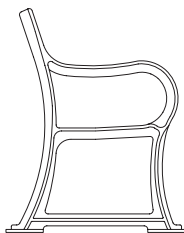
CIS 126
CAMEL BENCH



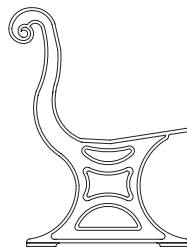
CIS 113
CATHEDRAL SEAT



CIS 108A SUSSEX
H-900 W-630



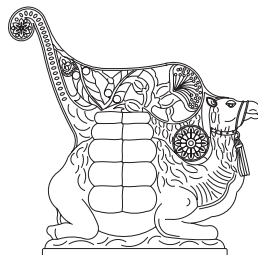
CIS 109 CAVENDISH
H-750 W-600



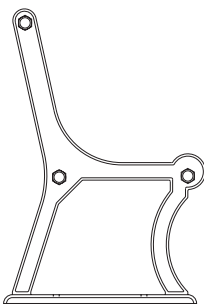
CIS 111 ARNHEM
H-800 W-605



CIS 122 SPHINX
H-810 W-780



CIS 126 CAMEL
H-810 W-820



CIS 113 CATHEDRAL
H-1008 W-691



CIS 132 SOUTHPORT
H-860 W-600

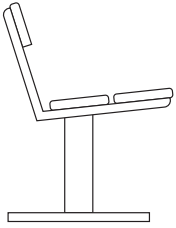
WALL MOUNTED



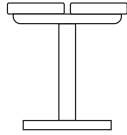
CIS 101 LION SEAT – Gunnersbury Park

SEATING

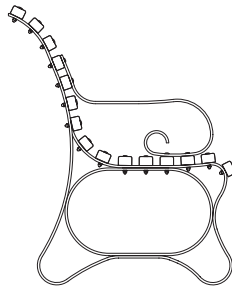
STEEL & TIMBER & STAINLESS STEEL



FSB 201 EWHURST
H-810 W-520



FSB 202 OCKLEY
H-432 W-424

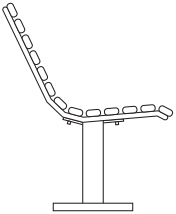


FSB 205 GUNNERSBURY
H-910 W-750

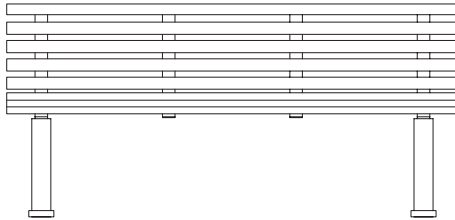
Fabricated steel and stainless steel seats are offered in both contemporary and traditional designs and give a tough, durable and hardwearing option when wear and tear is a major factor.

Fabricated steel seats with treated hardwood slats, are galvanized and powder coated or vyflex coated in a range of BS/RAL colours. Grade 304 or 316 stainless steel is offered in a satin or bright polished finish.

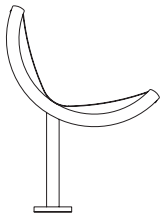
The majority of the designs are available in standard 1.8m, 2.1m or 2.4m lengths. Other sizes can be made to customers' special requirements.



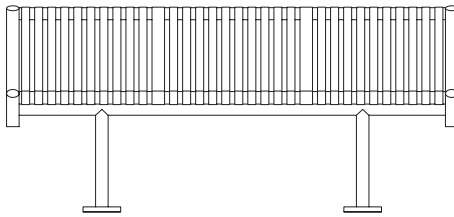
FSB 206 CHILWORTH
H-855 W-610



FSB 205 GUNNERSBURY



FSB 208 BLACKPOOL
H-822 W-610



FSB 201 EWHURST



FSB 208 Blackpool seat



FSB 206 CHILWORTH

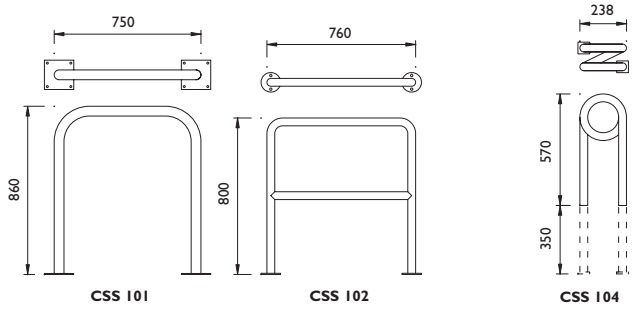
CYCLE STANDS

The popularity of cycling continues to increase not only for health, fitness and recreation but also as an environmentally friendly means of transport.

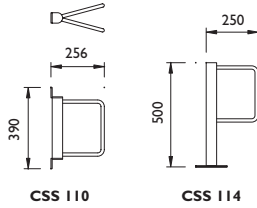
Extending our design flair and street furniture expertise to cycle parking, we have created a range of products offering stylish solutions to the problem of safely parking bicycles in public places.

Our range of cycle parking equipment includes various types of front wheel holders, cycle stands of steel tubes and cycle racks for efficient parking of large numbers of bicycles.

Materials available for use include: cast iron, mild steel, stainless steel and polycast.

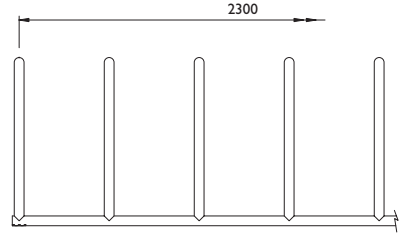


CSS 116



CSS 110

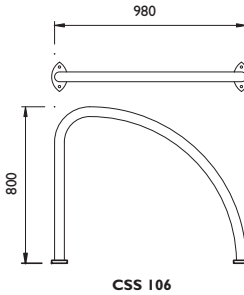
CSS 114



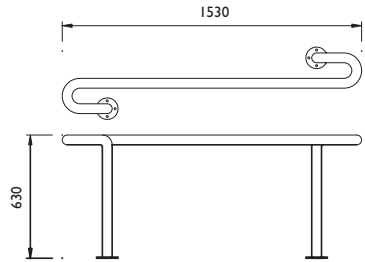
CSS 108



CSS 107



CSS 106



CSS 107



CSS 104



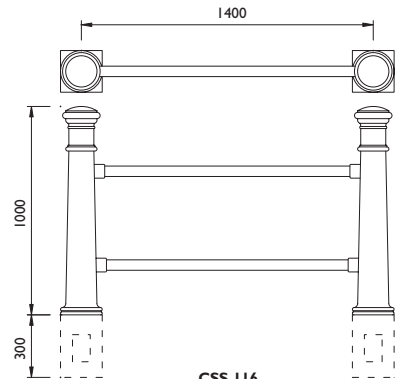
CSS 106 Stainless Steel



CSS 108



CSS 101 Stainless Steel



CSS 116



PCP 106 Birmingham Cathedral Church

SIGNAGE

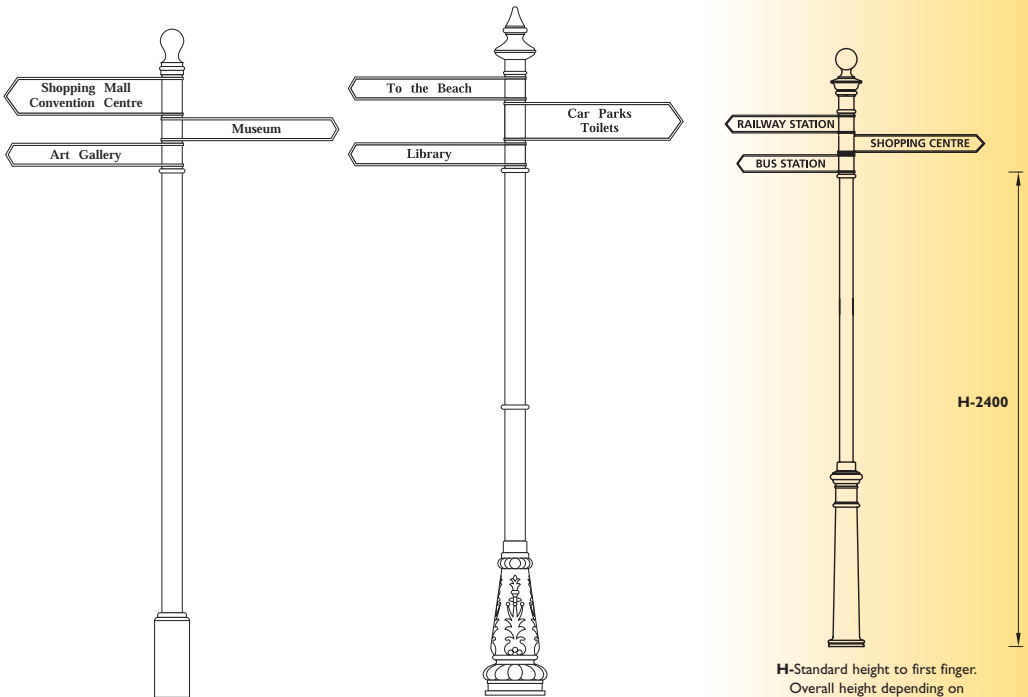
FINGERPOSTS, FINGERS, FINIALS, INFORMATION BOARDS & STREET SIGNS

We offer a wide range of Fingerposts featuring tubular steel shafts with a top shaft to suit specific requirements with cast aluminium fingers, spacer collars and finials.

All our Fingerposts represent a balanced mix of traditional, ornamental and plain designs, which blend very well into heritage locations and contemporary sites.

As well as standard products, we are happy to advise and quote on bespoke designs.

Fixing: Root or Flanged Plate for bolting to concrete foundation.



CFP 107

CFP 103

H-Standard height to first finger.
Overall height depending on
total number of fingers.

SIGNAGE


FINGERPOSTS, FINGER & FINIALS

A wide range of fingers and finials are available. Single, double or triple line fingers can be provided with symbols and logos if required. Text is also possible on the CF 001 finial.

Fingerposts are normally supplied in black with the fingers highlighted in gold or any other RAL colours. A wide selection of letter fonts are also offered.



BF 003



BF 005



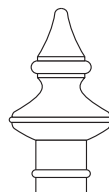
LF 004



CF 001



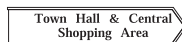
BF 002



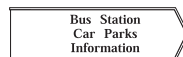
LF 001



Single finger: 90mm depth



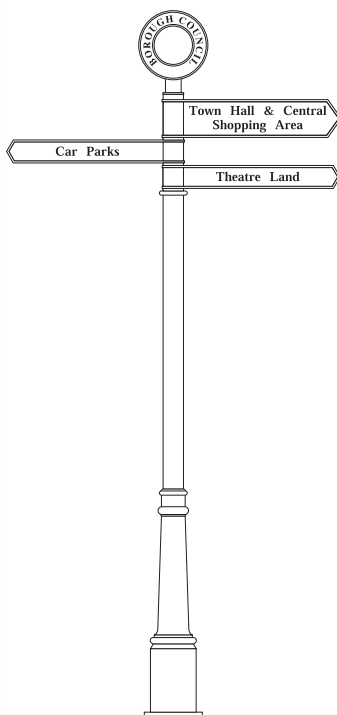
Double finger: 150mm depth



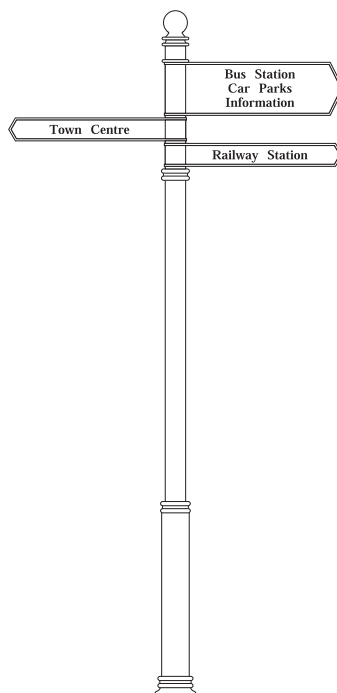
Triple finger: 210mm depth



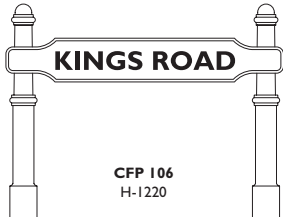
CFP 101 Twickenham




CFP 101




PCP 106
Only available in polycast



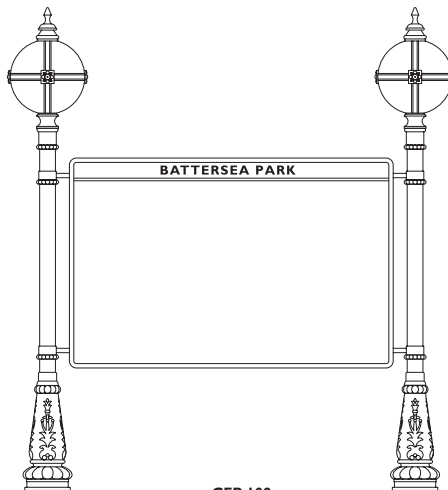
CFP 106
H-1220



CFP 107
H-2200



CFP 108
H-2162



CFP 109
H-2070


SIGNAGE

INFORMATION BOARDS & STREET SIGNS

We can provide both single or double post information boards of different designs and sizes.

In addition, contemporary designs in tubular steel are also available. A large selection of various Street Signs in cast iron, aluminium or polycast are available. These can be finished in black and highlighted in gold, white or any BS/RAL colour.

Signs can also be supplied in bronze for special commissions.



Our Design and Manufacturing teams regularly collaborate with architects and customers to prepare co-ordinated signage schemes.



LITTER BINS

CAST, FABRICATED & STAINLESS STEEL

Our comprehensive range of litter bins can be supplied in a variety of materials: cast iron, fabricated steel, stainless steel, timber or a combination of steel and timber.

Crests and logos can be cast as an integral part of the bin to give an individual feature.

The majority of litter bins are supplied with a galvanised sheet metal liner.


SQUARE BINS



ZLB 501A
H-1015
S-490 □

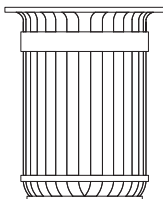


CLB 411
H-976
S-400 □

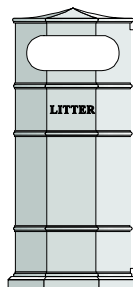


CLB 203 WD
H-1090
S-590 □

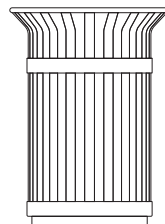
ROUND BINS



SLB 208
H-790
S-500 Ø



CLB 421
H-976
S-400 Ø




SLB 211
H-890
S-500 Ø



CLB 401
H-976
S-400 Ø



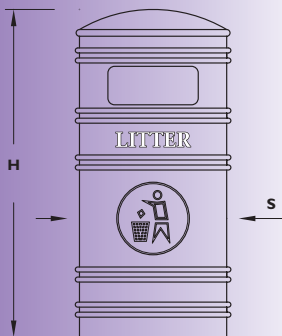
CLB 212
H-860
S-440 Ø



SSB 210
H-915
S-350 Ø



Special commission for the Cathedral Church, Birmingham



SSB 210



SSB 211



CLB 401

SQUARE BINS



TLB 301
H-940
S-405 □



TLB 301
H-1015
S-530 □



TLB 302
H-760
S-610 □

ROUND BINS



SLB 212
H-1085
S-490Ø



SSB 215A
H-1050
S-528 Ø



TLB 303
H-735
S-530Ø



ZLB 501A
Zintec Steel
including patented
Ashtray



ZLB 502A
Zintec Steel
including patented
Ashtray



SLB 212
Metal slatted

LITTER BINS NEW TO RANGE

We are also pleased to offer a variety of new litter bins within our range. These include timber, steel slatted, stainless steel and zintec steel polyester powder coated finishes. The majority of bins are supplied with galvanised liners and some can be supplied with a security facility.

SAFE, CLEAN LITTER BINS FOR SMOKING AREAS

Our contemporary range of side opening zintec steel litter bins incorporate the Omos patented easy-empty self cleaning ashtray. This is a safe and hygienic method of disposing of cigarette butts without the cleansing operator having to physically touch the ash or butts.



SSB 215A
Stainless Steel including patented Ashtray
Dublin City Centre

The location of these mounted ashtrays will ensure that the entrance to your building remains clean and attractive.



ASH 240F
Flange Mounted
H-960
W-210
D-100

ASH 460W
Wall Mounted
H-250
W-250
D-65



ASHTRAYS

We are also able to supply wall or floor mounted ashtrays that are both functional and unobtrusive. These are a combination of stainless steel, aluminium and galvanised steel construction with a durable polyester powder coated finish and tamper resistant opening.



www.castiron.co.uk

**THE
CAST IRON CO**

TRADITIONAL MATERIALS
FOR TODAY'S ENVIRONMENT

The Cast Iron Company
Home Farm, Shere Road, Albury,
Guildford, Surrey GU5 9BL, UK
Telephone: 01483 203 388 Fax: 01483 229 088
Email: info@castiron.co.uk