

# DRYER DUCTING

## Foil Ducting Boxed



UL 2158A Listed for Dryers

35-17425-5 4" x 25'  
35-17450-5 4" x 50'

UL 181

35-17525 5" x 25'  
35-17625 6" x 25'  
35-17725 7" x 25'  
35-17825 8" x 25'

## Foil Ducting Kits w/ 2 Clamps



UL 2158A Listed for Dryers

		Clamps
35-133-5FS	4" x 3'	Spring
35-135-5FS	4" x 5'	Spring
35-138-5FS	4" x 8'	Spring
35-125-5FS	4" x 5'	Screw
35-125-8FS	4" x 8'	Screw

## Foil Ducting Pre-Cut



UL 2158A Listed for Dryers

35-103-5F 4" x 3'  
35-105-5F 4" x 5'  
35-108-5F 4" x 8'

## Vent Bucket

35-860F



10 1/2" x 4 3/4" Bucket  
w/ 5ft Foil Ducting & Plastic Clamps

## Vent Straps




35-022 10' x 22 gauge  
35-026 10' x 26 gauge  
35-028 10' x 28 gauge

## Dryer Duct Clamps



35-01 Spring Type  
35-02 Screw Type  
50-964 Worm Gear

## Corrugated Aluminum



UL 2158A Listed for Dryers

35-110550 4" x 4' Aluminum Duct

## Corrugated Aluminum




Plain Ends

35-18043/9 4" x 3'  
35-18045/9 4" x 5'  
35-18048/9 4" x 8'  
35-18058/5 5" x 8'  
35-18068/4 6" x 8'  
35-18078/4 7" x 8'  
35-18088/4 8" x 8'  
35-18010/8 10" x 8'


## Corrugated Aluminum

Soft Cuff Ends




35-10088 4" x 4'  
35-10090 4" x 6'  
35-10091 4" x 8'

Soft Cuff & Snap Lock Ends




35-110160 4" x 2' w/Screw Clamp

Snap Lock Ends



35-10107 4" x 6' w/2 Screw Clamps

Installers Kit



35-10095  
4" x 4' Pipe w/ Close Elbow  
4" x 4' Pipe w/ Wall Elbow  
4" Extension Collar  
2 ea. Screw Clamps



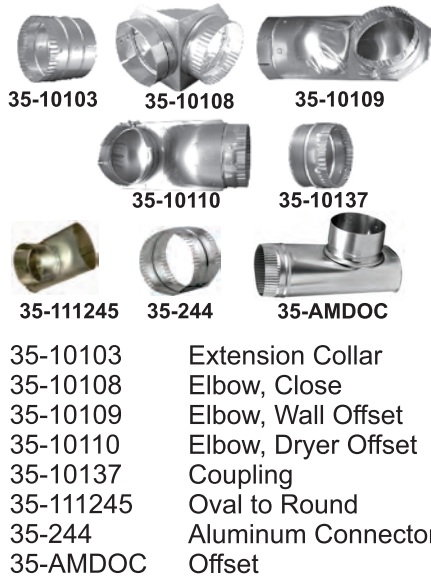
Division of *elbi* of America ■ Tel: 800-242-7769 ■ Fax: 800-662-7769 ■ [www.arrowindustries.com](http://www.arrowindustries.com)

4-2019

E-1

# VENT HOOD & ADAPTERS

## 4" Vent Adapters



- |           |          |          |
|-----------|----------|----------|
| 35-10103  | 35-10108 | 35-10109 |
| 35-10110  | 35-10137 |          |
| 35-111245 | 35-244   | 35-AMDOC |
- 
- |           |                     |
|-----------|---------------------|
| 35-10103  | Extension Collar    |
| 35-10108  | Elbow, Close        |
| 35-10109  | Elbow, Wall Offset  |
| 35-10110  | Elbow, Dryer Offset |
| 35-10137  | Coupling            |
| 35-111245 | Oval to Round       |
| 35-244    | Aluminum Connector  |
| 35-AMDOC  | Offset              |

## Vent Pipe - Snaplock

### Aluminum



35-424 4" x 24"

### Galvanized



- |        |           |
|--------|-----------|
| 35-404 | 4" x 30"  |
| 35-414 | 4" x 36"  |
| 35-415 | 5" x 36"  |
| 35-416 | 6" x 36"  |
| 35-417 | 7" x 36"  |
| 35-418 | 8" x 36"  |
| 35-410 | 10" x 36" |

## Adjustable Elbows

### Aluminum



- |        |    |
|--------|----|
| 35-314 | 4" |
| 35-316 | 6" |
| 35-317 | 7" |

### Galvanized



- |        |     |
|--------|-----|
| 35-303 | 3"  |
| 35-304 | 4"  |
| 35-305 | 5"  |
| 35-306 | 6"  |
| 35-307 | 7"  |
| 35-308 | 8"  |
| 35-310 | 10" |

## Reducers Increases

### Galvanized Reducer



- |         |           |
|---------|-----------|
| 35-3108 | 10" to 8" |
| 35-343  | 4" to 3"  |
| 35-354  | 5" to 4"  |
| 35-364  | 6" to 4"  |
| 35-365  | 6" to 5"  |
| 35-375  | 7" to 5"  |
| 35-376  | 7" to 6"  |
| 35-386  | 8" to 6"  |
| 35-387  | 8" to 7"  |

### Galvanized Increase



- |        |          |
|--------|----------|
| 35-434 | 3" to 4" |
| 35-445 | 4" to 5" |
| 35-456 | 5" to 6" |
| 35-457 | 5" to 7" |
| 35-467 | 6" to 7" |
| 35-478 | 7" to 8" |

## Transition Adapters



- |                  |          |                  |
|------------------|----------|------------------|
| 35-505           | 35-595   | 35-CB610         |
| <b>Straight</b>  | 35-505   | 5" x 3.25" x 10" |
|                  | 35-506   | 6" x 3.25" x 10" |
|                  | 35-507   | 7" x 3.25" x 10" |
|                  | 35-508   | 8" x 3.25" x 10" |
| <b>90° Angle</b> | 35-595   | 5" x 3.25" x 10" |
|                  | 35-596   | 6" x 3.25" x 10" |
|                  | 35-597   | 7" x 3.25" x 10" |
| <b>Cone Boot</b> | 35-CB610 | 6" x 3.25" x 10" |


## Transition Pipe Extensions & Angles



- |                  |        |                   |
|------------------|--------|-------------------|
| 35-550           | 35-555 | 35-557            |
| <b>Extension</b> | 35-550 | 6" x 3.25" x 10"  |
|                  | 35-560 | 36" x 3.25" x 10" |
| <b>Elbow</b>     | 35-555 | 90° 3.25" x 10"   |
|                  | 35-557 | 45° 3.25" x 10"   |

## Telescoping Vents

### Aluminum



- |          |           |         |               |
|----------|-----------|---------|---------------|
| 35-10144 | 0" to 5"  | 35-630  | 18" to 30"    |
| 35-10146 | 0" to 18" | 35-648  | 24" to 41"    |
|          |           | 35-648S | 28" to 43"    |
|          |           |         | Bottom Outlet |

## Vent Hoods



- |                    |                         |                   |                                |                    |
|--------------------|-------------------------|-------------------|--------------------------------|--------------------|
| 35-800<br>Aluminum | 35-812<br>Plastic       | 35-844<br>Plastic | 35-885<br>Plastic              | 35-897<br>Aluminum |
| 35-800             | 4" Regular Boxed Alum.  | 35-885            | Gray with 5" Plastic Wall Cap  |                    |
| 35-802             | 4" Big Mouth Alum.      | 35-886            | White with 5" Plastic Wall Cap |                    |
| 35-810             | 4" Regular Bulk Plastic | 35-886            | Gray with 6" Plastic Wall Cap  |                    |
| 35-812             | 4" Big Mouth Plastic    | 35-895            | 5" w/ Spring Loaded Damper     |                    |
| 35-844             | 4" w/ Dampers           | 35-896            | 6" w/ Spring Loaded Damper     |                    |
| 35-845             | 5" w/ Dampers           | 35-897            | 7" w/ Spring Loaded Damper     |                    |
| 35-846             | 6" w/ Dampers           | 35-898            | 8" w/ Spring Loaded Damper     |                    |