



Spring 2017 Edition

Norfolk  
Greenhouses

Many things have changed since 1973, but one thing that has remained the same is our dedication to providing good quality and affordable gardening products, designed and built in the UK.

In the early days, our first greenhouse consisted of a wooden dowel frame which had a PVC cover with a zip draped over it. It proved to be a very popular product and even today some manufacturers are still using this method of greenhouse construction.

With input from our customers and with valuable experience gained in the industry, we made the decision to upgrade the materials to give you a better product.

The wood was swapped for Galvanised Steel for durability and strength, and semi-rigid UV stabilised PVC on our Ultimate model greenhouses. These changes were the start of the growth of Norfolk Greenhouses, 1.5 million customers and 40 years later, we're still going strong.

Many greenhouse companies are fighting for your custom, our products present maximum value for money, we don't promise to be anything we are not. We understand that life can be expensive, by keeping our products affordable, everyone has the opportunity to "grow their own", eat healthily, and enjoy the wonderful hobby and lifestyle that is gardening.



## Contents

### Greenhouses & Planting

Ultimate Greenhouses	6
Spacesaver	8
Heaters	10
Staging	12
Potting Bench	14
Plant Houses	15
Cloches	16
Cold Frames	17
Plant Stands	18
Fruit Cage	20
Buttacup	22

### Buildings & Canopies

Sunrooms	26
Porches	28
Canopies	30
Carports	32
Patio Houses	34
Garden Rooms	35





## Norfolk Garden Products

Our affordable safety garden products range has been surprising and delighting gardeners since its inception in 1973. With everything from greenhouses to mini cloches, we have something to save every gardener money.



# Ultimate Greenhouses



You'll be delighted with our Ultimate Greenhouse, proudly designed and manufactured in the UK by professionals with more than 30 years of industry experience.

The Ultimate Greenhouse provides ample growing room. Perfect for propagation and growing your own fruit and vegetables right in the back garden. It provides space for our staging units so that you can truly maximise your growing potential. The Ultimate Greenhouse's anti-shatter clear-as-glass PVC wall panels provide safety in busy gardens, so you can be sure that the children, grandchildren and pets are safe playing in the garden at home.

*Why change a great idea that has worked well for over 30 years?*

The double-sliding doors provide easy access, there is ample space for plant supports, grow bags and irrigation systems. The super insulating translucent twinwall roof sheets are ideal for providing extra warmth for young plants whilst protecting them from direct sunlight.

4mm Polycarbonate Twin-wall provides a thermal efficiency rating of R=1.43 against just R=0.95 for standard 3mm float glass. If you want to provide some extra warmth or to overwinter in those colder months, why not try one of our Marvel Paraffin Greenhouse Heaters.

As a low cost alternative to glass greenhouses our Ultimate Greenhouses make the perfect choice for allotment gardeners and are a perfect addition to any successful allotment. Its modular construction means you can easily bolt on additional Ultimate Greenhouses for extra growing room if you ever require more space.

## Sizes & Prices

All prices include 3-5 working day delivery to most mainland UK addresses.

Model	Order Code	Height mm (in)	Width mm (in)	Depth mm (in)	Price
4ft	GHUG1220+G	1980 (78)	1770 (70)	1220 (48)	£199
6ft	GHUG1770+G	1980 (78)	1770 (70)	1800 (71)	£249
8ft	GHUG2380+G	1980 (78)	1770 (70)	2410 (95)	£299
12ft	GHUG3540+G	1980 (78)	1770 (70)	3570 (140)	£349

Door aperture 1650 (65") H x 765mm (30") W



# Spacesaver Greenhouses

Make the most of smaller gardens and outside areas with a spacesaver greenhouse, keeping your plants and seeds protected from the elements. This great product has been manufactured by us for over 30 years in the UK!

The spacesaver greenhouse is one of our best selling products, it's simple, yet offers a huge amount of gardening value for overwintering, growing tomatoes and chillies, for an excellent price. Featuring a sturdy, galvanised steel frame construction, clad with our "Ultimate Glazing System" using decorative green trim.

Designed to fit to a wall or a fence and has three levels of rails which will support 18 standard size (14") seed trays (not supplied, see page 12) and a single sliding door for easy access with an opening of 555mm (22").

Use the spacesaver all year round, you could start by propagating seeds or growing your own tomatoes from a growbag on the floor. The compact growing solution, it is truly amazing what you can squeeze into it! The spacesaver comes complete with back panels to close off any holes you may have in your fence.

## Sizes & Prices

Model	Order Code	Height mm (in)	Width mm (in)	Depth mm (in)	Price
Green	GHSSUG635	1780 (70)	1780 (70)	635 (25)	£169


Door aperture 1720 (68") H x 555mm (22") W



£5 off trays  
when bought with  
spacesaver



# Award Winning Greenhouse Heaters



## Models & Prices

Model	Order Code	Burners	Wicks	Output	Capacity	Est. Burn Time	Price
Mini	GHHESMMINI	Single	1	150w	1.7 L	20-40 hours	£25
Major	GHHESMAJR	Single	2	625w	5 L	30-60 hours	£35
Ultimate	GHHESMULTM	Double	4	1250w	5 L	50-70 hours	£45

All figures are approximate, results will vary in different conditions.

Extend your growing season all year-round with our hand-made greenhouse heaters, manufactured and supplied by us for over 30 years. Our paraffin heaters help promote rapid germination and they provide essential CO<sup>2</sup> for photosynthesis. These heaters are extremely efficient and economical to run on premium grade paraffin and are manufactured to meet the British Standard BS3300 (1985).

The heaters have high output, brassed duplex burners. The tank is galvanised inside and out, and has a wide base for extra stability. The chimneys of the major and ultimate heaters have viewing windows and each burner is equipped with a snuffer to extinguish the flame.

***“Our heaters have been awarded best in category for paraffin heaters by Kitchen Garden Magazine & Garden News Magazine.”***

## Additional Wicks

Additional wicks are readily available for all models.

### Mini Wicks (Packs of 3)

Mini requires a single wick.

1 pack £3.00 each


### Major & Ultimate Wicks (Packs of 2)

Major requires 2 wicks. Ultimate requires 4 wicks.

1-2 packs £3.00 each

3-4 packs £2.00 each

5+ packs £1.50 each





# Greenhouse Staging & Trays

All of our Norfolk Greenhouse staging is manufactured in strong lightweight galvanised steel. The key to our staging is the rail system which supports standard size (14") seed or gravel trays.

Our staging systems enables the removal and flexible movement of trays to allow taller plants to develop without disrupting your growing space. You can either use your own trays or use our heavy duty long lasting re-usable trays.

## Seed & Gravel Trays

Heavy duty, injection moulded, black polypropylene trays. These standard size trays are ideal for use with all of our products.

The unique channel detail in the base of the trays makes them more rigid. Seed trays are perforated at two levels to improve drainage. Gravel trays do not have holes.

## Staging Sizes & Prices

All prices include 3-5 working day delivery to most mainland UK addresses.

Tray Capacity	Order Code	Height mm (in)	Width mm (in)	Depth mm (in)	Price
10	PLSTSM10	1120 (44)	610 (24)	410 (16)	£25
12	PLSTSM12	800 (31)	800 (31)	410 (16)	£25
18	PLSTSM18	1120 (44)	800 (31)	410 (16)	£30
24	PLSTSM24	1120 (44)	1120 (40)	410 (16)	£35

## Tray Types & Prices

Pack Type	Order Code	Seed Qty	Gravel Qty	Depth (in)	Price
Seed	PLTRBGRAV	10	0	14"	£18
Gravel	PLTRBSEED	0	10	14"	£18
Mixed	PLTRBMIXD	5	5	14"	£18







## Potting Bench

Our portable potting bench can be positioned where required: in the greenhouse, on the patio, garage, or even indoors! Pot up your seed trays then store beneath on the three levels of support rails plus the floor space. Made of galvanised steel framework with a green easy clean potting & work top shelf.

## Plant Houses

Start your seeds off indoors or out, using one of our brilliant plant houses. Small enough to easily fit indoors and saves cluttering up window sills, they are constructed using galvanised steel framework and are clad with twinwall.

Sliding doors provide easy access and ventilation. Includes built in sets of rails which can support standard size (14") seed trays.

This product is designed to fit to a wall or fence when placed outside, all versions come complete with a back panel, with the exception of the wall garden (this can be purchased separately if required).

These compact units are a popular choice and can be used to propagate seeds. Once ready the seed trays can be removed and the seedlings can then be transplanted into pots or a growbag, then placed at the bottom of the unit allowing them freedom to grow whilst being protected from the elements.

### Model Sizes & Prices

All prices include 3-5 working day delivery to most mainland UK addresses.

Model	Order Code	Height mm (in)	Width mm (in)	Depth mm (in)	Price
Potting Bench	PLPBSG800	1120 (44)	800 (31)	410 (16)	£39
9 Tray Plant House	PLPHSM810	810 (32)	810 (32)	430 (17)	£49
12 Tray Plant House	PLPHSM1195	1195 (47)	1130 (44)	400 (16)	£69
12 Tray Wall Garden	PLPHSM1810	1800 (71)	1130 (44)	440 (17)	£79

Seed & gravel trays sold separately.





## Cloches & Cold Frames

Our Ultimate Cloches are ideal for protecting early vegetables or young plants. Constructed from galvanised steel framework and clad with "clear as glass" UPVC safety panels on both sides.

At each end there is a shaped twinwall panel positioned in place using wooden pegs (supplied). Our cloches enable quick easy access and ventilation.

Our compact cloche is strong, stable and has a built in carrying handle for easy lifting. Remember, like all of our products we do not use glass, we use safety UPVC panels to help prevent accidents in the garden.



Mini Twin



Jumbo

Our cold frames are constructed from galvanised steel frame work and clad with twin wall sides. They benefit from two "clear as glass" full length sliding doors for easy access and ventilation. It's a perfect choice for the safety conscious and practical gardener.

Our cold frames come in two sizes, standard and jumbo, both made from shatter resistant materials. They are ideal for protecting early vegetables or young plants.



Standard



Compact

### Model Sizes & Prices

All prices include 3-5 working day delivery to most mainland UK addresses.

Model	Order Code	Height mm (in)	Width mm (in)	Depth mm (in)	Price
Mini Cloche (Twin)	PLCLSM810	360 (14)	800 (32)	490 (19)	£39
Compact Cloche	PLCLSM1510	340 (13)	1510 (60)	490 (19)	£29
Standard Cold Frame	PLCFUM810	465 (18)	800 (32)	800 (32)	£39
Jumbo Cold Frame	PLCFUM1510	585 (23)	1510 (60)	800 (32)	£59



# Plant Stands

Our range of Plant Stands are all made from sturdy galvanised steel. Just assemble the frame and affix string, wire or netting (not supplied) to holes in the frame.

Once assembled the stand can be used year after year and can be easily crop rotated without all the fuss traditionally associated with canes. The stands fold flat without the need to remove strings, wire or netting. They are designed to fit either one or two standard sized growbags.



## Model Sizes & Prices

All prices include 3-5 working day delivery to most mainland UK addresses.

Model	Order Code	Width mm (in)	Height mm (in)	Price
Small	PLPSM1170	885 (35)	1170 (46)	£20
Medium	PLPSM1110	1770 (70)	1110 (43)	£29
Large	PLPSM1725	1770 (70)	1725 (68)	£29





# Fruit Cages

If you are fed up with the birds getting first choice of your crops then why not invest in one of our walk in fruit cages.

Made from a galvanised steel framework and covered with tough anti bird nylon netting, complete with all fittings.

The door can be fastened using a hutch style closer. The corners of the cage are braced with 45 degree stays to reinforce the frame. The netting is large enough to allow important pollenating insects through, but fine and strong enough to keep out those pesky birds.

Our fruit cages are modular and can easily be extended by adding an additional extension frame kit (no door) and fastening together with cable ties (as shown below).



## Model Sizes & Prices

Door?	Order Code	Square Size mm (in)	Price
Yes	PLFCUM18WD	1800 (71)	£69
No	PLFCUM18ND	1800 (71)	£59





# Buttacup Planters

Buttacup. The Innovative, new, self-watering planters, designed to brighten up any standard water butt or anything circular. The easy way to create new habitat for flora and fauna, and save water by doing so. Truly a fantastic way to add some colour to your garden and Grow Your Own! There are currently two variations of Buttacup product:



## Buttacup 'Flow'

Designed to be attached to a cylindrical water butt. It has a unique fixing system which doubles as a tap, providing your plants regular, automatic watering to make sure they are always looked after, even when you forget!

## Buttacup 'Bloom'

The Bloom model is designed to be a self standing planter, and to give your garden some fantastic colour in any season! They can be placed anywhere, and are ideal for placing around tree trunks, water butts, and anything you decide!

## Models & Prices

Model	Price
Flow (Various colours)	£13.99
Bloom (Various colours)	£8.99







## Norfolk Garden Buildings

Our exceptional value garden buildings range has everything you need to get that little bit of extra dry space all year round. From overdoor canopies to carports, and from porches to sunrooms, we have something for every need. Our self-assembly kits come with fast and free delivery and can be constructed on any level base, no specialist construction is required.

Now includes

**FREE**  
guttering kit



# Ultimate Sunroom

An affordable alternative to a traditional expensive conservatory! Constructed from sturdy box section uPVC framework makes a rigid structure clad with uPVC hollow air-space insulation cladding board (external tongue and groove effect).

The roof panels are our translucent twinwall for maximum light with insulation in winter and shade in summer. The clear glazing panels are a thicker gauge than our greenhouses, precut to size, they have a 5 year manufacturers clarity guarantee. The Sunroom features a hinged fully locking door which can be fitted to the front or either side.

The Norfolk Sunroom is a truly remarkable product at a truly remarkable price! Just prepare a base of your choice and erect the Sunroom on it. Optional gutter kits, opening window and additional door kits are also available. This product is fully modular to enable you to build to any size required!

No maintenance required, other than the occasional wash down. Simply erect it and enjoy it! Supplied flat packed with assembly instructions. Site against house wall over an existing door or french windows on a level base or floor of your choice.



## Model Sizes & Prices

Model	Order Code	Height mm (in)	Width mm (in)	Depth mm (in)	Price
Sunroom 2.5m	BCSRUW2550+G	Wall 2280 (90) Eaves 1930 (76)	2550 (100)	2580 (101)	£849
Sunroom 3.5m	BCSRUW3825+G	Wall 2280 (90) Eaves 1930 (76)	3825 (150)	2580 (101)	£1249
Extension Kit	BCSRUWEXT	Wall 2280 (90) Eaves 1930 (76)	1275 (50)	2580 (101)	£499
Extra Door Kit	BCSRDOORKIT	Opening 1790 (70) H x 700 (27) W			£119
Opening Window Kit	BCWIUW2550	Opening 1125 (44) H x 590 (23) W			£69





# Ultimate Porch

Our Porches are made from rigid UPVC materials so require no maintenance. Simply erect and fix into position on your prepared base.

The framework is a UPVC box section and is clad with UPVC cladding board (external tongue and groove effect) glazed with the "Ultimate Glazing System" and translucent twinwall roofing giving good light and insulation.

Complete with Locking Mechanism, the door can be hinged for left or right hand opening and can be fitted to front or either side or add an additional door using our extra door kit for just £99 when purchased at the same time as your porch (order code BCPODOORKIT).

## Sizes & Prices

All prices include 3-5 working day delivery to most mainland UK addresses.

Model	Order Code	Price
Porch 1.3m	BCPOSW1280+G	£379
Porch 1.9m (Pictured)	BCPOSW1915+G	£449
Height mm (in)	Width mm (in)	Depth mm (in)
Wall 2310 (91)	Porch 1.3m 1280 (50)	1310 (52)
Eaves 1980 (78)	Porch 1.9m 1915 (75)	

Door aperture 1790 (70") H x 700mm (27") W



Porch 1.9m

Now includes  
**FREE**  
guttering kit





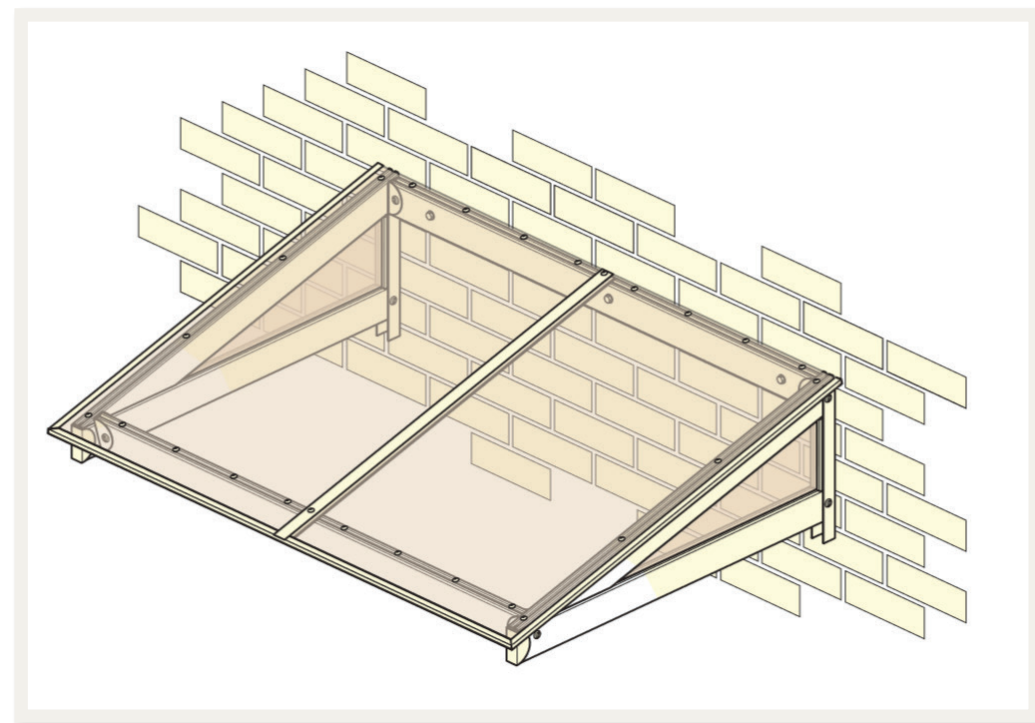
## Patio Canopies

Enjoy greater use of your patio with this permanent garden patio canopy. Assemble and leave up all year round for an ideal all weather cover at a fantastic price. The framework is made of white UPVC material and the roof is twinwall panels. The front edge of the canopy boasts integral guttering with a downpipe that drain neatly into the canopies leg.

## Model Sizes & Prices

All prices include 3-5 working day delivery to most mainland UK addresses.

Order Code	Order Code	Height mm (in)	Width mm (in)	Depth mm (in)	Price
Door Canopy 1.2m	BCDCSW1250	330 (13)	1250 (49)	860 (34)	£89
Door Canopy 1.8m	BCDCSW1880	330 (13)	1880 (74)	860 (34)	£99
Patio Canopy	BCCSUWN2820	2290 (90)	2820 (111)	1880 (74)	£179



The inexpensive answer to creating a protective porch roof over an exposed outside door or window. Protection from rain, sleet, snow and sunshine. It is an ideal porch for the front or back door.

It has a sturdy framework made from rigid box section UPVC. The roof is made from ultraviolet stabilised translucent twinwall insulation panel which not only protects from the rain but also diffuses direct sunlight. Once erected, they require no maintenance.





# Ultimate Carport

Norfolk Carports are great value for money! Give you and your car all weather protection with this fantastic no maintenance carport. This design has been manufactured by us for over 20 years and they incorporate a rigid white UPVC framework with a translucent PVC roof.

The carports are 2m high as standard, but can be upgraded to 2.5m, and optional 6ft (1.8m) extension kits are available.



## Model Sizes & Prices

Order Code	Order Code	Height mm (in)	Width mm (in)	Depth mm (in)	Price
Carport 3.8m Short Leg (2m)	BCCPSW3820+G	Wall 2280 (90) Leg 2000 (78)	2530 (100)	3800 (150)	£349
Carport 3.8m Long Leg (2.5m)	BCCPSW3825+G	Wall 2780 (109) Leg 2500 (98)	2530 (100)	3800 (150)	£369
Carport 5.7m Short Leg (2m)	BCCPSW5720+G	Wall 2280 (90) Leg 2000 (78)	2530 (100)	5720 (225)	£399
Carport 5.7m Long Leg (2.5m)	BCCPSW5725+G	Wall 2780 (109) Leg 2500 (98)	2530 (100)	5720 (225)	£429
Short Leg Extension Kit	BCCPSW1800EXT	Wall 2280 (90) Leg 2000 (78)	2530 (100)	1820 (72)	£179
Long Leg Extension Kit	BCCPSW1825EXT	Wall 2780 (109) Leg 2500 (98)	2530 (100)	1820 (72)	£199



Now includes  
**FREE**  
guttering kit



Enjoy your garden space in a whole new way with one of our great range of patio houses by Norfolk Greenhouses. If space comes at a premium then this Patio House is a must. Not only is it aesthetically pleasing, but it is also extremely practical and benefits from a sliding side vent, a single sliding door, two corner shelves and a high level shelf.

Whilst perfect for any size garden, our patio house is designed to help make the most out of small gardens or patios, giving you a new way to enjoy being out and about in your garden, whilst protected from the wind.

Special staging is available to be purchased separately to maximize the space. It has sturdy construction, a galvanised steel frame with a white decorative trim, and is clad with the "Ultimate Glazing System".



## Models Sizes & Prices

All prices include 3-5 working day delivery to most mainland UK addresses.

Model	Order Code	Height mm (in)	Width mm (in)	Depth mm (in)	Price
Standard Patio House	BCPHSW1200	Centre 1930 (76)	1180 (46)	1180 (46)	£199
		Eaves 1750 (69)			

Door aperture 1750 (69") H x 545mm (21") W



The Norfolk Greenhouses Garden Room is made from a galvanised steel frame, clad with the "Ultimate Glazing System". All sizes have a sliding vent window and double sliding doors with a door opening width of 790mm, enabling easy access for wheelchairs and wheelbarrows alike. The doors can be fitted on the front, or on either side of the frame, with additional doors available as add-ons.

## Models Sizes & Prices

All prices include 3-5 working day delivery to most mainland UK addresses.

Model	Order Code	Height mm (in)	Width mm (in)	Depth mm (in)	Price
Garden Room 2.4m	BCGRSM2360	2130 (84)	2350 (93)	1780 (70)	£239
Garden Room 3.5m	BCGRSM3520	2130 (84)	3510 (138)	1780 (70)	£289
Extra Door Kit	BCGRDOORKIT	790 (31) W x 750 (69) H			£82



## Our Promise

We take pride in the materials used in our designs. To help you get a better idea of how our products are constructed we have included a small sample of two of our main materials, safety glazing SAN panels and insulating Twinwall panels.

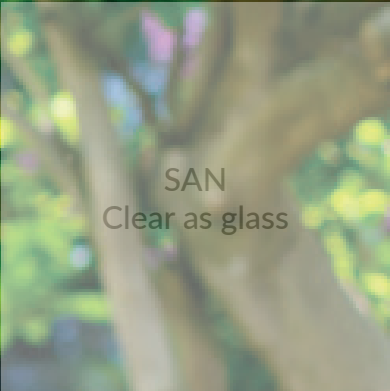
The top sample, is our Safety Glazing. It's clear as glass and shatterproof. It is tough and durable and its clarity is guaranteed for 5 years.

The bottom sample, is our insulating Twinwall panel. It is used to provide warmth by trapping a layer of air in its flutes.

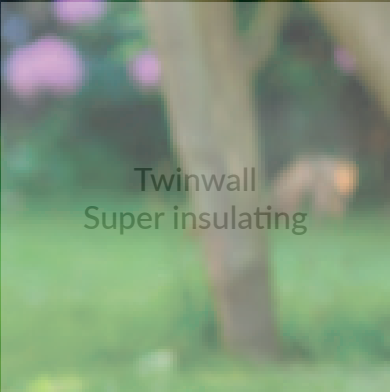
It is used as the roof in our greenhouses, garden rooms, canopies and patio houses. It is also used widely as the insulating material in our cloches, cold frames and plant houses.

All of our products are guaranteed for one year against manufacturing faults. We supply a wide range of spare parts for those days when the football game gets way out of control.

All prices displayed include VAT and are subject to change at the discretion of Norfolk Greenhouses. Terms & Conditions of sale are available at [www.norfolk-greenhouses.co.uk/terms-privacy](http://www.norfolk-greenhouses.co.uk/terms-privacy) or by post or email on request. Free delivery is to UK zones A, B & C as per the map shown on [www.norfolk-greenhouses.co.uk/delivery-free-to-your-doorstep/](http://www.norfolk-greenhouses.co.uk/delivery-free-to-your-doorstep/), all other zones may attract a carriage surcharge



SAN  
Clear as glass



Twinwall  
Super insulating