









ADVANTAGES

1. Modular structure controls the power & PIR functions
2. Adjustable solar panel
3. Exclusive adjustable LED light bar modules for optimal aiming direction - allowing for more precise illumination
4. High-Quality Monocrystalline solar panel
5. Dual sensor design | Wide detection angle | Lager coverage area
6. Ceramic-Core Lithium Batteries and MPPT battery management system for a safer and longer working time
7. New generation Phillips 5050 chip
8. Three working modes, adjustable for different environment types
9. Optional Type 3 light distribution design lens, suitable for Road Lighting. Sometimes referred to as "Bat Wing"
10. Aluminum case resists to hurricanes to Cat 4
11. IP65 waterproof
12. Three year warranty



Specifications			
Single head	 1x40W	 2x40W	 3x40W
Dual head		 40W+40W PIR	 40W+2*40W PIR
Item Number	SLI-40W-STEALTH	SLI-80W-STEALTH	SLI-120W-STEALTH
Power	40W	80W	120W
LED Type	Phillips 5050	Phillips 5050	Phillips 5050
Lumen	6,000 Lumens	12,000 Lumens	18,000 Lumens
Solar panel	32W Monocrystalline	55W Monocrystalline	82W Monocrystalline
Li-ion Battery	22AH,11.1V/244.2Wh	32AH,14.8V/473.6Wh	48AH,14.8V/710.4Wh
Product dimension	711.0*386.0*243.0mm	1178.0*386.0*243.0 mm	1616.0*386.0*243.0mm
Installation Height & Size	10' - 15' or 3-5 Meters	15' - 25' or 5-8 Meters	15' - 25' or 5-8 Meters
Working Mode	 Keep 50% brightness	 100% Bright & Dim	 50% Brightness(5Hrs)+PIR
Working Time(Fully charged)	3 nights	6 nights	4.5 nights
Remote Control	5 key With Memory, Control Distance ≤50 feet / or ≤15 Meters		
Beam angle	140*78° Bat-Wing Light Distribution		
PIR Sensor	Detection angle: 150° Detection area: <15M		
Housing material	Aluminum+ABS, anti-UV, fire-proof Housing Color: Black		
Lifespan	35,000hrs 3 year warranty		

Advantages

Modular & Adjustable LED Light Bar Structure

- * Easy switch Sensor & No Sensor
- * Control Power by adding Modules
- * Operate Single, Double or Triple

Smart PIR

- * **Dual Sensor**
- * Detection area: <50m or 15m
- * Detection angle: 150°

Adjustable Solar Panel and Light Bar

- * Solar Panel $\pm 90^\circ$ Adjustable
- * Adjustable Light module Direction $\pm 40^\circ$
- * Optimized for maximum charging capability

Superior housing design

- * Aluminum+ ABS
- * Can resist Category 4 hurricane
- * Anti-UV and fire-proof

Solar Panel

- * Mono crystalline panel
- * Tempered glass
- * Laminated for protection
- * 20 year lifespan




LED & Lens

- * New Phillips 5050 LEDs
- * Exceptionally bright lumens >150 lumens per watt
- * Professional Type 3 or "Bat-Wing" Optic Lens
- * Optimized for Road lighting

Lithium Battery Pack

- * Ceramic-Core Lithium
- * MPPT solar charge controller
- * PCT & 6-in-1 protection device
- * Optimize Battery usage & safety

Three Work Modes + Remote Control + Memory

-  Constant Lighting Mode
-  PIR Sensor Mode
-  Constant & PIR mode



IR Remote Control


Switch/Confirm


ON/OFF

-  **Constant Lighting Mode (50% Brightness)**
-  **PIR Sensor Mode (100% brightness+Dim)**
-  **Constant & PIR Mode (5 hours Constant + PIR)**

