




ENGINEERING
ON FIRE



CHILLI PENGUIN



STOVES



"CROESO CYNNES"

"A WARM WELCOME"



Warm up With

All About Us	2
Our Products	3
Short Penguin	4-5
Woody Penguin	6-7
Hungry Penguin	8-9
Fat Penguin	10-11
High & Mighty Penguin	12-13
Penguin 8	14-15
Chilli Billie	16-17
Other Products	18
FAQs	19

All About Us

We are a small family run business located near the stunning coastline of the Llyn Peninsula in North Wales, close to the Welsh coastal footpath. Established in 2001 we now have showrooms in Cardiff and Brecon and a network of over 70 carefully selected stockists nationwide. We do not sell online.

We are committed to UK manufacturing not only because the UK is good at it but because every order contributes to the salary of someone local to us or someone we know. We love stoves ourselves, we design them, build them and have them in our own homes and in our workshop. We are inspired by the climate we live in. Over the winters we can get battered by the winds and we are surrounded by damp salty air. We run our stoves almost continuously in our workshop at that time of year and the same stoves have been performing brilliantly for over a decade now. For us that is the best recommendation we can give you.

WE DESIGN ALL OUR OWN PRODUCTS. ALL THE DESIGN, PROTO-TYPING AND MANUFACTURE HAPPEN HERE IN THE UK, OVER 90% WITHIN WALES.

DAN NI'N CYNLLUNIO EIN HOLL GYNNYRCH. MAE'R CYNLLUN, PROTOTEIPIO A CHYNHYRCHU YN DIGWYDD YMA YN Y DU, DROS 90% OHONO YNG NGHYNMRU.



UK STOCKISTS

Our Products

We produce top quality products that do what they say, and do it well.

We also want them to last for a long time. We spend a long time in the design and development process to ensure this. Chilli Penguin Stoves have very effective air wash and clean burn systems. All our domestic stoves meet the current and very comprehensive UK and EU standards. **The stoves efficiency ratings are amongst the highest currently available in the UK,** which means you will get more heat out of the fuel that you put in.

There is a DEFRA model available in most of our domestic stoves making them suitable for burning in smoke control areas and base heat shields which allow for a greater choice of hearth.

The Short Penguin

Pengwin Bach

Small in stature but big on personality.

The smallest of our domestic stoves, equally at home on land and on the water... a stove you'll want to come home to. Clean lines, contemporary stainless steel handles, clean burning and very efficient. Equally popular at home and on canal boats.



What's More

The Short Penguin, like all our domestic stoves uses the Chilli Penguin Clean Burn and Air Wash systems. Pre-heated air is introduced via channels and jets at the back of the firebox and above the door. This ignites the volatile gases given off by the fuel, giving a very efficient burn and reducing the volume of harmful emissions that would otherwise be released into the atmosphere. The cleaner burn and the cushion of air directed at the glass, called an air wash, result in a clear view of the fire

The Tech Specs

Nominal Output	5kW
Efficiency(wood)	82%
Height	540mm
Height With Plinth	711mm
Width	380mm
Depth	355mm
Multi-Fuel	Yes
*DEFRA Kit Included	Yes
Colours Available	Yes
Max Log Length	270mm

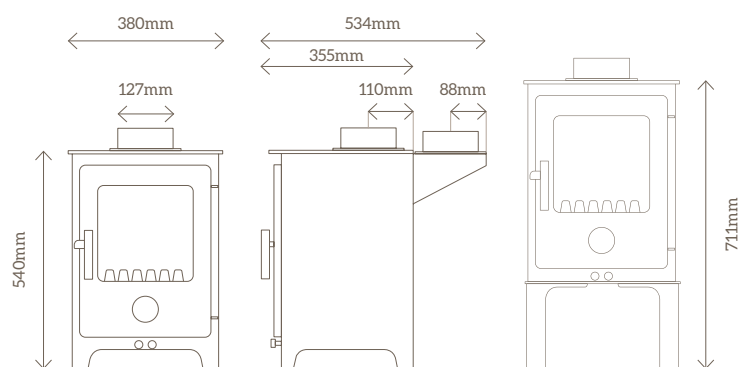
*Boiler model not DEFRA tested



The Tech Specs

Flue Collar Diameter	127mm
Flue Size Required	150mm (6")
Flue Size Required With Defra Kit	min 127mm (5")
Top Exit	Standard
Rear Exit	Optional Flue Box Required
Optional Boiler (non pressurised systems)	1.4kW
Distance To Combustibles	Side 500mm Rear 400mm
Distance To Non Combustibles	Side 100mm Rear 50mm
Hearth Type No Base Heat Shield/Plinth	Constructional
Hearth With Base Heat Shield/Plinth	12mm
Tested to EN13240 & BS3841-2	

The Plans



Call: 01758 721247

The Woody

Dim ond Woody

The slim stove with big world views.

If you've got a big space in your life then Woody is the one for you, generously proportioned, incredibly efficient and quietly, modestly, magnificent. The 5 kW Woody is the most efficient stove in our range reaching a remarkable 87% efficiency on coal products and 82% on wood. Woody is also our slimmest stove and has a landscape window offering a really generous view.



What's More

The size of the firebox allows for a longer length of log than our other 5kw stoves and makes it ideal for a shallow fireplace recess. It has the same clean burn technology and air wash system as all our stoves.

Woody, like all our stoves is multi fuel and there is a plinth and base heat shield option.

Always use seasoned wood or coal products suitable for a close appliance. Do not burn house coal on a stove.

The Tech Specs

Nominal Output	5kW
Efficiency(wood/coal)	82%/87%
Height	560mm
Height With Plinth	756mm
Width	565mm
Depth	285mm
Multi-Fuel	Yes
*DEFRA Kit Included	Yes
Colours Available	Yes
Max Log Length	430mm

*Boiler model not DEFRA tested
Passed Testing, Awaiting Certification

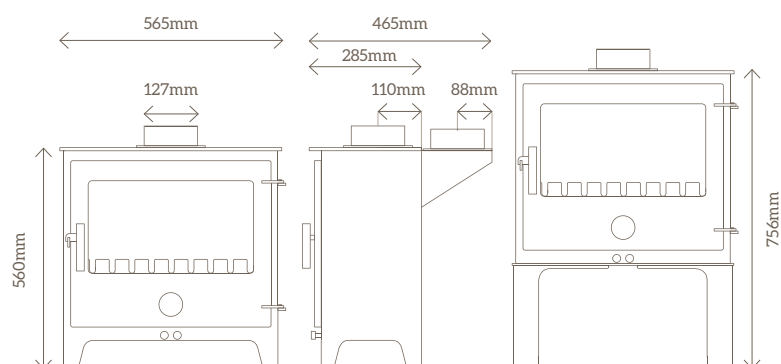
87% EFFICIENT
100% FABULOUS



The Tech Specs

Flue Collar Diameter	127mm
Flue Size Required	150mm (6")
Flue Size Required With Defra Kit	min 127mm (5")
Top Exit	Standard
Rear Exit	Optional Flue Box Required
Optional Boiler (non pressurised systems)	2.3kW
Distance To Combustibles	Side 400mm Rear 350mm
Distance To Non Combustibles	Side 100mm Rear 50mm
Hearth Type No Base Heat Shield/Plinth	Constructional
Hearth With Base Heat Shield/Plinth	12mm
Tested to EN13240 & BS3841-2	

The Plans



Call: 01758 721247

The Hungry Penguin

Penguin Llwglyd

The original Chilli Penguin, the one that started the company.

This stove does it all, it keeps you warm, cooks your dinner, boils your kettle and if you've got a boiler model it will heat your water for you as well. It's ideal for canal boats, studios and homes where you don't want to be dependant on mains gas and electricity.



What's More

If you are trying to reduce your carbon footprint or your fuel bill, being able to heat and cook from the same fuel load makes a lot of sense. If you want that smug feeling of warm toes and a hot pasty that makes sense too. It is a different experience to cooking with flick-a-switch power... but you're off grid and the stoves on anyway!

The Hungry Penguin has a top oven and top plate. It uses the Chilli Penguin air wash and clean burn system. The oven temperature can reach up to 300°C, but it will tick over comfortably at between 140-180°C. You can fit a small saucepan and kettle on the top plate. There is an optional boiler available and a range of colours.

The Tech Specs

Nominal Output	5kW
Efficiency(wood)	78%
Height	683mm
Width	380mm
Depth	355mm
Multi-Fuel	Yes
*DEFRA Kit Included	Yes
Colours Available	Yes
Max Log Length	270mm

*Boiler model not DEFRA tested
Passed Testing, Awaiting Certification



Chocolate Stocled Brownies

Moderate oven or chilli stove
ticking over gently
2 Eggs
3/4 Cup cocoa powder
1/2 Cup self-raising flour
1 Cup brown sugar
1 Tablespoon golden syrup
2/3 Of a Packet (5 oz.) butter
Handful of chocolate chips
Tsp vanilla extract

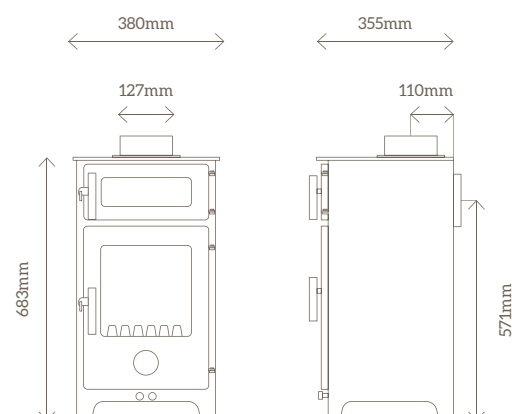
Melt the butter over a low heat. Stir in the sugar, syrup and cocoa powder and mix until smooth. Cool to bearable temperature and beat in the eggs one at a time. Stir in flour and vanilla and mix until smooth. Add chocolate chips. Spread into a greased 25x25cm baking dish. Bake until middle is just set, 20-40 minutes depending on oven temperature. Cool, cut and eat

Enjoy

The Tech Specs

Flue Collar Diameter	127mm
Flue Size Required	150mm (6")
Flue Size Required With Defra Kit	min 127mm (5")
Top Or Rear Flue Exit	Yes
Optional Boiler (non pressurised systems)	1.4kW
Distance To Combustibles	Side 500mm Rear 250mm
Distance To Non Combustibles	Side 100mm Rear 50mm
Trivet For Oven Bottom	Yes
Hearth Type No Base Heat Shield/Plinth	Constructional
Hearth With Base Heat Shield/Plinth	12mm
Tested to EN13240 & BS3841-2	

The Plans



Call: 01758 721247

The Fat Penguin

Penguin Tew

When something smaller just won't do.

The Fat Penguin has all the features of the Hungry Penguin. It will warm you, feed you and make you a brew but it's even bigger. The output is still 5kW but this is a bigger, bolder penguin. Strong, simple lines, clear view of the roaring fire. Gorgeous in green, confident in black, radiant in red.

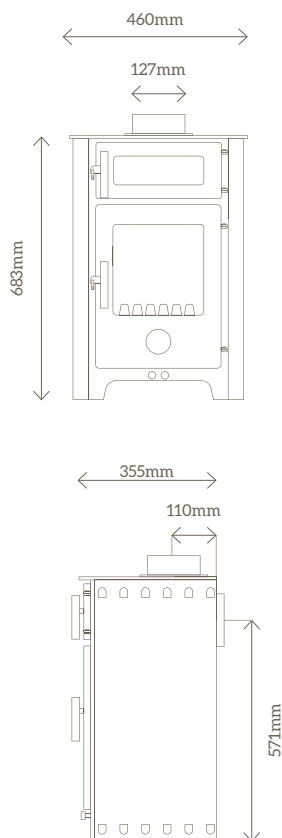
What's More

The Fat Penguin has all the features of the Hungry Penguin. It has a 5kW fire box, a top oven, top plate and optional boiler but the side convection panels make it wider. The extra width means a bigger top plate so if you are cooking on it you will have more room. The side convection panels mean that the side surface temperature is cooler as it promotes air flow from beneath the stove convecting heat out at the top.

The Tech Specs

Nominal Output	5kW
Efficiency(wood)	78%
Height	683mm
Width	460mm
Depth	355mm
Multi-Fuel	Yes
*DEFRA Kit Included	Yes
Colours Available	Yes
Max Log Length	270mm
Flue Collar Diameter	127mm
Flue Size Required	150mm (6")
Flue Size Required With Defra Kit	min 127mm (5")
Top Or Rear Flue Exit	Yes
Optional Boiler (non pressurised systems)	1.4kW
Distance To Combustibles	Side 400mm Rear 250mm
Distance To Non Combustibles	Side 100mm Rear 50mm
Trivet For Oven Bottom	Yes
Hearth Type No Base Heat Shield/Plinth	Constructional
Hearth With Base Heat Shield/Plinth	12mm
Tested to EN13240 & BS3841-2	

The Plans



*Boiler model not DEFRA tested
Passed Testing, Awaiting Certification



BIG, FAT & BEAUTIFUL

Caerphilly Cheese and Chive Scones

Moderate oven or chilli stove
ticking over gently
8oz self raising flour
Pinch of salt
2 oz butter
4oz Caerphilly cheese grated
1 tbsp chopped fresh chives
1/4 pint milk

Mix flour and salt then rub in butter. Stir in half the cheese and the chives. Add milk and mix to soft dough. Knead until smooth. Roll out to 1" thick and cut out about 10 scones. Bake for 10mins or until brown. Remove and sprinkle with remaining cheese to melt.

Enjoy

The High & Mighty

Penguin Bonheddig

Head and shoulders above the rest.

This stove perhaps does have its nose in the air, just a touch. It feels a little superior with its elevated height, oven box, generous top plate, convection panel sides and integral log plinth. It feels it offers everything : stature, personality, function and more than a little charm.



What's More

This stove began life as a Fat Penguin but then it kept on growing. In order to accommodate the log plinth the side convection panels had to be extended. When we saw its new body, it seemed to take on a personality all of its own so we decided to give it its own name.

The side convection panels work just the same as those on the Fat Penguin, they are just scaled up to the additional height. The same clean burn technology, air wash system and multi fuel grate come as standard. This is a high functioning stove...and it knows it.



The Tech Specs

Nominal Output	5kW
Efficiency(wood)	78%
Height	911mm
Width	460mm
Depth	355mm
Multi-Fuel	Yes
*DEFRA Kit Included	Yes
Colours Available	Yes
Max Log Length	270mm

*Boiler model not DEFRA tested
Passed Testing, Awaiting Certification



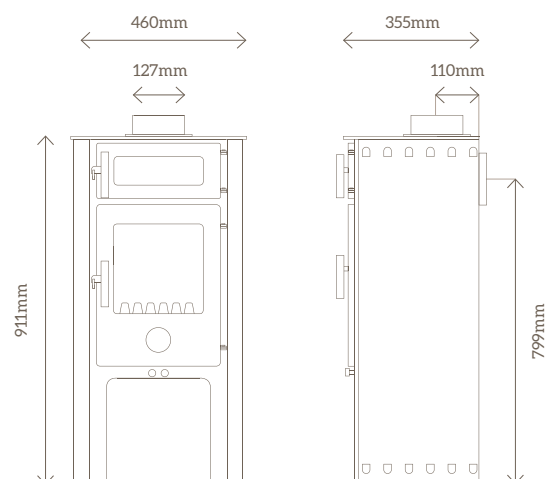
TALL, HANDSOME,
SMUG AS A SAUSAGE

The Tech Specs

Flue Collar Diameter	127mm
Flue Size Required	150mm (6")
Flue Size Required With Defra Kit	min 127mm (5")
Top Or Rear Flue Exit	Yes
Optional Boiler (non pressurised systems)	1.4kW
Distance To Combustibles	Side 400mm Rear 250mm
Distance To Non Combustibles	Side 100mm Rear 50mm
Trivet For Oven Bottom	Yes
Hearth Type	12mm
Tested to EN13240 & BS3841-2	



The Plans



The Penguin 8

Penguin Wyth

The big boy of the penguin family,
cool, classic, contemporary.

This is 8kW of warm, glowing, chilli-hot, heat.
The generous clear glass window offers you a
huge uninterrupted view of the fire and it has the
added benefit of taking large logs. Sleek in black,
delicious in almond, sublime in charcoal.



What's More

The Penguin 8 is the biggest in our range. It has an 8kW output with a large glass window. It uses the Chilli Penguin clean burn and air wash system, giving a lovely clear view of the fire and high efficiencies. It can take a log length of 430mm.

Like all our domestic stoves the Penguin 8 is very controllable, the penguin disc on the front of the stove is an air boost for starting the fire, designed to be free swinging. The primary and secondary controls can be used to achieve just the burn you want.

The Tech Specs

Nominal Output	8kW
Efficiency(wood)	81%
Height	590mm
Height With Plinth	811mm
Width	570mm
Depth	355mm
Multi-Fuel	Yes
*DEFRA Kit Included	Yes
Colours Available	Yes
Max Log Length	430mm

*Boiler model not DEFRA tested



AWESOMELY SIMPLE,
SIMPLY AWESOME.



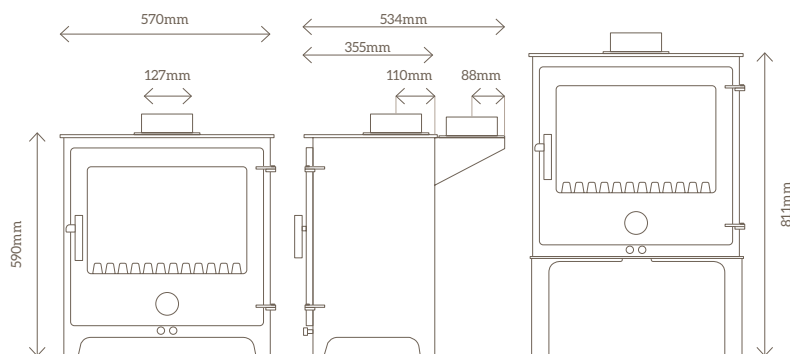
The Tech Specs

Flue Collar Diameter	127mm
Flue Size Required	150mm (6")
Flue Size Required With Defra Kit	min 127mm (5")
Top Exit	Standard
Rear Exit	Optional Flue Box Required
Optional Boiler (non pressurised systems)	3kW
Distance To Combustibles	Side 350mm Rear 350mm
Distance To Non Combustibles	Side 100mm Rear 50mm
Hearth Type No Base Heat Shield/Plinth	Constructional
Hearth With Base Heat Shield/Plinth	12mm
Tested to EN13240 & BS3841-2	



Call: 01758 721247

The Plans



The Chilli Billie

Stôf fach gyda chalon fawr

The little stove with a big heart,
small but mighty, a flaming wood
rocket, a tree fuelled engine.

This is baby of the penguin family in no hurry to
grow up, likes chilling out... warming up... drying
off and frying up. Found hanging out in small
spaces like camping pods, yurts, beach huts,
shepherds huts, sheds and studios.



What's More

The Chilli Billie is top loading with a round glass window to see the fire through. You can boil a kettle on the top surface of the stove. The kW output is between 2.5-3kW. There is an optional detachable side shelf which is useful for putting your kettle or pans on when not boiling.

There is a separate loading door for the ash pan and a small lighting hole.



Glamorgan Sausages

4oz strong cheddar grated
4oz white breadcrumbs
1 onion chopped
1 tsp mustard
1tsp chopped parsley
Thyme to taste
Salt and pepper
3 eggs
Dried breadcrumbs to coat
Oil

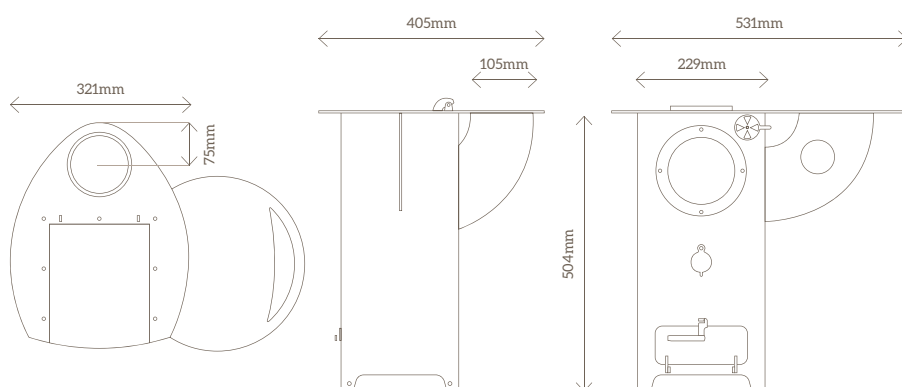
Combine 2 eggs, mustard, parsley, thyme, salt and pepper. Add breadcrumbs, cheese and onion. Mix well, form into sausages. Coat in egg and breadcrumbs, fry and eat.

Enjoy

The Tech Specs

Nominal Output	2.5-3kW
Height	504mm
Width	321mm/531mm
Depth	405mm
Flue Collar Size	105mm
Flue Diameter	125mm
Distance To Combustibles	Side 500mm
Distance To Combustibles	Rear 500mm
Colours Available	Yes
Not tested for use in homes	

The Plans



Other Products

We design and manufacture a range of stove and installation accessories.

Like our stoves these are all made here in the UK.

We also design bespoke items to fit your particular installation at home or on board e.g. one-off unique log storage solutions, heat shields for canal boat installations and unusual spaces.

Don't hesitate to phone us and discuss your ideas.



Canal Boat Flues and Chimneys

5" diameter stainless steel deck collars and chimneys

Insulated stove pipes

Bespoke heat shields made to order

Available in black or stainless steel



Expandable Fireplace Frames

Up to 1050mm high

Up to 1100mm wide

These are used during installation when a brick /stone fireplace recess meets a plastered/decorated interior wall, giving a crisp right angled edge



Log Column

Height 1200/2200mm

Width 245mm

Depth 280mm

Available in black

MUST BE FIRMLY FIXED TO THE WALL



Log Store

Height 750mm

Width 400mm

Depth 320mm

Available in cream and black



Log Trolley

Height 970mm

Width 400mm

Depth 350mm

Available in black



Stainless Steel Trivet

Dimensions 160x160x160mm

Your FAQs

What size stove will my room need?

The basic sum is height x width x depth (in metres) of room divided by 14 = kW output requirements. This is a guideline only, assuming an average room, achieving an inside temp of 20°C when 0°C outside.

What is air wash?

It is the system where preheated air is channelled towards the back of the glass, creating a cushion of air, preventing the glass from blackening. The controls must be correctly used and only the right fuels burnt to achieve the full effect. All Chilli Penguin Stoves have a very effective air wash system.

What is clean burn? (sometimes called secondary and tertiary burning?)

Additional air is introduced into the firebox above the fuel in order to burn volatile gases. These gases would otherwise be released into the atmosphere where they are harmful, effectively you are burning more 'cleanly'. The additional benefit is that it burns more efficiently, using less fuel to produce more heat. All our domestic stoves utilise clean burn technology offering a very effective clean burn system and very high efficiencies.

What fuel can I burn in a multi fuel stove?

Either seasoned/ kiln dried wood or smokeless fuels recommended for closed appliances.

DO NOT USE HOUSE COAL.

What is seasoned wood?

Wood with a moisture content of less than 20%, usually wood that has been felled, split and stored for at least one year. Typically about 60% of the weight of freshly cut wood is water. A 1kg log of fresh wood will contain about a tea mug's worth of water. Not only will damp wood not burn well it will tar up your stove and chimney. (www.soliftec.com)

How can I insure my stove is safely installed?

In order to certify your stove installation you will either need a HETAS qualified fitter or have your installation inspected by your local building control dept. Always fit smoke and CO detectors. This is now a legal requirement. (www.hetas.co.uk) The rules in Scotland and Northern Ireland are slightly different, but installations should comply with hetas guidelines and our installation instructions.

How do I know my stove is safe?

Our stoves are tested to the EN13240. Some of the range are DEFRA tested so they can be burned in smoke control zones (www.uksmokecontrolareas.co.uk)

Which size flue will I need?

The flue collar size on all models (except the Chilli Billie) is 127mm(5") the flue size required is 150mm(6") unless using a DEFRA model. You will require a joining piece of flue and an increaser.

Will my glass remain clear?

Yes, it will require no more than a damp wipe every 1-2 weeks if:

- The air controls are used effectively
- The correct dry fuel is used

Which colours are chilli penguin stoves available in?

All the stove models are painted with a high temperature stove paint. This can be cleaned with a soft brush and touched up if necessary. Colours available in the options below; Actual colours may vary due to print process, please take this as an indication only.



Mojave Red



Forest green



Almond White



Patriot Blue



Charcoal



Black

Chilli Penguin Stoves 7 Year Guarantee

The bodies, doors, grates and stainless steel handles of all our stoves with the exception of the Chilli Billie are guaranteed for 7 years. This extended guarantee is offered if stoves are purchased through an approved dealer and proof of purchase is retained. The stoves must have been installed and maintained as laid out in the instruction manual. In addition they must be certified by either a HETAS* installer or your local building control dept.

For full details see instruction manual and online *With the exception of Scotland and Northern Ireland





Sales and Customer Service

Chilli Penguin Stoves
Pwllheli
Gwynedd

Our workshop in Pwllheli is not open to the public however if you are local to us and would like to view any of our stoves we are very happy to arrange this by appointment.

If you are in the Cardiff or mid Wales area please visit either of our showrooms. Alternatively contact us for your nearest Chilli Penguin stove stockist or look on our website.

E-mail: stoves@chillipenguin.co.uk

Call: 01758 721247

Cardiff Showrooms

The Fire and Stove Shop,
Merthyr Rd,
Tongwynlais,
Cardiff,
CF15 7LF

Cardiff Showrooms

The Fire And Stove Shop
The Pumping Station
Penarth Road
Cardiff
CF11 8TT

Mid Wales Showroom

The Fire and Stove Shop,
St Mary Street,
Brecon,
LD3 7AA

www.chillipenguin.co.uk

Locations:

www.away-from-it-all.co.uk
www.lovelavenderhouse.co.uk
www.sustainable-choice.co.uk (Pods)

www.yurtshire.co.uk
www.elwyvalleyshepherdshut.co.uk
facebook.com/PodiauNantGwrtheyrn

Fuel for photography supplied by:

www.yorkshirefirewood.co.uk
www.maxibrite.co.uk

Photography & Design:

www.bbphoto.net
www.dissimilarbydesign.com