




CRANE INSPECTION LOG

DAILY • MONTHLY • QUARTERLY • ANNUAL



Stellar Industries, Inc Crane Inspection Log

This log is for recording daily, monthly, quarterly, and annual inspections. Each inspection should be marked with a “check” for passing or an “x” for failure requiring a corrective action. At the end of this log, you will find a series of pages intended to document all the items that required corrective action. **Note: Please refer to the corresponding Stellar Owner’s Manual for additional information regarding the service of this crane.**

Year of Inspection:

Crane Owner:

Crane Model:

Crane Serial#:

**For Technical Questions, Information, Parts, or Warranty, Call Toll-Free at
800-321-3741**

Hours: Monday - Friday, 8:00 a.m. - 5:00 p.m. CST

Or email at the following addresses:

Technical Questions, and Information

service@stellarindustries.com

Order Parts

parts@stellarindustries.com

Warranty Information

warranty@stellarindustries.com

**For Technical Questions, Information, Parts, or Warranty, Call Toll-Free at
800-321-3741**

Hours: Monday - Friday, 8:00 a.m. - 5:00 p.m. CST

Or email at the following addresses:

Technical Questions, and Information

service@stellarindustries.com

Order Parts

parts@stellarindustries.com

Warranty Information

warranty@stellarindustries.com

Stellar Crane Inspection Overview Information

Daily and monthly inspections are to be performed by a “designated” person, who has been selected by the employer or the employer’s representative as being competent to perform specific duties.

Quarterly and annual inspections are to be performed by a “qualified” person who, by possession of a recognized degree in an applicable field or certificate of professional standing, or who, by extensive knowledge, training and experience has successfully demonstrated the ability to solve or resolve problems related to the subject matter and work.

One hour of normal crane operation assumes 20 complete cycles per hour. If operation exceeds 20 cycles per hour, inspection frequency should be increased accordingly.

Consult the Stellar Owner’s Manual for additional inspection items.

Before inspecting and operating the crane, make certain that the crane is set up away from power lines and leveled with outriggers fully extended.

Daily: Before each day of operation, those items on the Daily Inspection sheet must be inspected and recorded.

Monthly: Monthly inspections or 100 hours of normal operation (which ever comes first) includes all daily and monthly inspection items plus items designated on the Monthly Inspection sheet. This inspection must be recorded.

Quarterly: Every three months or 300 hours of normal operation (which ever comes first) includes all daily and monthly inspection items plus items designated on the Quarterly Inspection sheet. This inspection must be recorded.

Annual: Each year or 1200 hours of normal operation (which ever comes first) includes all items on this form which encompasses daily, monthly, and quarterly inspections plus those items designated on the Annual Inspection sheet. this inspection must be recorded.



January Daily Crane Inspection

Key	Inspection Description	1	2	3	4	5	6	7	8	9	10	11	12	13	14	15	16	17	18	19	20	21	22	23	24	25	26	27	28	29	30	31
Decals	All load charts, safety & warning Decals, & control Decals are present and legible.																															
Controls	Control mechanisms for proper operation of all functions, leaks, & cracks.																															
Station	Control mechanisms for proper operation of all functions, leaks, & cracks.																															
Hyd system	Hydraulic system (hoses, tubes, & fittings) for leakage & proper oil level.																															
Hook	Presence & proper operation of hook safety latches.																															
Rope	Proper reeving of wire rope on sheaves & winch drum.																															
Pins	Proper engagement of all connecting pins & pin retaining devices.																															
General	Observation of crane for damage or missing parts, & cracked welds.																															
General	Presence of safety covers.																															
Operation	During operation, observe crane for abnormal performance, unusual wear.																															
Remote Controls	Operate remote control devices to check for proper operation.																															
Electrical	Operate all lights, alarms, etc. to check for proper operation.																															
Anti 2-Blocking	Operate anti 2-blocking device to check for proper operation.																															
Operation Aid	Check presence of boom angle indicator.																															
Operation Aid	Check overload device for proper operation.																															
	Check all safety devices not listed above for proper operation.																															

= Passes Inspection
 = Fails Inspection



January Monthly Crane Inspection

Key	Inspection Description	
Daily	All Daily Inspections.	
Cylinders	Visual inspection of cylinders for leakage at rod, fittings, & welds. Damage to rod & case.	
Valves	Holding valves for proper operation.	
Valves	Control valve for leaks at fittings & between sections.	
Valves	Control valve linkages for wear, smoothness of operation & tightness of fasteners. Relief valve for proper pressure settings.	
General	Bent, broken or significantly rusted/corroded parts.	
Electrical	Electrical systems for presence of dirt, moisture & frayed wires.	
Structure	All structural members for damage.	
Welds	All welds for breaks & cracks.	
Pins	All pins for proper installation & condition.	
Hardware	All bolts, fasteners & retaining rings for proper torque, wear & corrosion.	
Wear Pads	Condition of wear pads.	
Pump & Motor	Hydraulic pumps & motors for leakage at fittings, seals & between sections. Check tightness of mounting bolts.	
PTO	Transmission/PTO for leakage, abnormal vibration & noise, alignment & mounting bolt torque.	
Hyd Fluid	Hoses & tubes for leakage, abrasion damage, blistering, cracking, deterioration, fitting leakage, & secured properly.	
Hyd Lines	Check overload device for proper operation.	
Hook	Load hook for abnormal throat distance, twist, wear, & cracks.	
Rope	Condition of load line.	
Manual	Presence of operator's manuals with the unit.	
Chassis	Tire wear and air pressure.	
Chassis	Working backup alarm.	
Station	Fire extinguisher at cab or machinery housing.	

= Passes Inspection
 = Fails Inspection



February Daily Crane Inspection

Key	Inspection Description	1	2	3	4	5	6	7	8	9	10	11	12	13	14	15	16	17	18	19	20	21	22	23	24	25	26	27	28	29	30	31
Decals	All load charts, safety & warning Decals, & control Decals are present and legible.																															
Controls	Control mechanisms for proper operation of all functions, leaks, & cracks.																															
Station	Control mechanisms for proper operation of all functions, leaks, & cracks.																															
Hyd system	Hydraulic system (hoses, tubes, & fittings) for leakage & proper oil level.																															
Hook	Presence & proper operation of hook safety latches.																															
Rope	Proper reeving of wire rope on sheaves & winch drum.																															
Pins	Proper engagement of all connecting pins & pin retaining devices.																															
General	Observation of crane for damage or missing parts, & cracked welds.																															
General	Presence of safety covers.																															
Operation	During operation, observe crane for abnormal performance, unusual wear.																															
Remote Controls	Operate remote control devices to check for proper operation.																															
Electrical	Operate all lights, alarms, etc. to check for proper operation.																															
Anti 2-Blocking	Operate anti 2-blocking device to check for proper operation.																															
Operation Aid	Check presence of boom angle indicator.																															
Operation Aid	Check overload device for proper operation.																															
	Check all safety devices not listed above for proper operation.																															

= Passes Inspection
 = Fails Inspection



February Monthly Crane Inspection

Key	Inspection Description	
Daily	All Daily Inspections.	
Cylinders	Visual inspection of cylinders for leakage at rod, fittings, & welds. Damage to rod & case.	
Valves	Holding valves for proper operation.	
Valves	Control valve for leaks at fittings & between sections.	
Valves	Control valve linkages for wear, smoothness of operation & tightness of fasteners. Relief valve for proper pressure settings.	
General	Bent, broken or significantly rusted/corroded parts.	
Electrical	Electrical systems for presence of dirt, moisture & frayed wires.	
Structure	All structural members for damage.	
Welds	All welds for breaks & cracks.	
Pins	All pins for proper installation & condition.	
Hardware	All bolts, fasteners & retaining rings for proper torque, wear & corrosion.	
Wear Pads	Condition of wear pads.	
Pump & Motor	Hydraulic pumps & motors for leakage at fittings, seals & between sections. Check tightness of mounting bolts.	
PTO	Transmission/PTO for leakage, abnormal vibration & noise, alignment & mounting bolt torque.	
Hyd Fluid	Hoses & tubes for leakage, abrasion damage, blistering, cracking, deterioration, fitting leakage, & secured properly.	
Hyd Lines	Check overload device for proper operation.	
Hook	Load hook for abnormal throat distance, twist, wear, & cracks.	
Rope	Condition of load line.	
Manual	Presence of operator's manuals with the unit.	
Chassis	Tire wear and air pressure.	
Chassis	Working backup alarm.	
Station	Fire extinguisher at cab or machinery housing.	

= Passes Inspection
 = Fails Inspection



March Daily Crane Inspection

Key	Inspection Description	1	2	3	4	5	6	7	8	9	10	11	12	13	14	15	16	17	18	19	20	21	22	23	24	25	26	27	28	29	30	31
Decals	All load charts, safety & warning Decals, & control Decals are present and legible.																															
Controls	Control mechanisms for proper operation of all functions, leaks, & cracks.																															
Station	Control mechanisms for proper operation of all functions, leaks, & cracks.																															
Hyd system	Hydraulic system (hoses, tubes, & fittings) for leakage & proper oil level.																															
Hook	Presence & proper operation of hook safety latches.																															
Rope	Proper reeving of wire rope on sheaves & winch drum.																															
Pins	Proper engagement of all connecting pins & pin retaining devices.																															
General	Observation of crane for damage or missing parts, & cracked welds.																															
General	Presence of safety covers.																															
Operation	During operation, observe crane for abnormal performance, unusual wear.																															
Remote Controls	Operate remote control devices to check for proper operation.																															
Electrical	Operate all lights, alarms, etc. to check for proper operation.																															
Anti 2-Blocking	Operate anti 2-blocking device to check for proper operation.																															
Operation Aid	Check presence of boom angle indicator.																															
Operation Aid	Check overload device for proper operation.																															
	Check all safety devices not listed above for proper operation.																															

= Passes Inspection	= Fails Inspection
---------------------	--------------------



March Monthly Crane Inspection

Key	Inspection Description	
Daily	All Daily Inspections.	
Cylinders	Visual inspection of cylinders for leakage at rod, fittings, & welds. Damage to rod & case.	
Valves	Holding valves for proper operation.	
Valves	Control valve for leaks at fittings & between sections.	
Valves	Control valve linkages for wear, smoothness of operation & tightness of fasteners. Relief valve for proper pressure settings.	
General	Bent, broken or significantly rusted/corroded parts.	
Electrical	Electrical systems for presence of dirt, moisture & frayed wires.	
Structure	All structural members for damage.	
Welds	All welds for breaks & cracks.	
Pins	All pins for proper installation & condition.	
Hardware	All bolts, fasteners & retaining rings for proper torque, wear & corrosion.	
Wear Pads	Condition of wear pads.	
Pump & Motor	Hydraulic pumps & motors for leakage at fittings, seals & between sections. Check tightness of mounting bolts.	
PTO	Transmission/PTO for leakage, abnormal vibration & noise, alignment & mounting bolt torque.	
Hyd Fluid	Hoses & tubes for leakage, abrasion damage, blistering, cracking, deterioration, fitting leakage, & secured properly.	
Hyd Lines	Check overload device for proper operation.	
Hook	Load hook for abnormal throat distance, twist, wear, & cracks.	
Rope	Condition of load line.	
Manual	Presence of operator's manuals with the unit.	
Chassis	Tire wear and air pressure.	
Chassis	Working backup alarm.	
Station	Fire extinguisher at cab or machinery housing.	


= Passes Inspection
 = Fails Inspection



First Quarterly Crane Inspection

Key	Inspection Description		
Daily	All Daily Inspections.		
Monthly	All monthly inspections.		
Rotation Sys	Rotation bearing for proper torque of all mounting bolts.		
Hardware	Base mounting bolts for proper torque.		
Structure	All structural members for deformation, cracks, & corrosion.		
	Base		
	Outrigger beams & legs		
	Body structure and mounting		
	Mast		
	Inner boom		
	Outer boom		
	Extension(s)		
	Jib boom		
	Jib extension(s)		
	Hardware	Pins, bearings, shafts, gears, rollers, & locking devices for wear, cracks, corrosion, & distortion.	
		Inner boom pivot pin(s) & retainer(s)	
		Outer boom pivot pin(s) & retainer(s)	
Inner boom cylinder pin(s) & retainer(s)			
Outer boom cylinder pin(s) & retainer(s)			
Extension cylinder pin(s) & retainer(s)			
Jib boom pin(s) & retainer(s)			
Jib cylinder pin(s) & retainer(s)			
Jib extension cylinder pin(s) & retainer(s)			
Boom tip attachments			

Key	Inspection Description	
Hyd Lines	Hoses, fittings, & tubing for proper routing, leakage, blistering, deformation, & excessive abrasion.	
	Pressure line(s) from pump to control valve	
	Return line(s) from control valve to reservoir	
	Suction line(s) from reservoir to pump	
Pumps & Motors	Pressure line(s) from control valve to each function	
	Load holding valve pipe(s) and hose(s)	
	Pumps and motors for loose bolts/fasteners, leaks, noise, vibration, loss of performance, heating and excess pressure.	
Valves	Winch motor(s)	
	Rotation motor(s)	
	Hydraulic valves for cracks, spool return to neutral, sticking spools, relief valve failure.	
Cylinders	Main control valve	
	Load holding valve(s)	
	Outrigger or auxiliary control valve(s)	
	Hydraulic cylinders for drifting & leakage. Rods for nicks, scores, & dents. Castor damage. Case & rod ends for damage & abnormal wear.	
Winch	Outrigger cylinder(s)	
	Inner boom cylinder(s)	
	Outer boom cylinder(s)	
	Extension cylinder(s)	
	Rotation cylinder(s)	
	Jib lift cylinder(s)	
	Jib extension cylinder(s)	
Hyd Filter	Winch brake, sheaves, & drums for damage, abnormal wear, abrasion, and other irregularities.	
	Hydraulic filters for replacement per maintenance schedule.	





April Daily Crane Inspection

Key	Inspection Description	1	2	3	4	5	6	7	8	9	10	11	12	13	14	15	16	17	18	19	20	21	22	23	24	25	26	27	28	29	30	31
Decals	All load charts, safety & warning Decals, & control Decals are present and legible.																															
Controls	Control mechanisms for proper operation of all functions, leaks, & cracks.																															
Station	Control mechanisms for proper operation of all functions, leaks, & cracks.																															
Hyd system	Hydraulic system (hoses, tubes, & fittings) for leakage & proper oil level.																															
Hook	Presence & proper operation of hook safety latches.																															
Rope	Proper reeving of wire rope on sheaves & winch drum.																															
Pins	Proper engagement of all connecting pins & pin retaining devices.																															
General	Observation of crane for damage or missing parts, & cracked welds.																															
General	Presence of safety covers.																															
Operation	During operation, observe crane for abnormal performance, unusual wear.																															
Remote Controls	Operate remote control devices to check for proper operation.																															
Electrical	Operate all lights, alarms, etc. to check for proper operation.																															
Anti 2-Blocking	Operate anti 2-blocking device to check for proper operation.																															
Operation Aid	Check presence of boom angle indicator.																															
Operation Aid	Check overload device for proper operation.																															
	Check all safety devices not listed above for proper operation.																															



= Passes Inspection
 = Fails Inspection



April

Monthly Crane Inspection

Key	Inspection Description	
Daily	All Daily Inspections.	
Cylinders	Visual inspection of cylinders for leakage at rod, fittings, & welds. Damage to rod & case.	
Valves	Holding valves for proper operation.	
Valves	Control valve for leaks at fittings & between sections.	
Valves	Control valve linkages for wear, smoothness of operation & tightness of fasteners. Relief valve for proper pressure settings.	
General	Bent, broken or significantly rusted/corroded parts.	
Electrical	Electrical systems for presence of dirt, moisture & frayed wires.	
Structure	All structural members for damage.	
Welds	All welds for breaks & cracks.	
Pins	All pins for proper installation & condition.	
Hardware	All bolts, fasteners & retaining rings for proper torque, wear & corrosion.	
Wear Pads	Condition of wear pads.	
Pump & Motor	Hydraulic pumps & motors for leakage at fittings, seals & between sections. Check tightness of mounting bolts.	
PTO	Transmission/PTO for leakage, abnormal vibration & noise, alignment & mounting bolt torque.	
Hyd Fluid	Hoses & tubes for leakage, abrasion damage, blistering, cracking, deterioration, fitting leakage, & secured properly.	
Hyd Lines	Check overload device for proper operation.	
Hook	Load hook for abnormal throat distance, twist, wear, & cracks.	
Rope	Condition of load line.	
Manual	Presence of operator's manuals with the unit.	
Chassis	Tire wear and air pressure.	
Chassis	Working backup alarm.	
Station	Fire extinguisher at cab or machinery housing.	

 = Passes Inspection	 = Fails Inspection
---	--



May Daily Crane Inspection

Key	Inspection Description	1	2	3	4	5	6	7	8	9	10	11	12	13	14	15	16	17	18	19	20	21	22	23	24	25	26	27	28	29	30	31
Decals	All load charts, safety & warning Decals, & control Decals are present and legible.																															
Controls	Control mechanisms for proper operation of all functions, leaks, & cracks.																															
Station	Control mechanisms for proper operation of all functions, leaks, & cracks.																															
Hyd system	Hydraulic system (hoses, tubes, & fittings) for leakage & proper oil level.																															
Hook	Presence & proper operation of hook safety latches.																															
Rope	Proper reeving of wire rope on sheaves & winch drum.																															
Pins	Proper engagement of all connecting pins & pin retaining devices.																															
General	Observation of crane for damage or missing parts, & cracked welds.																															
General	Presence of safety covers.																															
Operation	During operation, observe crane for abnormal performance, unusual wear.																															
Remote Controls	Operate remote control devices to check for proper operation.																															
Electrical	Operate all lights, alarms, etc. to check for proper operation.																															
Anti 2-Blocking	Operate anti 2-blocking device to check for proper operation.																															
Operation Aid	Check presence of boom angle indicator.																															
Operation Aid	Check overload device for proper operation.																															
	Check all safety devices not listed above for proper operation.																															

= Passes Inspection	= Fails Inspection
---------------------	--------------------



May Monthly Crane Inspection

Key	Inspection Description	
Daily	All Daily Inspections.	
Cylinders	Visual inspection of cylinders for leakage at rod, fittings, & welds. Damage to rod & case.	
Valves	Holding valves for proper operation.	
Valves	Control valve for leaks at fittings & between sections.	
Valves	Control valve linkages for wear, smoothness of operation & tightness of fasteners. Relief valve for proper pressure settings.	
General	Bent, broken or significantly rusted/corroded parts.	
Electrical	Electrical systems for presence of dirt, moisture & frayed wires.	
Structure	All structural members for damage.	
Welds	All welds for breaks & cracks.	
Pins	All pins for proper installation & condition.	
Hardware	All bolts, fasteners & retaining rings for proper torque, wear & corrosion.	
Wear Pads	Condition of wear pads.	
Pump & Motor	Hydraulic pumps & motors for leakage at fittings, seals & between sections. Check tightness of mounting bolts.	
PTO	Transmission/PTO for leakage, abnormal vibration & noise, alignment & mounting bolt torque.	
Hyd Fluid	Hoses & tubes for leakage, abrasion damage, blistering, cracking, deterioration, fitting leakage, & secured properly.	
Hyd Lines	Check overload device for proper operation.	
Hook	Load hook for abnormal throat distance, twist, wear, & cracks.	
Rope	Condition of load line.	
Manual	Presence of operator's manuals with the unit.	
Chassis	Tire wear and air pressure.	
Chassis	Working backup alarm.	
Station	Fire extinguisher at cab or machinery housing.	

= Passes Inspection
 = Fails Inspection



June Daily Crane Inspection

Key	Inspection Description	1	2	3	4	5	6	7	8	9	10	11	12	13	14	15	16	17	18	19	20	21	22	23	24	25	26	27	28	29	30	31
Decals	All load charts, safety & warning Decals, & control Decals are present and legible.																															
Controls	Control mechanisms for proper operation of all functions, leaks, & cracks.																															
Station	Control mechanisms for proper operation of all functions, leaks, & cracks.																															
Hyd system	Hydraulic system (hoses, tubes, & fittings) for leakage & proper oil level.																															
Hook	Presence & proper operation of hook safety latches.																															
Rope	Proper reeving of wire rope on sheaves & winch drum.																															
Pins	Proper engagement of all connecting pins & pin retaining devices.																															
General	Observation of crane for damage or missing parts, & cracked welds.																															
General	Presence of safety covers.																															
Operation	During operation, observe crane for abnormal performance, unusual wear.																															
Remote Controls	Operate remote control devices to check for proper operation.																															
Electrical	Operate all lights, alarms, etc. to check for proper operation.																															
Anti 2-Blocking	Operate anti 2-blocking device to check for proper operation.																															
Operation Aid	Check presence of boom angle indicator.																															
Operation Aid	Check overload device for proper operation.																															
	Check all safety devices not listed above for proper operation.																															

= Passes Inspection	= Fails Inspection
---------------------	--------------------



June Monthly Crane Inspection

Key	Inspection Description	
Daily	All Daily Inspections.	
Cylinders	Visual inspection of cylinders for leakage at rod, fittings, & welds. Damage to rod & case.	
Valves	Holding valves for proper operation.	
Valves	Control valve for leaks at fittings & between sections.	
Valves	Control valve linkages for wear, smoothness of operation & tightness of fasteners. Relief valve for proper pressure settings.	
General	Bent, broken or significantly rusted/corroded parts.	
Electrical	Electrical systems for presence of dirt, moisture & frayed wires.	
Structure	All structural members for damage.	
Welds	All welds for breaks & cracks.	
Pins	All pins for proper installation & condition.	
Hardware	All bolts, fasteners & retaining rings for proper torque, wear & corrosion.	
Wear Pads	Condition of wear pads.	
Pump & Motor	Hydraulic pumps & motors for leakage at fittings, seals & between sections. Check tightness of mounting bolts.	
PTO	Transmission/PTO for leakage, abnormal vibration & noise, alignment & mounting bolt torque.	
Hyd Fluid	Hoses & tubes for leakage, abrasion damage, blistering, cracking, deterioration, fitting leakage, & secured properly.	
Hyd Lines	Check overload device for proper operation.	
Hook	Load hook for abnormal throat distance, twist, wear, & cracks.	
Rope	Condition of load line.	
Manual	Presence of operator's manuals with the unit.	
Chassis	Tire wear and air pressure.	
Chassis	Working backup alarm.	
Station	Fire extinguisher at cab or machinery housing.	


= Passes Inspection
 = Fails Inspection



Second Quarterly Crane Inspection

Key	Inspection Description	
Daily	All Daily Inspections.	
Monthly	All monthly inspections.	
Rotation Sys	Rotation bearing for proper torque of all mounting bolts.	
Hardware	Base mounting bolts for proper torque.	
Structure	All structural members for deformation, cracks, & corrosion.	
	Base	
	Outrigger beams & legs	
	Body structure and mounting	
	Mast	
	Inner boom	
	Outer boom	
	Extension(s)	
	Jib boom	
	Jib extension(s)	
Hardware	Pins, bearings, shafts, gears, rollers, & locking devices for wear, cracks, corrosion, & distortion.	
	Inner boom pivot pin(s) & retainer(s)	
	Outer boom pivot pin(s) & retainer(s)	
	Inner boom cylinder pin(s) & retainer(s)	
	Outer boom cylinder pin(s) & retainer(s)	
	Extension cylinder pin(s) & retainer(s)	
	Jib boom pin(s) & retainer(s)	
	Jib cylinder pin(s) & retainer(s)	
	Jib extension cylinder pin(s) & retainer(s)	
	Boom tip attachments	

Key	Inspection Description	
Hyd Lines	Hoses, fittings, & tubing for proper routing, leakage, blistering, deformation, & excessive abrasion.	
	Pressure line(s) from pump to control valve	
	Return line(s) from control valve to reservoir	
	Suction line(s) from reservoir to pump	
Pumps & Motors	Pressure line(s) from control valve to each function	
	Load holding valve pipe(s) and hose(s)	
	Pumps and motors for loose bolts/fasteners, leaks, noise, vibration, loss of performance, heating and excess pressure.	
Valves	Winch motor(s)	
	Rotation motor(s)	
	Hydraulic valves for cracks, spool return to neutral, sticking spools, relief valve failure.	
Cylinders	Main control valve	
	Load holding valve(s)	
	Outrigger or auxiliary control valve(s)	
	Hydraulic cylinders for drifting & leakage. Rods for nicks, scores, & dents. Castor damage. Case & rod ends for damage & abnormal wear.	
Winch	Outrigger cylinder(s)	
	Inner boom cylinder(s)	
	Outer boom cylinder(s)	
	Extension cylinder(s)	
	Rotation cylinder(s)	
	Jib lift cylinder(s)	
Hyd Filter	Jib extension cylinder(s)	
	Winch brake, sheaves, & drums for damage, abnormal wear, abrasion, and other irregularities.	
	Hydraulic filters for replacement per maintenance schedule.	





July Daily Crane Inspection

Key	Inspection Description	1	2	3	4	5	6	7	8	9	10	11	12	13	14	15	16	17	18	19	20	21	22	23	24	25	26	27	28	29	30	31
Decals	All load charts, safety & warning Decals, & control Decals are present and legible.																															
Controls	Control mechanisms for proper operation of all functions, leaks, & cracks.																															
Station	Control mechanisms for proper operation of all functions, leaks, & cracks.																															
Hyd system	Hydraulic system (hoses, tubes, & fittings) for leakage & proper oil level.																															
Hook	Presence & proper operation of hook safety latches.																															
Rope	Proper reeving of wire rope on sheaves & winch drum.																															
Pins	Proper engagement of all connecting pins & pin retaining devices.																															
General	Observation of crane for damage or missing parts, & cracked welds.																															
General	Presence of safety covers.																															
Operation	During operation, observe crane for abnormal performance, unusual wear.																															
Remote Controls	Operate remote control devices to check for proper operation.																															
Electrical	Operate all lights, alarms, etc. to check for proper operation.																															
Anti 2-Blocking	Operate anti 2-blocking device to check for proper operation.																															
Operation Aid	Check presence of boom angle indicator.																															
Operation Aid	Check overload device for proper operation.																															
	Check all safety devices not listed above for proper operation.																															

= Passes Inspection	= Fails Inspection
---------------------	--------------------



July Monthly Crane Inspection

Key	Inspection Description	
Daily	All Daily Inspections.	
Cylinders	Visual inspection of cylinders for leakage at rod, fittings, & welds. Damage to rod & case.	
Valves	Holding valves for proper operation.	
Valves	Control valve for leaks at fittings & between sections.	
Valves	Control valve linkages for wear, smoothness of operation & tightness of fasteners. Relief valve for proper pressure settings.	
General	Bent, broken or significantly rusted/corroded parts.	
Electrical	Electrical systems for presence of dirt, moisture & frayed wires.	
Structure	All structural members for damage.	
Welds	All welds for breaks & cracks.	
Pins	All pins for proper installation & condition.	
Hardware	All bolts, fasteners & retaining rings for proper torque, wear & corrosion.	
Wear Pads	Condition of wear pads.	
Pump & Motor	Hydraulic pumps & motors for leakage at fittings, seals & between sections. Check tightness of mounting bolts.	
PTO	Transmission/PTO for leakage, abnormal vibration & noise, alignment & mounting bolt torque.	
Hyd Fluid	Hoses & tubes for leakage, abrasion damage, blistering, cracking, deterioration, fitting leakage, & secured properly.	
Hyd Lines	Check overload device for proper operation.	
Hook	Load hook for abnormal throat distance, twist, wear, & cracks.	
Rope	Condition of load line.	
Manual	Presence of operator's manuals with the unit.	
Chassis	Tire wear and air pressure.	
Chassis	Working backup alarm.	
Station	Fire extinguisher at cab or machinery housing.	

= Passes Inspection
 = Fails Inspection



August Daily Crane Inspection

Key	Inspection Description	1	2	3	4	5	6	7	8	9	10	11	12	13	14	15	16	17	18	19	20	21	22	23	24	25	26	27	28	29	30	31	
Decals	All load charts, safety & warning Decals, & control Decals are present and legible.																																
Controls	Control mechanisms for proper operation of all functions, leaks, & cracks.																																
Station	Control mechanisms for proper operation of all functions, leaks, & cracks.																																
Hyd system	Hydraulic system (hoses, tubes, & fittings) for leakage & proper oil level.																																
Hook	Presence & proper operation of hook safety latches.																																
Rope	Proper reeving of wire rope on sheaves & winch drum.																																
Pins	Proper engagement of all connecting pins & pin retaining devices.																																
General	Observation of crane for damage or missing parts, & cracked welds.																																
General	Presence of safety covers.																																
Operation	During operation, observe crane for abnormal performance, unusual wear.																																
Remote Controls	Operate remote control devices to check for proper operation.																																
Electrical	Operate all lights, alarms, etc. to check for proper operation.																																
Anti 2-Blocking	Operate anti 2-blocking device to check for proper operation.																																
Operation Aid	Check presence of boom angle indicator.																																
Operation Aid	Check overload device for proper operation.																																
	Check all safety devices not listed above for proper operation.																																

= Passes Inspection
 = Fails Inspection



August Monthly Crane Inspection

Key	Inspection Description	
Daily	All Daily Inspections.	
Cylinders	Visual inspection of cylinders for leakage at rod, fittings, & welds. Damage to rod & case.	
Valves	Holding valves for proper operation.	
Valves	Control valve for leaks at fittings & between sections.	
Valves	Control valve linkages for wear, smoothness of operation & tightness of fasteners. Relief valve for proper pressure settings.	
General	Bent, broken or significantly rusted/corroded parts.	
Electrical	Electrical systems for presence of dirt, moisture & frayed wires.	
Structure	All structural members for damage.	
Welds	All welds for breaks & cracks.	
Pins	All pins for proper installation & condition.	
Hardware	All bolts, fasteners & retaining rings for proper torque, wear & corrosion.	
Wear Pads	Condition of wear pads.	
Pump & Motor	Hydraulic pumps & motors for leakage at fittings, seals & between sections. Check tightness of mounting bolts.	
PTO	Transmission/PTO for leakage, abnormal vibration & noise, alignment & mounting bolt torque.	
Hyd Fluid	Hoses & tubes for leakage, abrasion damage, blistering, cracking, deterioration, fitting leakage, & secured properly.	
Hyd Lines	Check overload device for proper operation.	
Hook	Load hook for abnormal throat distance, twist, wear, & cracks.	
Rope	Condition of load line.	
Manual	Presence of operator's manuals with the unit.	
Chassis	Tire wear and air pressure.	
Chassis	Working backup alarm.	
Station	Fire extinguisher at cab or machinery housing.	

= Passes Inspection
 = Fails Inspection



September Daily Crane Inspection

Key	Inspection Description	1	2	3	4	5	6	7	8	9	10	11	12	13	14	15	16	17	18	19	20	21	22	23	24	25	26	27	28	29	30	31
Decals	All load charts, safety & warning Decals, & control Decals are present and legible.																															
Controls	Control mechanisms for proper operation of all functions, leaks, & cracks.																															
Station	Control mechanisms for proper operation of all functions, leaks, & cracks.																															
Hyd system	Hydraulic system (hoses, tubes, & fittings) for leakage & proper oil level.																															
Hook	Presence & proper operation of hook safety latches.																															
Rope	Proper reeving of wire rope on sheaves & winch drum.																															
Pins	Proper engagement of all connecting pins & pin retaining devices.																															
General	Observation of crane for damage or missing parts, & cracked welds.																															
General	Presence of safety covers.																															
Operation	During operation, observe crane for abnormal performance, unusual wear.																															
Remote Controls	Operate remote control devices to check for proper operation.																															
Electrical	Operate all lights, alarms, etc. to check for proper operation.																															
Anti 2-Blocking	Operate anti 2-blocking device to check for proper operation.																															
Operation Aid	Check presence of boom angle indicator.																															
Operation Aid	Check overload device for proper operation.																															
	Check all safety devices not listed above for proper operation.																															

= Passes Inspection
 = Fails Inspection



September Monthly Crane Inspection

Key	Inspection Description	
Daily	All Daily Inspections.	
Cylinders	Visual inspection of cylinders for leakage at rod, fittings, & welds. Damage to rod & case.	
Valves	Holding valves for proper operation.	
Valves	Control valve for leaks at fittings & between sections.	
Valves	Control valve linkages for wear, smoothness of operation & tightness of fasteners. Relief valve for proper pressure settings.	
General	Bent, broken or significantly rusted/corroded parts.	
Electrical	Electrical systems for presence of dirt, moisture & frayed wires.	
Structure	All structural members for damage.	
Welds	All welds for breaks & cracks.	
Pins	All pins for proper installation & condition.	
Hardware	All bolts, fasteners & retaining rings for proper torque, wear & corrosion.	
Wear Pads	Condition of wear pads.	
Pump & Motor	Hydraulic pumps & motors for leakage at fittings, seals & between sections. Check tightness of mounting bolts.	
PTO	Transmission/PTO for leakage, abnormal vibration & noise, alignment & mounting bolt torque.	
Hyd Fluid	Hoses & tubes for leakage, abrasion damage, blistering, cracking, deterioration, fitting leakage, & secured properly.	
Hyd Lines	Check overload device for proper operation.	
Hook	Load hook for abnormal throat distance, twist, wear, & cracks.	
Rope	Condition of load line.	
Manual	Presence of operator's manuals with the unit.	
Chassis	Tire wear and air pressure.	
Chassis	Working backup alarm.	
Station	Fire extinguisher at cab or machinery housing.	


= Passes Inspection
 = Fails Inspection



Third Quarterly Crane Inspection

Key	Inspection Description	
Daily	All Daily Inspections.	
Monthly	All monthly inspections.	
Rotation Sys	Rotation bearing for proper torque of all mounting bolts.	
Hardware	Base mounting bolts for proper torque.	
Structure	All structural members for deformation, cracks, & corrosion.	
	Base	
	Outrigger beams & legs	
	Body structure and mounting	
	Mast	
	Inner boom	
	Outer boom	
	Extension(s)	
	Jib boom	
	Jib extension(s)	
Hardware	Pins, bearings, shafts, gears, rollers, & locking devices for wear, cracks, corrosion, & distortion.	
	Inner boom pivot pin(s) & retainer(s)	
	Outer boom pivot pin(s) & retainer(s)	
	Inner boom cylinder pin(s) & retainer(s)	
	Outer boom cylinder pin(s) & retainer(s)	
	Extension cylinder pin(s) & retainer(s)	
	Jib boom pin(s) & retainer(s)	
	Jib cylinder pin(s) & retainer(s)	
	Jib extension cylinder pin(s) & retainer(s)	
	Boom tip attachments	

Key	Inspection Description	
Hyd Lines	Hoses, fittings, & tubing for proper routing, leakage, blistering, deformation, & excessive abrasion.	
	Pressure line(s) from pump to control valve	
	Return line(s) from control valve to reservoir	
	Suction line(s) from reservoir to pump	
Pumps & Motors	Pressure line(s) from control valve to each function	
	Load holding valve pipe(s) and hose(s)	
	Pumps and motors for loose bolts/fasteners, leaks, noise, vibration, loss of performance, heating and excess pressure.	
Valves	Winch motor(s)	
	Rotation motor(s)	
	Hydraulic valves for cracks, spool return to neutral, sticking spools, relief valve failure.	
Cylinders	Main control valve	
	Load holding valve(s)	
	Outrigger or auxiliary control valve(s)	
	Hydraulic cylinders for drifting & leakage. Rods for nicks, scores, & dents. Castor damage. Case & rod ends for damage & abnormal wear.	
Winch	Outrigger cylinder(s)	
	Inner boom cylinder(s)	
	Outer boom cylinder(s)	
	Extension cylinder(s)	
	Rotation cylinder(s)	
	Jib lift cylinder(s)	
Hyd Filter	Jib extension cylinder(s)	
	Winch brake, sheaves, & drums for damage, abnormal wear, abrasion, and other irregularities.	
	Hydraulic filters for replacement per maintenance schedule.	





October Daily Crane Inspection

Key	Inspection Description	1	2	3	4	5	6	7	8	9	10	11	12	13	14	15	16	17	18	19	20	21	22	23	24	25	26	27	28	29	30	31
Decals	All load charts, safety & warning Decals, & control Decals are present and legible.																															
Controls	Control mechanisms for proper operation of all functions, leaks, & cracks.																															
Station	Control mechanisms for proper operation of all functions, leaks, & cracks.																															
Hyd system	Hydraulic system (hoses, tubes, & fittings) for leakage & proper oil level.																															
Hook	Presence & proper operation of hook safety latches.																															
Rope	Proper reeving of wire rope on sheaves & winch drum.																															
Pins	Proper engagement of all connecting pins & pin retaining devices.																															
General	Observation of crane for damage or missing parts, & cracked welds.																															
General	Presence of safety covers.																															
Operation	During operation, observe crane for abnormal performance, unusual wear.																															
Remote Controls	Operate remote control devices to check for proper operation.																															
Electrical	Operate all lights, alarms, etc. to check for proper operation.																															
Anti 2-Blocking	Operate anti 2-blocking device to check for proper operation.																															
Operation Aid	Check presence of boom angle indicator.																															
Operation Aid	Check overload device for proper operation.																															
	Check all safety devices not listed above for proper operation.																															

= Passes Inspection
 = Fails Inspection



October Monthly Crane Inspection

Key	Inspection Description	
Daily	All Daily Inspections.	
Cylinders	Visual inspection of cylinders for leakage at rod, fittings, & welds. Damage to rod & case.	
Valves	Holding valves for proper operation.	
Valves	Control valve for leaks at fittings & between sections.	
Valves	Control valve linkages for wear, smoothness of operation & tightness of fasteners. Relief valve for proper pressure settings.	
General	Bent, broken or significantly rusted/corroded parts.	
Electrical	Electrical systems for presence of dirt, moisture & frayed wires.	
Structure	All structural members for damage.	
Welds	All welds for breaks & cracks.	
Pins	All pins for proper installation & condition.	
Hardware	All bolts, fasteners & retaining rings for proper torque, wear & corrosion.	
Wear Pads	Condition of wear pads.	
Pump & Motor	Hydraulic pumps & motors for leakage at fittings, seals & between sections. Check tightness of mounting bolts.	
PTO	Transmission/PTO for leakage, abnormal vibration & noise, alignment & mounting bolt torque.	
Hyd Fluid	Hoses & tubes for leakage, abrasion damage, blistering, cracking, deterioration, fitting leakage, & secured properly.	
Hyd Lines	Check overload device for proper operation.	
Hook	Load hook for abnormal throat distance, twist, wear, & cracks.	
Rope	Condition of load line.	
Manual	Presence of operator's manuals with the unit.	
Chassis	Tire wear and air pressure.	
Chassis	Working backup alarm.	
Station	Fire extinguisher at cab or machinery housing.	

= Passes Inspection
 = Fails Inspection



November Daily Crane Inspection

Key	Inspection Description	1	2	3	4	5	6	7	8	9	10	11	12	13	14	15	16	17	18	19	20	21	22	23	24	25	26	27	28	29	30	31	
Decals	All load charts, safety & warning Decals, & control Decals are present and legible.																																
Controls	Control mechanisms for proper operation of all functions, leaks, & cracks.																																
Station	Control mechanisms for proper operation of all functions, leaks, & cracks.																																
Hyd system	Hydraulic system (hoses, tubes, & fittings) for leakage & proper oil level.																																
Hook	Presence & proper operation of hook safety latches.																																
Rope	Proper reeving of wire rope on sheaves & winch drum.																																
Pins	Proper engagement of all connecting pins & pin retaining devices.																																
General	Observation of crane for damage or missing parts, & cracked welds.																																
General	Presence of safety covers.																																
Operation	During operation, observe crane for abnormal performance, unusual wear.																																
Remote Controls	Operate remote control devices to check for proper operation.																																
Electrical	Operate all lights, alarms, etc. to check for proper operation.																																
Anti 2-Blocking	Operate anti 2-blocking device to check for proper operation.																																
Operation Aid	Check presence of boom angle indicator.																																
Operation Aid	Check overload device for proper operation.																																
	Check all safety devices not listed above for proper operation.																																

= Passes Inspection
 = Fails Inspection



November Monthly Crane Inspection

Key	Inspection Description	
Daily	All Daily Inspections.	
Cylinders	Visual inspection of cylinders for leakage at rod, fittings, & welds. Damage to rod & case.	
Valves	Holding valves for proper operation.	
Valves	Control valve for leaks at fittings & between sections.	
Valves	Control valve linkages for wear, smoothness of operation & tightness of fasteners. Relief valve for proper pressure settings.	
General	Bent, broken or significantly rusted/corroded parts.	
Electrical	Electrical systems for presence of dirt, moisture & frayed wires.	
Structure	All structural members for damage.	
Welds	All welds for breaks & cracks.	
Pins	All pins for proper installation & condition.	
Hardware	All bolts, fasteners & retaining rings for proper torque, wear & corrosion.	
Wear Pads	Condition of wear pads.	
Pump & Motor	Hydraulic pumps & motors for leakage at fittings, seals & between sections. Check tightness of mounting bolts.	
PTO	Transmission/PTO for leakage, abnormal vibration & noise, alignment & mounting bolt torque.	
Hyd Fluid	Hoses & tubes for leakage, abrasion damage, blistering, cracking, deterioration, fitting leakage, & secured properly.	
Hyd Lines	Check overload device for proper operation.	
Hook	Load hook for abnormal throat distance, twist, wear, & cracks.	
Rope	Condition of load line.	
Manual	Presence of operator's manuals with the unit.	
Chassis	Tire wear and air pressure.	
Chassis	Working backup alarm.	
Station	Fire extinguisher at cab or machinery housing.	

= Passes Inspection
 = Fails Inspection



December Daily Crane Inspection

Key	Inspection Description	1	2	3	4	5	6	7	8	9	10	11	12	13	14	15	16	17	18	19	20	21	22	23	24	25	26	27	28	29	30	31
Decals	All load charts, safety & warning Decals, & control Decals are present and legible.																															
Controls	Control mechanisms for proper operation of all functions, leaks, & cracks.																															
Station	Control mechanisms for proper operation of all functions, leaks, & cracks.																															
Hyd system	Hydraulic system (hoses, tubes, & fittings) for leakage & proper oil level.																															
Hook	Presence & proper operation of hook safety latches.																															
Rope	Proper reeving of wire rope on sheaves & winch drum.																															
Pins	Proper engagement of all connecting pins & pin retaining devices.																															
General	Observation of crane for damage or missing parts, & cracked welds.																															
General	Presence of safety covers.																															
Operation	During operation, observe crane for abnormal performance, unusual wear.																															
Remote Controls	Operate remote control devices to check for proper operation.																															
Electrical	Operate all lights, alarms, etc. to check for proper operation.																															
Anti 2-Blocking	Operate anti 2-blocking device to check for proper operation.																															
Operation Aid	Check presence of boom angle indicator.																															
Operation Aid	Check overload device for proper operation.																															
	Check all safety devices not listed above for proper operation.																															

= Passes Inspection
 = Fails Inspection



December Monthly Crane Inspection

Key	Inspection Description	
Daily	All Daily Inspections.	
Cylinders	Visual inspection of cylinders for leakage at rod, fittings, & welds. Damage to rod & case.	
Valves	Holding valves for proper operation.	
Valves	Control valve for leaks at fittings & between sections.	
Valves	Control valve linkages for wear, smoothness of operation & tightness of fasteners. Relief valve for proper pressure settings.	
General	Bent, broken or significantly rusted/corroded parts.	
Electrical	Electrical systems for presence of dirt, moisture & frayed wires.	
Structure	All structural members for damage.	
Welds	All welds for breaks & cracks.	
Pins	All pins for proper installation & condition.	
Hardware	All bolts, fasteners & retaining rings for proper torque, wear & corrosion.	
Wear Pads	Condition of wear pads.	
Pump & Motor	Hydraulic pumps & motors for leakage at fittings, seals & between sections. Check tightness of mounting bolts.	
PTO	Transmission/PTO for leakage, abnormal vibration & noise, alignment & mounting bolt torque.	
Hyd Fluid	Hoses & tubes for leakage, abrasion damage, blistering, cracking, deterioration, fitting leakage, & secured properly.	
Hyd Lines	Check overload device for proper operation.	
Hook	Load hook for abnormal throat distance, twist, wear, & cracks.	
Rope	Condition of load line.	
Manual	Presence of operator's manuals with the unit.	
Chassis	Tire wear and air pressure.	
Chassis	Working backup alarm.	
Station	Fire extinguisher at cab or machinery housing.	


= Passes Inspection
 = Fails Inspection



Fourth Quarterly Crane Inspection

Key	Inspection Description		
Daily	All Daily Inspections.		
Monthly	All monthly inspections.		
Rotation Sys	Rotation bearing for proper torque of all mounting bolts.		
Hardware	Base mounting bolts for proper torque.		
Structure	All structural members for deformation, cracks, & corrosion.		
	Base		
	Outrigger beams & legs		
	Body structure and mounting		
	Mast		
	Inner boom		
	Outer boom		
	Extension(s)		
	Jib boom		
	Jib extension(s)		
	Hardware	Pins, bearings, shafts, gears, rollers, & locking devices for wear, cracks, corrosion, & distortion.	
		Inner boom pivot pin(s) & retainer(s)	
		Outer boom pivot pin(s) & retainer(s)	
Inner boom cylinder pin(s) & retainer(s)			
Outer boom cylinder pin(s) & retainer(s)			
Extension cylinder pin(s) & retainer(s)			
Jib boom pin(s) & retainer(s)			
Jib cylinder pin(s) & retainer(s)			
Jib extension cylinder pin(s) & retainer(s)			
Boom tip attachments			

Key	Inspection Description	
Hyd Lines	Hoses, fittings, & tubing for proper routing, leakage, blistering, deformation, & excessive abrasion.	
	Pressure line(s) from pump to control valve	
	Return line(s) from control valve to reservoir	
	Suction line(s) from reservoir to pump	
Pumps & Motors	Pressure line(s) from control valve to each function	
	Load holding valve pipe(s) and hose(s)	
	Pumps and motors for loose bolts/fasteners, leaks, noise, vibration, loss of performance, heating and excess pressure.	
Valves	Winch motor(s)	
	Rotation motor(s)	
	Hydraulic valves for cracks, spool return to neutral, sticking spools, relief valve failure.	
	Main control valve	
Cylinders	Load holding valve(s)	
	Outrigger or auxiliary control valve(s)	
	Hydraulic cylinders for drifting & leakage. Rods for nicks, scores, & dents. Castor damage. Case & rod ends for damage & abnormal wear.	
	Outrigger cylinder(s)	
	Inner boom cylinder(s)	
	Outer boom cylinder(s)	
	Extension cylinder(s)	
	Rotation cylinder(s)	
	Jib lift cylinder(s)	
	Jib extension cylinder(s)	
Winch	Winch brake, sheaves, & drums for damage, abnormal wear, abrasion, and other irregularities.	
Hyd Filter	Hydraulic filters for replacement per maintenance schedule.	





Annual Crane Inspection

Note: Many states require annual inspections to be performed by certified 3rd party inspectors.

Key	Inspection Description	
Daily	All Daily Inspections.	
Monthly	All monthly inspection items.	
Quarterly	All quarterly inspection items.	
Hyd System	Hydraulic fluid change per maintenance schedule.	
Controls	Control valve calibration for correct pressures & relief valve settings.	
Valves	Safety valve calibration for correct pressures & relief valve settings	
Valves	Valves for failure to maintain correct settings.	
Rotation Sys	Rotation drive system for proper backlash clearance & abnormal wear, deformation, & cracks.	
Lubrication	Gear oil change in rotation drive system per maintenance schedule.	
Hardware	Check tightness of all fasteners and bolts.	
Wear Pads	Wear pads for excessive wear.	
Loadline	Loadline for proper attachment to drum.	
Historic Data	Monthly inspection records.	
Historic Data	Maintenance records.	
Historic Data	Repair and modification records.	

= Passes Inspection
 = Fails Inspection

**For Technical Questions, Information, Parts, or Warranty, Call Toll-Free at
800-321-3741**

Hours: Monday - Friday, 8:00 a.m. - 5:00 p.m. CST

Or email at the following addresses:

Technical Questions, and Information

service@stellarindustries.com

Order Parts

parts@stellarindustries.com

Warranty Information

warranty@stellarindustries.com

