

Ajax

Series **AJ** INDUSTRIAL MINIATURE FLOW SWITCH



- Designed for Low Flow Conditions
- Switching Range 1.0-22.5 L.P.M. (0.25-5.0 G.P.M.)
- Maximum Working Pressure 20 Bar.G. (300 P.S.I.G.)
- Rugged Construction, Vibration and Shock Resistant
- Factory Set or Field Adjustable
- Visual Indication of Flow

The Bamford Ajax AJ series of Miniature Flow Indicators are ruggedly constructed to provide automatic control and protection of machinery and plant where it is essential to monitor low flows of cooling water, lubricating oils, etc.

All models have high quality gunmetal bodies with internal wetted parts in manganese bronze as standard or other materials as an option. They are fitted with armoured glass windows to give a visual indication of flow. The switchbox houses a standard precision snap action single pole double throw micro switch which can be factory set or field adjustable. Micro switches with silver plated noble metal contacts are also available for use on I.S. circuitry. Both models are similar in action where a flow of liquid displaces a spool or vane which in turn operates a control spindle, through a patented rolling seal, which makes contact with the micro switch. By adjusting the position of the micro switch, an alarm trip can be achieved at differing flow rates.

F. Bamford (Instruments) Ltd.

Ajax Works,
Whitehill,
Stockport, SK4 1NT. United Kingdom.

Telephone: 0161-480 6507

Fax: 0161-474 7990

Web: www.bamfordinstruments.com
Email: sales@bamfordinstruments.com

Specifications

FLOW DETAILS

TYPE	Max working Pressure (Bar G.)	Model No.	Switching Range Lit / Min (GPM)	Min. Flow for Reset Lit / min (GPM)	Typical Pressure Loss at Maximum Switching Flow (Bar G.)
VANE	7	7668	7 - 23 (1.5 - 5.0)	9.1 (2.0)	0.45 (Water)
	20.5	7669			
SPOOL	7	7670	1.1 - 7.0 (0.25 - 1.5)	2.3 (0.5)	0.3 (Oil at 80°C 120cst)
	20.5	7671			

Process Connections:

½" BSP parallel female (both models) and ½" BSP taper or NPT Female (Vane Type only)

Maximum Working Temperature:

Both models 95°C

Hydraulic Test Pressure:

1½ times maximum working pressure

Materials of Construction:

Body:
Gunmetal BS EN 1982 LG2
Stainless Steel 316

Conduit entry:

M16 Female or an M16 Male X M20 Female adaptor

Wetted Parts:

Manganese Bronze BS 2874 CZ114
Stainless Steel 316

Windows:

Toughened Soda Lime
To BS 3463

Window Joints:

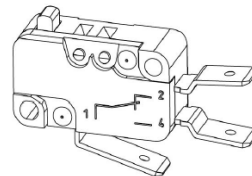
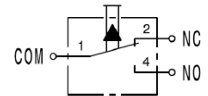
N.A.F. BS 7531 Grade Y

Switch Housing:

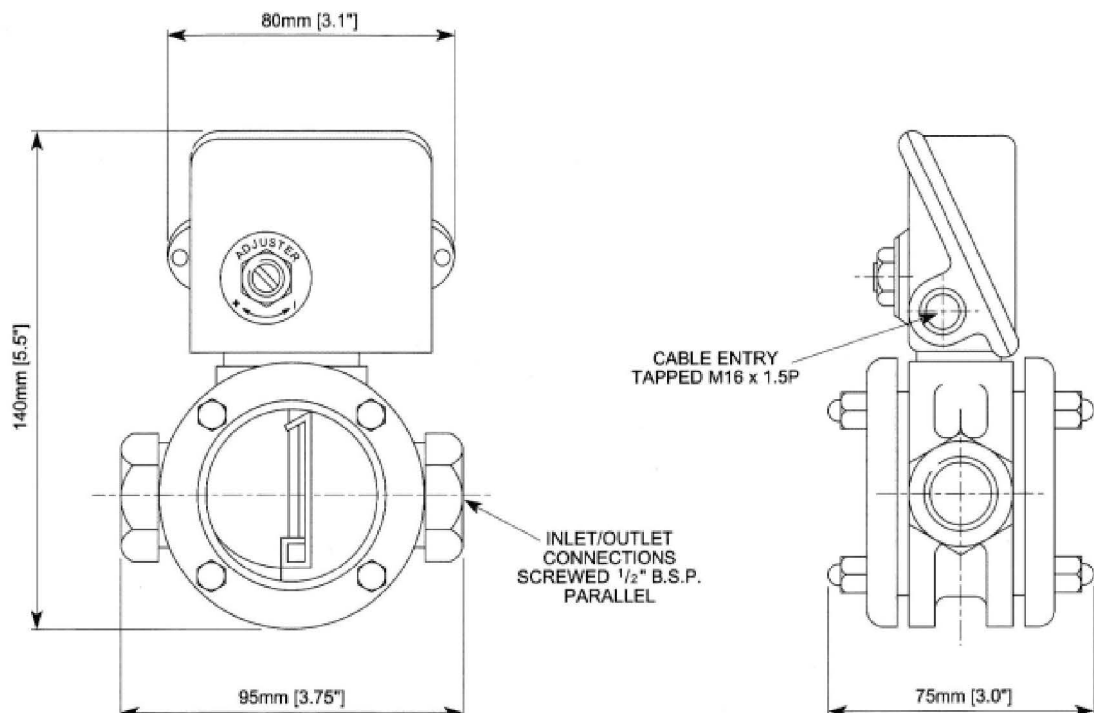
Gunmetal BS EN 1982 LG2

ELECTRICAL CONNECTIONS:

Actuating force (Newton)	Max 100cN
Connection	Plug connection 6.3 x 0.8mm, straight
Contact material	AgNi
Lever type	Plunger
Switching current	16A
Switching function(s)	Changeover contact
Switching voltage	250Vac
Temperature range	-40 - +85°C
Type	D459-V3AA



DIMENSIONAL DRAWINGS



VANE TYPE ILLUSTRATED
(SPOOL TYPE IDENTICAL
IN OVERALL DIMENSIONS)