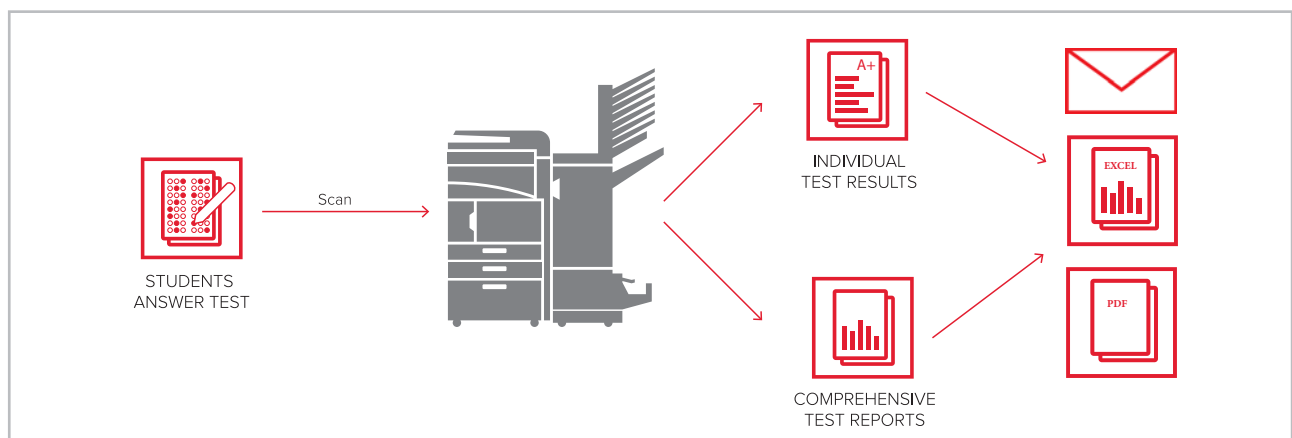


# USE TEACHING ASSISTANT FOR AUTOMATED TEST MARKING

THE **HYPAS™** APPLICATION TO **IMPROVE** THE **EFFICIENCY** OF **TEST WORKFLOWS**

As a teacher, you certainly know how difficult it is to find a balance between the time spent in direct contact with your students and spending time marking their work. To allow teachers more time to focus on their students, KYOCERA has developed Teaching Assistant, a business application powered by HyPAS™

Teaching Assistant transforms your KYOCERA Multifunctional Printer (MFP) into an on-demand test creating, marking and analysis hub. This tool can be used in schools and training facilities as well as any organisation wishing to improve its efficiency.



## TEACHING CHALLENGES

- > Marking multiple choice questions takes a lot of time – **How can I make it faster so that I can spend more time with my students?**
- > Mistakes are easily made when marking tests, and students may get wrong grades – **How can I make sure that all my test reports are accurate?**
- > It is difficult to collect all student results and to compile class reports and statistics – **Is there an easier way?**

## YOUR ADVANTAGES WITH TEACHING ASSISTANT

- > With **Teaching Assistant**, the MFP will automatically mark all student papers for you in a few seconds.
- > **Teaching Assistant** eliminates all human error and returns error-free test results.
- > **Teaching Assistant** automatically compiles comprehensive reports and statistics that are ready to use.

## HYPAS™ – TAILOR-MAKE YOUR MFP TO SUIT YOUR BUSINESS


**HyPAS™**

HyPAS™ is KYOCERA's platform to develop custom MFP business applications. These can run embedded inside the device and extend the device functionality according to user needs.


For powerful functionality, MFP applications can connect to external server applications and integrate the MFP into company workflows. With HyPAS™, we can meet individual customer requirements and provide the right solution for your business.

## FEATURES & SPECIFICATIONS

Teaching Assistant streamlines the task of printing, marking and analysing multiple-choice tests using popular bubble-sheet forms. All you have to enter into the device is the amount of questions, possible answers and sheets you need. To mark the test, simply fill out the key sheet marked with the bar code label and scan it in before entering the students' answer sheets. The MFP will then be able to assess the test according to your answers automatically – the various results charts can be printed, sent to your email address, exported as a CSV file or saved on a USB stick. The whole process can of course be managed directly from the MFP's intuitive and easy to use touch screen menu.



**Set up and print tests:** Create tests directly on the device and print them out in one step, without the need of expensive pre-printed media.



**Via USB or e-mail:** Choose whether you want to print results and reports, save to USB flash drive or e-mail them directly.



**Automated marking:** Scan the forms and the completed answer key sheet to receive the individual marking for each student.



**Keep data secure:** To protect student confidentiality, all data related to the test is automatically cleared from the device after the user exits Teaching Assistant.



**Test reportings:** Get a summary and detailed report of the test, including bar graphs, histograms and test statistics with just one click.



**No PC required:** The application is completely device based.

### BUBBLE-SHEET

A bubble-sheet is a standardised answer sheet used for multiple-choice tests. Each line corresponds to a question (1, 2, 3...) and each row to a possible answer (a, b, c or d). All your students have to do is mark the circle that stands for the correct answer.

1	<input type="radio"/> A	<input checked="" type="radio"/> B	<input type="radio"/> C	<input type="radio"/> D
2	<input type="radio"/> A	<input type="radio"/> B	<input type="radio"/> C	<input checked="" type="radio"/> D

### SUPPORTED DEVICES

> Please refer to the list of supported devices on the Teaching Assistant page.

Please visit:

[www.kyoceradocumentsolutions.co.uk/index/document\\_solutions.html](http://www.kyoceradocumentsolutions.co.uk/index/document_solutions.html)

FOR MORE INFORMATION ABOUT **TEACHING ASSISTANT** PLEASE VISIT

[www.kyoceradocumentsolutions.co.uk](http://www.kyoceradocumentsolutions.co.uk)

KYOCERA Document Solutions (UK) Ltd  
Eldon Court, 75-77 London Road, Reading RG1 5BS  
Tel : 0118 931 1500 – Fax : 0118 931 1108  
[www.kyoceradocumentsolutions.co.uk](http://www.kyoceradocumentsolutions.co.uk) – [info@duk.kyocera.com](mailto:info@duk.kyocera.com)