

# QUICK COUPLINGS

## PNEUMATIC SERIE

QUICK COUPLINGS / PNEUMATIC SERIE



**tst**

**tst**<sup>®</sup> | **30** YEARS

SMART SOLUTIONS FOR INDUSTRIAL CONNECTIONS

[www.tst-tamsan.com](http://www.tst-tamsan.com)



SMART SOLUTIONS FOR INDUSTRIAL CONNECTIONS

**QUICK COUPLINGS**

**PNEUMATIC SERIE**

Registered to  
IATF 16949:2016

Registered to  
ISO 9001:2015

# SMART SOLUTIONS

**EN**

## TST Group Worldwide

Founded over 30 years ago, we now have a Production Facility that occupies over 11.700 sq m<sup>2</sup>. Our broad range of products are designed, manufactured and constantly developed under the same roof, to meet the needs of our Worldwide Customers.

**tst** is fully integrated manufacturer of quick connect/disconnect couplings, for hydraulic, pneumatic, vacuum, gas, chemical fluid and water applications, in addition to multi couplers, fittings, hoses and accessories.

The latest technologies are utilized to Manufacture and Assembly our wide range of products to the required specifications to achieve Zero Defects and 100% Delivery Performance.

**DE**

## TST Gruppe weltweit

Gegründet vor 30 Jahren verfügen wir mittlerweile über eine Produktionskapazität auf Basis modernster CNC Technik auf über 11.700 m<sup>2</sup> Fläche. Um die Ansprüche unserer weltweiten Kunden zu erfüllen, sind Entwicklung und Produktion am gleichen Standort eng miteinander verbunden.

**tst** ist ein Hersteller von Schnellverschlusskupplungen für die Bereiche Hydraulik, Pneumatik, Vakuum, Gas, chemische Anwendungen, sowie Wasserapplikationen. Dies umfasst sowohl Einzelkupplungen als auch Multikupplungen, Verbindungselemente, Schläuche und Zubehör.

Um bei unserer breiten Angebotsvielfalt sowohl in der Herstellung als auch in der Montage absolute Liefertreue bei einer Fehlerquote von 0 ppm zu erreichen greifen wir auf modernste Fertigungsmethoden, langjährige Mitarbeitererfahrungen und einen sehr jungen Maschinenpark (vornehmlich CNC Technik) zurück.

# FOR INDUSTRIAL CONNECTIONS

FR

## TST, un groupe international

La Société TST fondée depuis plus de 30 ans dispose d'un site de fabrication de plus de 11.700m<sup>2</sup> où l'ensemble des produits sont dessinés, fabriqués et où le service développement est sans cesse à l'écoute des clients.

**tst** dispose de l'ensemble des produits coupleurs rapide comme le coupleur air, eau industrie ainsi que les coupleurs spéciaux "plasturgie" ou "hydraulique" ainsi que les gammes multi-connecteurs, manifolds, tubes, colliers et accessoires.

Toutes les technologies à la pointe de la technique sont utilisées sur toutes les phases de conception et production afin de vous assurer 100% de satisfaction quant à la performance des produits.

NL

## TST, een wereldwijde organisatie

30 jaar geleden werd TST opgericht, inmiddels beschikken we over een productiefaciliteit die meer dan 11.700m<sup>2</sup> in beslag neemt.

Om te kunnen voldoen aan de behoeftes van onze wereldwijde klanten wordt ons brede assortiment aan producten onder één dak ontworpen, geproduceerd en doorontwikkeld.

**tst** is producent van snelkoppelingen, voor hydraulische, pneumatische, gas, vacuüm, chemische vloeistoffen en water-gerelateerde toepassingen. Daarnaast produceert TST ook enkele koppelingen, meervoudige koppelingen, verbindingselementen, fittingen, slangen en overige toebehoren.





# Index

## Table of Contents

### TST PNEUMATIC

### PAGES

▪ Symbol of Types	6 - 7	▪ SERIE 023S.06	58 - 59
▪ General Technical Information	8 - 9	▪ SERIE 024	60 - 61
▪ Certifications	10	▪ SERIE 025	62 - 63
▪ Flow Direction Index	11	▪ SERIE 025B	64 - 65
▪ Icon Index	12 - 13	▪ SERIE 025L	66 - 67
▪ Plug Profiles	14 - 15	▪ SERIE 025E	68 - 69
▪ SERIE 013	16 - 17	▪ SERIE 025D	70 - 71
▪ SERIE 014	18 - 19	▪ SERIE 025K	72 - 73
▪ SERIE 015	20 - 21	▪ SERIE 025KB	74 - 75
▪ SERIE 017	22 - 23	▪ SERIE 025S.08	76 - 77
▪ SERIE 018	24 - 25	▪ SERIE 026	78 - 79
▪ SERIE 019	26 - 27	▪ SERIE 026B	80 - 81
▪ SERIE 019S.06	28 - 29	▪ SERIE 026S	82 - 83
▪ SERIE 020	30 - 31	▪ SERIE 250	84 - 85
▪ SERIE 020B	32 - 33	▪ SERIE 253	86 - 87
▪ SERIE 021	34 - 35	▪ SERIE 027	88 - 89
▪ SERIE 021B	36 - 37	▪ SERIE 027B	90 - 91
▪ SERIE 021L	38 - 39	▪ SERIE 027E	92 - 93
▪ SERIE 021E	40 - 41	▪ SERIE 028S	94 - 95
▪ SERIE 021D	42 - 43	▪ SERIE 030	96 - 97
▪ SERIE 021K	44 - 45	▪ SERIE 030S.08	98 - 99
▪ SERIE 022	46 - 47	▪ SERIE 031	100 - 101
▪ SERIE 022S	48 - 49	▪ SERIE 032	102 - 103
▪ SERIE 022S.06	50 - 51	▪ SERIE 032B	104 - 105
▪ SERIE 023	52 - 53	▪ SERIE 033	106 - 107
▪ SERIE 023S	54 - 55	▪ SERIE 034	108 - 109
▪ SERIE 023.06	56 - 57	▪ SERIE 037	110 - 111

# Table of Contents

**TST PNEUMATIC**
**PAGES**

▪ SERIE 038	112 - 113	▪ SERIE 333	166 - 167
▪ SERIE 038B	114 - 115	▪ SERIE 334	168 - 169
▪ SERIE 039	116 - 117	▪ SERIE 417	170 - 171
▪ SERIE 039B	118 - 119	▪ BLOW GUNS & ACCESSORIES	172
▪ SERIE 040	120 - 121	▪ MODULAR MULTILINK	173
▪ SERIE 045	122 - 123	▪ SPIRAL HOSES	174 - 175
▪ SERIE 046D	124 - 125	▪ BRASS ACCESSORIES	176 - 180
▪ SERIE 049	126 - 127	▪ INOX ACCESSORIES	181
▪ SERIE 050	128 - 129	▪ BALL VALVES	182
▪ SERIE 051	130 - 131		
▪ SERIE 051B	132 - 133		
▪ SERIE 052	134 - 135		
▪ SERIE 052B	136 - 137		
▪ SERIE 065 - 066 - 067K	138 - 139		
▪ SERIE 068	140 - 141		
▪ SERIE 092D	142 - 143		
▪ SERIE 095E	144 - 145		
▪ SERIE 096E	146 - 147		
▪ SERIE 110	148 - 149		
▪ SERIE 111	150 - 151		
▪ SERIE 112	152 - 153		
▪ SERIE 118.09	154 - 155		
▪ SERIE 120	156 - 157		
▪ SERIE 121	158 - 159		
▪ SERIE 141	160 - 161		
▪ SERIE 160	162 - 163		
▪ SERIE 161	164 - 165		

# Symbol of Types

## Symbol Index

	EN	DE
<b>B</b> TYPE	<p><b>B Type Double Shut Off Series Couplings</b></p> <p>Both plug and coupling include the valve therefore self sealing is obtained regardless of the direction of flow.</p> <p>During disconnection, the flow will be blocked by the valves.</p>	<p><b>B Typ doppelseitig absperrende Kupplungsserie</b></p> <p>Sowohl der Nippel wie die Kupplung sind mit einem Ventil versehen, so dass die Abdichtung unabhängig von der Durchflussrichtung sichergestellt werden kann.</p> <p>Nach dem Entkuppeln wird der Durchfluss durch das Ventil gesperrt.</p>
<b>D</b> TYPE	<p><b>D Type Double Shut off Couplings</b></p> <p>Both plug and valve include the valve therefore self sealing is obtained regardless of the direction of flow.</p> <p>During disconnection, the plug must be pushed into the coupling which provides a safety feature preventing accidents in medical applications.</p>	<p><b>D Typ doppelseitig absperrende Kupplung</b></p> <p>Sowohl der Nippel als auch das Ventil umfassen das Ventil, so dass unabhängig von der Strömungsrichtung eine Selbstabdichtung erzielt wird.</p> <p>Während des Trennens muss der Nippel in die Kupplung geschoben werden, was eine Sicherheitsfunktion bietet und die Unfälle in medizinischen Anwendungen verhindert.</p>
<b>E</b> TYPE	<p><b>E Type Single Shut Off Couplings</b></p> <p>Only the coupling includes valve therefore used in systems where the flow direction is from coupling to plug.</p> <p>During disconnection, the plug must be pushed into the coupling which provides a safety feature.</p>	<p><b>E Typ einseitig absperrende Kupplung</b></p> <p>Nur die Kupplung enthält ein Ventil, das daher in Systemen verwendet wird, bei denen die Durchflussrichtung von Kupplung zu Nippel verläuft.</p> <p>Beim entkuppeln muss der Stecker in die Kupplung gedrückt werden, was eine Sicherheitsfunktion bietet.</p>
<b>F</b> TYPE	<p><b>F Type Thru-flow Couplings</b></p> <p>Coupling and plug do not include valve therefore no sealing is obtained.</p> <p>This type is generally used where sealing is not important.</p>	<p><b>F Typ Kupplung mit vollem Durchgang</b></p> <p>Kupplung und Nippel sind ventillos, daher wird keine Dichtung erreicht.</p> <p>Dieser Typ wird im Allgemeinen verwendet, wenn nur die Verbindung, jedoch nicht die Abdichtung im Vordergrund steht.</p>
<b>K</b> TYPE	<p><b>K Type Coded Couplings</b></p> <p>Coupling and plug have geometrical connection designs which only enables same geometrical shapes connect each other.</p> <p>This type prevents mismatches. Self sealing is optional.</p> <p>Please contact us to clarify which sealing option you prefer.</p>	<p><b>K Typ Kodierte Kupplung</b></p> <p>Kupplung und Nippel haben geometrische Verbindungsdesigns, die nur die Verbindung derselben geometrischen Formen ermöglichen.</p> <p>Dieser Typ verhindert Fehlverbindungen. Selbstdichtende Versionen sind optional erhältlich. Kontaktieren Sie uns, um zu klären, welche geobetrische Form Sie bevorzugen.</p>
<b>L</b> TYPE	<p><b>L Type Coded Couplings</b></p> <p>Both coupling and plug include the valve and they close simultaneously while disconnection.</p> <p>The unique valf designs both sides prevent leakage during disconnection and obtain dry break.</p>	<p><b>L Typ kodierte Kupplung</b></p> <p>Kupplung und Nippel haben geometrische Verbindungsdesigns, Dieser Typ verhindert Fehlverbindungen. Selbstabdichtung ist optional.</p> <p>Kontaktieren Sie uns, um zu klären, welche Geometrie Sie bevorzugen.</p>
<b>S</b> TYPE	<p><b>S Type Coded Couplings</b></p> <p>Only the coupling includes valve therefore used in systems where the flow direction is from coupling to plug. Generally used in push-button couplings where a secure disconnection is required.</p> <p>Disconnection of the plug is possible only after two consecutive pushes; one for releasing the residual pressure and the second one to eject the plug.</p>	<p><b>S Typ kodierte Kupplung</b></p> <p>Nur die Kupplung enthält ein Ventil, daher die Verwendung, bei denen die Durchflussrichtung von Kupplung zu Stecker verläuft. Wird im Allgemeinen in Druckknopfkupplungen verwendet, bei denen eine sichere Trennung erforderlich ist.</p> <p>Das Lösen des Steckers ist nur nach zwei aufeinanderfolgenden Drücken (zwei Stufen) möglich. Eine zum Ablassen des Restdrucks und die zweite zum Auswerfen des Stopfens.</p>

# Symbol of Types

## Symbol Index

<b>B</b> TYPE	<p><b>FR</b></p> <p><b>Type B série double obturation</b></p> <p>Le coupleur et l'embout disposent tous les deux de clapet. Par conséquent, l'étanchéité est obtenue quel que soit le sens du débit.</p> <p>Lors de la déconnexion, le débit sera bloqué par les clapets.</p>	<p><b>NL</b></p> <p><b>Snelkoppeling met dubbele klep, type B</b></p> <p>Zowel de insteeknippel als de snelkoppeling hebben een klep, waardoor de snelkoppeling zelfsluitend is ongeacht de stroomrichting.</p> <p>Bij het ontkoppelen blokkeren de kleppen de doorstroom.</p>
<b>D</b> TYPE	<p><b>Type D série double obturation à sécurité de désaccouplement.</b></p> <p>Le coupleur et l'embout disposent tous les deux de clapet. Par conséquent, l'étanchéité est obtenue quel que soit le sens du débit. Lors de la déconnexion, le débit sera bloqué par les clapets.</p> <p>Il faut agir sur la bague et sur l'embout simultanément pour désaccoupler en sécurité, évite tout désaccouplement intempestif, très employé dans les application médical.</p>	<p><b>Snelkoppeling met dubbele klep, type D</b></p> <p>Zowel de insteeknippel als de snelkoppeling hebben een klep, waardoor de snelkoppeling zelfsluitend is ongeacht de stroomrichting.</p> <p>Bij het ontkoppelen moet de insteeknippel in de snelkoppeling worden gedrukt; dit is een veiligheidsvoorziening die bij medische toepassingen ongevallen kan voorkomen.</p>
<b>E</b> TYPE	<p><b>Type E série simple obturation à sécurité de désaccouplement.</b></p> <p>Le coupleur dispose d'un clapet, embout passage libre.</p> <p>Il faut agir sur la bague et sur l'embout simultanément pour désaccoupler en sécurité, évite tout désaccouplement intempestif, très employé dans les applications médicales.</p>	<p><b>Snelkoppeling met enkele klep, type E</b></p> <p>Alleen de snelkoppeling heeft een klep; daarom wordt deze snelkoppeling gebruikt in systemen waarin het medium van de snelkoppeling naar de insteeknippel stroomt.</p> <p>Bij het ontkoppelen moet de insteeknippel in de snelkoppeling worden gedrukt; dit is een veiligheidsvoorziening.</p>
<b>F</b> TYPE	<p><b>Type F série passage libre</b></p> <p>Le coupleur et l'embout ne disposent pas de clapet, donc aucune étanchéité n'est obtenue.</p> <p>Ce type est généralement utilisé lorsque l'étanchéité n'est pas importante.</p>	<p><b>Volle-doorlaatsnelkoppelingen, type F</b></p> <p>Snelkoppeling en insteeknippel hebben géén klep.</p> <p>Dit type wordt in het algemeen gebruikt als het afsluiten van de doorstroom niet belangrijk is.</p>
<b>K</b> TYPE	<p><b>Type K Accouplements codés à détrompeur</b></p> <p>Le coupleur et l'embout ont des conceptions de connexion géométriques qui ne permettent de connecter que les mêmes formes géométriques, et dispose d'un repère couleur.</p> <p>Ce type empêche les inversions de connexion. Veuillez nous contacter pour option de joint.</p>	<p><b>Gecodeerde snelkoppelingen, type K</b></p> <p>De snelkoppeling en de insteeknippel zijn voorzien van een geometrische vorm, waardoor alleen identieke geometrische vormen met elkaar gekoppeld kunnen worden.</p> <p>Hierdoor kunnen geen foute koppelingen worden gemaakt. Zelfafsluitende modellen zijn verkrijgbaar. Neem contact met ons op als u wilt weten welk type koppeling voor u de beste keuze is.</p>
<b>L</b> TYPE	<p><b>Type L série double obturation face plane, zéro gouttes.</b></p> <p>Le coupleur et l'embout disposent tous les deux de clapet. Par conséquent, l'étanchéité est obtenue quel que soit le sens du débit.</p> <p>Lors de la déconnexion, le débit sera bloqué par les clapets face plane assurant aucune fuite à l'accouplement ou désaccouplement.</p>	<p><b>Gecodeerde snelkoppelingen, type L</b></p> <p>Zowel de snelkoppeling als de insteeknippel hebben een klep, en beide kleppen sluiten bij het ontkoppelen gelijktijdig af.</p> <p>Het unieke ontwerp van de klep voorkomt lekkage bij het ontkoppelen, zodat 'droog' ontkoppeld kan worden.</p>
<b>S</b> TYPE	<p><b>Type S série simple obturation à sécurité anti coup de fouet ISO 4414EN983</b></p> <p>Seul le coupleur dispose de clapet ,embout passage libre. Généralement utilisé dans les accouplements à bouton-poussoir où une déconnexion sécurisée est requise.</p> <p>La déconnexion de l'embout n'est possible qu'après deux poussées consécutives; un pour relâcher la pression résiduelle et un second pour éjecter l'embout.</p>	<p><b>Gecodeerde snelkoppelingen, type S</b></p> <p>Alleen de snelkoppeling heeft een klep; daarom wordt deze drukknopkoppelingen gebruikt in systemen waarin het medium van de drukknopkoppeling naar de insteeknippel stroomt. Dit type koppeling wordt in het algemeen gebruikt in toepassingen onder druk, waarbij veilig ontkoppelen vereist is.</p> <p>Het ontkoppelen van de insteeknippel is pas mogelijk nadat de drukknop twee keer achtereenvolgend ingedrukt is: één keer om de restdruk te laten vrijkomen en de tweede keer om de insteeknippel uit te werpen.</p>



# General Technical Information

## Material and Seals

### Symbols - Korrosionstabelle

- ✓ Fully resistant / beständig
- ▣ Partly resistant / bedingt
- Non-resistant / nicht

	Material					Seal Dichtung		
	Steel zinc plated Stahl Verzinkt	Brass - Messing	AISI 316 Ti or similar Edelstahl AISI 316 Ti	Polyamide 11/12	Polyacetel - Poliasetal	NBR Nitrile	FPM Viton	EPDM
Acetate (Ethyl Acetate & Amyl Acetate)	✓	✓	✓	✓	✓			x
Acetic acid 10%		—	✓	—	✓			x
Acetone	✓	✓	✓	✓	✓			x
Acetylene	✓	✓	✓	✓	✓	x	x	x
Aero Engine Fuel BP, Esso Avgas100/130	✓	✓	✓	✓	▣	x	x	
Aero Engine Oil BP : AIRO 1210, Esso:AVIATON-120 Shell:AIRO-120, DERD 2487 DERD 2497, DTD 585	✓	✓	✓	✓	▣	x	x	
Skydrol	✓	—	✓	—	—			x
Oronite	✓	—	✓	—	—			x
Air, compressed	✓	✓	✓	✓	✓	x	x	
Air, hot up to 120°C	✓	✓	✓	▣	—	x	x	
Air, hot up to 200°C	✓	✓	✓	—	—			x
Alcohol	✓	✓	✓	✓	✓			x
Alum		—	✓	✓	✓	x	x	x
Alkalies	—	▣	✓	✓	▣	x	x	
Ammonia, Liquid	▣	—	✓	✓	—			x
Ammonium Sulphate Solution	—	—	✓	✓	▣	x	x	x
Amyl Alcohol	✓	✓	✓	✓	✓			x
Aniline	✓	—	✓	▣	—			x
Benzole	✓	✓	✓	✓	✓			x
Borax	✓	✓	✓	✓	✓			x x
Bultane	✓	✓	✓	✓	✓	x	x	
Bultane	✓	✓	✓	✓	✓	x	x	
Butyl Alcohol	—	✓	✓	✓	✓			x
Carbon Dixide	—	✓	✓	✓	✓	x	x	x
Carbon Dioxide, dry		✓	✓	✓	✓	x	x	x
Carbon Dioxide liquid	—	✓	✓	✓	▣	x	x	x
Carbon Bisulphide	✓	✓	✓	✓	✓			x
Chloride of Barium		✓	▣	✓	✓	x	x	x
Chromic Acid	—	—	▣	▣	—			x
Citric Acid	—	▣	✓	—	▣	x	x	
Creosote	✓	✓	✓	✓	✓			x
Cresol	▣	✓	✓	—	—			x
Cresol, Cresylic Acid	✓	✓	✓	✓	✓			x
Cupric Chloride	✓	✓	▣	—	—	x	x	x
Cyclohexane	✓	✓	✓	▣	✓			x
Dimethylamine	✓	✓	✓	✓	✓			x
Emulsion. (Water/Oil)	▣	✓	✓	✓	✓	x	x	
Ether	✓	✓	✓	✓	✓			x

### Symbols - Korrosionstabelle

- ✓ Fully resistant / beständig
- ▣ Partly resistant / bedingt
- Non-resistant / nicht

	Material					Seal Dichtung		
	Steel zinc plated Stahl Verzinkt	Brass - Messing	AISI 316 Ti or similar Edelstahl AISI 316 Ti	Polyamide 11/12	Polyacetel - Poliasetal	NBR Nitrile	FPM Viton	EPDM
Ethyl Alcohol	✓	✓	✓	✓	✓	x		x
Ethylene	✓	✓	✓	✓	✓			x
Formalin	✓	✓	✓	—	▣	x	x	x
Formic Acid	—	▣	✓	—	—			x
Frigen	✓	✓	✓	✓	✓	x	x	
Gasoline, Refined	✓	✓	✓	✓	✓			x x
Gas, Blast Furnace	▣	✓	✓	—	▣			x
Gas, Coal	▣	✓	✓	✓	✓			x
Gas, Coke Oven	▣	✓	✓	▣	▣	x		
Gas, Lighting	✓	✓	✓	✓	✓	x	x	
Gas, Naphtalene content	✓	✓	✓	✓	▣	x	x	
Gas, Natural	✓	✓	✓	✓	✓	x	x	
Gas, Town	✓	✓	✓	✓	✓			x
Gear Oil	✓	✓	✓	✓	✓	x	x	
Glucose		✓	✓	✓	✓	x	x	x
Glycerine	✓	✓	✓	✓	✓	x	x	x
Glycol	✓	✓	✓	✓	✓	x	x	
Helium	✓	✓	✓	✓	✓	x	x	x
Hexane	✓	✓	✓	✓	▣	x	x	
Hydrocarbons	✓	✓	✓	✓	✓	x	x	
Hydrogen	✓	✓	✓	✓	▣	x	x	
Hydrogen Gas	✓	✓	✓	✓	✓			x x
Hydrogen Sulphide, Humid		▣	✓	✓	✓			x
Hydrogen Sulphide, dry		✓	✓	✓	✓			x
Hyrogen Peroxide 30%	—	—	✓	✓	✓			x
Isoproyl Alcohol	✓	✓	✓	▣	✓	x	x	x
Kerosene, JP 1	✓	✓	✓	✓	✓	x	x	
Keton, Meththyl Ethyl	✓	✓	✓	✓	✓			x
Latex, liquid up to 130°C	✓	✓	✓	▣	▣	x		
Lubricating Oil	✓	✓	✓	✓	✓	x	x	
Lye, Caustic	—	✓	✓	✓	▣			x
Lye, Hyochorous Acid	—	✓	✓	—	▣			
Lye, Pickling	—	MS60	✓	▣	▣			x
Magnesium Carbonate	✓	✓	✓	✓	✓	x	x	x
Magnesium Hydroxide	✓	✓	✓	✓	✓	x	x	x
Magnesium Sulphate. M.Sulfat		—	✓	✓	✓	x	x	x
Mercury	✓	—	✓	✓	✓	x	x	x
Methane	✓	✓	✓	✓	✓	x	x	
Methanol	✓	✓	✓	✓	✓	x	x	
Methyl Alcohol	✓	✓	✓	▣	✓	x	x	
Methyl Ethyl Ketone	✓	✓	✓	✓	✓			x

# General Technical Information

## Material and Seals

	Material					Seal Dichtung		
	Steel zinc plated Stahl Verzinkt	Brass - Messing	AISI 316 Ti or similar Edelstahl AISI 316 Ti	Polyamide 11/12	Polyamid 11/12 Polyacetat - Poliasetal	NBR Nitrile	FPM Viton	EPDM
<b>Symbols - Korrosionstabelle</b>								
✓	Fully resistant / beständig							
■	Partly resistant / bedingt							
—	Non-resistant / nicht							
Methyl Benzene	✓	✓	✓	✓	✓		x	
Milk	✓	—	✓	✓	✓	x	x	
Napta	✓	—	✓	✓	✓	x	x	
Naptalene	✓	✓	✓	✓	✓		x	
Naptenic. Acid	✓	—	✓	—	—	x	x	
Nitrate of Ammonium	✓	—	✓	—	—	x	x	x
Nitric Acid. up to 35°C	—	✓	✓	—	—		x	
Nitrogen	✓	✓	✓	✓	✓	x	x	x
Nitro-Solution (no synthetic resin thinners)	✓	✓	✓	—	✓			x
Oil, Coal Tr	✓	—	✓	✓	■		x	
Oil, Crude	✓	✓	✓	✓	✓	x	x	
Oil, Diesel	✓	✓	✓	✓	✓	x		
Oil, Diesel up to 120°C	—	✓	✓	■	—		x	
Oil, Fuel up to 100°C	✓	✓	✓	■	—	x	x	
Oil, up to 200°C/ 300°C up to (special type)	✓	■	✓	—	—			FFKM
Oil, Fuel 5x5	✓	✓	✓	■	✓		x	
Oil, Hydraulic Chlorinated	■	■	✓	—	■		x	
Oil, Hydraulic up to 120°C	✓	✓	✓	■	■	x	x	
Oil, Linseed	✓	✓	✓	✓	✓	x	x	
Oil, Mineral	■	✓	✓	✓	✓	x	x	
Oil, Transformer	■	■	✓	✓	■	x		
Oleic Acid	✓	—	✓	✓	✓	x	x	
Oxalic Acid	■	■	✓	✓	✓		x	x
Oxygen. fat free	—	✓	✓	✓	■			x
Paraffin	✓	✓	✓	✓	✓	x		
Paraffin, (Wax)	✓	✓	✓	✓	✓	x		
Pentachlorphenole	✓	—	—	—	—		x	
Petrol Ether	—	✓	✓	✓	✓	x		
Petrol	✓	✓	✓	✓	✓	x		
Phenol Solution	■	✓	✓	—	—			
Phosphoric Acid 10%	—	—	✓	—	—	x	x	
Potassium Cyanide	✓	—	✓	✓	■	x	x	
Potassium Dichromate	✓	—	✓	—	■	x	x	
Potassium Sulphate	✓	—	✓	—	—	x	x	x
Potassium Hydroxide	✓	—	✓	✓	■			x
Propane	✓	✓	✓	✓	✓	x	x	
Prussic Acid	✓	—	✓	—	—		x	
Salt Solution	—	■	■	✓	■		x	
Sea Water	—	■	✓	—	✓	x	x	x

	Material					Seal Dichtung		
	Steel zinc plated Stahl Verzinkt	Brass - Messing	AISI 316 Ti or similar Edelstahl AISI 316 Ti	Polyamide 11/12	Polyamid 11/12 Polyacetat - Poliasetal	NBR Nitrile	FPM Viton	EPDM
<b>Symbols - Korrosionstabelle</b>								
✓	Fully resistant / beständig							
■	Partly resistant / bedingt							
—	Non-resistant / nicht							
Soap Solution	—	✓	✓	✓	✓	x	x	x
Soda Solution	—	■	✓	✓	■	x	x	x
Sodium Acetate	—	—	✓	✓	✓	x		x
Sodium Bicarbonate	—	—	■	✓	✓		x	x
Sodium Carbonate	✓	—	✓	✓	✓	x	x	x
Sodium Chloride	✓	—	✓	✓	✓	x	x	x
Sodium Cyanide	✓	—	✓	—	■			x
Sodium Sulphide	✓	■	✓	—	—		x	x
Steam, up to 150°C	■	■	✓	—	—			x
Steam, up to 250°C	■	■	✓	—	—			PTFE
Sulphide of barium	✓	■	✓	✓	—	x	x	x
Sulphur Dioxide, Gas	—	✓	✓	—	—			x
Sulphuret of Carbon	—	—	✓	—	✓			x
Syntetic Resin Thinners (no nitrosolution)	✓	✓	✓	■	■			x
Tar	✓	✓	✓	✓	✓	x	x	
Tetrachloride of Titanium	✓	—	✓	—	—			x
Toluol, dry	■	✓	✓	✓	✓			x
Trichlorethylene	✓	■	✓	✓	—			x
Turbine Fuel, BP: ATK 2494, ESSO:MIL-F56/16, SHELL:ATF 650	✓	✓	✓	✓	■	x	x	
Turbine Oil, Esso:35	✓	✓	✓	✓	■	x	x	
Turb-oil 1 S (MILL 7808)	■	■	✓	✓	■	x	x	
Vacuum (Strengthened Valve Springs)	✓	✓	✓	✓	✓			
Vegetable Oil	✓	—	✓	✓	✓	x	x	x
Water, Distilled	—	—	✓	✓	✓			x
Water, Deionized	—	—	✓	—	—	x	x	
Water, Demineralised	—	—	✓	—	—			x
Water, up to 80°C	■	✓	✓	■	■	x	x	x
Water, over 80°C	■	✓	✓	■	—			x
Water, Cooling	■	■	✓	✓	■	x	x	
Xylene	✓	✓	✓	✓	✓			x



# Connection Technology Worldwide

## Precise Quality and Safety

**EN**

Our Company having been awarded ISO 9001 certification is now going through the final stages of ISO TS 16949:2009 implementation process and targeting to serve its customers as a ISO TS 16949:2009 certified establishment before the end of 2017.

**DE**

Unser Unternehmen ist ein ISO 9001 Zertifikat und ab April 2017 haben wir ISO TS 16949:2009 Automotive Management System Zertifizierung erhalten. In diesem Bereich wollen wir unseren Anteil durch die Verbesserung unseres Geschäftsvolumens steigern. testen.

**FR**

Notre société ayant reçu la certification ISO 9001 passe maintenant les étapes finales du processus de mise en œuvre ISO TS 16949:2009 et ciblant ses clients en tant qu'établissement certifié ISO TS 16949:2009 avant la fin de 2017.

**NL**

Ons bedrijf is al ISO 9001 - gecertificeerd en doorloopt nu de laatste fases van de implementatie van ISO TS 16949:2009. Wij hopen voor eind 2017 onze klanten van dienst te kunnen zijn als ISO TS 16949:2009 - gecertificeerde onderneming.

Registered to  
ISO / TS 16949

Registered to  
ISO 9001:2008

# Flow Direction and Sealing Symbol Index

	EN	DE	FR	NL
	Thru-type coupling	Kupplung nicht absperrend	Coupleur passage libre	Snelkoppeling vrije doorlaat
	Self sealing coupling	Kupplung absperrend	Coupeur à clapet	Zelfsluitende snelkoppeling
	Thru-type coupling + Thru-type plug	Nicht absperrend	Coupleur et embout passage libre	Snelkoppeling vrije doorlaat + Insteeknippel vrije doorlaat
	Self Sealing coupling + thru-type plug	Einseitig absperrend	Coupleur à clapet et embout passage libre	Zelfsluitende snelkoppeling + Insteeknippel vrije doorlaat
	Self Sealing coupling + Self Sealing plug	Beidseitig absperrend	Coupleur et embout à clapet	Zelfsluitende snelkoppeling + Insteeknippel met terugslagklep

<b>BF</b>	Brass free
<b>CN</b>	Chemical nickel plated
<b>DG</b>	Degreased
<b>ED</b>	Safety lock
<b>HF</b>	High flow
<b>HP</b>	High pressure
<b>KS</b>	Retaining ring + O'ring
<b>N</b>	Nickel plated
<b>N1</b>	Sleeve nickel plated
<b>OH</b>	One hand connection
<b>PD</b>	Connection under pressure
<b>PK</b>	Dust guard
<b>SF</b>	Silicon free
<b>TK</b>	Dust cap
<b>VA</b>	Vacuum
<b>YD</b>	Raised push button
<b>ZK</b>	Fixing for protecting cap

## COLOR CODE

<b>S</b>	BLACK	
<b>B</b>	BLUE	
<b>KH</b>	BROWN	
<b>G</b>	GREEN	
<b>GR</b>	GREY	
<b>TU</b>	ORANGE	
<b>PI</b>	PINK	
<b>M</b>	PURPLE	
<b>R</b>	RED	
<b>Y</b>	YELLOW	





# Icon Index

## Icons Related With Application Area



The pressure range vary for each product shown in this leaflet. Before ordering, please mention the application pressure to make sure the product meets the system requirements.

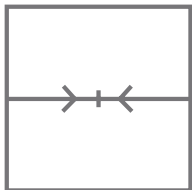


Temperature range of our products vary according to the sealing components chosen. Most common sealing types are listed below. For custom requirements, please contact us.

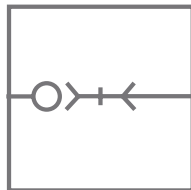


Is the actual diameter which fluid passes through. TST is capable of manufacturing products with nominal diameter of DN 2,5 mm's up to DN 75 mm's.

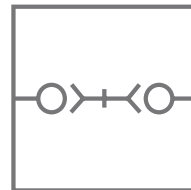
### FLOW SYMBOLS



**THROUGH FLOW**  
(Both Sides are Without Valve)



**SINGLE SHUT OFF**  
(One Side is With Valve)




**DOUBLE SHUT OFF**  
(Both Sides are With Valve)

### MATERIAL ICONS



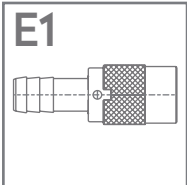
### SEALING OPTIONS



FPM : -26°C to + 200°C (not recommended for water steam)  
 NBR : -40°C to + 105°C  
 EPDM : -50°C to + 135°C  
 HT : -26°C to + 200°C (better durability for water steam)  
 FFKM : -15°C to + 325°C

# Icon Index

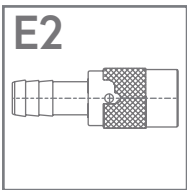
## Security Icons



**E1**  
The safety is provided by a pin on the sleeve to prevent disconnection by mistake.



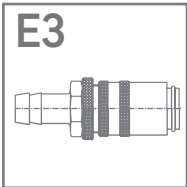
Security is provided by pressing the button two times or by left-right sleeve twist. First press/twist releases the pressure inside the coupling and the second press/twist ejects the plug for disconnection.



**E2**  
This is an upgraded version of E1.



This design is normally used in systems where confusion is certainly avoided by the geometrical design in the interior touch points of both plugs and couplings.



**E3**  
Safety is provided by an additional nut screwed to the back of the sleeve to prevent accidental disconnection.



This is a built-in safety design type founded by Oetiker Inc. working in principle of ball valves in rotation with a locking sleeve. TST acquired Oetiker Inc.'s quick coupling division in 2012.

### OTHER ICONS



Flow rate



Connection under pressure



Flat face



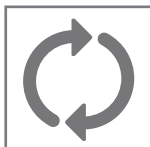
360 °C rotation of the back part



Special design of the valve for high pressure



Length



The number of input and outputs in multicoupling systems



Input thread size



Thread size



Output thread size



Nickel Plated



Hexagon size

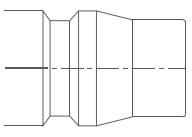


# Common Pneumatic Series

## Plug Profiles

Full compatibility with popular plug profiles

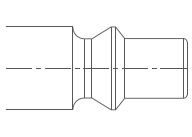
Japanese Profile



**TST 013**

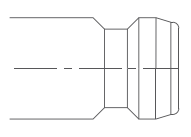
<b>DN</b>	TST Swing Coupling D	20, 30, 40
	Nitto	315
	Cejn	13
	Parker - Rectus	13
8 mm		

ARO Profile



**TST 014 - 022**

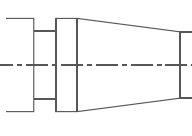
<b>DN</b>	TST Swing Coupling A1	C38	
	AMFLO	210	
	ARO	300	
	Cejn	210	
	Foster	B53	
	Parker	14, 22	
	Parker - Rectus	14, 22	
	6 mm		



**TST 015**

<b>DN</b>	TST	060 Paradisi
	Cejn	220
5 mm		

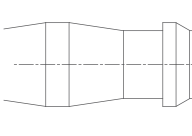
British Profile



**TST 017**

<b>DN</b>	Schrader	1/4"
	Parker - Rectus	17
5 mm		

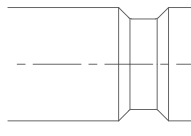
British Profile



**TST 019**

<b>DN</b>	TST Swing Coupling P	AC21, AC29, AC91
	PCL	
6 mm		

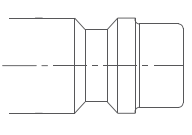
Euro Profile - Micro



**TST 020**

<b>DN</b>	TST	059
	Parker - Rectus	20
	Walther	06-003
	Hasco	Z80-5
2.7 mm		

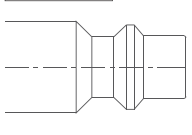
Euro Profile - Mini



**TST 021**

<b>DN</b>	Parker - Rectus	21, 90
	Camozzi	Mini Serie
	Legris	9200
	5 mm	

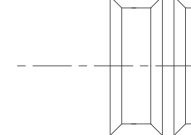
US: MIL-C-4109  
ISO 6150-B-12



**TST 023 - 024**

<b>DN</b>	TST Swing Coupling B1	1/4"	
	Industrial Interchange	C20B	
	AMFLO	1000	
	Hansen	3003	
	Foster	23	
	Parker - Rectus	310	
	Cejn		
	6 mm		

Euro Profile



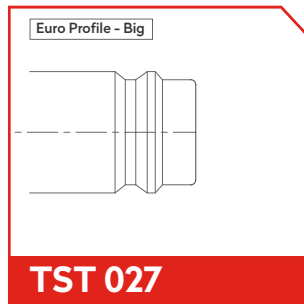
**TST 025 - 026**

<b>DN</b>	TST Swing Coupling C	320
	Cejn	25,26
	Parker - Rectus	
8 mm		

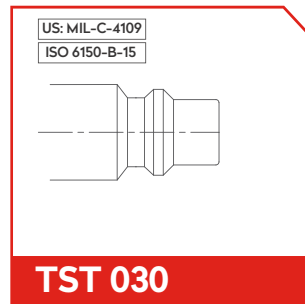
# Common Pneumatic Series

## Plug Profiles

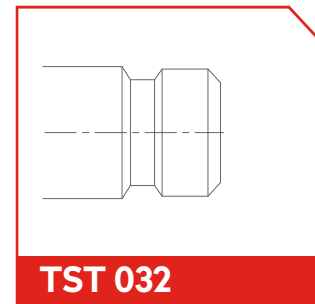
Full compatibility with popular plug profiles



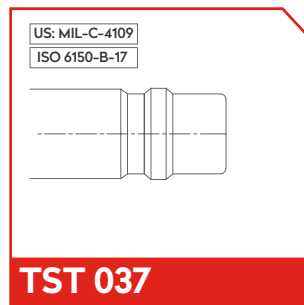
<b>DN</b>	TST	410
	Parker - Rectus	27
	Cejn	410
	Tema	1700
10 mm		



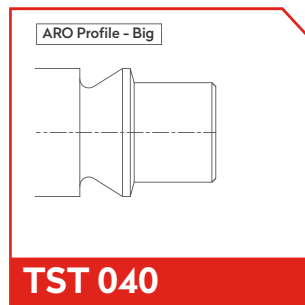
<b>DN</b>	TST Swing Coupling E		
	Industrial Interchange 3/8"		
	AMFLO	C26	
	Cejn	430	
	Hansen	440	
	Foster	4404	
	Parker - Rectus	30	
	8 mm		



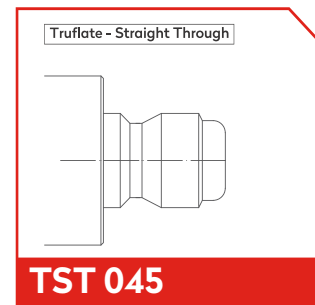
<b>DN</b>	Parker - Rectus	32
	Tema	1800
	10 mm	



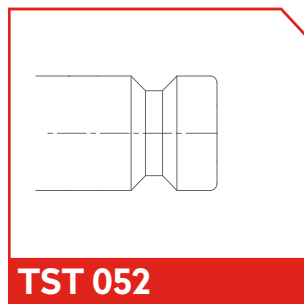
<b>DN</b>	TST Swing Coupling H	
	Industrial Interchange 1/2"	
	AMFLO	C10
	Hansen	520
	Foster	5205
	Parker - Rectus	17
11 mm		




<b>DN</b>	TST Swing Coupling J	
	ARO	310
	Orion	44530
	Parker - Rectus	40
	8 mm	



<b>DN</b>	Parker - Rectus	45
	Parker	ST
4 mm, 6 mm, 10 mm, 12 mm, 19 mm 25 mm, 32 mm, 45 mm		

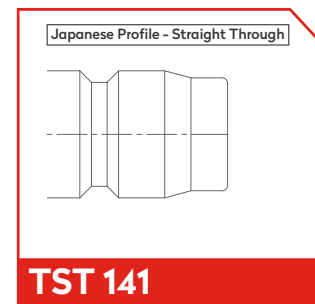


<b>DN</b>	Parker - Rectus	52
	Walther	LP 006
6 mm		



<b>DN</b>	TST Swing Coupling M	
	Cejn	344, 342*
	Parker - Rectus	95 KS, 96 KS*
	8 mm	

\*Coupling only



<b>DN</b>	Nitto TSP	
	6 mm, 10 mm, 13 mm, 17 mm, 25 mm	



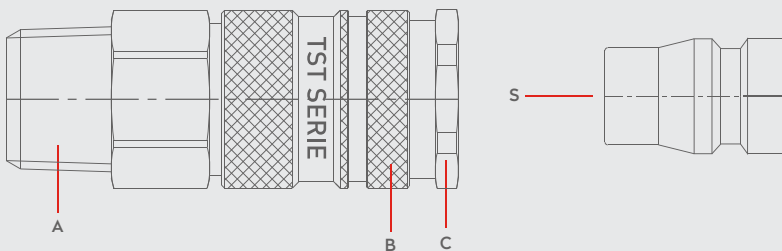
PNEUMATIC COUPLINGS  
PNEUMATISCHE KUPPLUNGEN

SERIE 013

DN 7.5



Materials



Material Code

- A = Steel Nickel Plated
- B = Steel Nickel Plated
- C = Steel Nickel Plated
- S = Steel Nickel Plated

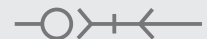


0 - 35 bar  
(0-508 PSI)



-20° to + 100°C (NBR)  
-4° to + 212°F

Shut Off Type



OM 250 - 00500  
OM 157 - 00950  
OM 157 - 01050  
OM 100 - 01200

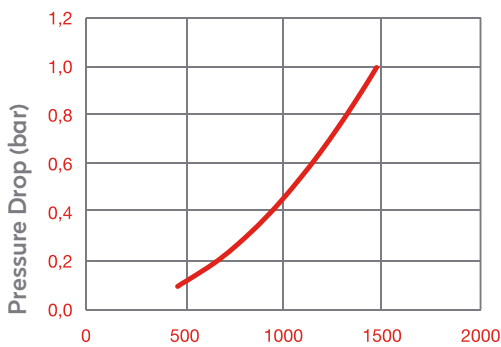
FLOW

1150 lt/min

DN

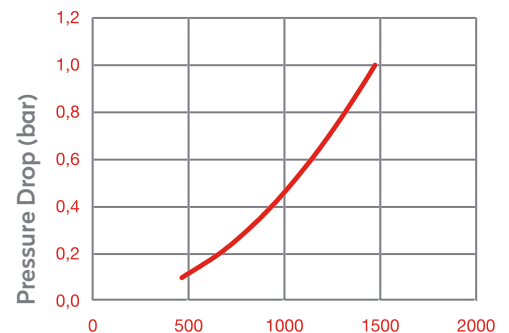
7.5 mm

Air



Flow Rate in l/min

Water



Flow Rate in l/min

Options

FPM

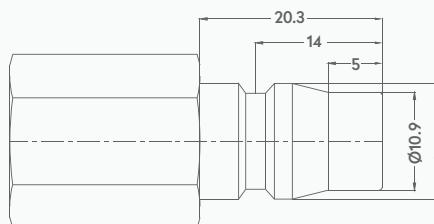
SWING

D - DL Serie

AISI303


Stainless Steel

Plug Profile Serie 013

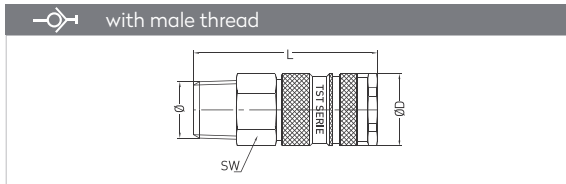


Compatible with

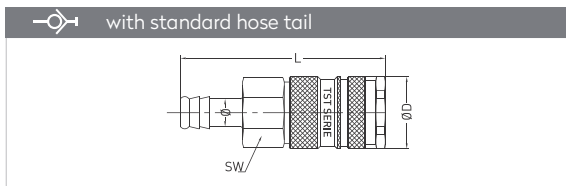
- TST SWING COUPLING D
- PARKER - RECTUS 13
- CEJN 315
- NITTO 20, 30, 40



## QUICK COUPLINGS SCHNELLKUPPLUNGEN

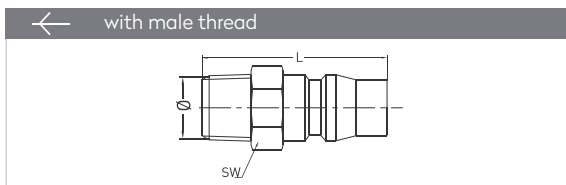


Connection	Part No.	SW	L	ØD
BSPT 1/4"	013 RG 13	19	65,1	23
BSPT 3/8"	013 RG 17	19	66,1	23
BSPT 1/2"	013 RG 21	22	62,1	23
NPT 1/4"	013 TG 13	19	66,1	23
NPT 3/8"	013 TG 17	19	67,1	23
NPT 1/2"	013 TG 21	22	63,1	23

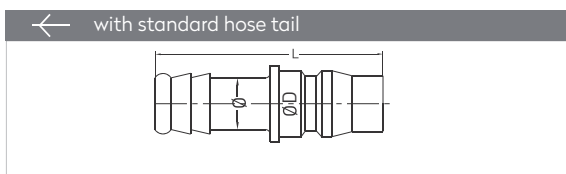


Connection	Part No.	SW	L	ØD
6 mm - 1/4"	013 HG 06	19	77,1	23
8 mm - 5/16"	013 HG 08	19	77,1	23
10 mm - 3/8"	013 HG 10	19	77,1	23
13 mm - 1/2"	013 HG 13	19	76,1	23

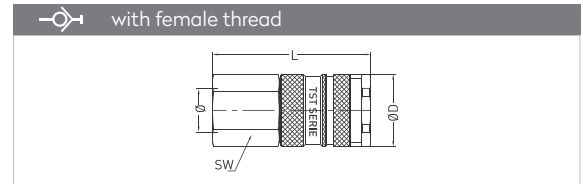
## PLUGS STECKNIPPEL



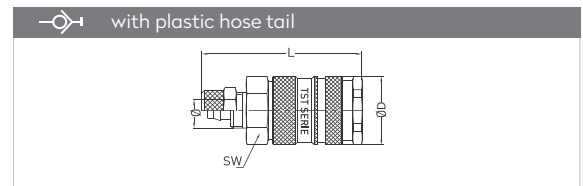
Connection	Part No.	SW	L
BSPT 1/8"	013 RU 10	14	37,5
BSPT 1/4"	013 RU 13	14	41,5
BSPT 3/8"	013 RU 17	17	41,5
BSPT 1/2"	013 RU 21	12	44
NPT 1/8"	013 TU 10	14	38,5
NPT 1/4"	013 TU 13	14	41,5
NPT 3/8"	013 TU 17	17	41,5
NPT 1/2"	013 TU 21	22	44



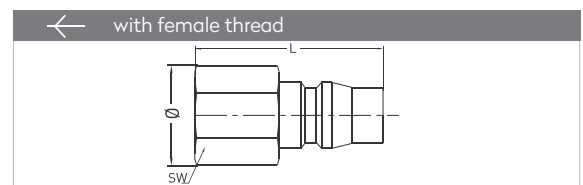
Connection	Part No.	L	ØD
6 mm - 1/4"	013 HU 06	48	14
8 mm - 5/16"	013 HU 08	48	14
10 mm - 3/8"	013 HU 10	48	14
13 mm - 1/2"	013 HU 13	48	15



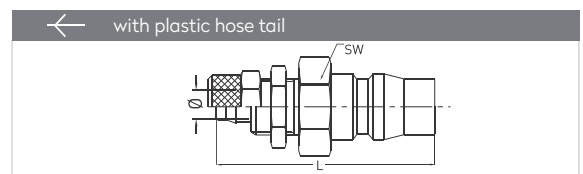
Connection	Part No.	SW	L	ØD
BSP 1/4"	013 DG 13	19	63,1	23
BSP 3/8"	013 DG 17	19	63,1	23
BSP 1/2"	013 DG 21	24	65,1	23
NPT 1/4"	013 NG 13	19	63,1	23
NPT 3/8"	013 NG 17	19	64,1	23
NPT 1/2"	013 NG 21	24	65,1	23



Connection	Part No.	SW	L	ØD
6 x 10 mm-M20 x 1,5	013 PG 06-4	23	72,6	23
8 x 12 mm-M20 x 1,5	013 PG 08-4	23	72,6	23
9 x 13 mm-M20 x 1,5	013 PG 09-4	23	72,6	23
11 x 16mm-M24 x 1,5	013 PG 11-5	25	72,6	23



Connection	Part No.	SW	L
BSP 1/4"	013 DU 13	17	37,5
BSP 3/8"	013 DU 17	19	39,5
BSP 1/2"	013 DU 21	22	44
NPT 1/4"	013 NU 13	17	37,5
NPT 3/8"	013 NU 17	19	39,5
NPT 1/2"	013 NU 21	22	44



Connection	Part No.	SW	L
6 x 10 mm-M 20 x 1,5	013 PU 06-4	22	46,5
8 x 12 mm-M 20 x 1,5	013 PU 08-4	22	46,5
9 x 13 mm-M 20 x 1,5	013 PU 09-4	22	46,5
11 x 16 mm-M 24 x 1,5	013 PU 11-5	25	46,5



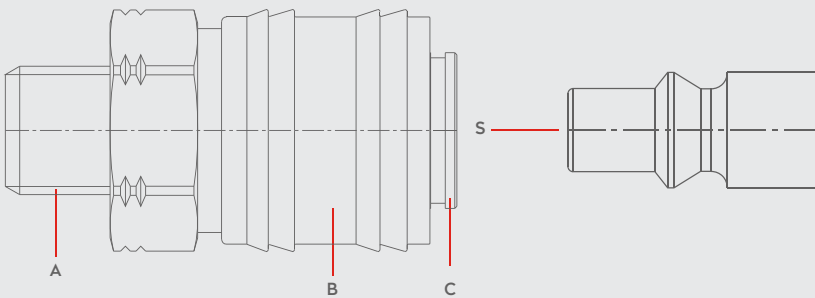
PNEUMATIC COUPLINGS  
PNEUMATISCHE KUPPLUNGEN

SERIE 014

DN 5.5



**Materials**



**Material Code**

- A = Brass
- B = Brass
- C = Brass
- S = Steel Zinc Plated

0 - 35 bar  
(0-508 PSI)

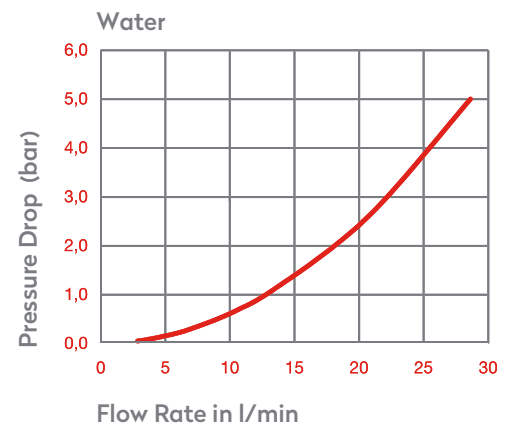
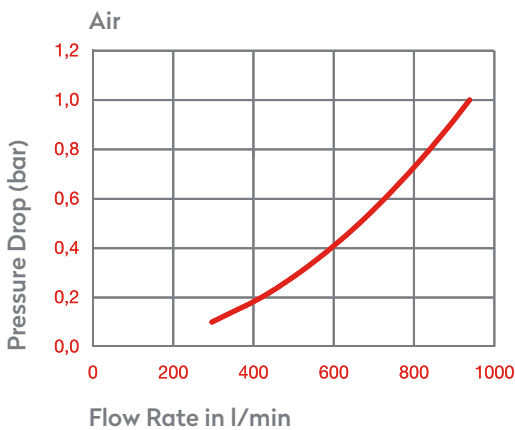
-20° to + 100°C (NBR)  
-4° to + 212°F

**Shut Off Type**

OM 240 - 00530  
OM 250 - 00750

**FLOW** 560 lt/min

**DN 5.5 mm**

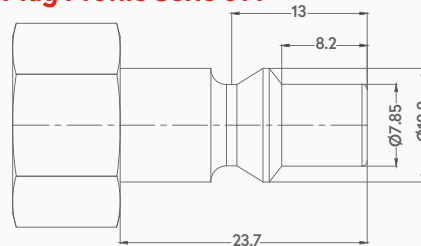


**Options**

NICKEL
Steel
SWING
2 STAGE
2 STAGE

A1 Serie
022S
022S.06

**Plug Profile Serie 014**



**Compatible with**

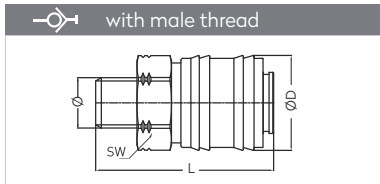
TST SWING COUPLING	A1
AMFLO	C38
ARO	210
CEJN	300
FOSTER	210
PARKER	B53
PARKER - RECTUS	14, 22

# SERIE 014

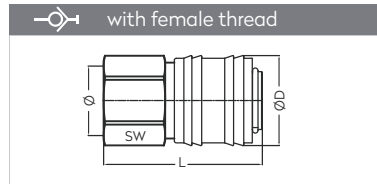


ARO 210

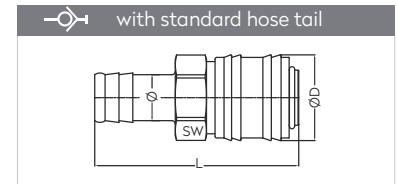
## QUICK COUPLINGS SCHNELLKUPPLUNGEN



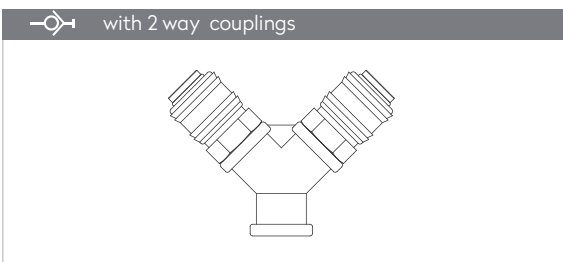
Connection	Part No.	SW	L	ØD
BSPT 1/4"	014 RG 13	22	46,5	24,8
BSPT 3/8"	014 RG 17	22	46,5	24,8
BSPT 1/2"	014 RG 21	22	51,5	24,8



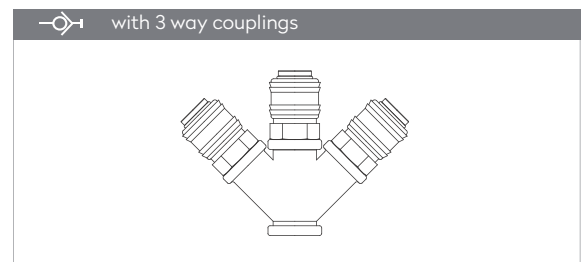
Connection	Part No.	SW	L	ØD
BSP 1/4"	014 DG 13	22	44,5	24,8
BSP 3/8"	014 DG 17	22	44,5	24,8
BSP 1/2"	014 DG 21	23	47,5	24,8



Connection	Part No.	SW	L	ØD
6 mm - 1/4"	014 HG 06	22	59	24,8
8 mm - 5/16"	014 HG 08	22	59	24,8
9 mm - 5/14"	014 HG 09	22	59	24,8
10 mm - 3/8"	014 HG 10	22	59	24,8
13 mm - 1/2"	014 HG 13	22	59	24,8

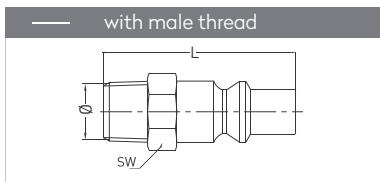


Connection	Part No.
BSP 1/4"	014 2G 13
BSP 3/8"	014 2G 17

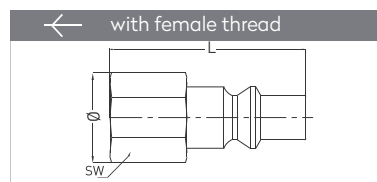


Connection	Part No.
BSP 3/8"	014 3G 17

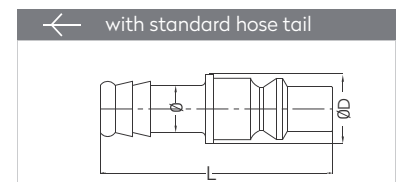
## PLUGS STECKNIPPEL



Connection	Part No.	SW	L
BSPT 1/8"	014 RU 10	12	40
BSPT 1/4"	014 RU 13	14	43
BSPT 3/8"	014 RU 17	17	43
BSPT 1/2"	014 RU 21	22	48
NPT 1/8"	014 TU 10	12	38
NPT 1/4"	014 TU 13	14	43
NPT 3/8"	014 TU 17	17	40
NPT 1/2"	014 TU 21	22	43



Connection	Part No.	SW	L
BSP 1/8"	014 DU 10	14	34
BSP 1/4"	014 DU 13	17	37
BSP 3/8"	014 DU 17	19	37
BSP 1/2"	014 DU 21	24	41



Connection	Part No.	L	ØD
6 mm - 1/4"	014 HU 06	48	12
8 mm - 5/16"	014 HU 08	48	12
9 mm - 5/14"	014 HU 09	48	12
10 mm - 3/8"	014 HU 10	48	12
13 mm - 1/2"	014 HU 13	48	15





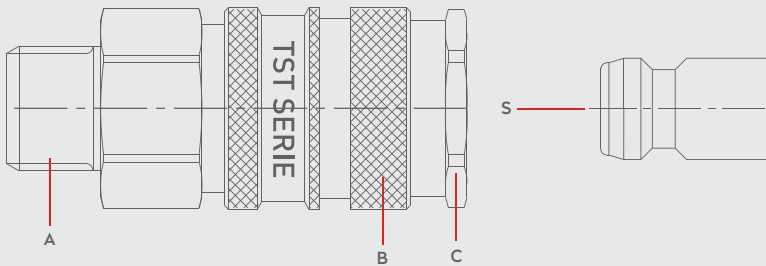
PNEUMATIC COUPLINGS  
PNEUMATISCHE KUPPLUNGEN

SERIE 015

DN5



**Materials**



**Material Code**

- A = Brass Nickel Plated
- B = Brass Nickel Plated
- C = Brass Nickel Plated
- S = Brass Nickel Plated

0 - 35 bar  
(0-508 PSI)

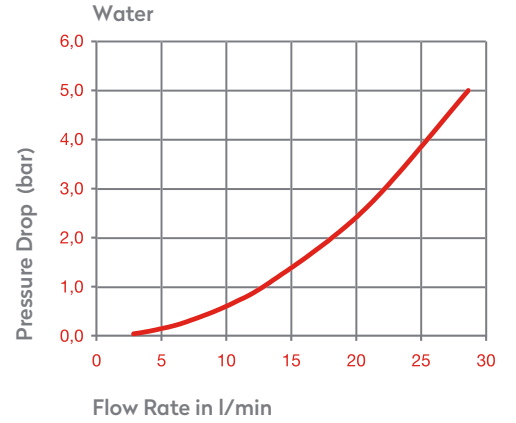
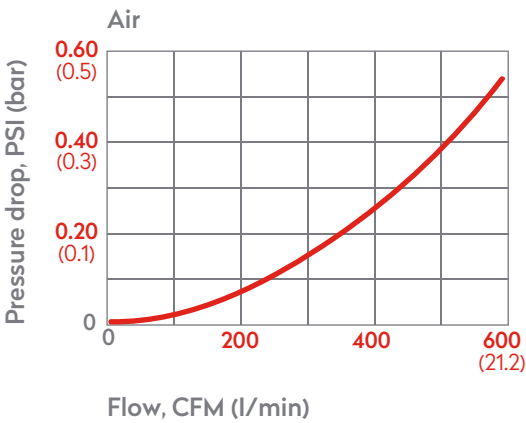
-20° to + 100°C (NBR)  
-4° to + 212°F

**Shut Off Type**

OM 178 - 00765  
OM 200 - 00450

**FLOW** 580 lt/min

**DN** 5 mm

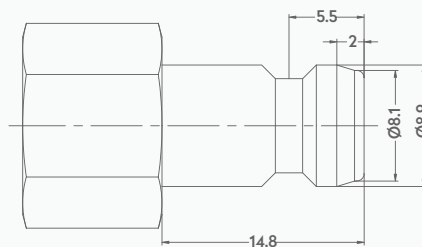


**Options**

FPM

AISI316  
Stainless Steel

**Plug Profile Serie 015**

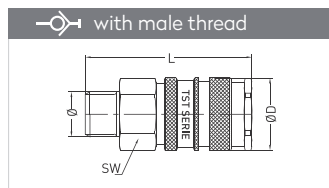


**Compatible with**

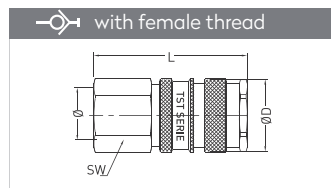
- TST 060 Paradisi
- CEJN 220



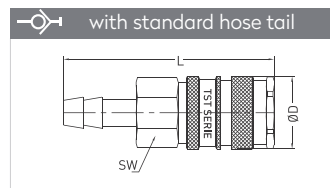
## QUICK COUPLINGS SCHNELLKUPPLUNGEN



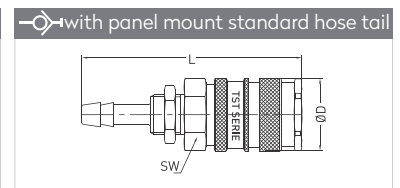
Connection	Part No.	SW	L	ØD
BSP 1/8"	015 EG 10	14	37	16
BSP 1/4"	015 EG 13	17	39	16
BSP 3/8"	015 EG 17	19	39	16
NPT 1/8"	015 TG 10	14	39	16
NPT 1/4"	015 TG 13	17	42	16
NPT 3/8"	015 TG 17	19	45	16



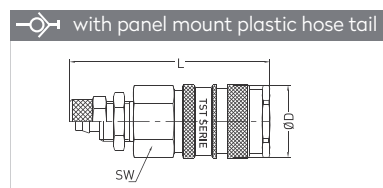
Connection	Part No.	SW	L	ØD
BSP 1/8"	015 DG 10	14	36,5	16
BSP 1/4"	015 DG 13	17	38,5	16
BSP 3/8"	015 DG 17	19	38,5	16
NPT 1/8"	015 NG 10	14	38,5	16
NPT 1/4"	015 NG 13	17	41,5	16
NPT 3/8"	015 NG 17	19	41,5	16



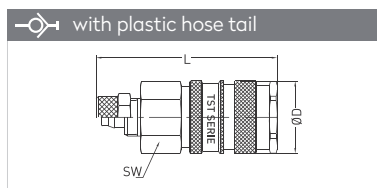
Connection	Part No.	SW	L	ØD
4 mm - 1/6"	015 HG 04	14	47	16
6 mm - 1/4"	015 HG 06	14	47	16
8 mm - 5/16"	015 HG 08	14	47	16
9 mm - 5/14"	015 HG 09	14	47	16
10 mm - 3/8"	015 HG 10	14	47	16



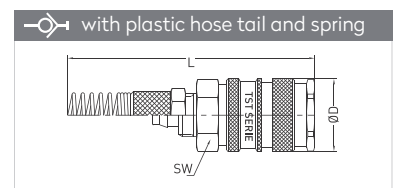
Connection	Part No.	SW	L	ØD
4 mm - M 10x1	015 MG 04	14	61	16
5 mm - M 12x1	015 MG 05	17	61	16
6 mm - M 12x1	015 MG 06	17	61	16
8 mm - M 12x1	015 MG 08	17	61	16
10 mm - M 14x1	015 MG 10	17	61	16



Connection	Part No.	SW	L	ØD
4 x 6 mm - M 10x1	015 SG 04	14	55	16
6 x 8 mm - M 12x1	015 SG 06	17	55	16

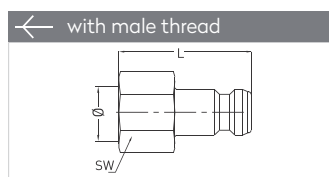


Connection	Part No.	SW	L	ØD
4 x 6 mm - M 10x1	015 PG 04	14	43	16
6 x 8 mm - M 12x1	015 PG 06	14	43	16

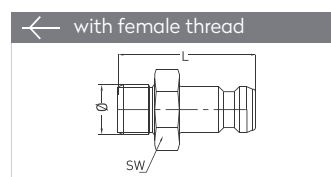


Connection	Part No.	SW	L	ØD
4 x 6 mm - M 10x1	021 YG 04	14	119,5	16
6 x 8 mm - M 12x1	021 YG 06	14	124,5	16

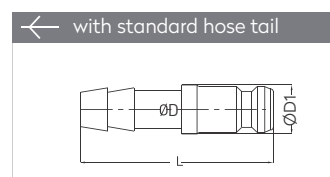
## PLUGS STECKNIPPEL



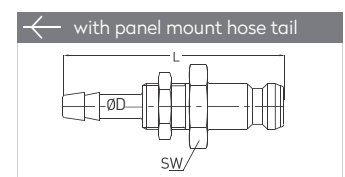
Connection	Part No.	SW	L
BSP 1/8"	015 DU 10	13	25
BSP 1/4"	015 DU 13	17	31
BSP 3/8"	015 DU 17	20	32
NPT 1/8"	015 NU 10	13	26
NPT 1/4"	015 NU 13	17	31
NPT 3/8"	015 NU 17	20	32



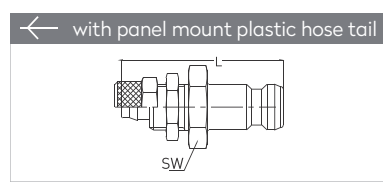
Connection	Part No.	SW	L
BSPT 1/8"	015 RU 10	11	28
BSPT 1/4"	015 RU 13	14	32
BSPT 3/8"	015 RU 17	17	34
NPT 1/8"	015 TU 10	11	28
NPT 1/4"	015 TU 13	14	33
NPT 3/8"	015 TU 17	17	34



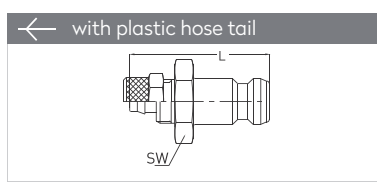
Connection	Part No.	L	ØD
4 mm - 1/6"	015 HU 04	33	9
5 mm - 1/5"	015 HU 05	33	9
6 mm - 1/4"	015 HU 06	33	9
8 mm - 5/16"	015 HU 08	33	9
9 mm - 5/14"	015 HU 09	37,5	10
10 mm - 3/8"	015 HU 10	37,5	12



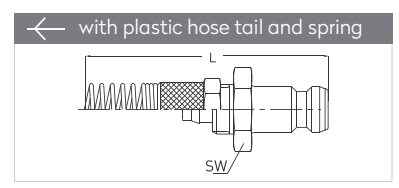
Connection	Part No.	SW	L
4 mm - M 10x1	015 MU 04	14	47
5 mm - M 12x1	015 MU 05	14	47
6 mm - M 12x1	015 MU 06	14	47
8 mm - M 12x1	015 MU 08	14	47
9 mm - M 12x1	015 MU 09	14	47
10 mm - M 14x1	015 MU 10	17	47



Connection	Part No.	SW	L
4 x 6 mm - M 10x1	015 SU 04	14	44
6 x 8 mm - M 12x1	015 SU 06	17	44



Connection	Part No.	L	ØD
4 x 6 mm - M 10x1	015 PU 04	32	10
6 x 8 mm - M 12x1	015 PU 06	32	12




Connection	Part No.	L	ØD
4 x 6 mm - M 10x1	015 YU 04	110,5	10
6 x 8 mm - M 12x1	015 YU 06	112,5	12



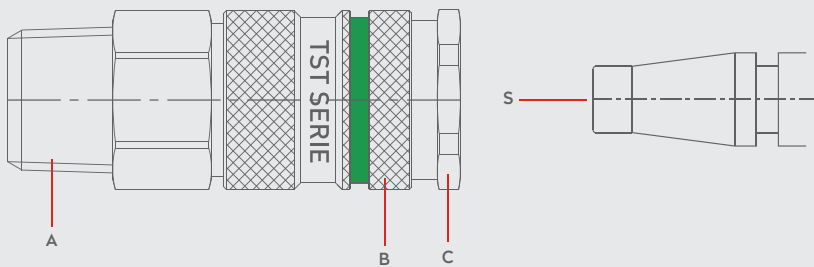
PNEUMATIC COUPLINGS  
PNEUMATISCHE KUPPLUNGEN

SERIE 017

DN5



**Materials**



**Material Code**

- A = Brass Nickel Plated
- B = Steel Nickel Plated
- C = Steel Nickel Plated
- S = Steel Nickel Plated

0 - 35 bar  
(0-508 PSI)

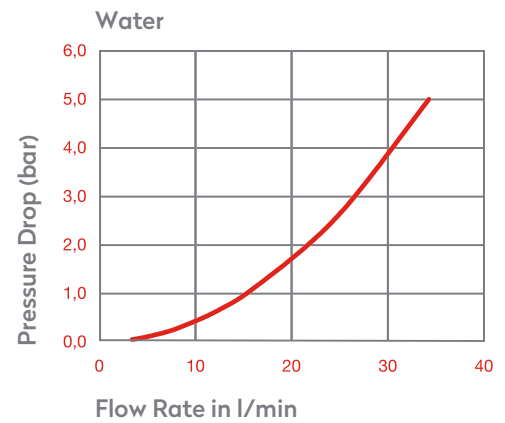
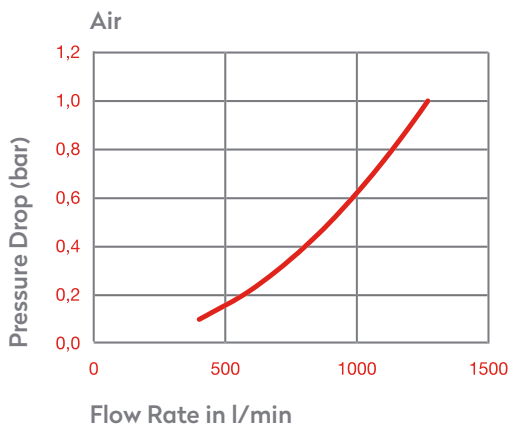
-20° to + 100°C (NBR)  
-4° to + 212°F

**Shut Off Type**

OM 300 - 00700  
OM 250 - 00500  
OM 100 - 01000

**FLOW** 870 lt/min

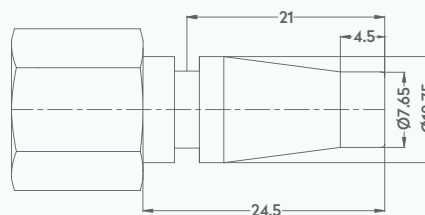
**DN** 5 mm



**Options**


- FPM
- EPDM
- AISI303  
Stainless Steel
- AISI316  
Stainless Steel

**Plug Profile Serie 017**



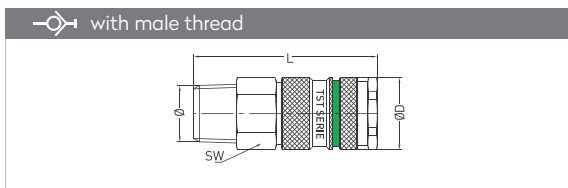
**Compatible with**

- SCHRADER 1/4"
- PARKER - RECTUS 17

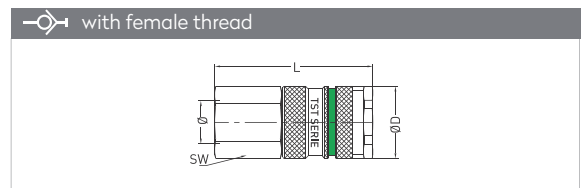


British Profile

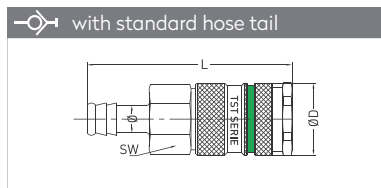
## QUICK COUPLINGS SCHNELLKUPPLUNGEN



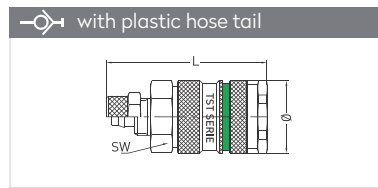
Connection	Part No.	SW	L	ØD
BSPT 1/4"	017 RG 13	19	57,8	23
BSPT 3/8"	017 RG 17	19	58,8	23
BSPT 1/2"	017 RG 21	22	52,8	23



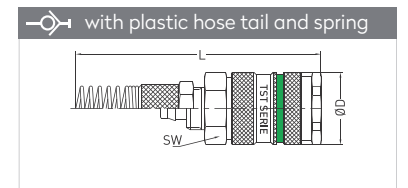
Connection	Part No.	SW	L	ØD
BSP 1/4"	017 DG 13	19	52,8	23
BSP 3/8"	017 DG 17	19	52,8	23
BSP 1/2"	017 DG 21	24	54,8	23



Connection	Part No.	SW	L	ØD
6 mm - 1/4"	017 HG 06	19	68,8	23
8 mm - 5/16"	017 HG 08	19	68,8	23
9 mm - 5/14"	017 HG 09	19	68,8	23
10 mm - 3/8"	017 HG 10	19	68,8	23
13 mm - 1/2"	017 HG 13	19	68,8	23

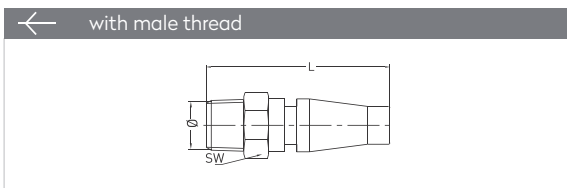


Connection	Part No.	SW	L	ØD
6 x 8 mm - M 12x1	017 PG 06	19	59,8	23
8 x 10 mm - M 16x1	017 PG 08	19	62,8	23
9 x 12 mm - M 16x1	017 PG 09	19	62,8	23

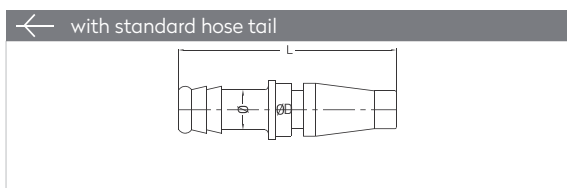


Connection	Part No.	SW	L	ØD
6 x 8 mm - M 12x1	017 YG 06	19	140,5	23
8 x 10 mm - M 16x1	017 YG 08	19	157,3	23
9 x 12 mm - M 16x1	017 YG 09	19	157,3	23

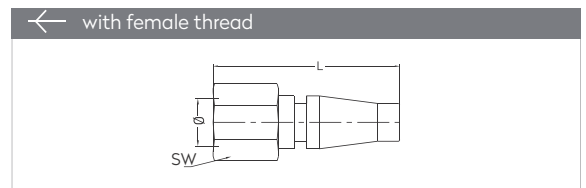
## PLUGS STECKNIPPEL



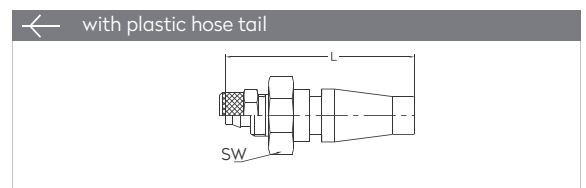
Connection	Part No.	SW	L
BSPT 1/8"	017 RU 10	12	38,5
BSPT 1/4"	017 RU 13	14	41,5



Connection	Part No.	L	ØD
6 mm - 1/4"	017 HU 06	51	11,5
8 mm - 5/16"	017 HU 08	51	12
10 mm - 3/8"	017 HU 10	51	12



Connection	Part No.	SW	L
BSP 1/8"	017 DU 10	12	38
BSP 1/4"	017 DU 13	17	41
BSP 3/8"	017 DU 17	19	41
BSPT 1/2"	017 DU 21	24	41



Connection	Part No.	SW	L	ØD
6 x 8 mm - M 12x1	017 PU 06	-	43	12
8 x 10 mm - M 16x1	017 PU 08	19	46	-
9 x 12 mm - M 16x1	017 PU 09	19	46	-



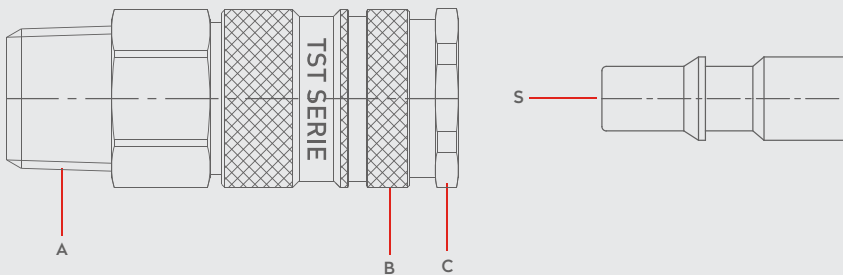
PNEUMATIC COUPLINGS  
PNEUMATISCHE KUPPLUNGEN

SERIE 018

DN 5.5



**Materials**



**Material Code**

- A = Brass Nickel Plated
- B = Steel Nickel Plated
- C = Brass Nickel Plated
- S = Steel Nickel Plated

0 - 35 bar  
(0-508 PSI)

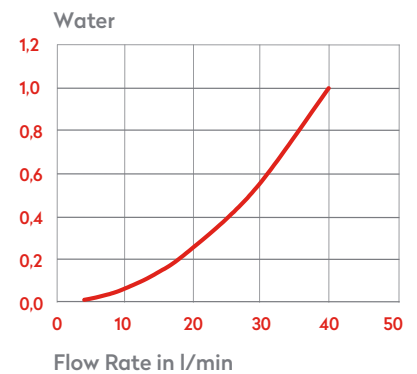
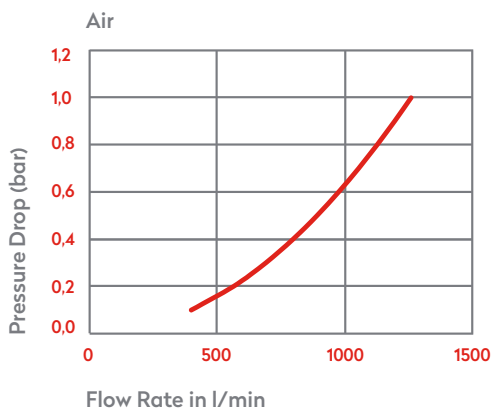
-20° to + 100°C (NBR)  
-4° to + 212°F

**Shut Off Type**

OM 300 - 00750  
OM 100 - 01000  
OM 250 - 00500

**FLOW** 970 lt/min

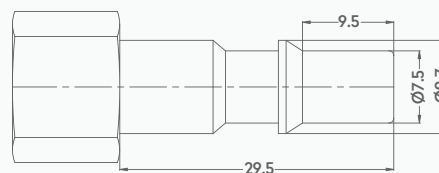
**DN 5.5 mm**



**Options**

- SWING**  
K Serie
- 2 STAGE**  
SV 6
- 2 STAGE**  
107S.06

**Plug Profile Serie 018**



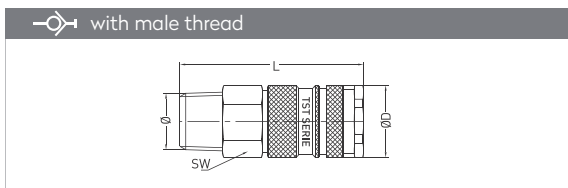
**Compatible with**

TST	107.06
PARKER - RECTUS	18
CEJN	291

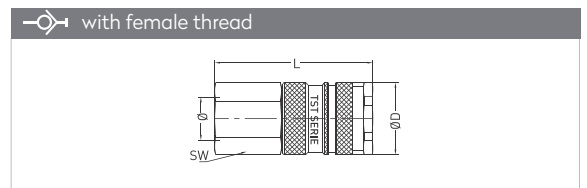


ISO 6150 - C

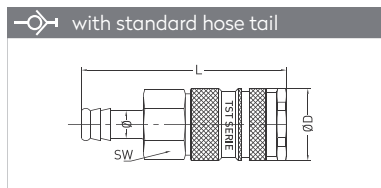
## QUICK COUPLINGS SCHNELLKUPPLUNGEN



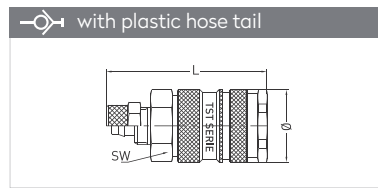
Connection	Part No.	SW	L	ØD
BSPT 1/4"	018 RG 13	19	62,3	23
BSPT 3/8"	018 RG 17	19	63,3	23
BSPT 1/2"	018 RG 21	22	57,3	23



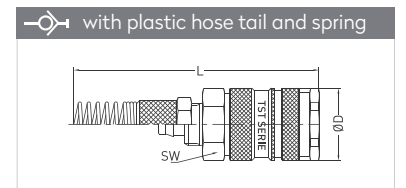
Connection	Part No.	SW	L	ØD
BSP 1/4"	018 DG 13	19	57,3	23
BSP 3/8"	018 DG 17	19	57,3	23
BSP 1/2"	018 DG 21	24	59,3	23



Connection	Part No.	SW	L	ØD
6 mm - 1/4"	018 HG 06	19	73,3	23
8 mm - 5/16"	018 HG 08	19	73,3	23
9 mm - 5/14"	018 HG 09	19	73,3	23
10 mm - 3/8"	018 HG 10	19	73,3	23
13 mm - 1/2"	018 HG 13	19	73,3	23

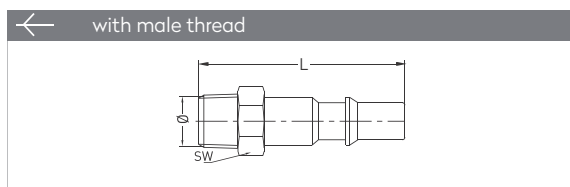


Connection	Part No.	SW	L	ØD
6 x 8 mm - M 12x1	018 PG 06	19	64,3	23
8 x 10 mm - M 16x1	018 PG 08	19	67,3	23
9 x 12 mm - M 16x1	018 PG 09	19	67,3	23

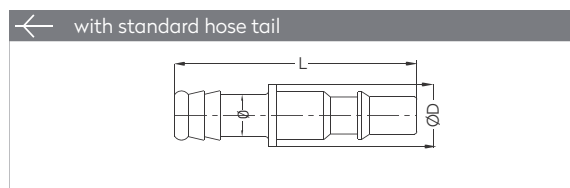


Connection	Part No.	SW	L	ØD
6 x 8 mm - M 12x1	018 YG 06	19	144,8	23
8 x 10 mm - M 16x1	018 YG 08	19	161,8	23
9 x 12 mm - M 16x1	018 YG 09	19	161,8	23

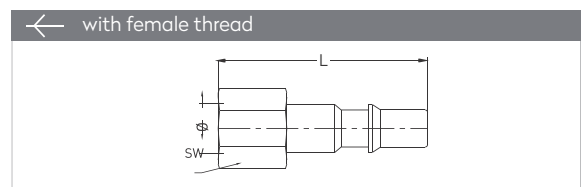
## PLUGS STECKNIPPEL



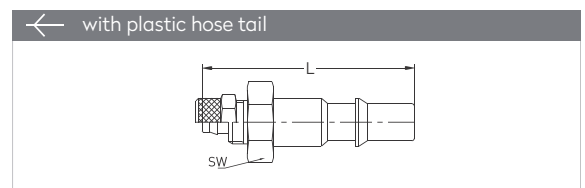
Connection	Part No.	SW	L
BSP 1/4"	018 EU 13	14	44
BSP 3/8"	018 EU 17	19	44



Connection	Part No.	L	ØD
6 mm - 1/4"	018 HU 06	54,3	10
8 mm - 5/16"	018 HU 08	54,3	11
10 mm - 3/8"	018 HU 10	54,3	12



Connection	Part No.	SW	L
BSP 1/8"	018 DU 10	14	39
BSP 1/4"	018 DU 13	17	41,5
BSP 3/8"	018 DU 17	19	41,5
BSP 1/2"	018 DU 21	24	44,5




Connection	Part No.	SW	L	ØD
6 x 8 mm - M 12x1	018 PU 06	14	-	-
8 x 10 mm - M 16x1	018 PU 08	17	51	-
9 x 12 mm - M 16x1	018 PU 09	17	51	-



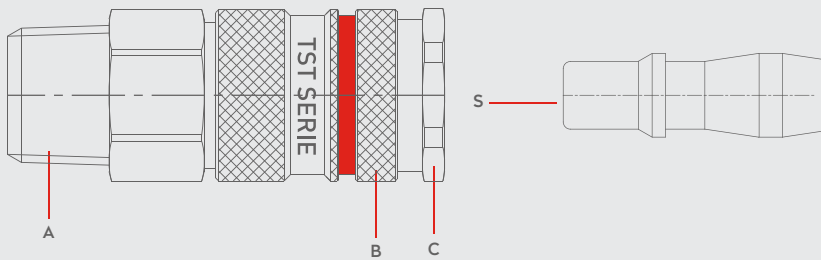
PNEUMATIC COUPLINGS  
PNEUMATISCHE KUPPLUNGEN

SERIE 019

DN 5.5



**Materials**



**Material Code**

- A = Steel Nickel Plated
- B = Steel Nickel Plated
- C = Brass Nickel Plated
- S = Steel Nickel Plated

0 - 35 bar  
(0-508 PSI)

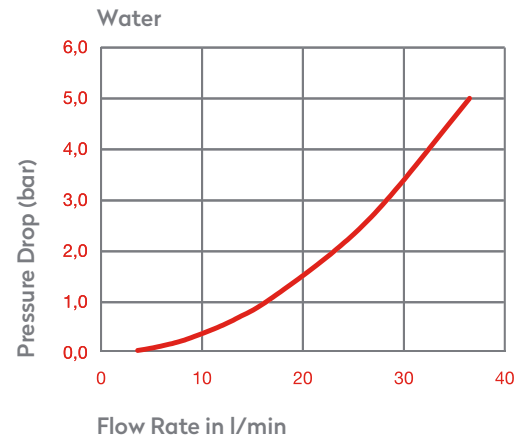
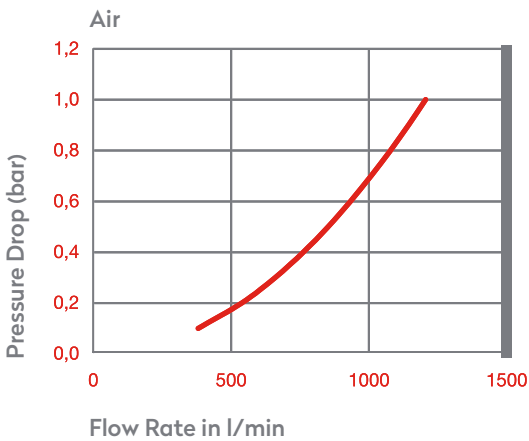
-20° to + 100°C (NBR)  
-4° to + 212°F

**Shut Off Type**

OM 300 - 00750  
OM 100 - 01000  
OM 250 - 00500

**FLOW** 660 lt/min

**DN 5.5 mm**



**Options**

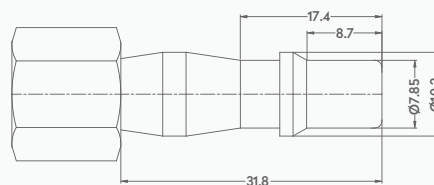
**SWING**

P Serie

**2 STAGE**

019S.06

**Plug Profile Serie 019**



**Compatible with**

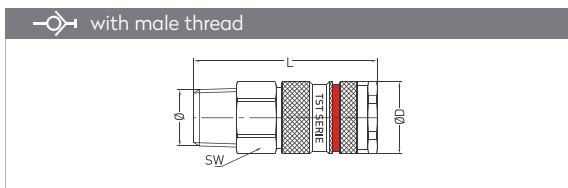
TST SWING COUPLING P	
PCL	60
PARKER - RECTUS	19

British Profile

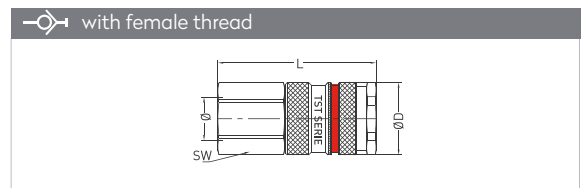
# SERIE 019



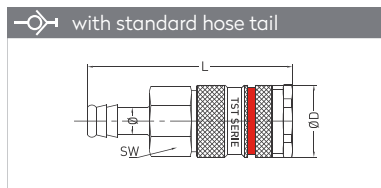
## QUICK COUPLINGS SCHNELLKUPPLUNGEN



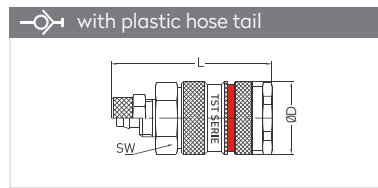
Connection	Part No.	SW	L	ØD
BSPT 1/4"	019 RG 13	19	62,3	23
BSPT 3/8"	019 RG 17	19	63,3	23
BSPT 1/2"	019 RG 21	22	57,3	23



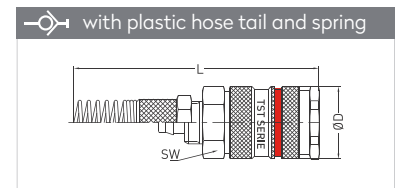
Connection	Part No.	SW	L	ØD
BSP 1/4"	019 DG 13	19	57,3	23
BSP 3/8"	019 DG 17	19	57,3	23
BSP 1/2"	019 DG 21	24	59,3	23



Connection	Part No.	SW	L	ØD
6 mm - 1/4"	019 HG 06	19	73,3	23
8 mm - 5/16"	019 HG 08	19	73,3	23
9 mm - 5/14"	019 HG 09	19	73,3	23
10 mm - 3/8"	019 HG 10	19	73,3	23
13 mm - 1/2"	019 HG 13	19	73,3	23

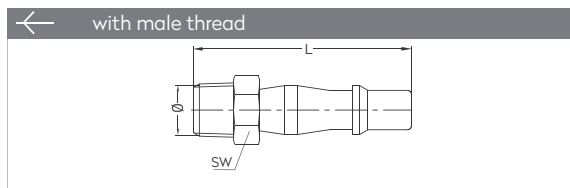


Connection	Part No.	SW	L	ØD
6 x 8 mm - M 12x1	019 PG 06	19	64,3	23
8 x 10 mm - M 16x1	019 PG 08	19	67,3	23
9 x 12 mm - M 16x1	019 PG 09	19	67,3	23

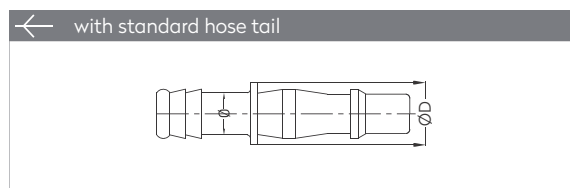


Connection	Part No.	SW	L	ØD
6 x 8 mm - M 12x1	019 YG 06	19	144,8	23
8 x 10 mm - M 16x1	019 YG 08	19	161,8	23
9 x 12 mm - M 16x1	019 YG 09	19	161,8	23

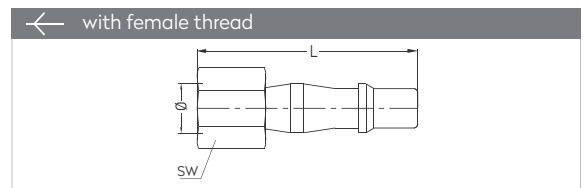
## PLUGS STECKNIPPEL



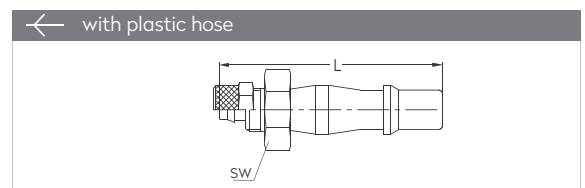
Connection	Part No.	SW	L
BSPT 1/4"	019 RU 13	14	48,5
BSPT 3/8"	019 RU 17	17	48,5
BSPT 1/2"	019 RU 21	22	53,5



Connection	Part No.	L	ØD
6 mm - 1/4"	019 HU 06	58	11
8 mm - 5/16"	019 HU 08	58	11
10 mm - 3/8"	019 HU 10	58	12
13 mm - 1/2"	019 HU 13	58	15



Connection	Part No.	SW	L
BSP 1/8"	019 DU 10	14	45
BSP 1/4"	019 DU 13	17	47
BSP 3/8"	019 DU 17	19	47
BSP 1/2"	019 DU 21	24	48



Connection	Part No.	SW	L	ØD
6 x 8 mm - M 12x1	019 PU 06	-	-	-
8 x 10 mm - M 16x1	019 PU 08	17	53	-
9 x 12 mm - M 16x1	019 PU 09	17	53	-





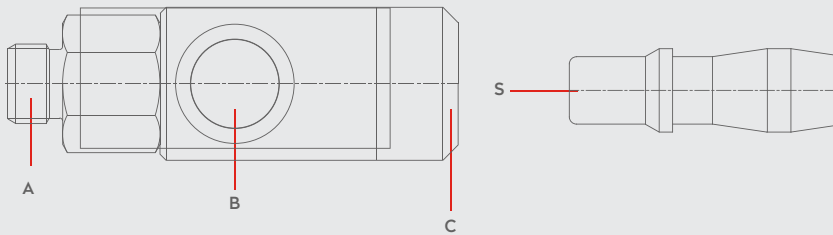
PNEUMATIC COUPLINGS  
PNEUMATISCHE KUPPLUNGEN



# SERIE 019S.06




### Materials




### Material Code

- A = Brass Nickel Plated
- B = Steel Zinc Plated
- C = Aluminium
- S = Steel Nickel Plated

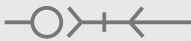


0 - 12 bar  
(0-174 PSI)



-20° to + 100°C (NBR)  
-4° to + 212°F

Shut Off Type




OM 178 - 00765  
OM 178 - 00410  
OM 200 - 00800

**2 - STAGE**  
**ISO 4414**

**DN 5.5 mm**

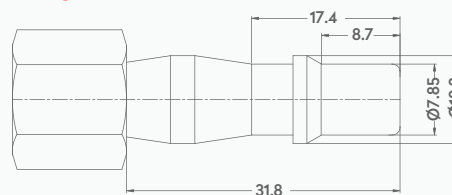
### Options

**SWING**  
P Serie

**SWIVEL** NEW

**AISI303** NEW  
Stainless Steel

### Plug Profile Serie 019S.06



### Compatible with

- PCL 60
- PARKER - RECTUS 19



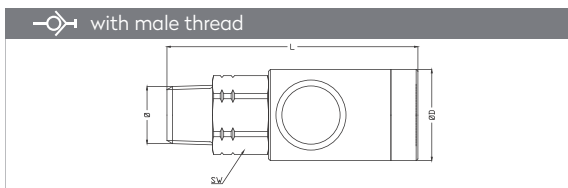
ISO 4414

British Profile

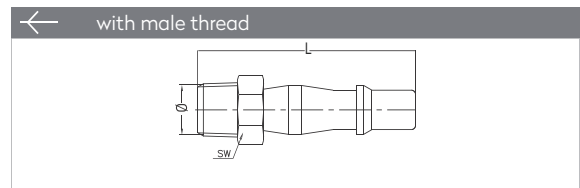
# SERIE 019S.06

## QUICK COUPLINGS SCHNELLKUPPLUNGEN

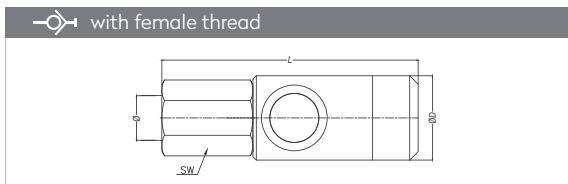
## PLUGS STECKNIPPEL



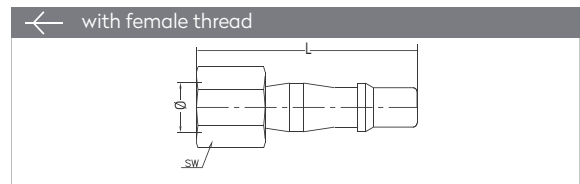
Connection	Part No.	SW	L	ØD
BSPT 1/4"	019S.06 RG 13	20	71	26
BSPT 3/8"	019S.06 RG 17	20	72	26
BSPT 1/2"	019S.06 RG 21	25	76	26



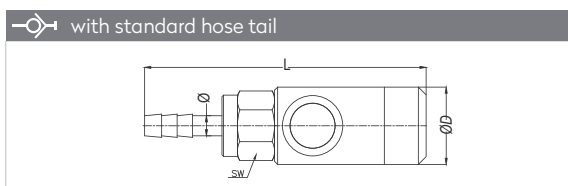
Connection	Part No.	SW	L
BSPT 1/4"	019 RU 13	14	48,5
BSPT 3/8"	019 RU 17	17	48,5
BSPT 1/2"	019 RU 21	22	53,5



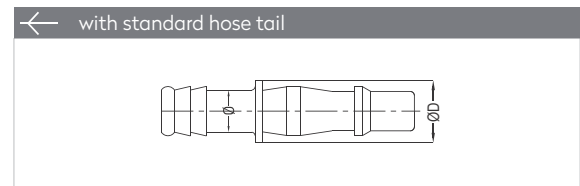
Connection	Part No.	SW	L	ØD
BSP 1/4"	019S.06 DG 13	20	67,5	26
BSP 3/8"	019S.06 DG 17	20	72	26
BSP 1/2"	019S.06 DG 21	25	74	26



Connection	Part No.	SW	L
BSP 1/8"	019 DU 10	14	45
BSP 1/4"	019 DU 13	17	47
BSP 3/8"	019 DU 17	19	47
BSP 1/2"	019 DU 21	24	48



Connection	Part No.	SW	L	ØD
Ø 6 - 1/4"	019S.06 HG 06	20	83,3	26
Ø 8 - 5/16"	019S.06 HG 08	20	83,3	26
Ø 10 - 3/8"	019S.06 HG 10	20	83,3	26



Connection	Part No.	L	ØD
6 mm - 1/4"	019 HU 06	58	11
8 mm - 5/16"	019 HU 08	58	11
10 mm - 3/8"	019 HU 10	58	12
13 mm - 1/2"	019 HU 13	58	15



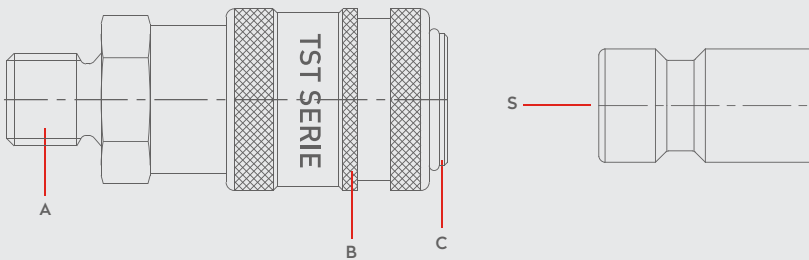
PNEUMATIC COUPLINGS  
PNEUMATISCHE KUPPLUNGEN

SERIE 020

DN 2.7




Materials




Material Code

- A = Brass Nickel Plated
- B = Brass Nickel Plated
- C = Brass Nickel Plated
- S = Brass Nickel Plated



0 - 35 bar  
(0-508 PSI)



-20° to + 100°C (NBR)  
-4° to + 212°F

Shut Off Type



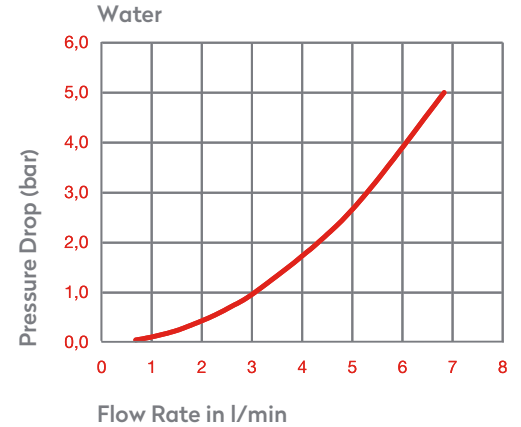
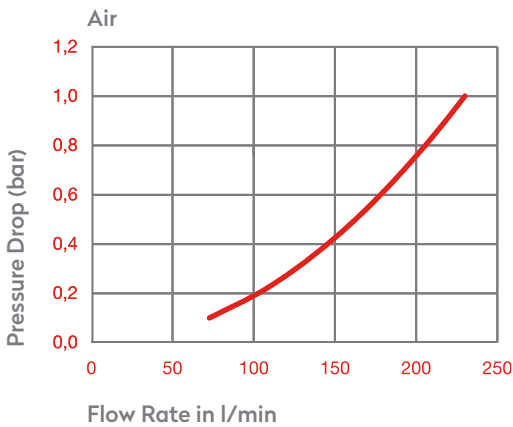

OM 100 - 00300  
OM 100 - 00500

FLOW

165 lt/min

DN

2.7 mm



Options

FPM

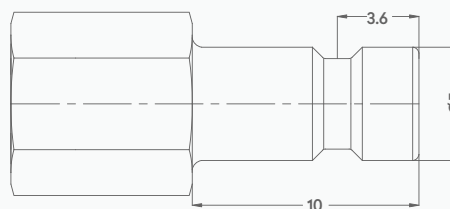


020B

AISI303  
Stainless Steel

AISI316  
Stainless Steel

Plug Profile Serie 020



Compatible with

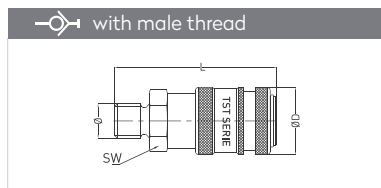
TST	059
PARKER - RECTUS	20, 91
WALTHER	06 - 003
HASCO	Z80 - 5



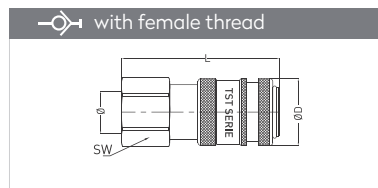
Euro Profile - DN2.7

Micro Serie

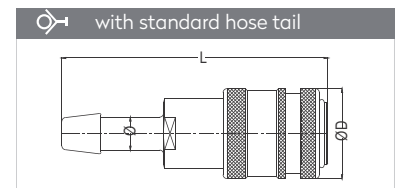
## QUICK COUPLINGS SCHNELLKUPPLUNGEN



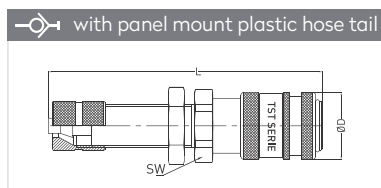
Connection	Part No.	SW	L	ØD
M 5	020 EGM 05	9	26	11,5
M 6	020 EGM 06	9	27	11,5
BSP 1/8"	020 EG 10	11	27,5	11,5



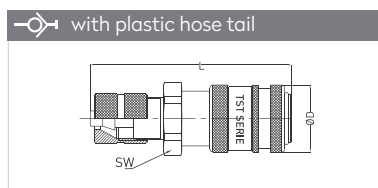
Connection	Part No.	SW	L	ØD
M 5	020 DGM 05	9	26	11,5
BSP 1/8"	020 DG 10	12	28	11,5



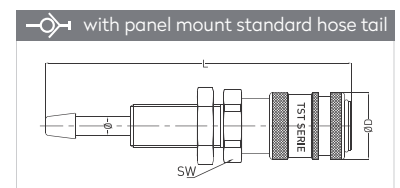
Connection	Part No.	L	ØD
3 mm - 1/8"	020 HG 03	34	11,5
4 mm - 1/6"	020 HG 04	34	11,5
5 mm - 1/5"	020 HG 05	34	11,5



Connection	Part No.	SW	L	ØD
3 x 4 mm - M 7x0,5	020 SG 04	10	44,5	11,5
3 x 5 mm - M 7x0,5	020 SG 05	10	44,5	11,5
4 x 6 mm - M 8x0,5	020 SG 06	10	44,5	11,5

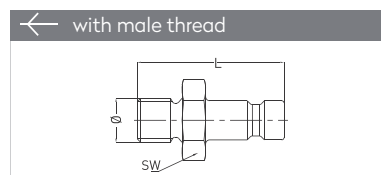


Connection	Part No.	SW	L	ØD
3 x 4 mm - M 7x0,5	020 PG 04	10	32,5	11,5
3 x 5 mm - M 7x0,5	020 PG 05	10	32,5	11,5
4 x 6 mm - M 8x0,5	020 PG 06	10	32,5	11,5

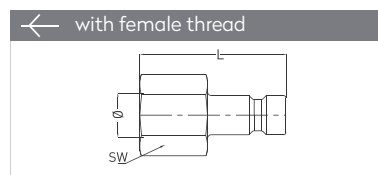


Connection	Part No.	SW	L	ØD
4 mm - M 7 x 0,5	020 MG 04	12	50,5	11,5
5 mm - M 10 x 1	020 MG 05	12	50,5	11,5
6 mm - M 10 x 1	020 MG 06	12	50,5	11,5

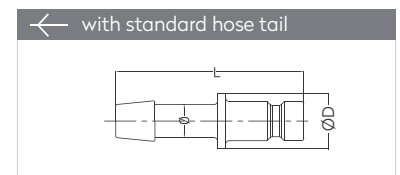
## PLUGS STECKNIPPEL



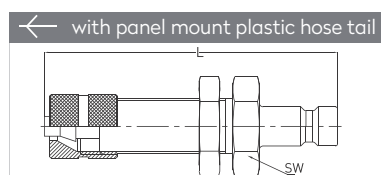
Connection	Part No.	SW	L
M 5	020 EUM 05	7	18
M 6	020 EUM 06	11	20
BSP 1/8"	020 EU 10	11	20



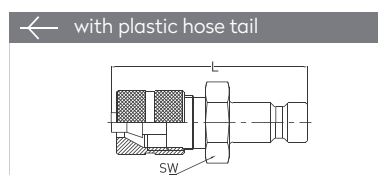
Connection	Part No.	SW	L
M 5	020 DUM 05	7	19
BSP 1/8"	020 DU 10	12	21



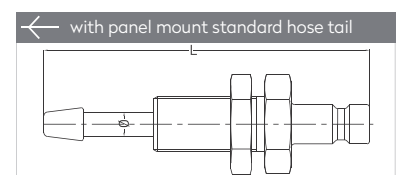
Connection	Part No.	L	ØD
3 mm - 1/8"	020 HU 03	24	7
4 mm - 1/6"	020 HU 04	24	7
5 mm - 1/5"	020 HU 05	24	7
6 mm - 1/4"	020 HU 06	24	8



Connection	Part No.	SW	L
2,5 x 4 mm - M 7x0,5	020 SU 03	11	38
3 x 4 mm - M 7x0,5	020 SU 04	11	38
3 x 5 mm - M 7x0,5	020 SU 05	11	38
4 x 6 mm - M 8x0,5	020 SU 06	12	38



Connection	Part No.	SW	L
2,5 x 4 mm - M 7x0,5	020 PU 03	9	25
3 x 4 mm - M 7x0,5	020 PU 04	9	25
3 x 5 mm - M 7x0,5	020 PU 05	9	25
4 x 6 mm - M 8x0,5	020 PU 06	9	25



Connection	Part No.	SW	L
3 mm - M 7x0,5	020 MU 03	11	44
4 mm - M 7x0,5	020 MU 04	11	44
6 mm - M 10x1	020 MU 06	11	44

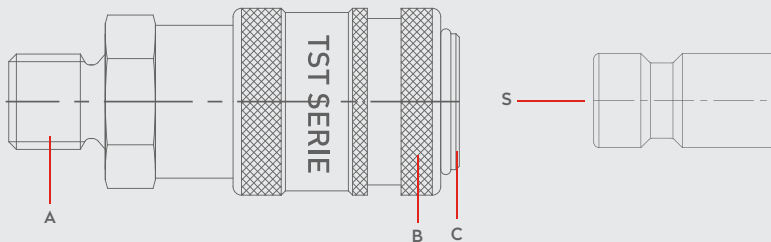


PNEUMATIC COUPLINGS  
PNEUMATISCHE KUPPLUNGEN

SERIE 020B



**Materials**



**Material Code**

- A = Brass Nickel Plated
- B = Brass Nickel Plated
- C = Brass Nickel Plated
- S = Brass Nickel Plated

0 - 35 bar  
(0-508 PSI)

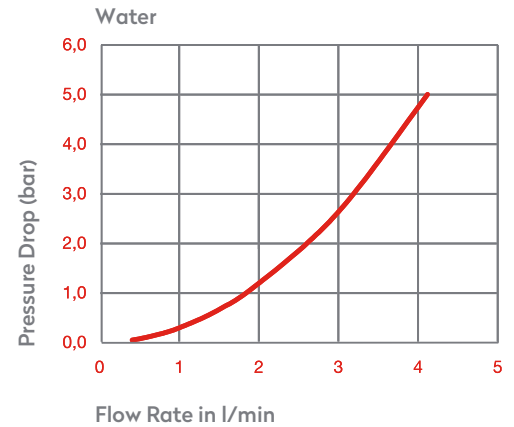
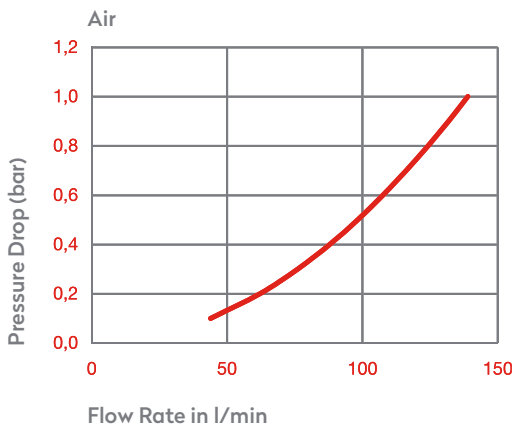
-20° to + 100°C (NBR)  
-4° to + 212°F

**Shut Off Type**

OM 100 - 00300  
OM 100 - 00500

**FLOW** 130 lt/min

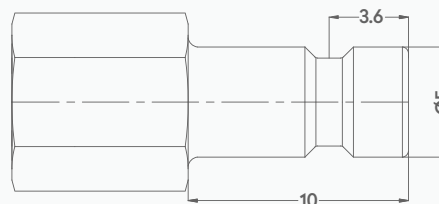
**DN 2.7 mm**



**Options**

- FPM
- AISI303  
Stainless Steel
- AISI316  
Stainless Steel

**Plug Profile Serie 020B**

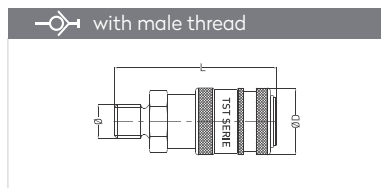


**Compatible with**

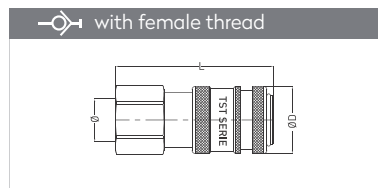
- PARKER - RECTUS 20KB
- WALTHER 06-003



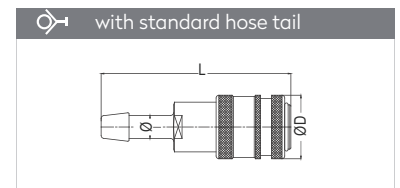
## QUICK COUPLINGS SCHNELLKUPPLUNGEN



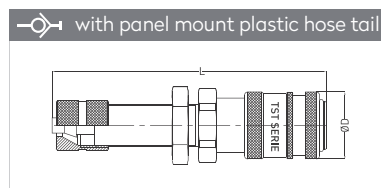
Connection	Part No.	SW	L	ØD
M 5	020 EGBM 05	9	26	11,5
BSP 1/8"	020 EGB 10	11	27,5	11,5



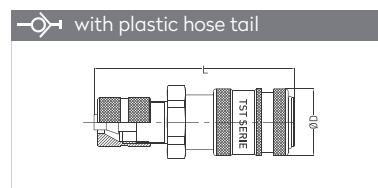
Connection	Part No.	SW	L	ØD
M 5	020 DGBM 05	9	26	11,5
BSP 1/8"	020 DGB 10	12	28	11,5



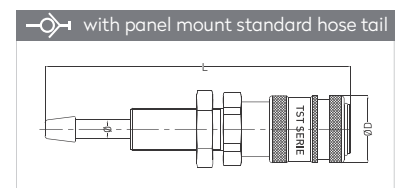
Connection	Part No.	L	ØD
3 mm - 1/8"	020 HGB 03	34	11,5
4 mm - 1/6"	020 HGB 04	34	11,5
5 mm - 1/5"	020 HGB 05	34	11,5



Connection	Part No.	SW	L	ØD
3 x 4 mm - M 7x0,5	020 SGB 04	10	44,5	11,5
3 x 5 mm - M 7x0,5	020 SGB 05	10	44,5	11,5
4 x 6 mm - M 8x0,5	020 SGB 06	10	44,5	11,5

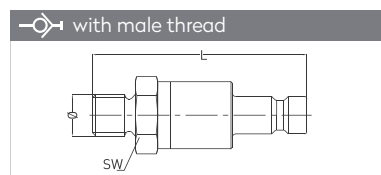


Connection	Part No.	SW	L	ØD
3 x 4 mm - M 7x0,5	020 PGB 04	10	32,5	11,5
3 x 5 mm - M 7x0,5	020 PGB 05	10	32,5	11,5
4 x 6 mm - M 8x0,5	020 PGB 06	10	32,5	11,5

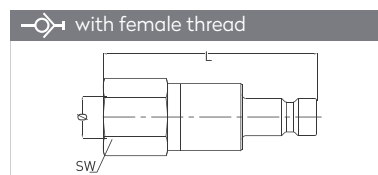


Connection	Part No.	SW	L	ØD
3 mm - M 7 x 0,5	020 MGB 03	12	50,5	11,5
4 mm - M 10 x 1	020 MGB 04	12	50,5	11,5
6 mm - M 10 x 1	020 MGB 06	12	50,5	11,5

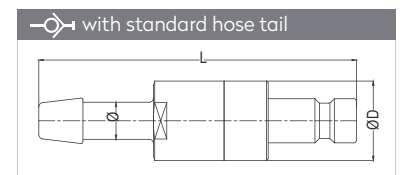
## PLUGS STECKNIPPEL



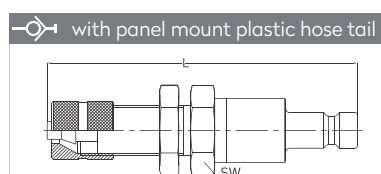
Connection	Part No.	SW	L
M 5	020 EUBM 05	9	28
BSP 1/8"	020 EUB 10	11	29,5



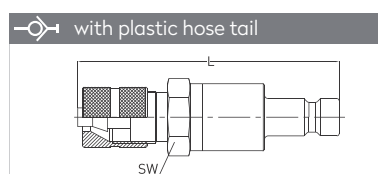
Connection	Part No.	SW	L
M 5	020 DUBM 05	9	28
BSP 1/8"	020 DUB 10	12	30



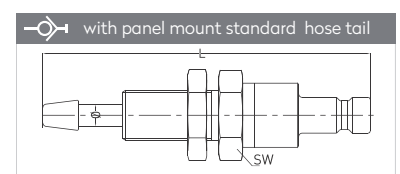
Connection	Part No.	L	ØD
3 mm - 1/8"	020 HUB 03	36	9
4 mm - 1/6"	020 HUB 04	36	9
5 mm - 1/5"	020 HUB 05	36	9



Connection	Part No.	SW	L
3 x 4 mm - M 7x0,5	020 SUB 04	10	46,5
3 x 5 mm - M 7x0,5	020 SUB 05	10	46,5
4 x 6 mm - M 8x0,5	020 SUB 06	10	46,5



Connection	Part No.	SW	L
3 x 4 mm - M 7x0,5	020 PUB 04	10	34,5
3 x 5 mm - M 8x0,5	020 PUB 05	10	34,5
4 x 6 mm - M 8x0,5	020 PUB 06	10	34,5



Connection	Part No.	SW	L
3 mm - M 7x0,5	020 MUB 03	12	52,5
4 mm - M 7x0,5	020 MUB 04	12	52,5
6 mm - M 10x1	020 MUB 06	12	52,5



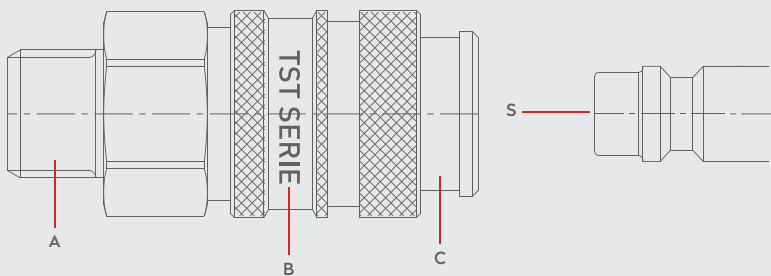
PNEUMATIC COUPLINGS  
PNEUMATISCHE KUPPLUNGEN

SERIE 021

DN5



Materials



Material Code

- A = Brass
- B = Brass
- C = Brass
- S = Brass

0 - 35 bar  
(0-508 PSI)

-20° to + 100°C (NBR)  
-4° to + 212°F

Shut Off Type

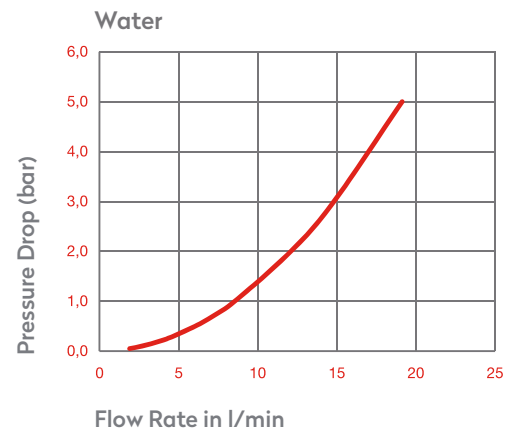
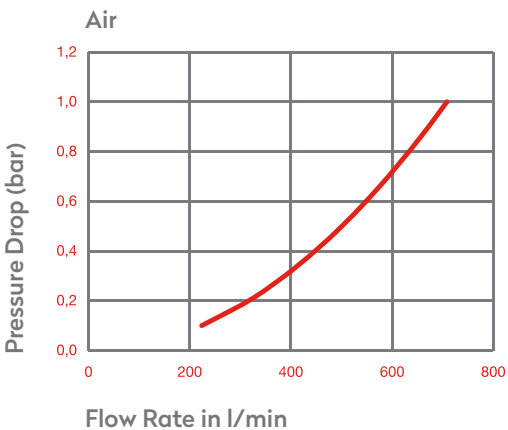
OM 178 - 00765  
OM 200 - 00450

FLOW

560 lt/min

DN

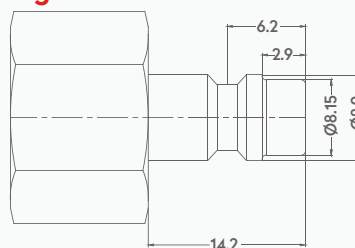
5 mm



Options

FPM	FF 021L	AISI303 Stainless Steel	AISI316 Stainless Steel
NICKEL	021B	021K	2 STAGE 021E

Plug Profile Serie 021



Compatible with

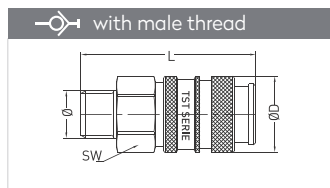
- PARKER - RECTUS 21, 90
- CAMOZZI MINI SERIE
- LEGRIS 9200



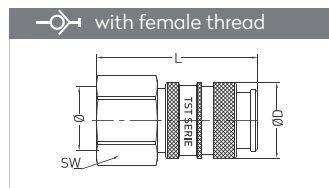
Euro Profile - DN5

Mini Serie

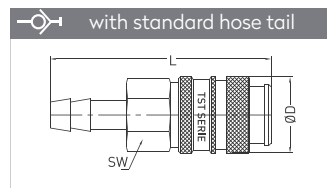
## QUICK COUPLINGS SCHNELLKUPPLUNGEN



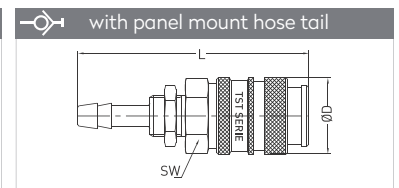
Connection	Part No.	SW	L	ØD
BSP 1/8"	021 EG 10	14	37	16,3
BSP 1/4"	021 EG 13	17	39	16,3
BSP 3/8"	021 EG 17	19	39	16,3
M 12 x 1,5	021 EGM 12	17	40	16,3
M 14 x 1,5	021 EGM 14	17	40	16,3



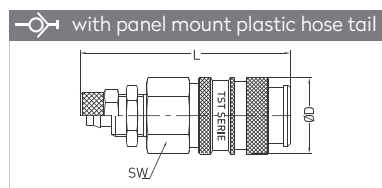
Connection	Part No.	SW	L	ØD
BSP 1/8"	021 DG 10	14	36,5	16,3
BSP 1/4"	021 DG 13	17	38,5	16,3
BSP 3/8"	021 DG 17	19	38,5	16,3
M 12 x 1,5	021 DGM 12	17	39,5	16,3
M 14 x 1,5	021 DGM 14	17	39,5	16,3



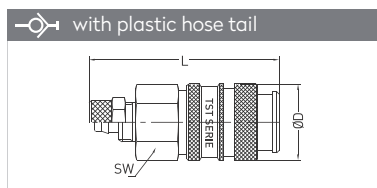
Connection	Part No.	SW	L	ØD
4 mm - 1/6"	021 HG 04	14	47	16,3
6 mm - 1/4"	021 HG 06	14	47	16,3
8 mm - 5/16"	021 HG 08	14	47	16,3
9 mm - 5/14"	021 HG 09	14	47	16,3
10 mm - 3/8"	021 HG 10	14	47	16,3



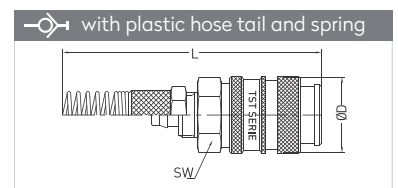
Connection	Part No.	SW	L	ØD
4 mm - M 10x1	021 MG 04	14	61	16,3
5 mm - M 12x1	021 MG 05	17	61	16,3
6 mm - M 12x1	021 MG 06	17	61	16,3
8 mm - M 12x1	021 MG 08	17	61	16,3
10 mm - M 14x1	021 MG 10	17	61	16,3



Connection	Part No.	SW	L	ØD
4 x 6 mm - M 10x1	021 SG 04	14	55	16,3
6 x 8 mm - M 12x1	021 SG 06	17	55	16,3

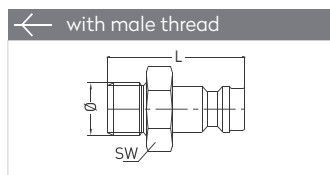


Connection	Part No.	SW	L	ØD
4 x 6 mm - M 10x1	021 PG 04	14	43	16,3
6 x 8 mm - M 12x1	021 PG 06	14	43	16,3

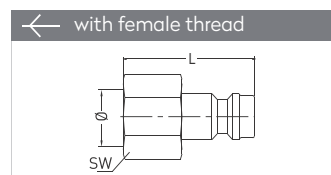


Connection	Part No.	SW	L	ØD
4 x 6 mm - M 10x1	021 YG 04	14	119,5	16,3
6 x 8 mm - M 12x1	021 YG 06	14	124,5	16,3

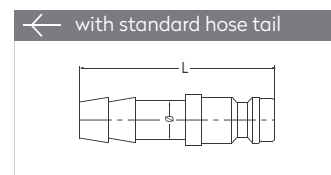
## PLUGS STECKNIPPEL



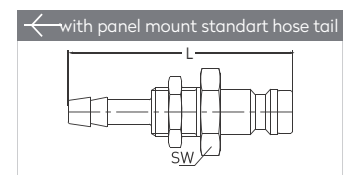
Connection	Part No.	SW	L
BSP 1/8"	021 EU 10	12	25
BSP 1/4"	021 EU 13	15	27,5
BSP 3/8"	021 EU 17	17	28
M 10 x 1	021 EUM 10	12	26
M 12 x 1,5	021 EUM 12	14	27,5
M 14 x 1,5	021 EUM 14	17	28



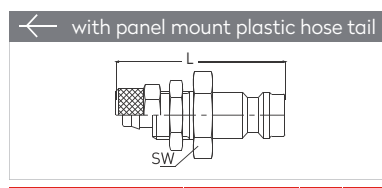
Connection	Part No.	SW	L
BSP 1/8"	021 DU 10	14	25
BSP 1/4"	021 DU 13	17	27
BSP 3/8"	021 DU 17	19	27
M 10 x 1,5	021 DUM 10	14	26
M 12 x 1,5	021 DUM 12	14	27
M 14 x 1,5	021 DUM 14	17	27



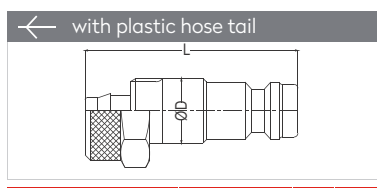
Connection	Part No.	L	ØD
4 mm - 1/6"	021 HU 04	32	8,9
5 mm - 1/5"	021 HU 05	32	8,9
6 mm - 1/4"	021 HU 06	32	8,9
8 mm - 5/16"	021 HU 08	32	9
9 mm - 5/14"	021 HU 09	32	10
10 mm - 3/8"	021 HU 10	32	11



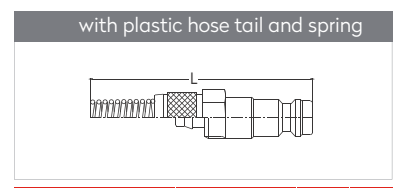
Connection	Part No.	SW	L
4 mm - M 10x1	021 MU 04	14	50
5 mm - M 10x1	021 MU 05	14	50
6 mm - M 12x1	021 MU 06	14	50
8 mm - M 12x1	021 MU 08	14	50
9 mm - M 12x1	021 MU 09	14	50
10 mm - M 14x1	021 MU 10	17	50



Connection	Part No.	SW	L
4 x 6 mm - M 10x1	021 SU 04	14	44
6 x 8 mm - M 12x1	021 SU 06	17	44



Connection	Part No.	L	ØD
4 x 6 mm - M 10x1	021 PU 04	33	10
6 x 8 mm - M 12x1	021 PU 06	32	12



Connection	Part No.	L	ØD
4 x 6 mm - M 10x1	021 YU 04	110,5	10
6 x 8 mm - M 12x1	021 YU 06	113,5	12





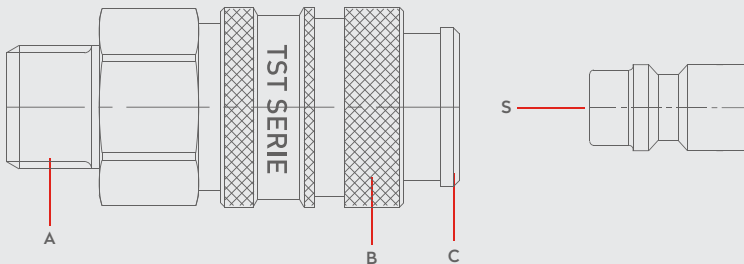
PNEUMATIC COUPLINGS  
PNEUMATISCHE KUPPLUNGEN

SERIE 021B

DN5



Materials



Material Code

- A = Brass
- B = Brass
- C = Brass
- S = Brass

0 - 35 bar  
(0-508 PSI)

-20° to + 100°C (NBR)  
-4° to + 212°F

Shut Off Type

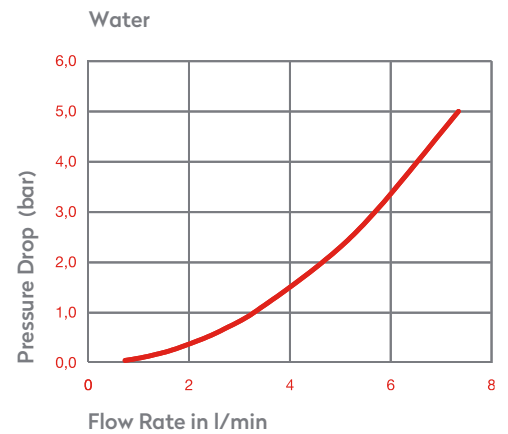
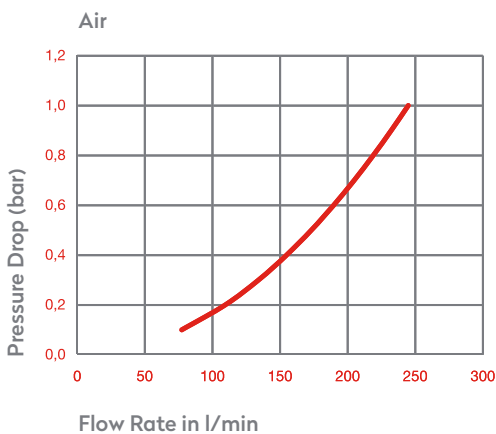
OM 178 - 00765  
OM 200 - 00450

FLOW

310 lt/min

DN

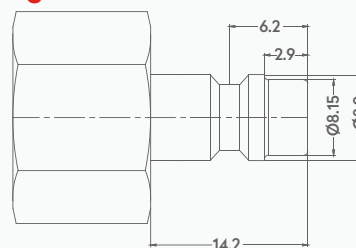
5 mm



Options

FPM	EPDM	AISI303 Stainless Steel	AISI316 Stainless Steel
NICKEL		2 STAGE	
	021KB	021D	

Plug Profile Serie 021B

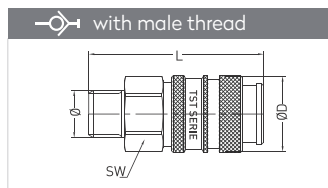


Compatible with

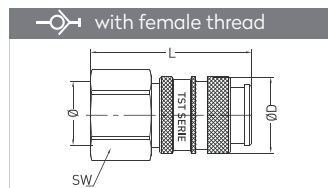
- PARKER - RECTUS 21KB, 90
- CAMOZZI
- LEGRIS



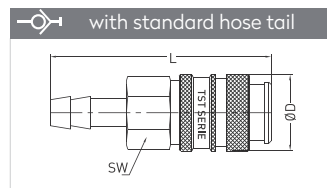
## QUICK COUPLINGS SCHNELLKUPPLUNGEN



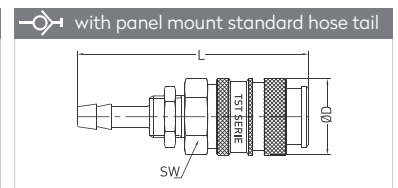
Connection	Part No.	SW	L	ØD
BSP 1/8"	021 EGB 10	14	37	16,3
BSP 1/4"	021 EGB 13	17	39	16,3
BSP 3/8"	021 EGB 17	19	39	16,3
M 10 x 1	021 EGBM 10	14	39	16,3
M 12 x 1,5	021 EGBM 12	17	40	16,3
M 14 x 1,5	021 EGBM 14	17	40	16,3



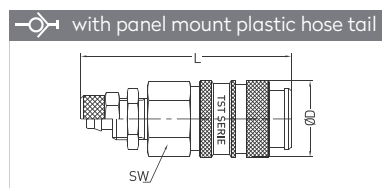
Connection	Part No.	SW	L	ØD
BSP 1/8"	021 DGB 10	14	36,5	16,3
BSP 1/4"	021 DGB 13	17	38,5	16,3
BSP 3/8"	021 DGB 17	19	38,5	16,3
M 12 x 1,5	021 DGBM 12	17	39,5	16,3
M 14 x 1,5	021 DGBM 14	17	39,5	16,3



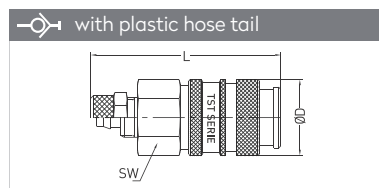
Connection	Part No.	SW	L	ØD
4 mm - 1/6"	021 HGB 04	14	47	16,3
6 mm - 1/4"	021 HGB 06	14	47	16,3
8 mm - 5/16"	021 HGB 08	14	47	16,3
9 mm - 5/14"	021 HGB 09	14	47	16,3
10 mm - 3/8"	021 HGB 10	14	47	16,3



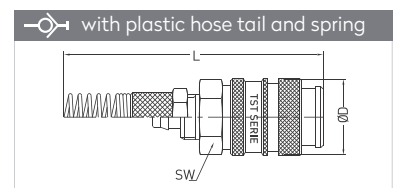
Connection	Part No.	SW	L	ØD
4 mm - M 10x1	021 MGB 04	14	61	16,3
5 mm - M 12x1	021 MGB 05	17	61	16,3
6 mm - M 12x1	021 MGB 06	17	61	16,3
8 mm - M 12x1	021 MGB 08	17	61	16,3



Connection	Part No.	SW	L	ØD
4 x 6 mm - M 10x1	021 SGB 04	14	55	16,3
6 x 8 mm - M 12x1	021 SGB 06	17	55	16,3

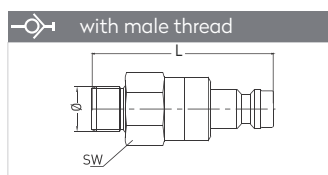


Connection	Part No.	SW	L	ØD
4 x 6 mm - M 10x1	021 PGB 04	14	43	16,3
6 x 8 mm - M 12x1	021 PGB 06	14	43	16,3

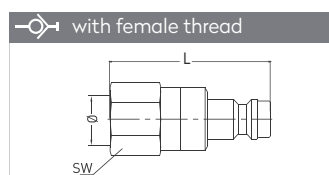


Connection	Part No.	SW	L	ØD
4 x 6 mm - M 10x1	021 YGB 04	14	119,5	16,3
6 x 8 mm - M 12x1	021 YGB 06	14	124,5	16,3

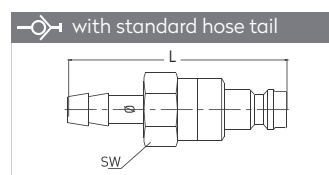
## PLUGS STECKNIPPEL



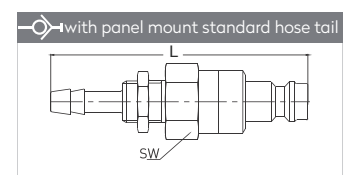
Connection	Part No.	SW	L
BSP 1/8"	021 EUB 10	14	41
BSP 1/4"	021 EUB 13	17	43
BSP 3/8"	021 EUB 17	19	43
M 10 x 1	021 EUBM 10	14	43
M 12 x 1,5	021 EUBM 12	17	44
M 14 x 1,5	021 EUBM 14	17	44



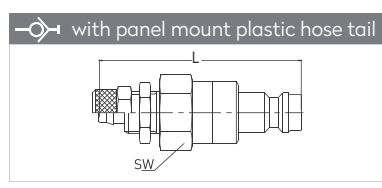
Connection	Part No.	SW	L
BSP 1/8"	021 DUB 10	14	40,5
BSP 1/4"	021 DUB 13	17	42,5
BSP 3/8"	021 DUB 17	19	42,5
M 10 x 1	021 DUBM 10	14	42,5
M 12 x 1,5	021 DUBM 12	17	43,5
M 14 x 1,5	021 DUBM 14	17	43,5



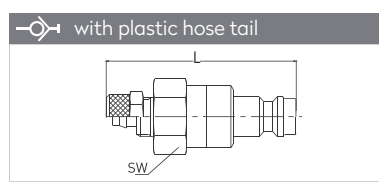
Connection	Part No.	SW	L
4 mm - 1/6"	021 HUB 04	14	51
5 mm - 1/5"	021 HUB 05	14	51
6 mm - 1/4"	021 HUB 06	14	51
8 mm - 5/16"	021 HUB 08	14	51
9 mm - 5/14"	021 HUB 09	14	51
10 mm - 3/8"	021 HUB 10	14	51



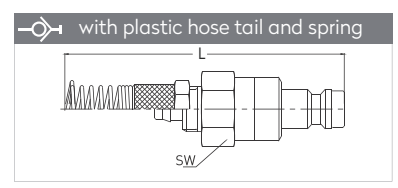
Connection	Part No.	SW	L
4 mm - M 10x1	021 MUB 04	14	65
5 mm - M 10x1	021 MUB 05	17	65
6 mm - M 12x1	021 MUB 06	17	65
8 mm - M 12x1	021 MUB 08	17	65
9 mm - M 12x1	021 MUB 09	17	65
10 mm - M 14x1	021 MUB 10	17	65



Connection	Part No.	SW	L
4 x 6 mm - M 10x1	021 SUB 04	14	59
6 x 8 mm - M 12x1	021 SUB 06	17	59



Connection	Part No.	SW	L
4 x 6 mm - M 10x1	021 PUB 04	14	47
6 x 8 mm - M 12x1	021 PUB 06	14	47



Connection	Part No.	SW	L
4 x 6 mm - M 10x1	021 YUB 04	14	123,5
6 x 8 mm - M 12x1	021 YUB 06	14	128,5



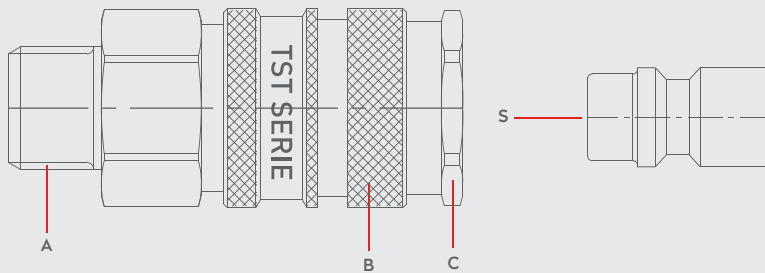
PNEUMATIC COUPLINGS  
PNEUMATISCHE KUPPLUNGEN

SERIE 021L

DN5



Materials



Material Code

- A = Brass Nickel Plated
- B = Brass Nickel Plated
- C = Brass Nickel Plated
- S = Brass Nickel Plated

0 - 35 bar  
(0-508 PSI)

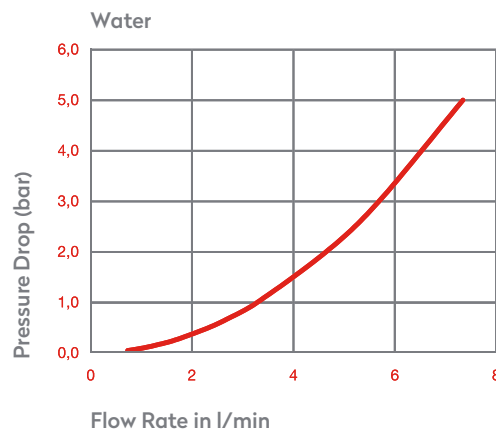
-20° to + 100°C (NBR)  
-4° to + 212°F

Shut Off Type

OM 178 - 00605  
OM 120 - 00130

**DRY BREAK**

**DN 5 mm**



Options

FPM

AISI303  
Stainless Steel

Plug Profile Serie 021L

Compatible with

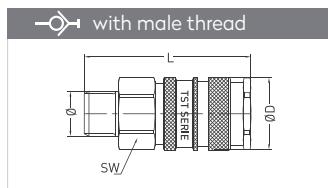
PARKER - RECTUS 21KB



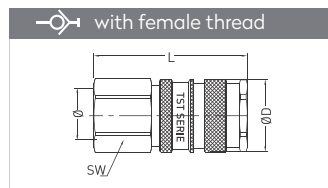
Non Spill

Flat Face

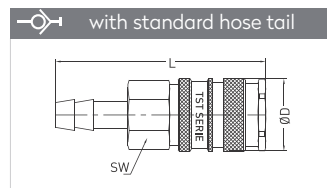
## QUICK COUPLINGS SCHNELLKUPPLUNGEN



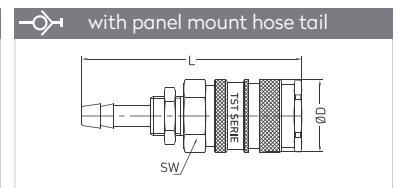
Connection	Part No.	SW	L	ØD
BSP 1/8"	021 EGL 10	14	37,2	16,3
BSP 1/4"	021 EGL 13	17	39,2	16,3
BSP 3/8"	021 EGL 17	19	39,2	16,3
M 10 x 1	021 EGLM 10	14	39,2	16,3
M 12 x 1,5	021 EGLM 12	17	40,2	16,3
M 14 x 1,5	021 EGLM 14	17	40,2	16,3



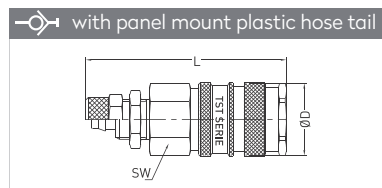
Connection	Part No.	SW	L	ØD
BSP 1/8"	021 DGL 10	14	36,7	16,3
BSP 1/4"	021 DGL 13	17	38,7	16,3
BSP 3/8"	021 DGL 17	19	38,7	16,3
M 12 x 1,5	021 DGLM 12	17	39,7	16,3
M 14 x 1,5	021 DGLM 14	17	39,7	16,3



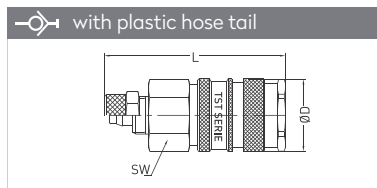
Connection	Part No.	SW	L	ØD
4 mm - 1/6"	021 HGL 04	14	47,2	16,3
6 mm - 1/4"	021 HGL 06	14	47,2	16,3
8 mm - 5/16"	021 HGL 08	14	47,2	16,3
9 mm - 5/14"	021 HGL 09	14	47,2	16,3
10 mm - 3/8"	021 HGL 10	14	47,2	16,3



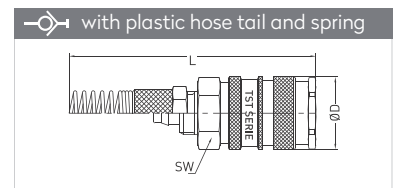
Connection	Part No.	SW	L	ØD
4 mm - M 10x1	021 MGL 04	14	61,2	16,3
5 mm - M 12x1	021 MGL 05	17	61,2	16,3
6 mm - M 12x1	021 MGL 06	17	61,2	16,3



Connection	Part No.	SW	L	ØD
4 x 6 mm - M 10 x 1	021 SGL 04	14	55,2	16,3
6 x 8 mm - M 12 x 1	021 SGL 06	17	55,2	16,3

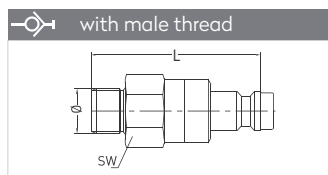


Connection	Part No.	SW	L	ØD
4 x 6 mm - M 10 x 1	021 PGL 04	14	43,2	16,3
6 x 8 mm - M 12 x 1	021 PGL 06	14	43,2	16,3

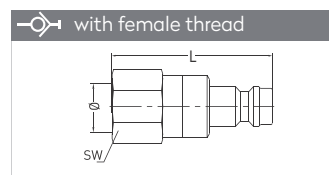


Connection	Part No.	SW	L	ØD
4 x 6 mm - M 10x1	021 YGL 04	14	119,7	16
6 x 8 mm - M 12x1	021 YGL 06	14	124,7	16

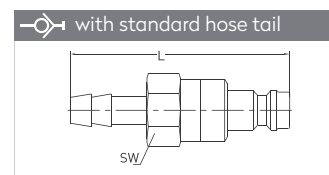
## PLUGS STECKNIPPEL



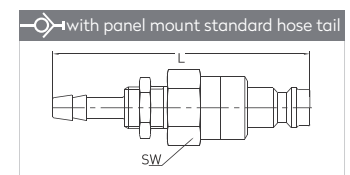
Connection	Part No.	SW	L
BSP 1/8"	021 EUL 10	14	41
BSP 1/4"	021 EUL 13	17	43
BSP 3/8"	021 EUL 17	19	43
M 10 x 1	021 EULM 10	14	43
M 12 x 1,5	021 EULM 12	17	44
M 14 x 1,5	021 EULM 14	17	44



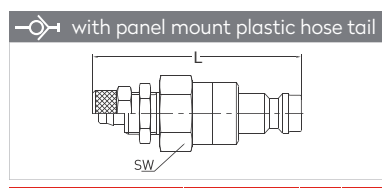
Connection	Part No.	SW	L
BSP 1/8"	021 DUL 10	14	40,5
BSP 1/4"	021 DUL 13	17	42,5
BSP 3/8"	021 DUL 17	19	42,5
M 10 x 1	021 DULM 10	14	42,5
M 12 x 1,5	021 DULM 12	17	43,5
M 14 x 1,5	021 DULM 14	17	43,5



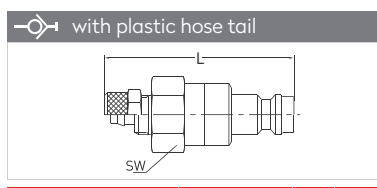
Connection	Part No.	SW	L
4 mm - 1/6"	021 HUL 04	14	51
5 mm - 1/5"	021 HUL 05	14	51
6 mm - 1/4"	021 HUL 06	14	51
8 mm - 5/16"	021 HUL 08	14	51
9 mm - 5/14"	021 HUL 09	14	51
10 mm - 3/8"	021 HUL 10	14	51



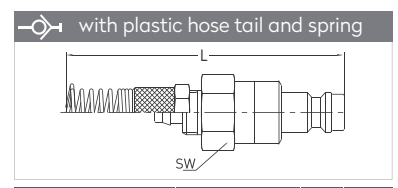
Connection	Part No.	SW	L
4 mm - M 10x1	021 MUL 04	14	65
5 mm - M 10x1	021 MUL 05	17	65
6 mm - M 12x1	021 MUL 06	17	65
8 mm - M 12x1	021 MUL 08	17	65
9 mm - M 12x1	021 MUL 09	17	65
10 mm - M 14x1	021 MUL 10	17	65



Connection	Part No.	SW	L
4 x 6 mm - M 10x1	021 SUL 04	14	59
6 x 8 mm - M 12x1	021 SUL 06	17	59



Connection	Part No.	SW	L
4 x 6 mm - M 10x1	021 PUL 04	14	47
6 x 8 mm - M 12x1	021 PUL 06	14	47



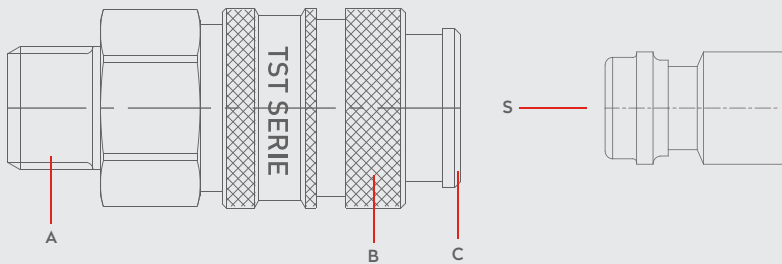
Connection	Part No.	SW	L
4 x 6 mm - M 10x1	021 YUL 04	14	123,5
6 x 8 mm - M 12x1	021 YUL 06	14	128,5



# SERIE 021E



### Materials



### Material Code

- A = Brass Nickel Plated
- B = Brass Nickel Plated
- C = Brass Nickel Plated
- S = Brass Nickel Plated

0 - 35 bar  
(0-508 PSI)

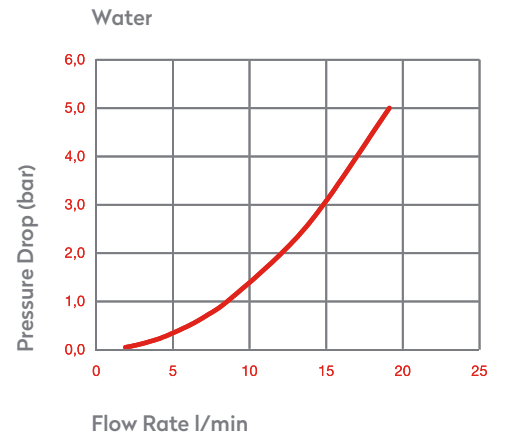
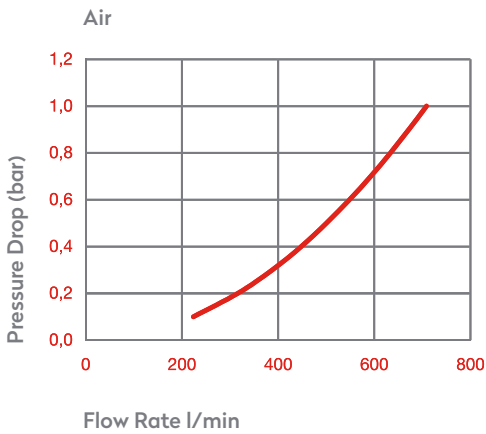
-20° to + 100°C (NBR)  
-4° to + 212°F

Shut Off Type

OM 178 - 00765  
OM 200 - 00450

**SAFETY LOCK**

**DN 5 mm**

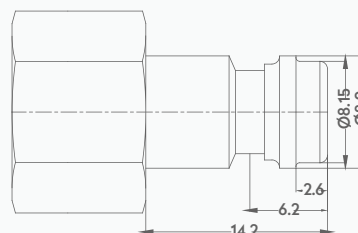


### Options

FPM

AISI316  
Stainless Steel

### Plug Profile Serie 021E

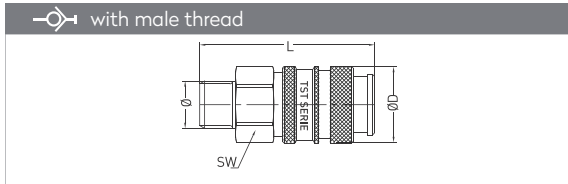


### Compatible with

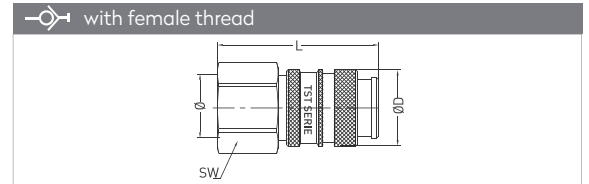
PARKER - RECTUS 21KS



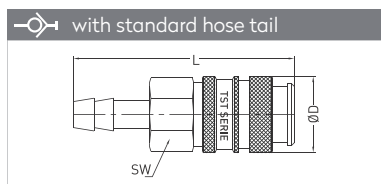
## QUICK COUPLINGS SCHNELLKUPPLUNGEN



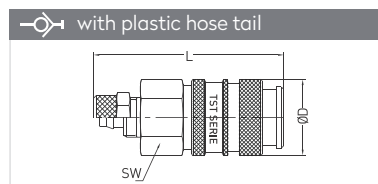
Connection	Part No.	SW	L	ØD
BSP 1/8"	021 EGE 10	14	37	16
BSP 1/4"	021 EGE 13	17	39	16
BSP 3/8"	021 EGE 17	19	39	16
M 10 x 1	021 EGEM 10	14	39	16
M 12 x 1,5	021 EGEM 12	17	40	16
M 14 x 1,5	021 EGEM 14	17	40	16



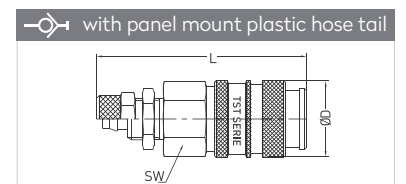
Connection	Part No.	SW	L	ØD
BSP 1/8"	021 DGE 10	14	36,5	16
BSP 1/4"	021 DGE 13	17	38,5	16
BSP 3/8"	021 DGE 17	19	38,5	16
M 12 x 1,5	021 DGEM 12	17	39,5	16
M 14 x 1,5	021 DGEM 14	17	39,5	16



Connection	Part No.	SW	L	ØD
4 mm - 1/6"	021 HGE 04	14	47	16
6 mm - 1/4"	021 HGE 06	14	47	16
8 mm - 5/16"	021 HGE 08	14	47	16
9 mm - 5/14"	021 HGE 09	14	47	16
10 mm - 3/8"	021 HGE 10	14	47	16

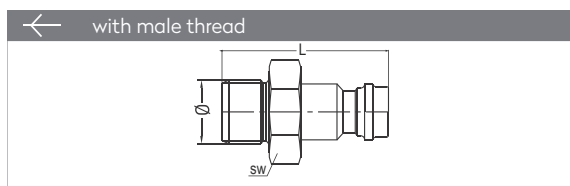


Connection	Part No.	SW	L	ØD
4 x 6 mm - M 10x1	021 PGE 04	14	43	16
6 x 8 mm - M 12x1	021 PGE 06	14	43	16

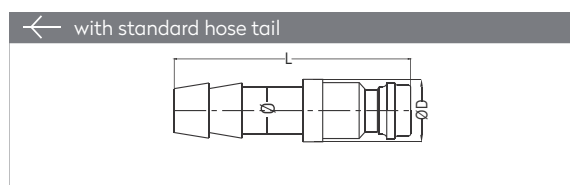


Connection	Part No.	SW	L	ØD
4 x 6 mm - M 10x1	021 SGE 04	14	55	16
6 x 8 mm - M 12x1	021 SGE 06	17	55	16

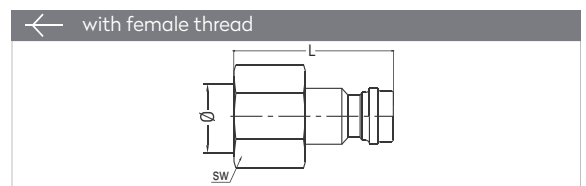
## PLUGS STECKNIPPEL



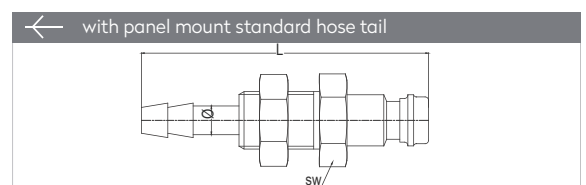
Connection	Part No.	SW	L
BSPT 1/8"	021 EUE 10	14	25
BSPT 1/4"	021 EUE 13	17	28



Connection	Part No.	L	ØD
4 mm - 1/6"	021 HUE 04	33,5	9
5 mm - 1/5"	021 HUE 05	33,5	9
6 mm - 1/4"	021 HUE 06	33,5	9
8 mm - 5/16"	021 HUE 08	33,5	10
9 mm - 5/14"	021 HUE 09	33,5	10
10 mm - 3/8"	021 HUE 10	33,5	11



Connection	Part No.	SW	L
BSP 1/8"	021 DUE 10	14	25
BSP 1/4"	021 DUE 13	17	25



Connection	Part No.	SW	L	ØD
4 mm - M 10x1	021 MUE 04	14	50	-
5 mm - M 10x1	021 MUE 05	14	50	-
6 mm - M 12x1	021 MUE 06	14	50	-
8 mm - M 12x1	021 MUE 08	14	50	-



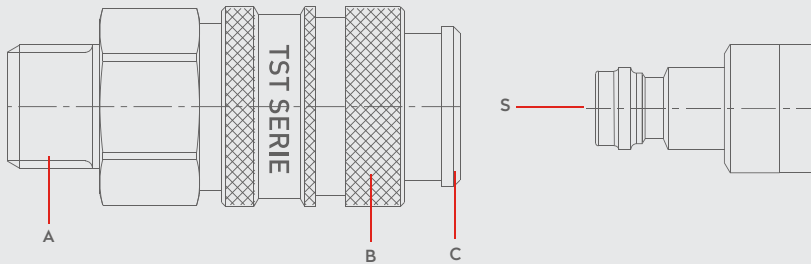
PNEUMATIC COUPLINGS  
PNEUMATISCHE KUPPLUNGEN



SERIE 021D




Materials




Material Code

- A = Brass Nickel Plated
- B = Brass Nickel Plated
- C = Brass Nickel Plated
- S = Brass Nickel Plated




0 - 35 bar  
(0-508 PSI)



-20° to + 100°C (NBR)  
-4° to + 212°F

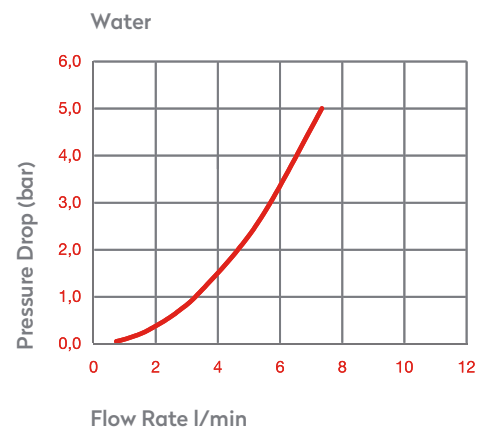
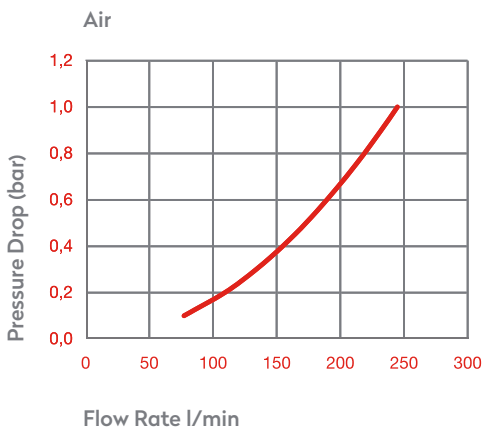
Shut Off Type




OM 178 - 00765  
OM 200 - 00450

**SAFETY LOCK**

**DN 5 mm**

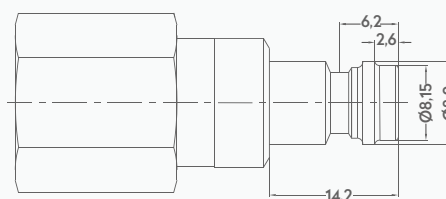


Options

FPM

AISI316  
Stainless Steel

Plug Profile Serie 021D

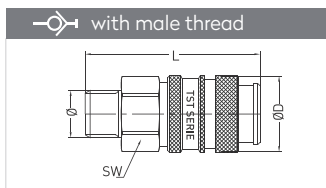


Compatible with

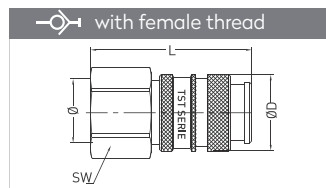
PARKER - RECTUS 21KD



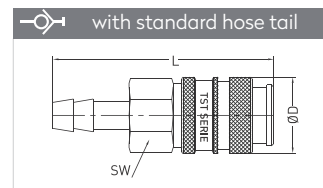
## QUICK COUPLINGS SCHNELLKUPPLUNGEN



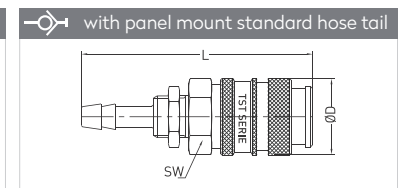
Connection	Part No.	SW	L	ØD
BSP 1/8"	021 EGD 10	14	37	16
BSP 1/4"	021 EGD 13	17	39	16
BSP 3/8"	021 EGD 17	19	39	16
M 10 x 1	021 EGDM 10	14	39	16
M 12 x 1,5	021 EGDM 12	17	40	16
M 14 x 1,5	021 EGDM 14	17	40	16



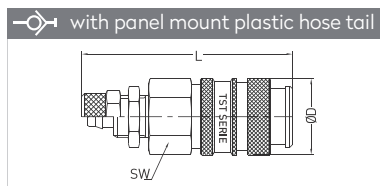
Connection	Part No.	SW	L	ØD
BSP 1/8"	021 DGD 10	14	36,5	16
BSP 1/4"	021 DGD 13	17	38,5	16
BSP 3/8"	021 DGD 17	19	38,5	16
M 12 x 1,5	021 DGDM 12	17	39,5	16
M 14 x 1,5	021 DGDM 14	17	39,5	16



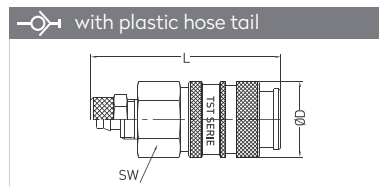
Connection	Part No.	SW	L	ØD
4 mm - 1/6"	021 HGD 04	14	47	16
6 mm - 1/4"	021 HGD 06	14	47	16
8 mm - 5/16"	021 HGD 08	14	47	16
9 mm - 5/14"	021 HGD 09	14	47	16
10 mm - 3/8"	021 HGD 10	14	47	16



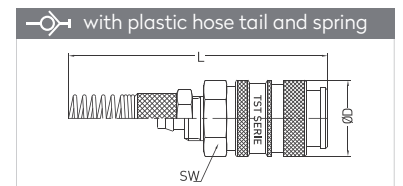
Connection	Part No.	SW	L	ØD
4 mm - M 10x1	021 MGD 04	14	61	16
5 mm - M 12x1	021 MGD 05	17	61	16
6 mm - M 12x1	021 MGD 06	17	61	16
8 mm - M 12x1	021 MGD 08	17	61	16



Connection	Part No.	SW	L	ØD
4 x 6 mm - M 10x1	021 SGD 04	14	55	16
6 x 8 mm - M 12x1	021 SGD 06	17	55	16

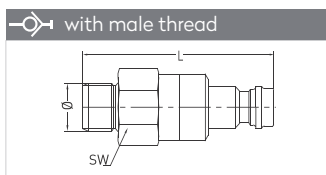


Connection	Part No.	SW	L	ØD
4 x 6 mm - M 10x1	021 PGD 04	14	43	16
6 x 8 mm - M 12x1	021 PGD 06	14	43	16

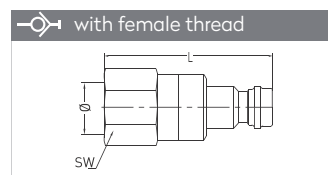


Connection	Part No.	SW	L	ØD
4 x 6 mm - M 10x1	021 YGD 04	14	119,5	16
6 x 8 mm - M 12x1	021 YGD 06	17	124,5	16

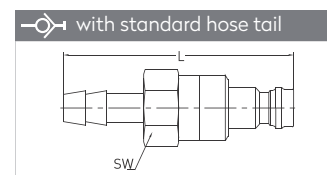
## PLUGS STECKNIPPEL



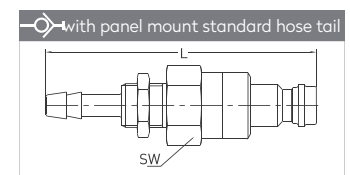
Connection	Part No.	SW	L
BSP 1/8"	021 EUD 10	14	41
BSP 1/4"	021 EUD 13	17	43
BSP 3/8"	021 EUD 17	19	43
M 10 x 1	021 EUDM 10	14	43
M 12 x 1,5	021 EUDM 12	17	44
M 14 x 1,5	021 EUDM 14	17	44



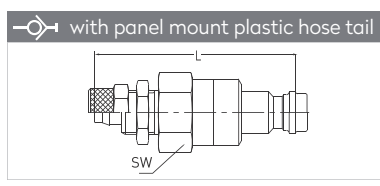
Connection	Part No.	SW	L
BSP 1/8"	021 DUD 10	14	40,5
BSP 1/4"	021 DUD 13	17	42,5
BSP 3/8"	021 DUD 17	19	42,5
M 10 x 1	021 DUDM 10	14	42,5
M 12 x 1,5	021 DUDM 12	17	43,5
M 14 x 1,5	021 DUDM 14	17	43,5



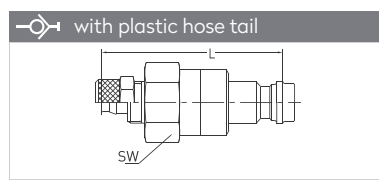
Connection	Part No.	SW	L
4 mm - 1/6"	021 HUD 04	14	51
5 mm - 1/5"	021 HUD 05	14	51
6 mm - 1/4"	021 HUD 06	14	51
8 mm - 5/16"	021 HUD 08	14	51
9 mm - 5/14"	021 HUD 09	14	51
10 mm - 3/8"	021 HUD 10	14	51



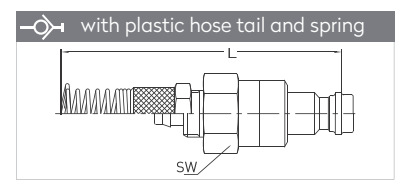
Connection	Part No.	SW	L
4 mm - M 10x1	021 MUD 04	14	65
5 mm - M 10x1	021 MUD 05	17	65
6 mm - M 12x1	021 MUD 06	17	65
8 mm - M 12x1	021 MUD 08	17	65
9 mm - M 12x1	021 MUD 09	17	65
10 mm - M 14x1	021 MUD 10	17	65



Connection	Part No.	SW	L
4 x 6 mm - M 10x1	021 SUD 04	14	59
6 x 8 mm - M 12x1	021 SUD 06	17	59



Connection	Part No.	SW	L
4 x 6 mm - M 10x1	021 PUD 04	14	47
6 x 8 mm - M 12x1	021 PUD 06	14	47



Connection	Part No.	SW	L
4 x 6 mm - M 10x1	021 YUD 04	14	123,5
6 x 8 mm - M 12x1	021 YUD 06	14	128,5






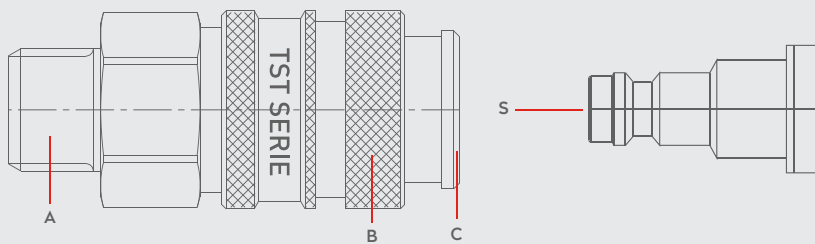
PNEUMATIC COUPLINGS  
PNEUMATISCHE KUPPLUNGEN

SERIE 021K

DN5




Materials




Material Code

- A = Brass Nickel Plated
- B = Brass Nickel Plated
- C = Brass Nickel Plated
- S = Brass Nickel Plated

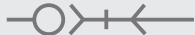


0 - 35 bar  
(0-508 PSI)



-20° to + 100°C (NBR)  
-4° to + 212°F

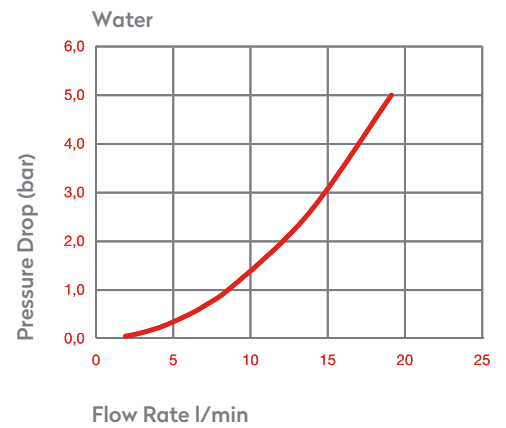
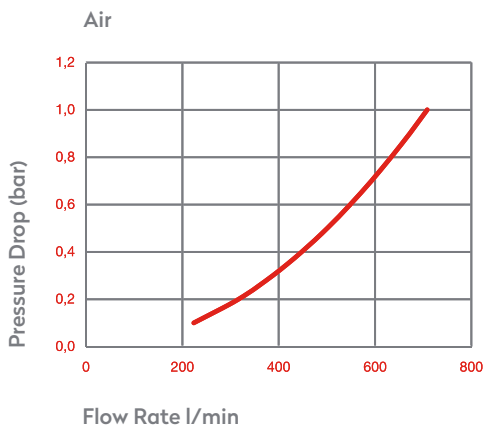
Shut Off Type




OM 178 - 00765  
OM 200 - 00450



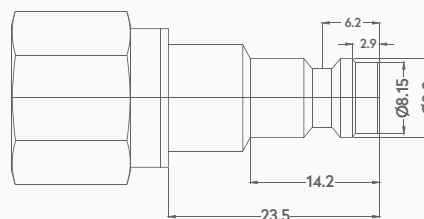
DN 5 mm



Options


- FPM
- EPDM
- AISI303  
Stainless Steel
- AISI316  
Stainless Steel

Plug Profile Serie 021K



Compatible with

PARKER - RECTUS 21KA



# SERIE 021K

## QUICK COUPLINGS SCHNELLKUPPLUNGEN

with male thread

Connection	Green	Brown	Blue	Red	SW	L
BSP 1/8"	021 EG 010	021 EG 310	021 EG 610	021 EG 810	14	46
BSP 1/4"	021 EG 013	021 EG 313	021 EG 613	021 EG 813	17	48

with female thread

Connection	Green	Brown	Blue	Red	SW	L
BSP 1/8"	021 DG 010	021 DG 310	021 DG 610	021 DG 810	14	45,5
BSP 1/4"	021 DG 013	021 DG 313	021 DG 613	021 DG 813	17	47,5

with standard hose tail

Connection	Green	Brown	Blue	Red	SW	L
Ø 4 - 1/6"	021 HG 004	021 HG 304	021 HG 604	021 HG 804	14	56
Ø 6 - 1/4"	021 HG 006	021 HG 306	021 HG 606	021 HG 806	14	56
Ø 8 - 5/16"	021 HG 008	021 HG 308	021 HG 608	021 HG 808	14	56
Ø 9 - 5/14"	021 HG 009	021 HG 309	021 HG 609	021 HG 809	14	56
Ø 10 - 3/8"	021 HG 010	021 HG 310	021 HG 610	021 HG 810	14	56

with plastic hose tail

Connection	Green	Brown	Blue	Red	SW	L
4 x 6 mm - M 10x1	021 PG 004	021 PG 304	021 PG 604	021 PG 804	14	52
6 x 8 mm - M 12x1	021 PG 006	021 PG 306	021 PG 606	021 PG 806	14	52

with panel mount standard hose tail

Connection	Green	Brown	Blue	Red	SW	L
Ø 4 - M 10x1	021 MG 004	021 MG 304	021 MG 604	021 MG 804	14	70
Ø 5 - M 12x1	021 MG 005	021 MG 305	021 MG 605	021 MG 805	17	70
Ø 6 - M 12x1	021 MG 006	021 MG 306	021 MG 606	021 MG 806	17	70
Ø 8 - M 12x1	021 MG 008	021 MG 308	021 MG 608	021 MG 808	17	70

## PLUGS STECKNIPPEL

with male thread

Connection	Green	Brown	Blue	Red	SW	L
BSP 1/8"	021 EU 010	021 EU 310	021 EU 610	021 EU 810	17	39,5
BSP 1/4"	021 EU 013	021 EU 313	021 EU 613	021 EU 813	17	41,5

with female thread

Connection	Green	Brown	Blue	Red	SW	L
BSP 1/8"	021 DU 010	021 DU 310	021 DU 610	021 DU 810	17	38,5
BSP 1/4"	021 DU 013	021 DU 313	021 DU 613	021 DU 813	17	39

with standard hose tail

Connection	Green	Brown	Blue	Red	SW	L
Ø 4 - 1/6"	021 HU 004	021 HU 304	021 HU 604	021 HU 804		50
Ø 6 - 1/4"	021 HU 006	021 HU 306	021 HU 606	021 HU 806		50

with plastic hose tail

Connection	Green	Brown	Blue	Red	SW	L
4 x 6 mm - M 10x1	021 PU 004	021 PU 304	021 PU 604	021 PU 804		43,5
6 x 8 mm - M 12x1	021 PU 006	021 PU 306	021 PU 606	021 PU 806		43,5

with panel mount standard hose tail

Connection	Green	Brown	Blue	Red	SW	L
Ø 4 - M 10x1	021 MU 004	021 MU 304	021 MU 604	021 MU 804	17	63
Ø 5 - M 12x1	021 MU 005	021 MU 305	021 MU 605	021 MU 805	17	63



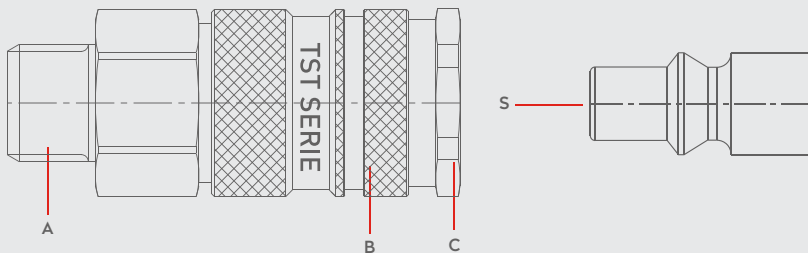
PNEUMATIC COUPLINGS  
PNEUMATISCHE KUPPLUNGEN

SERIE 022

DN 5.5



Materials



Material Code

- A = Brass Nickel Plated
- B = Steel Nickel Plated
- C = Brass Nickel Plated
- S = Steel Zinc Plated

0 - 35 bar  
(0-508 PSI)

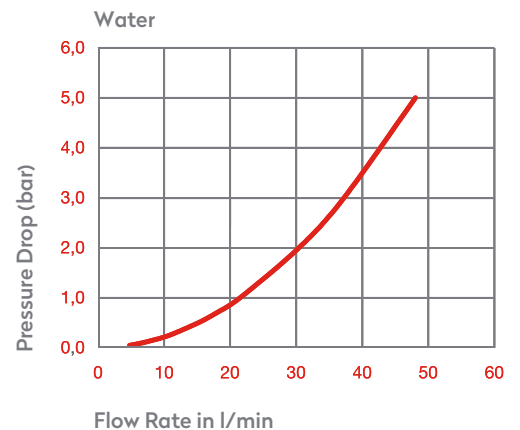
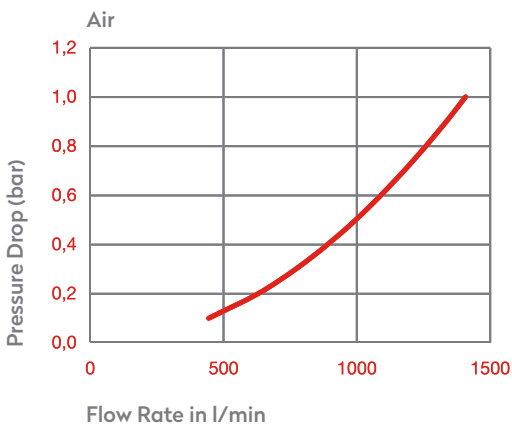
-20° to + 100°C (NBR)  
-4° to + 212°F

Shut Off Type

OM 300 - 00750  
OM 250 - 00500  
OM 100 - 01000

FLOW 800 lt/min

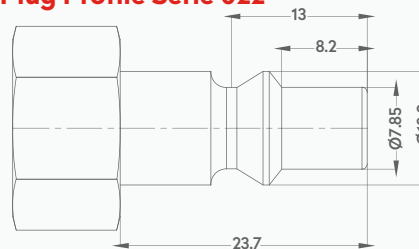
DN 5.5 mm



Options

- AISI316  
Stainless Steel
- SWING  
A1 Serie
- 2 STAGE  
022S
- 2 STAGE  
022S.06

Plug Profile Serie 022



Compatible with

TST	SWING COUPLING A1
TST	014
PARKER - RECTUS	14, 22
PARKER	50
CEJN	300
ORION	44510
JWL	522, 532

## QUICK COUPLINGS SCHNELLKUPPLUNGEN

with male thread

Connection	Part No.	SW	L	ØD
BSP 1/4"	022 RG 13	19	61,3	23
BSP 3/8"	022 RG 17	19	62,3	23
BSP 1/2"	022 RG 21	22	56,3	23

with female thread

Connection	Part No.	SW	L	ØD
BSP 1/4"	022 DG 13	19	56,3	23
BSP 3/8"	022 DG 17	19	56,3	23
BSP 1/2"	022 DG 21	24	58,3	23

with standard hose tail

Connection	Part No.	SW	L	ØD
6 mm - 1/4"	022 HG 06	19	72,3	23
8 mm - 5/16"	022 HG 08	19	72,3	23
9 mm - 5/14"	022 HG 09	19	72,3	23
10 mm - 3/8"	022 HG 10	19	72,3	23
13 mm - 1/2"	022 HG 13	19	72,3	23

with plastic hose tail

Connection	Part No.	SW	L	ØD
6 x 8 mm - M 12 x 1	022 PG 06	19	63,3	23
8 x 10 mm - M 16 x 1	022 PG 08	19	66,3	23
9 x 12 mm - M 16 x 1	022 PG 09	19	66,3	23

## PLUGS STECKNIPPEL

with male thread

Connection	Part No.	SW	L
BSPT 1/8"	022 RU 10	12	40
BSPT 1/4"	022 RU 13	14	43
BSPT 3/8"	022 RU 17	17	43
BSPT 1/2"	022 RU 21	12	48

with female thread

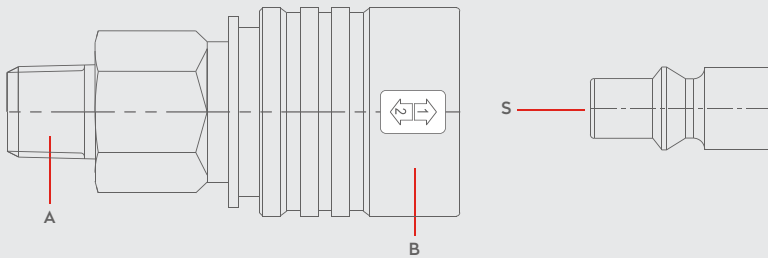
Connection	Part No.	SW	L
BSP 1/8"	022 DU 10	14	34
BSP 1/4"	022 DU 13	17	37
BSP 3/8"	022 DU 17	19	37
BSP 1/2"	022 DU 21	24	41

with standard hose tail

Connection	Part No.	L	ØD
6 mm - 1/4"	022 HU 06	48	12
8 mm - 5/16"	022 HU 08	48	12
10 mm - 3/8"	022 HU 10	48	12
13 mm - 1/2"	022 HU 13	48	15



### Materials



### Material Code

A = Steel Zinc Plated

B = Plastic

S = Steel Zinc Plated

0 - 14 bar  
(0-203 PSI)

-20° to + 100°C (NBR)  
-4° to + 212°F

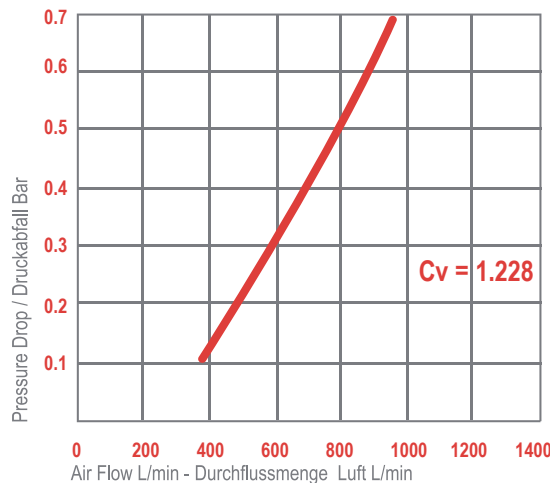
### Shut Off Type

OM 200 - 00700  
OM 200 - 00900  
OM 100 - 001200  
OM 178 - 00765

## 2 - STAGE

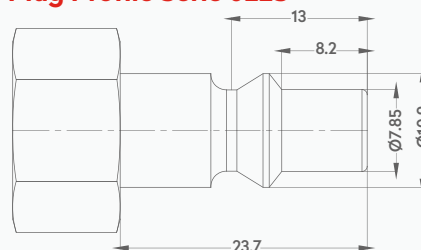
## ISO 4414

# DN 5.5 mm



### Options

### Plug Profile Serie 022S



### Compatible with

TST	014, 022
PARKER - RECTUS	14, 22
CEJN	300
ORION	44510
JWL	522, 532

PNEUMATIC COUPLINGS  
 PNEUMATISCHE KUPPLUNGEN

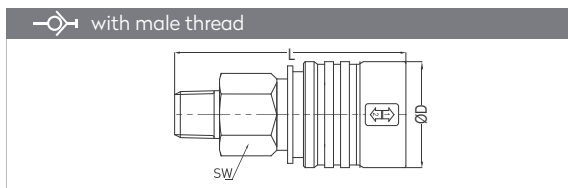
ISO 4414

ARO 210

## SERIE 022S

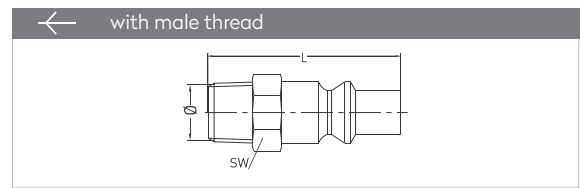


## QUICK COUPLINGS SCHNELLKUPPLUNGEN

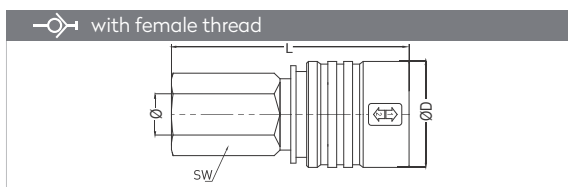


Connection	Part No.	SW	L	ØD
BSPT 1/4"	022 RGS 13	21	59,5	30
BSPT 3/8"	022 RGS 17	21	61	30
BSPT 1/2"	022 RGS 21	24	65	30
NPT 1/4"	022 TGS 13	21	59,5	30
NPT 3/8"	022 TGS 17	21	61	30
NPT 1/2"	022 TGS 21	24	65	30

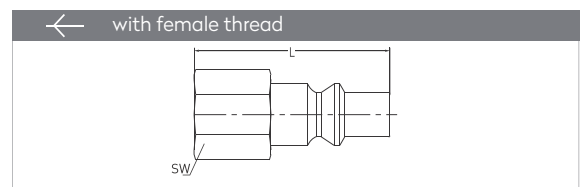
## PLUGS STECKNIPPEL



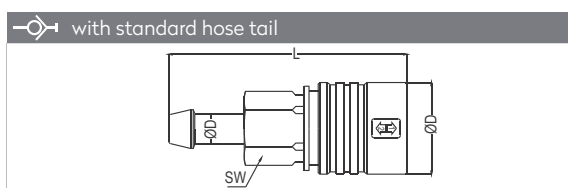
Connection	Part No.	SW	L
BSPT 1/8"	022 RU 10	12	40
BSPT 1/4"	022 RU 13	14	43
BSPT 3/8"	022 RU 17	17	43
BSPT 1/2"	022 RU 21	12	48



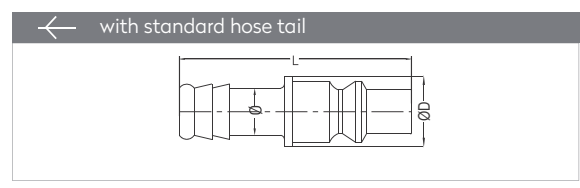
Connection	Part No.	SW	L	ØD
BSP 1/4"	022 DGS 13	21	60	30
BSP 3/8"	022 DGS 17	21	60	30
BSP 1/2"	022 DGS 21	24	62	30
NPT 1/4"	022 NGS 13	21	63	30
NPT 3/8"	022 NGS 17	21	64	30
NPT 1/2"	022 NGS 21	24	67	30



Connection	Part No.	SW	L
BSP 1/8"	022 DU 10	14	34
BSP 1/4"	022 DU 13	17	37
BSP 3/8"	022 DU 17	19	37
BSP 1/2"	022 DU 21	24	41



Connection	Part No.	SW	L	ØD
Ø 6 - 1/4"	022 HGS 06	21	72	30
Ø 8 - 5/16"	022 HGS 08	21	72	30
Ø 10 - 3/8"	022 HGS 10	21	72	30
Ø 13 - 1/2"	022 HGS 13	21	72	30



Connection	Part No.	L	ØD
6 mm - 1/4"	022 HU 06	48	12
8 mm - 5/16"	022 HU 08	48	12
10 mm - 3/8"	022 HU 10	48	12
13 mm - 1/2"	022 HU 13	48	15



PNEUMATIC COUPLINGS  
PNEUMATISCHE KUPPLUNGEN

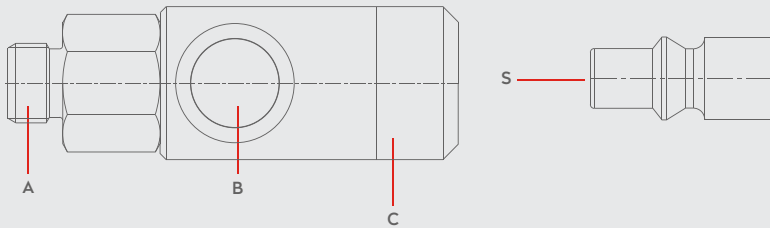


# SERIE 022S.06

# DN 5.5




### Materials




### Material Code

- A = Brass Nickel Plated
- B = Steel Zinc Plated
- C = Aluminium
- S = Steel Zinc Plated




0 - 12 bar  
(0-174PSI)



-20° to + 100°C (NBR)  
-4° to + 212°F

### Shut Off Type




OM 190 - 00580  
OM 200 - 00800  
OM 178 - 00925

## 2 - STAGE

## ISO 4414

# DN 5.5 mm

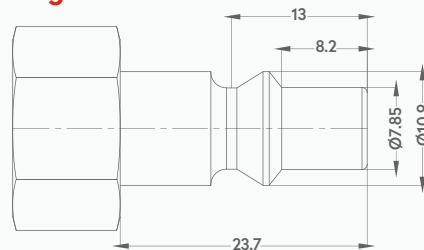
### Options

**SWING**  
A1 Serie

**SWIVEL**  
NEW

**AISI303**  
Stainless Steel  
NEW

### Plug Profile Serie 022S.06



### Compatible with

TST	014, 022
PARKER - RECTUS	14, 22
CEJN	300
ORION	44510
JWL	522, 532

PNEUMATIC COUPLINGS  
 PNEUMATISCHE KUPPLUNGEN

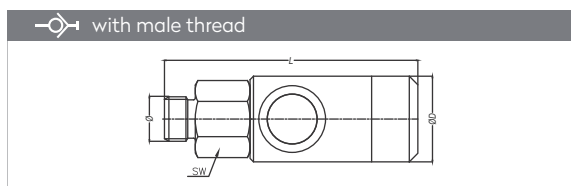

ISO 4414

ARO 210

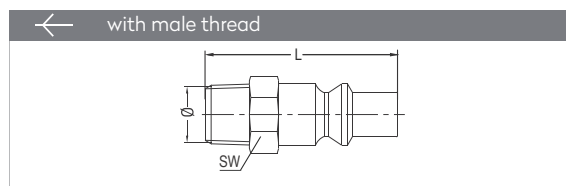
## SERIE 022S.06

## QUICK COUPLINGS SCHNELLKUPPLUNGEN

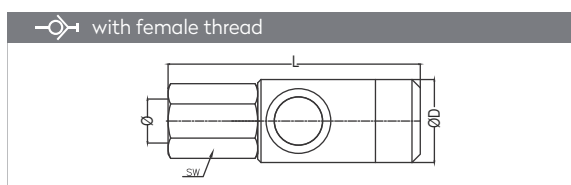
## PLUGS STECKNIPPEL



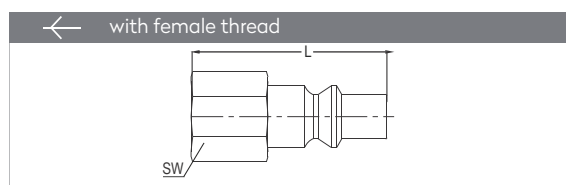
Connection	Part No.	SW	L	ØD
BSP 1/4"	022S.06 EG 13	20	72	26
BSP 3/8"	022S.06 EG 17	20	71	26
BSP 1/2"	022S.06 EG 21	25	73	26



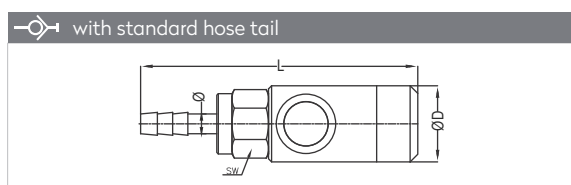
Connection	Part No.	SW	L
BSPT 1/8"	022 RU 10	12	40
BSPT 1/4"	022 RU 13	14	43
BSPT 3/8"	022 RU 17	17	43
BSPT 1/2"	022 RU 21	12	48



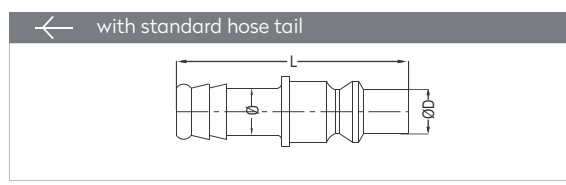
Connection	Part No.	SW	L	ØD
BSP 1/4"	022S.06 DG 13	20	70,5	26
BSP 3/8"	022S.06 DG 17	20	75	26
BSP 1/2"	022S.06 DG 21	25	77	26



Connection	Part No.	SW	L
BSP 1/8"	022 DU 10	14	34
BSP 1/4"	022 DU 13	17	37
BSP 3/8"	022 DU 17	19	37
BSP 1/2"	022 DU 21	24	41



Connection	Part No.	SW	L	ØD
Ø 6 - 1/4"	022S.06 HGS 06	20	86,2	26
Ø 8 - 5/16"	022S.06 HGS 08	20	86,2	26
Ø 10 - 3/8"	022S.06 HGS 10	20	86,2	26



Connection	Part No.	L	ØD
6 mm - 1/4"	022 HU 06	48	12
8 mm - 5/16"	022 HU 08	48	12
10 mm - 3/8"	022 HU 10	48	12
13 mm - 1/2"	022 HU 13	48	15





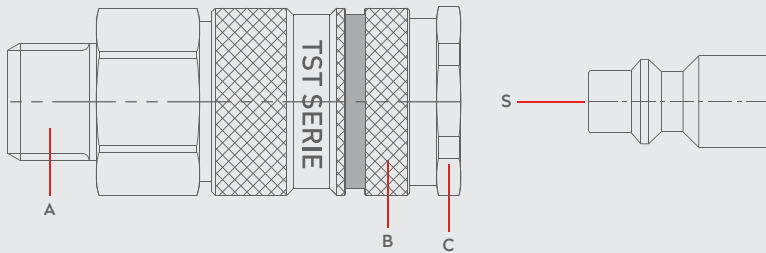
PNEUMATIC COUPLINGS  
PNEUMATISCHE KUPPLUNGEN

SERIE 023

DN 5.5




**Materials**




**Material Code**

- A = Brass Nickel Plated
- B = Steel Nickel Plated
- C = Brass Nickel Plated
- S = Steel Nickel Plated

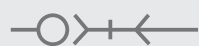


0 - 35 bar  
(0-508 PSI)



-20° to + 100°C (NBR)  
-4° to + 212°F

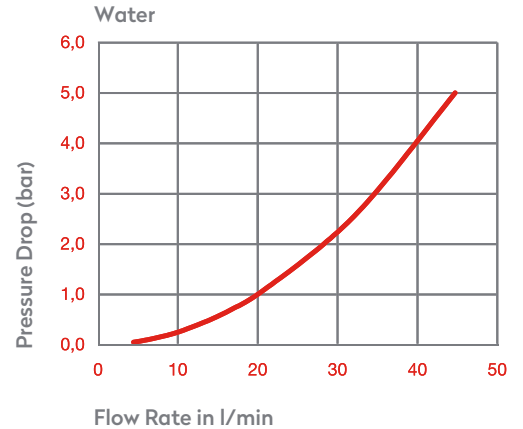
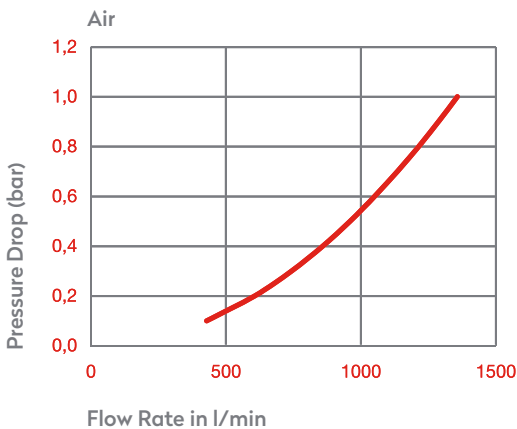
**Shut Off Type**




OM 300 - 00750  
OM 100 - 01000  
OM 250 - 00500

**FLOW** 900 lt/min

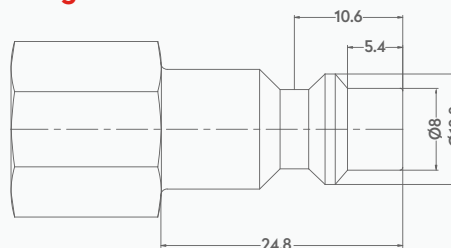
**DN** 5.5 mm



**Options**

<b>FPM</b>	<b>2 STAGE</b> 023S	<b>2 STAGE</b> 023S.06
<b>SWING</b> B1 Serie	<b>AISI303</b> Stainless Steel	<b>AISI316</b> Stainless Steel

**Plug Profile Serie 023**



**Compatible with**

- TST SWING COUPLING B1
- Industrial interchange 1/4"
- TST 024
- PARKER - RECTUS 23
- CEJN 310
- HANSEN 3000
- PARKER 20
- ATLAS COPCO QIC 08
- US-MIL-SPEC-C-4109

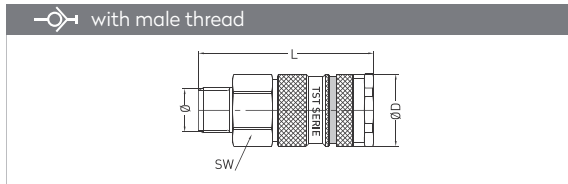


ISO 6150 - B - 12

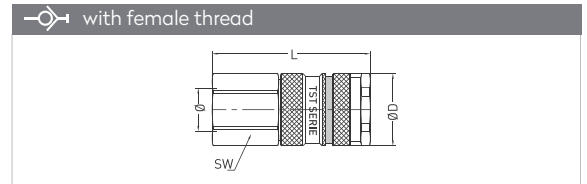
US MIL STD. 4109 1/4"

Industrial Interchange 1/4"

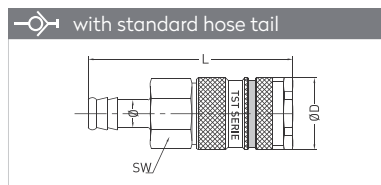
## QUICK COUPLINGS SCHNELLKUPPLUNGEN



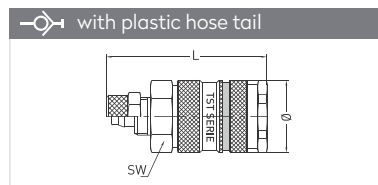
Connection	Part No.	SW	L	ØD
BSPT 1/4"	023 RG 13	19	59,3	23
BSPT 3/8"	023 RG 17	19	60,3	23
BSPT 1/2"	023 RG 21	22	54,3	23



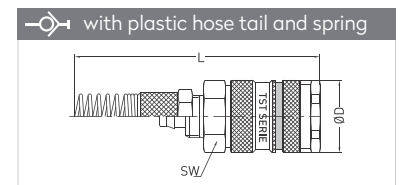
Connection	Part No.	SW	L	ØD
BSP 1/4"	023 DG 13	19	54,3	23
BSP 3/8"	023 DG 17	19	54,3	23
BSP 1/2"	023 DG 21	24	56,3	23



Connection	Part No.	SW	L	ØD
6 mm - 1/4"	023 HG 06	19	70,3	23
8 mm - 5/16"	023 HG 08	19	70,3	23
9 mm - 5/14"	023 HG 09	19	70,3	23
10 mm - 3/8"	023 HG 10	19	70,3	23
13 mm - 1/2"	023 HG 13	19	70,3	23

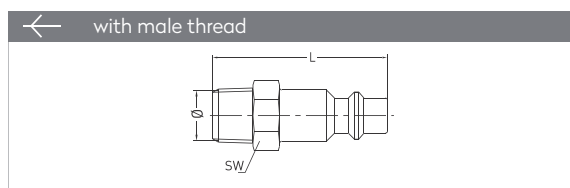


Connection	Part No.	SW	L	ØD
6 x 8 mm - M 12x1	023 PG 06	19	61,3	23
8 x 10 mm - M 16x1	023 PG 08	19	64,3	23
9 x 12 mm - M 16x1	023 PG 09	19	64,3	23

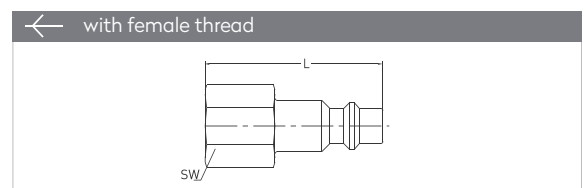


Connection	Part No.	SW	L	ØD
6 x 8 mm - M 12x1	023 YG 06	19	151,8	23
8 x 10 mm - M 16x1	023 YG 08	19	158,8	23
9 x 12 mm - M 16x1	023 YG 09	19	158,8	23

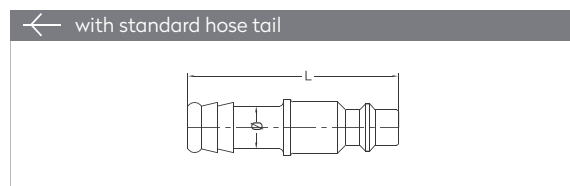
## PLUGS STECKNIPPEL



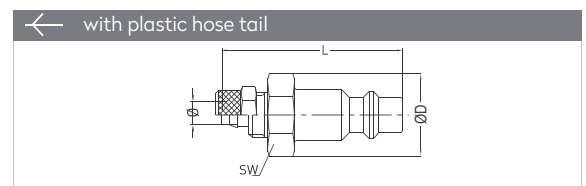
Connection	Part No.	SW	L
BSPT 1/8"	023 RU 10	13	40
BSPT 1/4"	023 RU 13	14	41,8
BSPT 3/8"	023 RU 17	17	41,8
BSPT 1/2"	023 RU 21	22	46
BSP 1/4"	023 EU 13	17	40
BSP 3/8"	023 EU 17	17	40



Connection	Part No.	SW	L
BSP 1/8"	023 DU 10	13	36
BSP 1/4"	023 DU 13	17	36
BSP 3/8"	023 DU 17	19	36
BSP 1/2"	023 DU 21	24	40



Connection	Part No.	L	ØD
Ø 6 mm	023 HU 06	50	12
Ø 8 mm	023 HU 08	50	12
Ø 9 mm	023 HU 09	50	12
Ø 10 mm	023 HU 10	50	12
Ø 13 mm	023 HU 13	50	14



Connection	Part No.	SW	L	ØD
6 x 8 mm - M 12x1	023 PU 06	-	39	12
8 x 10 mm - M 16x1	023 PU 08	17	47	-
9 x 12 mm - M 16x1	023 PU 09	17	47	-



PNEUMATIC COUPLINGS  
PNEUMATISCHE KUPPLUNGEN

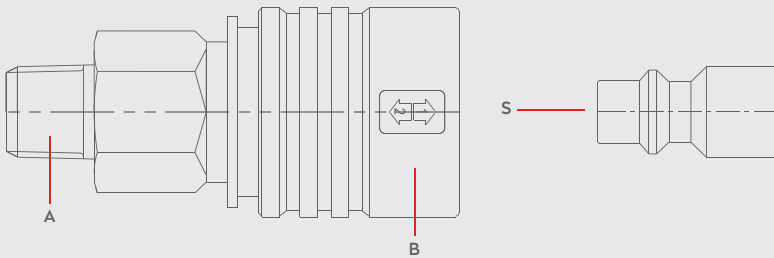


SERIE 023S

DN 5.5



**Materials**



**Material Code**

A = Steel Zinc Plated

B = Plastic

S = Steel Nickel Plated

0 - 35 bar  
(0-508 PSI)

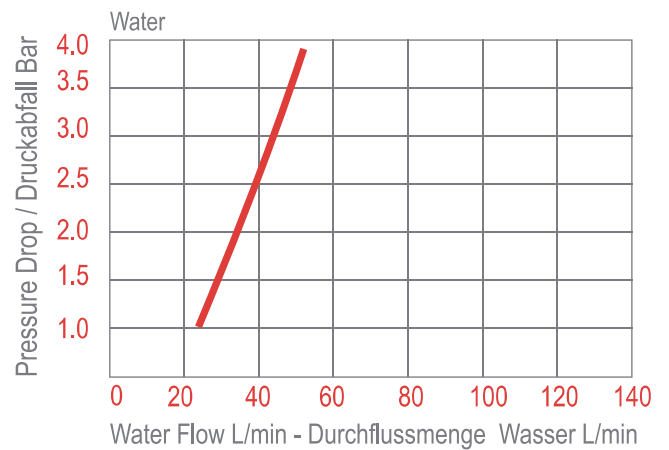
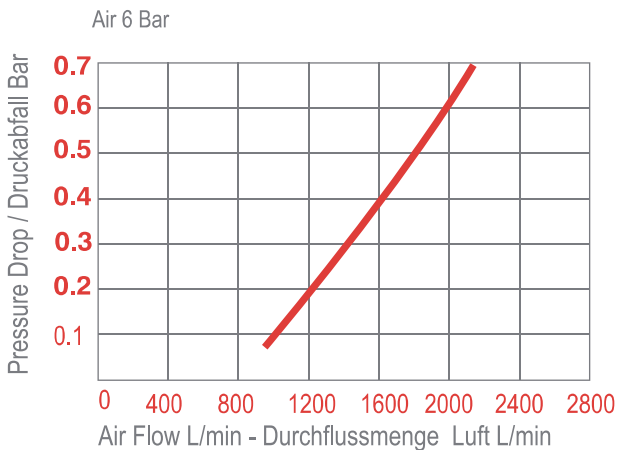
-20° to + 100°C (NBR)  
-4° to + 212°F

**Shut Off Type**

OM 200 - 00700  
OM 200 - 00900  
OM 100 - 01200  
OM 178 - 00765

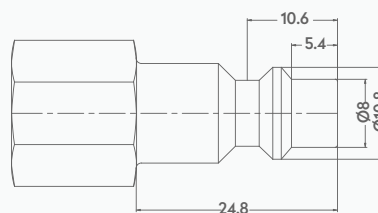
**2 - STAGE**  
**ISO 4414**

**DN 5.5 mm**



**Options**

**Plug Profile Serie 023S**



**Compatible with**

Industrial interchange	1/4"
TST	024
PARKER - RECTUS	23
CEJN	310
HANSEN	3000
PARKER	20
ATLAS COPCO QIC	08
US-MIL-SPEC-C-4109	

PNEUMATIC COUPLINGS  
 PNEUMATISCHE KUPPLUNGEN

## SERIE 023S



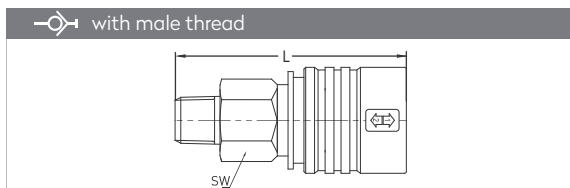
ISO 4414

ISO 6150 - B - 12

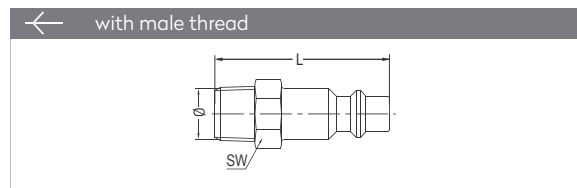
Industrial Interchange 1/4"

## QUICK COUPLINGS SCHNELLKUPPLUNGEN

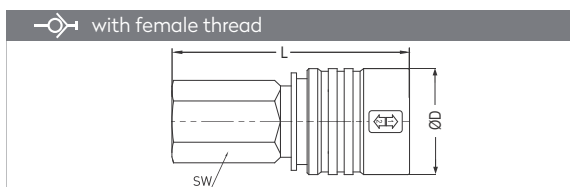
## PLUGS STECKNIPPEL



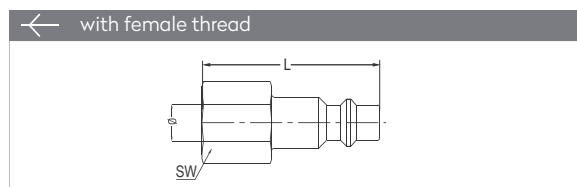
Connection	Part No.	SW	L	ØD
BSPT 1/4"	023 RGS 13	21	59,5	30
BSPT 3/8"	023 RGS 17	21	61	30
BSPT 1/2"	023 RGS 21	24	65	30
NPT 1/4"	023 TGS 13	21	59,5	30
NPT 3/8"	023 TGS 17	21	61	30
NPT 1/2"	023 TGS 21	24	65	30



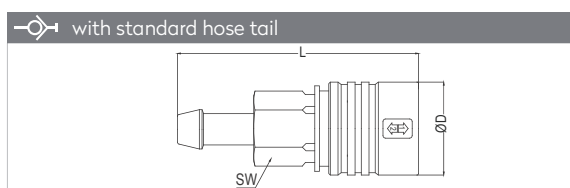
Connection	Part No.	SW	L
BSPT 1/8"	023 RU 10	13	40
BSPT 1/4"	023 RU 13	14	41,8
BSPT 3/8"	023 RU 17	17	41,8
BSPT 1/2"	023 RU 21	22	46
BSP 1/4"	023 EU 13	17	40
BSP 3/8"	023 EU 17	17	40



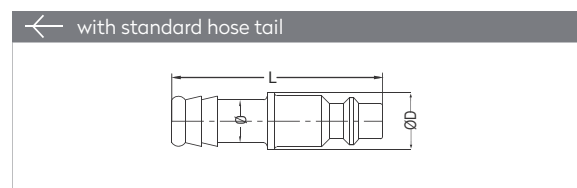
Connection	Part No.	SW	L	ØD
BSP 1/4"	023 DGS 13	21	60	30
BSP 3/8"	023 DGS 17	21	60	30
BSP 1/2"	023 DGS 21	24	62	30
NPT 1/4"	023 NGS 13	21	63	30
NPT 3/8"	023 NGS 17	21	64	30
NPT 1/2"	023 NGS 21	24	67	30



Connection	Part No.	SW	L
BSP 1/8"	023 DU 10	13	36
BSP 1/4"	023 DU 13	17	36
BSP 3/8"	023 DU 17	19	36
BSP 1/2"	023 DU 21	24	40



Connection	Part No.	SW	L	ØD
Ø 6 - 1/4"	023 HGS 06	21	72	30
Ø 8 - 5/16"	023 HGS 08	21	72	30
Ø 10 - 3/8"	023 HGS 10	21	72	30
Ø 13 - 1/2"	023 HGS 13	21	72	30



Connection	Part No.	L	ØD
Ø 6 mm	023 HU 06	50	12
Ø 8 mm	023 HU 08	50	12
Ø 9 mm	023 HU 09	50	12
Ø 10 mm	023 HU 10	50	12
Ø 13 mm	023 HU 13	50	14

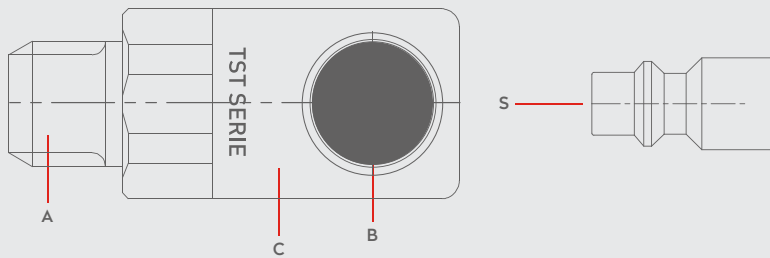


PNEUMATIC COUPLINGS  
PNEUMATISCHE KUPPLUNGEN

SERIE 023.06




**Materials**




**Material Code**

- A = Steel Zinc Plated
- B = Steel
- C = Plastic
- S = Steel Nickel Plated

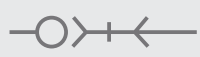


0 - 30 bar  
(0-435 PSI)



-20° to + 100°C (NBR)  
-4° to + 212°F

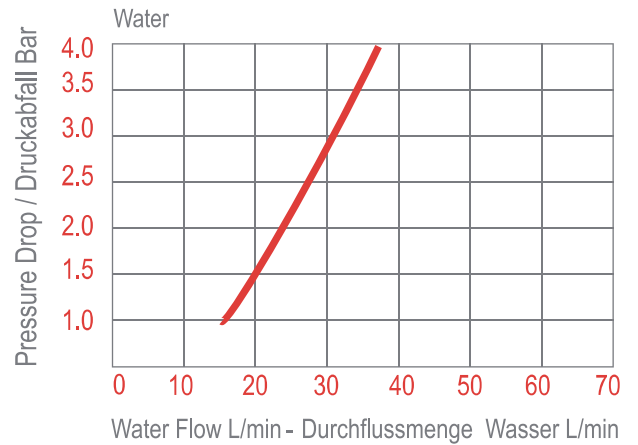
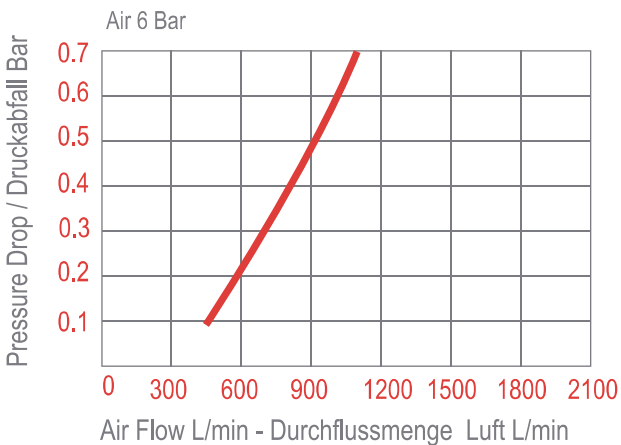
**Shut Off Type**




OM 200 - 00700  
02306GC00M

**1 - STAGE**

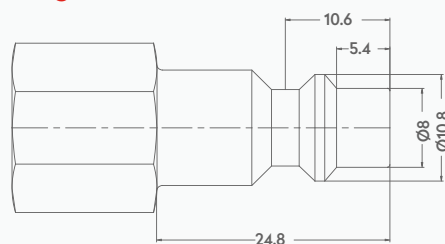
**DN 5.5 mm**



**Options**

**2 STAGE**  
023S.06

**Plug Profile Serie 023.06**



**Compatible with**

Industrial interchange	1/4"
TST	024
PARKER - RECTUS	23
CEJN	310
HANSEN	3000
PARKER	20
ATLAS COPCO QIC	08
US-MIL-SPEC-C-4109	

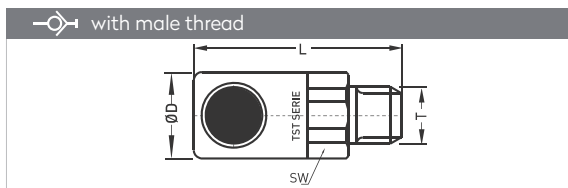
ISO 6150 - B - 12

Industrial Interchange 1/4"

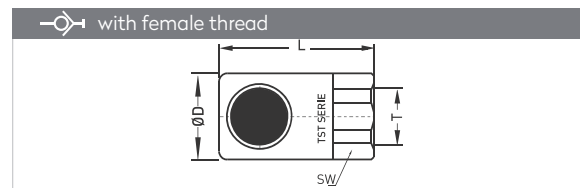
# SERIE 023.06



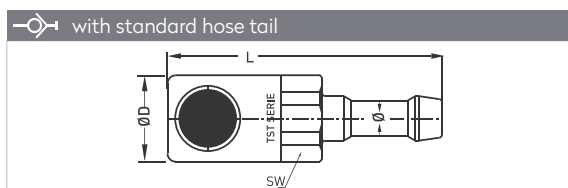
## QUICK COUPLINGS SCHNELLKUPPLUNGEN



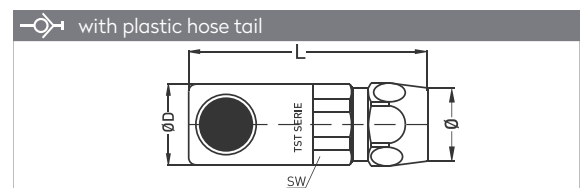
Connection	Part No.	SW	L	ØD
BSP 1/8"	023.06 EG 10	22	59,4	27,5
BSP 1/4"	023.06 EG 13	22	62,4	27,5
BSP 3/8"	023.06 EG 17	22	62,4	27,5
BSP 1/2"	023.06 EG 21	22	64,4	27,5
NPT 1/8"	023.06 TG 10	22	61,4	27,5
NPT 1/4"	023.06 TG 13	22	64,4	27,5



Connection	Part No.	SW	L	ØD
BSP 1/8"	023.06 DG 10	22	51,4	27,5
BSP 1/4"	023.06 DG 13	22	54,4	27,5
BSP 3/8"	023.06 DG 17	22	61,9	27,5
BSP 1/2"	023.06 DG 21	22	65,4	27,5
NPT 1/8"	023.06 NG 10	22	51,4	27,5
NPT 1/4"	023.06 NG 13	24	55,4	27,5

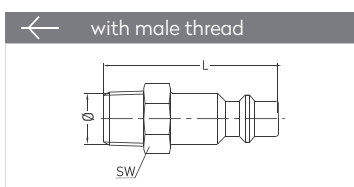


Connection	Part No.	SW	L	ØD
Ø 6 mm	023.06 HG 06	22	78,4	27,5
Ø 8 mm	023.06 HG 08	22	78,4	27,5
Ø 10 mm	023.06 HG 10	22	78,4	27,5
Ø 13 mm	023.06 HG 13	22	83,9	27,5

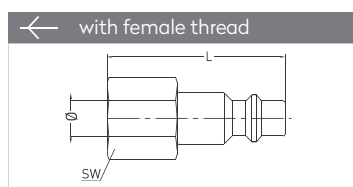


Connection	Part No.	SW	L	ØD
Ø 6,5 x 10 mm	023.06 PG 06	22	63,9	27,5
Ø 8 x 12 mm	023.06 PG 08	22	69,8	27,5
Ø 9 x 13 mm	023.06 PG 09	22	69,8	27,5

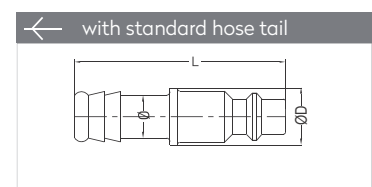
## PLUGS STECKNIPPEL



Connection	Part No.	SW	L
BSPT 1/8"	023 RU 10	13	40
BSPT 1/4"	023 RU 13	14	41,8
BSPT 3/8"	023 RU 17	17	41,8
BSPT 1/2"	023 RU 21	22	46
BSP 1/4"	023 EU 13	17	40
BSP 3/8"	023 EU 17	17	40



Connection	Part No.	SW	L
BSP 1/8"	023 DU 10	13	36
BSP 1/4"	023 DU 13	17	36
BSP 3/8"	023 DU 17	19	36
BSP 1/2"	023 DU 21	24	40



Connection	Part No.	L	ØD
Ø 6 mm	023 HU 06	50	12
Ø 8 mm	023 HU 08	50	12
Ø 9 mm	023 HU 09	50	12
Ø 10 mm	023 HU 10	50	12
Ø 13 mm	023 HU 13	50	14



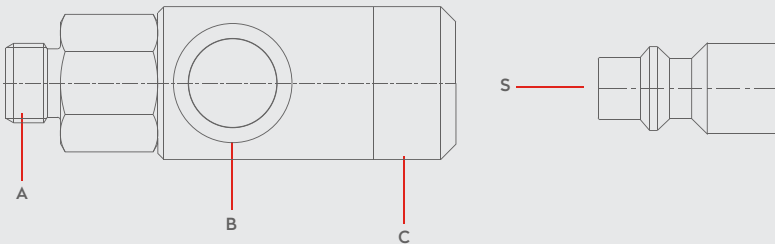
PNEUMATIC COUPLINGS  
PNEUMATISCHE KUPPLUNGEN



# SERIE 023S.06


SERIE  
023S.06

### Materials




### Material Code

- A = Brass Nickel Plated
- B = Steel Zinc Plated
- B = Aluminium
- S = Steel Nickel Plated

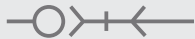


0 - 12 bar  
(0-174 PSI)



-20° to + 100°C (NBR)  
-4° to + 212°F

Shut Off Type




OM 190 - 00580  
OM 200 - 00800  
OM 178 - 00925

**2 - STAGE**  
**ISO 4414**

**DN 5.5 mm**

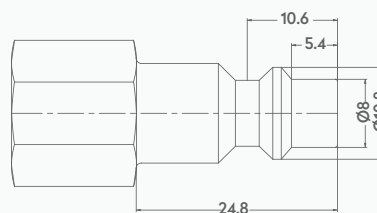
### Options

**SWING**  
B1 Serie

**SWIVEL**  
NEW

**AISI303**  
Stainless Steel  
NEW

### Plug Profile Serie 023S.06



### Compatible with

Industrial interchange	1/4"
TST	024
PARKER - RECTUS	23
CEJN	310
HANSEN	3000
PARKER	20
ATLAS COPCO QIC	08
US-MIL-SPEC-C-4109	

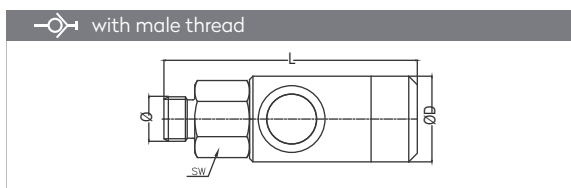
PNEUMATIC COUPLINGS  
 PNEUMATISCHE KUPPLUNGEN

**NEW!**

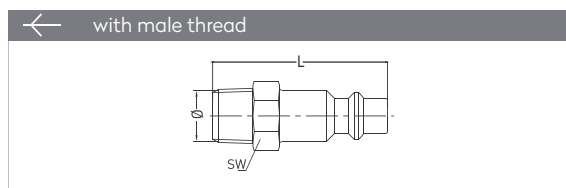

ISO 4414

ISO 6150 - B - 12

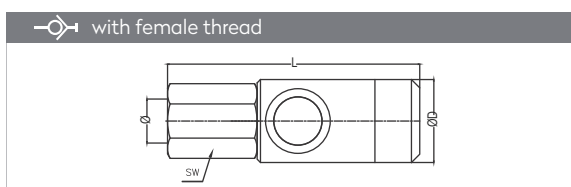
Industrial Interchange 1/4"

**SERIE 023S.06**
**QUICK COUPLINGS SCHNELLKUPPLUNGEN**
**PLUGS STECKNIPPEL**


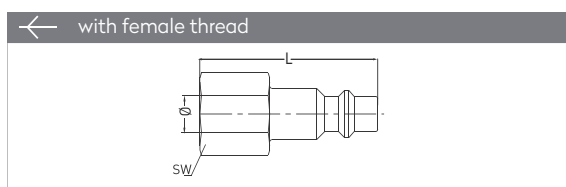
Connection	Part No.	SW	L	ØD
BSP 1/4"	023S.06 EG 13	20	69	26
BSP 3/8"	023S.06 EG 17	20	68	26
BSP 1/2"	023S.06 EG 21	25	70	26



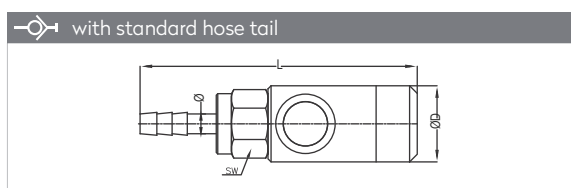
Connection	Part No.	SW	L
BSPT 1/8"	023 RU 10	13	40
BSPT 1/4"	023 RU 13	14	41,8
BSPT 3/8"	023 RU 17	17	41,8
BSPT 1/2"	023 RU 21	22	46
BSP 1/4"	023 EU 13	17	40
BSP 3/8"	023 EU 17	17	40



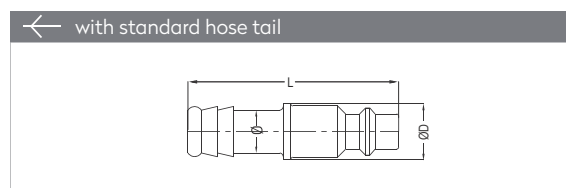
Connection	Part No.	SW	L	ØD
BSP 1/4"	023S.06 DG 13	20	67,5	26
BSP 3/8"	023S.06 DG 17	20	72	26
BSP 1/2"	023S.06 DG 21	25	74	26



Connection	Part No.	SW	L
BSP 1/8"	023 DU 10	13	36
BSP 1/4"	023 DU 13	17	36
BSP 3/8"	023 DU 17	19	36
BSP 1/2"	023 DU 21	24	40



Connection	Part No.	SW	L	ØD
Ø 6 - 1/4"	023S.06 HG 06	20	83,3	26
Ø 8 - 5/16"	023S.06 HG 08	20	83,3	26
Ø 10 - 3/8"	023S.06 HG 10	20	83,3	26



Connection	Part No.	L	ØD
Ø 6 mm	023 HU 06	50	12
Ø 8 mm	023 HU 08	50	12
Ø 9 mm	023 HU 09	50	12
Ø 10 mm	023 HU 10	50	12
Ø 13 mm	023 HU 13	50	14





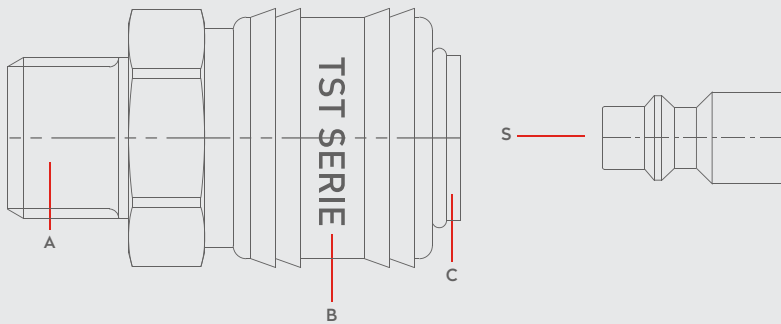
PNEUMATIC COUPLINGS  
PNEUMATISCHE KUPPLUNGEN

SERIE 024

DN 5.5



Materials



Material Code

- A = Brass
- B = Brass
- C = Brass
- S = Brass

0 - 35 bar  
(0-508 PSI)

-20° to + 100°C (NBR)  
-4° to + 212°F

Shut Off Type

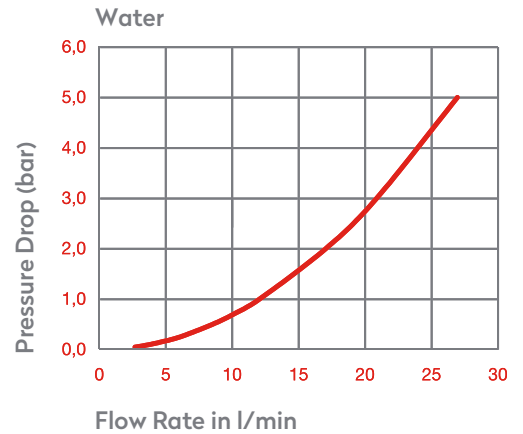
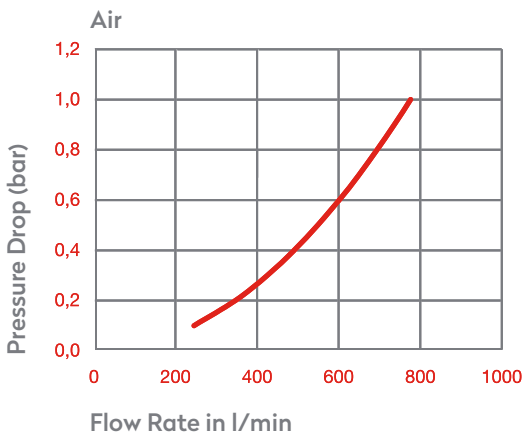
OM 250 - 00800  
OM 250 - 00500

FLOW

550 lt/min

DN

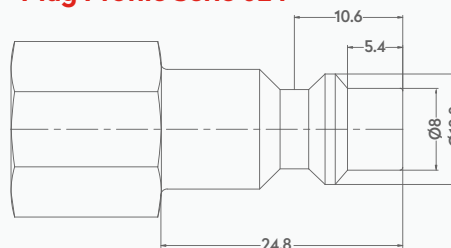
5.5 mm



Options

- NICKEL
- SWING  
B1 Serie
- 2 STAGE  
023S
- 2 STAGE  
023S.06

Plug Profile Serie 024



Compatible with

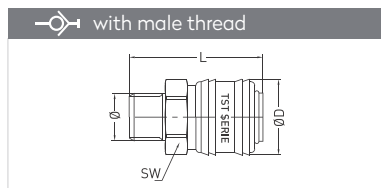
- TST SWING COUPLING B1
- TST 023
- PARKER - RECTUS 23
- CEJN 310
- HANSEN 3000
- RECTURS 24
- ATLAS COPCO QIC 08



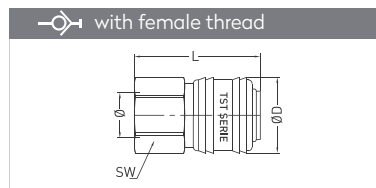
ISO 6150 - B - 12

US MIL STD. 4109 1/4"

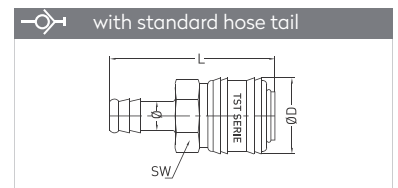
## QUICK COUPLINGS SCHNELLKUPPLUNGEN



Connection	Part No.	SW	L	ØD
BSP 1/4"	024 EG 13	21	42,3	24,7
BSP 3/8"	024 EG 17	21	42,3	24,7
BSP 1/2"	024 EG 21	21	45,3	24,7

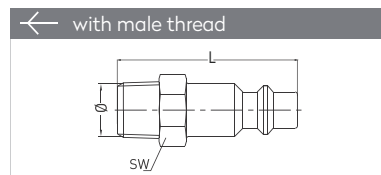


Connection	Part No.	SW	L	ØD
BSP 1/4"	024 DG 13	21	42,3	24,7
BSP 3/8"	024 DG 17	21	42,3	24,7
BSP 1/2"	024 DG 21	24	44,8	24,7

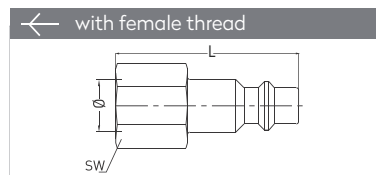


Connection	Part No.	SW	L	ØD
6 mm - 1/4"	024 HG 06	21	56,3	24,7
8 mm - 5/16"	024 HG 08	21	56,3	24,7
9 mm - 5/14"	024 HG 09	21	56,3	24,7
10 mm - 3/8"	024 HG 10	21	56,3	24,7
13 mm - 1/2"	024 HG 13	21	56,3	24,7

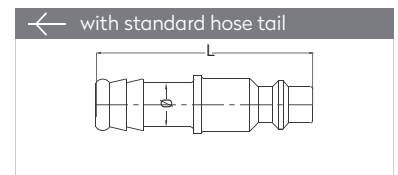
## PLUGS STECKNIPPEL



Connection	Part No.	SW	L
BSPT 1/8"	024 RU 10	13	38
BSPT 1/4"	024 RU 13	14	41,5
BSPT 3/8"	024 RU 17	17	42,5
BSPT 1/2"	024 RU 21	22	47,5
BSP 1/4"	024 EU 13	14	38,5
BSP 3/8"	024 EU 17	17	38,5

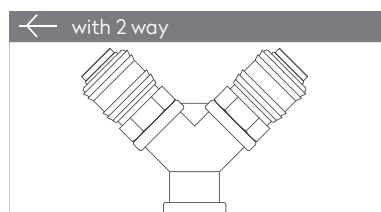


Connection	Part No.	SW	L
BSP 1/8"	024 DU 10	14	34
BSP 1/4"	024 DU 13	17	36
BSP 3/8"	024 DU 17	19	36
BSP 1/2"	024 DU 21	24	40

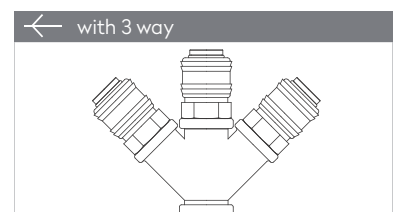


Connection	Part No.	L	ØD
6 mm - 1/4"	024 HU 06	50	12
8 mm - 5/16"	024 HU 08	50	12
9 mm - 5/14"	024 HU 09	50	12
10 mm - 3/8"	024 HU 10	50	12
13 mm - 1/2"	024 HU 13	50	15

## MULTIPLE OUTLET VERTEILER



Connection	Part No.
BSP 3/8"	024 2G 17
BSP 1/2"	024 2G 21



Connection	Part No.
BSP 3/8"	024 3G 17
BSP 1/2"	024 3G 21



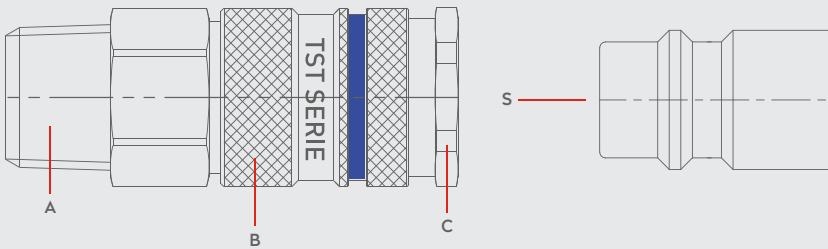
PNEUMATIC COUPLINGS  
PNEUMATISCHE KUPPLUNGEN

SERIE 025

DN 7.8




Materials




Material Code

- A = Brass Nickel Plated
- B = Steel Nickel Plated
- C = Brass Nickel Plated
- S = Steel Nickel Plated



0 - 35 bar  
(0-508 PSI)



-20° to + 100°C (NBR)  
-4° to + 212°F

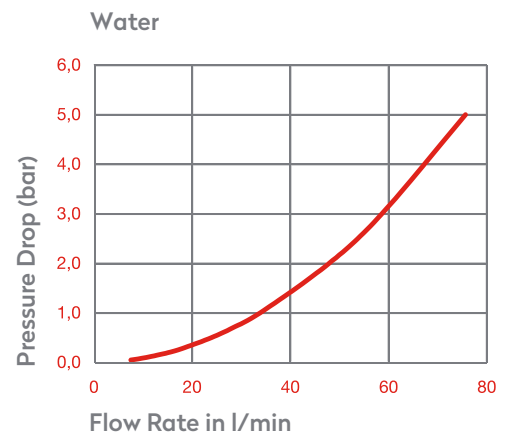
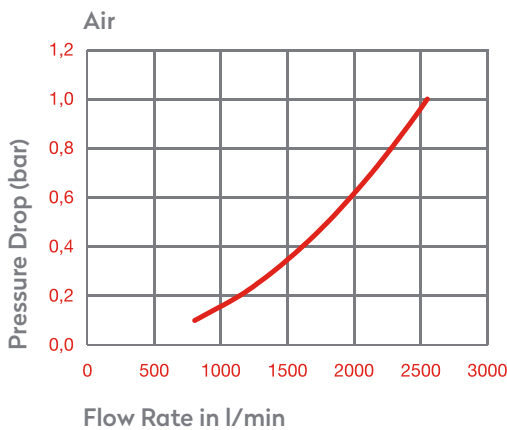
Shut Off Type




OM 250- 00500  
OM 100 - 01000  
025GCOOM

FLOW 1800 lt/min

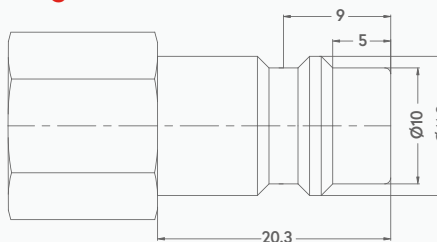
DN 7.8 mm



Options

<b>FPM</b>	<b>EPDM</b>	<b>AISI303</b> Stainless Steel	<b>AISI316</b> Stainless Steel
 025B	 025K	<b>2 STAGE</b> 025E, 025S.08	<b>SWING</b> C Series

Plug Profile Serie 025



Compatible with

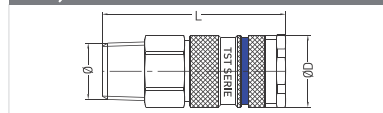
- TST SWING COUPLING C
- TST 026
- PARKER - RECTUS 25, 26
- CEJN 320
- JWL 520, 530
- PARKER PEF
- LEGRIS

Euro Profile

# SERIE 025

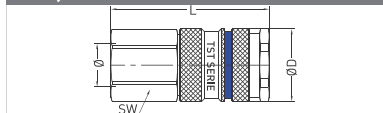
## QUICK COUPLINGS SCHNELLKUPPLUNGEN

with male thread



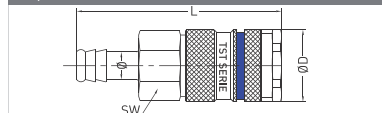
Connection	Part No.	SW	L	ØD
BSPT 1/8"	025 RG 10	19	56,3	23
BSPT 1/4"	025 RG 13	19	59,3	23
BSPT 3/8"	025 RG 17	19	60,3	23
BSPT 1/2"	025 RG 21	22	54,3	23
M 14 x 1,5	025 EGM 14	19	59,3	23
M 16 x 1,5	025 EGM 16	19	59,3	23
M 18 x 1,5	025 EGM 18	19	60,3	23

with female thread



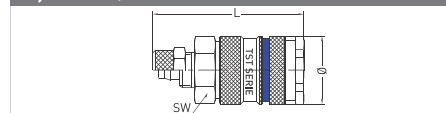
Connection	Part No.	SW	L	ØD
BSP 1/4"	025 DG 13	19	54,3	23
BSP 3/8"	025 DG 17	19	54,3	23
BSP 1/2"	025 DG 21	24	56,3	23
M 14 x 1,5	025 DGM 14	19	53,3	23
M 16 x 1,5	025 DGM 16	19	53,3	23
M 18 x 1,5	025 DGM 18	22	53,3	23

with standard hose tail



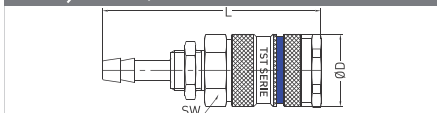
Connection	Part No.	SW	L	ØD
6 mm - 1/4"	025 HG 06	19	70,3	23
8 mm - 5/16"	025 HG 08	19	70,3	23
9 mm - 5/14"	025 HG 09	19	70,3	23
10 mm - 3/8"	025 HG 10	19	70,3	23
13 mm - 1/2"	025 HG 13	19	70,3	23

with plastic hose tail



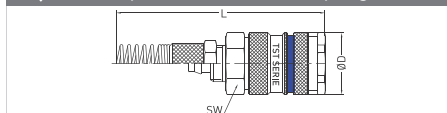
Connection	Part No.	SW	L	ØD
6 x 8 mm - M 12x1	025 PG 06	19	61,3	23
6 x 10 mm - M 16x1	025 PG 06-4	19	64,3	23
8 x 10 mm - M 16x1	025 PG 08	19	64,3	23
8 x 12 mm - M 16x1	025 PG 08-4	19	64,3	23
9 x 12 mm - M 16x1	025 PG 09	19	64,3	23
9 x 13 mm - M 20x1,5	025 PG 09-4	21	64,3	23
11 x 16 mm - M 24x1,5	025 PG 11-5	25	65,3	23

with panel mount standard hose tail



Connection	Part No.	SW	L	ØD
6 mm - M 12x1	025 MG 06	19	78,3	23
8 mm - M 12x1	025 MG 08	19	78,3	23
10 mm - BSP 1/4"	025 MG 10	19	78,3	23

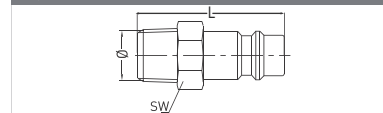
with plastic hose tail and spring



Connection	Part No.	SW	L	ØD
6 x 8 mm - M 12x1	025 YG 06	19	151,8	23
8 x 10 mm - M 16x1	025 YG 08	19	158,8	23
9 x 12 mm - M 16x1	025 YG 09	19	158,8	23

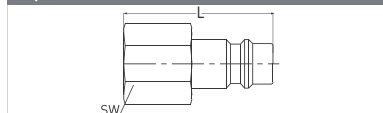
## PLUGS STECKNIPPEL

with male thread



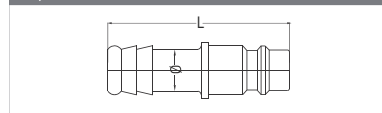
Connection	Part No.	SW	L
BSPT 1/8"	025 RU 10	13	33
BSPT 1/4"	025 RU 13	14	37
BSPT 3/8"	025 RU 17	17	37
BSPT 1/2"	025 RU 21	22	43
M 14 x 1,5	025 EUM 14	17	33
M 16 x 1,5	025 EUM 16	17	33
M 18 x 1,5	025 EUM 18	21	38

with female thread



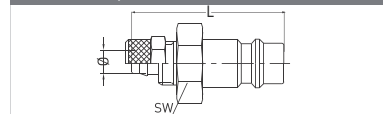
Connection	Part No.	SW	L
BSP 1/8"	025 DU 10	14	32
BSP 1/4"	025 DU 13	17	33
BSP 3/8"	025 DU 17	19	33
BSP 1/2"	025 DU 21	24	36
M 14 x 1,5	025 DUM 14	17	33
M 16 x 1,5	025 DUM 16	19	33
M 18 x 1,5	025 DUM 18	22	33

with standard hose tail



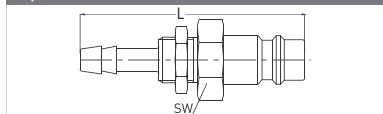
Connection	Part No.	L
6 mm - 1/4"	025 HU 06	46
8 mm - 5/16"	025 HU 08	46
9 mm - 5/14"	025 HU 09	46
10 mm - 3/8"	025 HU 10	48
13 mm - 1/2"	025 HU 13	48
16 mm - 5/8"	025 HU 16	48

with plastic hose tail



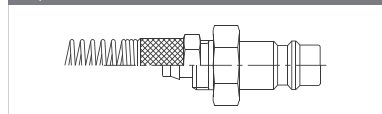
Connection	Part No.	SW	L
4 x 6 mm - M 10x1	025 PU 04	-	33
6 x 8 mm - M 12x1	025 PU 06	-	33
6 x 10 mm - M 16x1	025 PU 06-4	17	42,3
8 x 10 mm - M 16x1	025 PU 08	17	42
8 x 12 mm - M 16x1	025 PU 08-4	17	42
9 x 12 mm - M 16x1	025 PU 09	17	42
9 x 13 mm - M 20x1,5	025 PU 09-4	17	42
11 x 16 mm - M 22x1,5	025 PU 11-5	24	50

with panel mount standard hose tail



Connection	Part No.	SW	L
6 mm - M 12x1	025 MU 06	14	56
8 mm - M 12x1	025 MU 08	14	56
10 mm - M 14x1	025 MU 10	16	56

with plastic hose tail and spring



Connection	Part No.	L
4 x 6 mm - M 10x1	025 YU 04	111,5
6 x 8 mm - M 12x1	025 YU 06	116,5
8 x 10 mm - M 16x1	025 YU 08	137,5
9 x 12 mm - M 16x1	025 YU 09	137,5



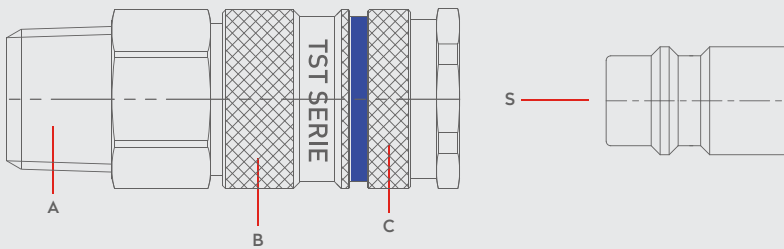
PNEUMATIC COUPLINGS  
PNEUMATISCHE KUPPLUNGEN

SERIE 025B

DN 7.4



Materials



Material Code

- A = Brass Nickel Plated
- B = Steel Nickel Plated
- C = Brass Nickel Plated
- S = Brass Nickel Plated

0 - 35 bar  
(0-508 PSI)

-20° to + 100°C (NBR)  
-4° to + 212°F

Shut Off Type

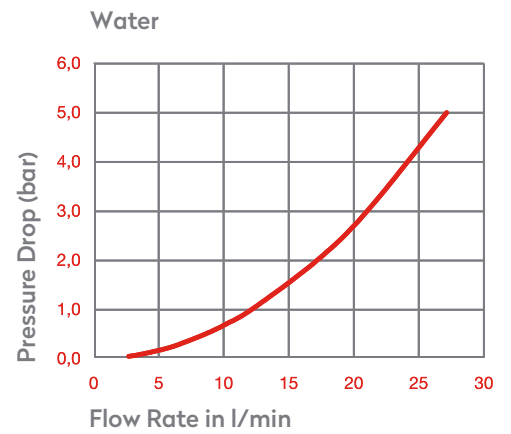
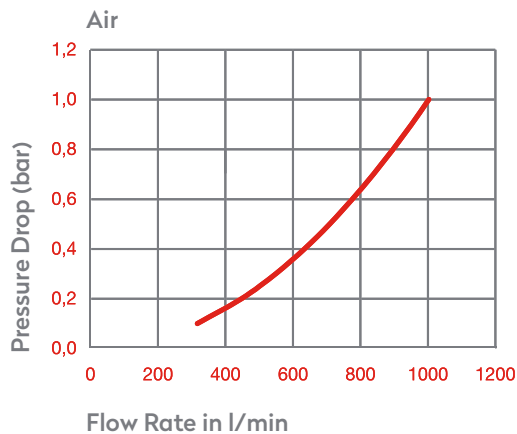
OM 100 - 01000  
OM 250 - 00500  
025GC00M

FLOW

710 lt/min

DN

7.4 mm



Options

- FPM
- EPDM
- AISI303  
Stainless Steel
- AISI316  
Stainless Steel
- 025KB

Plug Profile Serie 025B

Compatible with

- TST 026B
- PARKER - RECTUS 25KB, 26KB



tst®

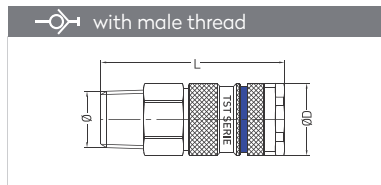
PNEUMATIC COUPLINGS  
PNEUMATISCHE KUPPLUNGEN

SERIE 025B

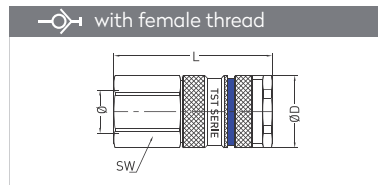
PNEUMATIC COUPLINGS

SERIE 025B

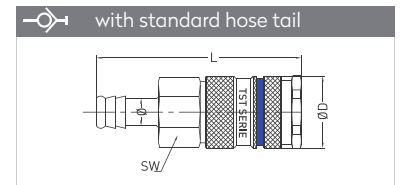
QUICK COUPLINGS SCHNELLKUPPLUNGEN



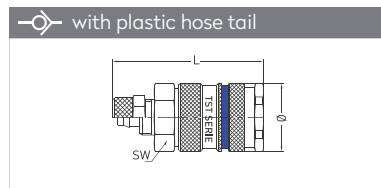
Connection	Part No.	SW	L	ØD
BSPT 1/4"	025 RGB 13	19	59,3	23
BSPT 3/8"	025 RGB 17	19	60,3	23
BSPT 1/2"	025 RGB 21	22	54,3	23
BSP 1/4"	025 EGB 13	19	56,3	23
BSP 3/8"	025 EGB 17	19	56,3	23
BSP 1/2"	025 EGB 21	22	50,3	23
M 14 x 1,5	025 EGBM 14	19	59,3	23
M 16 x 1,5	025 EGBM 16	19	59,3	23
M 18 x 1,5	025 EGBM 18	19	60,3	23



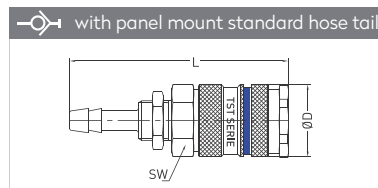
Connection	Part No.	SW	L	ØD
BSP 1/4"	025 DGB 13	19	54,3	23
BSP 3/8"	025 DGB 17	19	54,3	23
BSP 1/2"	025 DGB 21	24	56,3	23
M 14 x 1,5	025 DGBM 14	19	53,3	23
M 16 x 1,5	025 DGBM 16	19	53,3	23



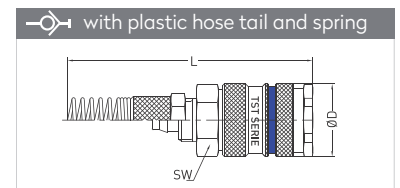
Connection	Part No.	SW	L	ØD
6 mm - 1/4"	025 HGB 06	19	70,3	23
8 mm - 5/16"	025 HGB 08	19	70,3	23
9 mm - 5/14"	025 HGB 09	19	70,3	23
10 mm - 3/8"	025 HGB 10	19	70,3	23
13 mm - 1/2"	025 HGB 13	19	70,3	23



Connection	Part No.	SW	L	ØD
6 x 8 mm - M 12x1	025 PGB 06	19	61,3	23
8 x 10 mm - M 16x1	025 PGB 08	19	64,3	23
9 x 12 mm - M 16x1	025 PGB 09	19	64,3	23

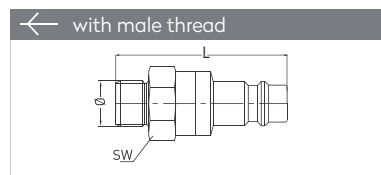


Connection	Part No.	SW	L	ØD
6 mm - M 12 x 1	025 MGB 06	19	78,3	23
8 mm - M 12 x 1	025 MGB 08	19	78,3	23
10 mm - BSP 1/4"	025 MGB 10	19	78,3	23

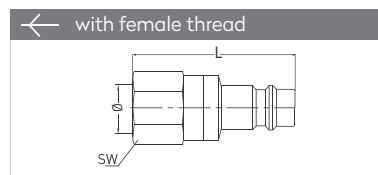


Connection	Part No.	SW	L	ØD
6 x 8 mm - M 12x1	025 YGB 06	19	151,8	23
8 x 10 mm - M 16x1	025 YGB 08	19	158,8	23
9 x 12 mm - M 16x1	025 YGB 09	19	158,8	23

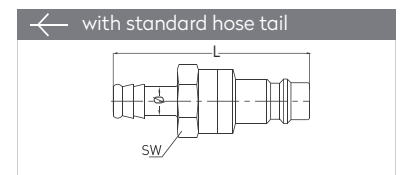
PLUGS STECKNIPPEL



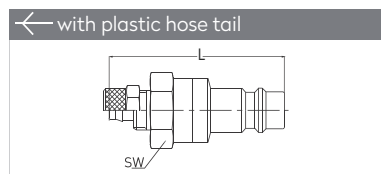
Connection	Part No.	SW	L
BSPT 1/8"	025 RUB 10	21	43,5
BSPT 1/4"	025 RUB 13	21	46,5
BSPT 3/8"	025 RUB 17	21	46,5
BSPT 1/2"	025 RUB 21	22	47
M 14 x 1,5	025 EUBM 14	21	44,5
M 16 x 1,5	025 EUBM 16	21	44,5
M 18 x 1,5	025 EUBM 18	21	44,5



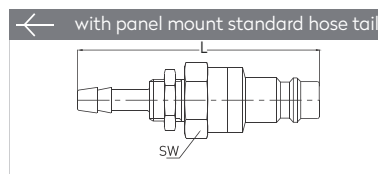
Connection	Part No.	SW	L
BSP 1/8"	025 DUB 10	21	41,5
BSP 1/4"	025 DUB 13	21	43,5
BSP 3/8"	025 DUB 17	21	43,5
BSP 1/2"	025 DUB 21	24	46
M 14 x 1,5	025 DUBM 14	21	42,5
M 16 x 1,5	025 DUBM 16	21	42,5
M 18 x 1,5	025 DUBM 18	21	42,5



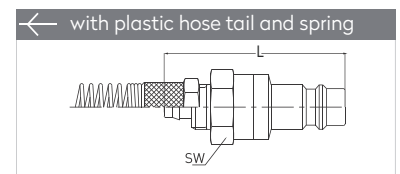
Connection	Part No.	SW	L
6 mm - 1/4"	025 HUB 06	21	57,5
8 mm - 5/16"	025 HUB 08	21	57,5
9 mm - 5/14"	025 HUB 09	21	57,5
10 mm - 3/8"	025 HUB 10	21	57,5
13 mm - 1/2"	025 HUB 13	21	57,5



Connection	Part No.	SW	L
4 x 6 mm - M 10 x 1	025 PUB 04	21	48,5
6 x 8 mm - M 12 x 1	025 PUB 06	21	48,5
8 x 10 mm - M 16 x 1	025 PUB 08	21	51,5
9 x 12 mm - M16 x 1	025 PUB 09	21	51,5



Connection	Part No.	SW	L
6 mm - M 12 x 1	025 MUB 06	21	65,5
8 mm - M 12 x 1	025 MUB 08	21	65,5
10 mm - BSP 1/4"	025 MUB 10	21	65,5



Connection	Part No.	SW	L
4 x 6 mm - M 10 x 1	025 YUB 04	21	127
6 x 8 mm - M 12 x 1	025 YUB 06	21	129
8 x 10 mm - M 16 x 1	025 YUB 08	21	146
9 x 12 mm - BSP 1/4"	025 YUB 09	21	146

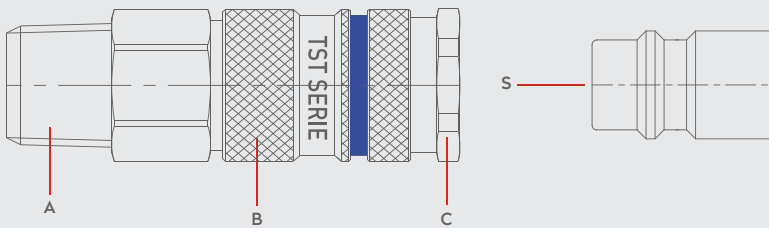


PNEUMATIC COUPLINGS  
PNEUMATISCHE KUPPLUNGEN

SERIE 025L




**Materials**




**Material Code**

- A = Brass Nickel Plated
- B = Steel Nickel Plated
- C = Brass Nickel Plated
- S = Brass Nickel Plated




0 - 8 bar  
(0-116 PSI)



-20° to + 100°C (NBR)  
-4° to + 212°F

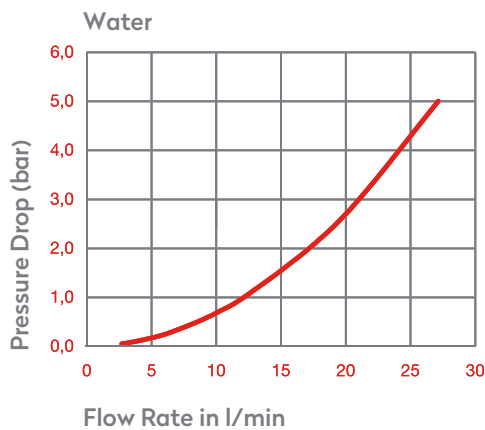
**Shut Off Type**




OM 178 - 00215  
OM 100 - 01200  
OM 262 - 00795

**DRY BREAK**

**DN 7.4 mm**



**Options**

**FPM**

**Plug Profile Serie 025L**

**Compatible with**

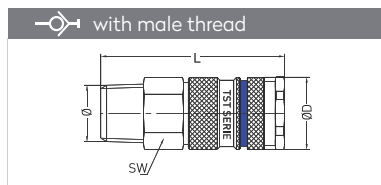
PARKER - RECTUS 25KL



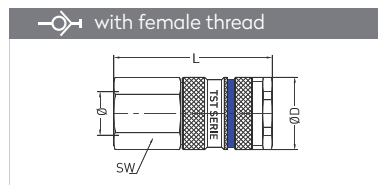
Non Spill

Flat Face

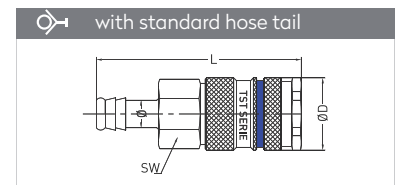
## QUICK COUPLINGS SCHNELLKUPPLUNGEN



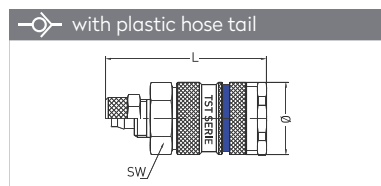
Connection	Part No.	SW	L	ØD
BSPT 1/4"	025 RGL 13	19	60	23
BSPT 3/8"	025 RGL 17	19	61	23
BSPT 1/2"	025 RGL 21	22	55	23
BSP 1/4"	025 EGL 13	19	57	23
BSP 3/8"	025 EGL 17	19	57	23
BSP 1/2"	025 EGL 21	22	51	23
M 14 x 1,5	025 EGLM 14	19	60	23
M 16 x 1,5	025 EGLM 16	19	60	23
M 18 x 1,5	025 EGLM 18	19	61	23



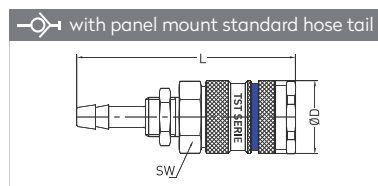
Connection	Part No.	SW	L	ØD
BSP 1/4"	025 DGL 13	19	55	23
BSP 3/8"	025 DGL 17	19	55	23
BSP 1/2"	025 DGL 21	24	57	23
M 14 x 1,5	025 DGLM 14	19	54	23
M 16 x 1,5	025 DGLM 16	19	54	23



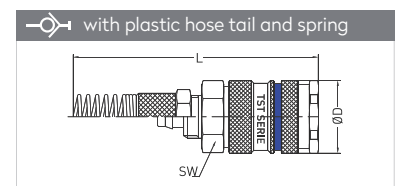
Connection	Part No.	SW	L	ØD
6 mm - 1/4"	025 HGL 06	19	71	23
8 mm - 5/16"	025 HGL 08	19	71	23
9 mm - 5/14"	025 HGL 09	19	71	23
10 mm - 3/8"	025 HGL 10	19	71	23
13 mm - 1/2"	025 HGL 13	19	71	23



Connection	Part No.	SW	L	ØD
6 x 8 mm - M 12x1	025 PGL 06	19	62	23
8 x 10 mm - M 16x1	025 PGL 08	19	65	23
9 x 12 mm - M 16x1	025 PGL 09	19	65	23

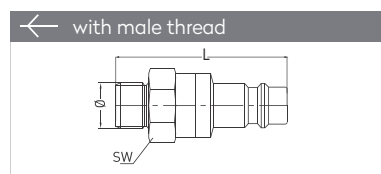


Connection	Part No.	SW	L	ØD
6 mm - M 12 x 1	025 MGL 06	19	79	23
8 mm - M 12 x 1	025 MGL 08	19	79	23
10 mm - BSP 1/4"	025 MGL 10	19	79	23

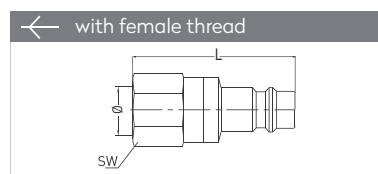


Connection	Part No.	SW	L	ØD
6 x 8 mm - M 12x1	025 YGL 06	19	152,5	23
8 x 10 mm - M 16x1	025 YGL 08	19	159,5	23
9 x 12 mm - M 16x1	025 YGL 09	19	159,5	23

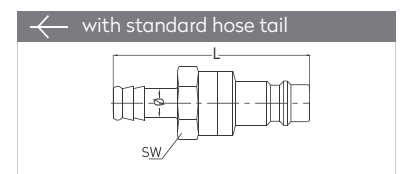
## PLUGS STECKNIPPEL



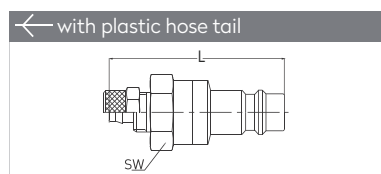
Connection	Part No.	SW	L
BSPT 1/8"	025 RUB 10	21	43,5
BSPT 1/4"	025 RUB 13	21	46,5
BSPT 3/8"	025 RUB 17	21	46,5
BSPT 1/2"	025 RUB 21	22	47
M 14 x 1,5	025 EUBM 14	21	44,5
M 16 x 1,5	025 EUBM 16	21	44,5
M 18 x 1,5	025 EUBM 18	21	44,5



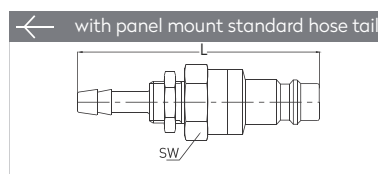
Connection	Part No.	SW	L
BSP 1/8"	025 DUB 10	21	41,5
BSP 1/4"	025 DUB 13	21	43,5
BSP 3/8"	025 DUB 17	21	43,5
BSP 1/2"	025 DUB 21	24	46
M 14 x 1,5	025 DUBM 14	21	42,5
M 16 x 1,5	025 DUBM 16	21	42,5
M 18 x 1,5	025 DUBM 18	21	42,5



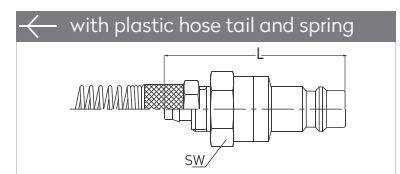
Connection	Part No.	SW	L
6 mm - 1/4"	025 HUB 06	21	57,5
8 mm - 5/16"	025 HUB 08	21	57,5
9 mm - 5/14"	025 HUB 09	21	57,5
10 mm - 3/8"	025 HUB 10	21	57,5
13 mm - 1/2"	025 HUB 13	21	57,5



Connection	Part No.	SW	L
4 x 6 mm - M 10 x 1	025 PUB 04	21	48,5
6 x 8 mm - M 12 x 1	025 PUB 06	21	48,5
8 x 10 mm - M 16 x 1	025 PUB 08	21	51,5
9 x 12 mm - M16 x 1	025 PUB 09	21	51,5



Connection	Part No.	SW	L
6 mm - M 12 x 1	025 MUB 06	21	65,5
8 mm - M 12 x 1	025 MUB 08	21	65,5
10 mm - BSP 1/4"	025 MUB 10	21	65,5



Connection	Part No.	SW	L
4 x 6 mm - M 10 x 1	025 YUB 04	21	127
6 x 8 mm - M 12 x 1	025 YUB 06	21	129
8 x 10 mm - M 16 x 1	025 YUB 08	21	146
9 x 12 mm - BSP 1/4"	025 YUB 09	21	146





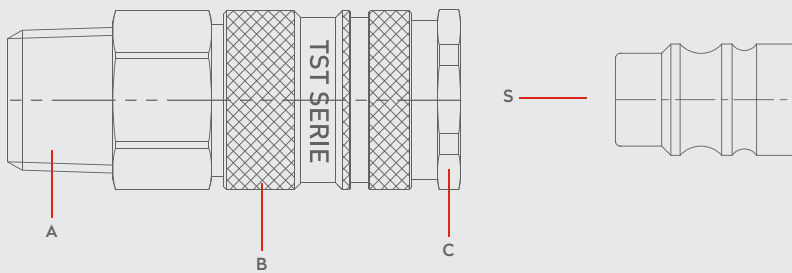
PNEUMATIC COUPLINGS  
PNEUMATISCHE KUPPLUNGEN



SERIE 025E



Materials



Material Code

- A = Brass Nickel Plated
- B = Steel Nickel Plated
- C = Brass Nickel Plated
- S = Steel Nickel Plated

0 - 35 bar  
(0-508 PSI)

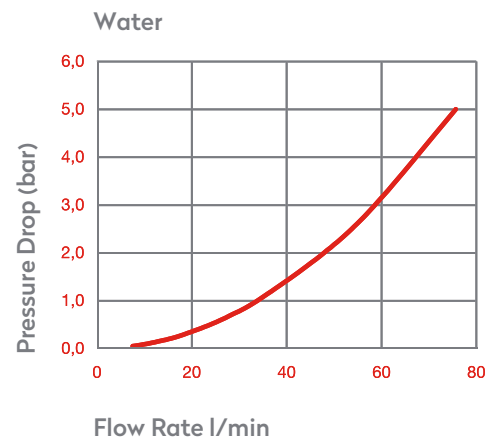
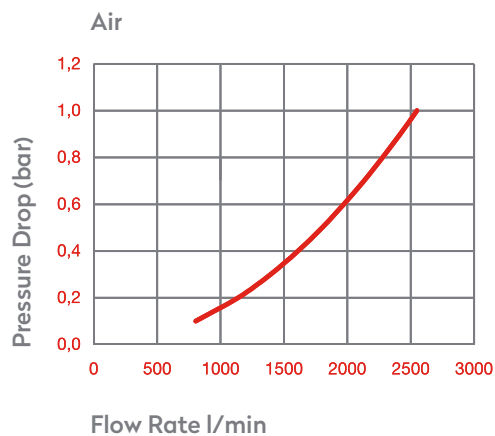
-20° to + 100°C (NBR)  
-4° to + 212°F

Shut Off Type

OM 250 - 00500  
OM 100 - 01000  
025 GC 00M

**SAFETY LOCK**

**DN 7.8 mm**

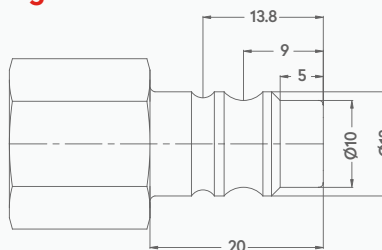


Options

**AISI303**  
Stainless Steel

025D

Plug Profile Serie 025D

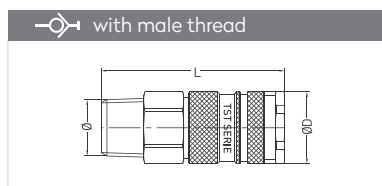


Compatible with

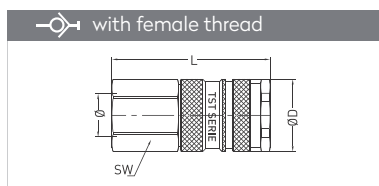
PARKER - RECTUS 25KS



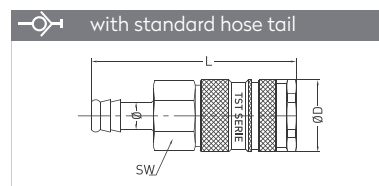
## QUICK COUPLINGS SCHNELLKUPPLUNGEN



Connection	Part No.	SW	L	ØD
BSPT 1/4"	025 RGE 13	19	59,3	23
BSPT 3/8"	025 RGE 17	19	60,3	23
BSPT 1/2"	025 RGE 21	22	54,3	23

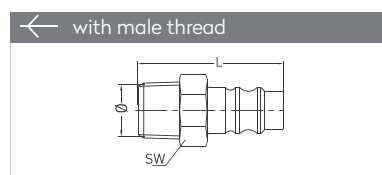


Connection	Part No.	SW	L	ØD
BSP 1/4"	025 DGE 13	19	54,3	23
BSP 3/8"	025 DGE 17	19	54,3	23
BSP 1/2"	025 DGE 21	24	56,3	23

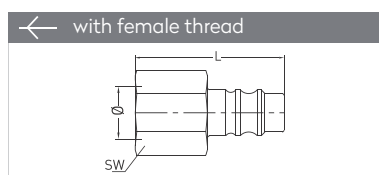


Connection	Part No.	SW	L	ØD
6 mm - 1/4"	025 HGE 06	19	70,3	23
8 mm - 5/16"	025 HGE 08	19	70,3	23
9 mm - 5/14"	025 HGE 09	19	70,3	23
10 mm - 3/8"	025 HGE 10	19	70,3	23
13 mm - 1/2"	025 HGE 13	19	70,3	23

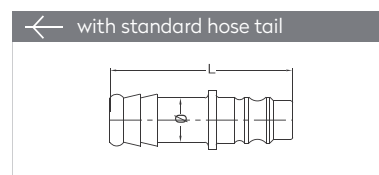
## PLUGS STECKNIPPEL



Connection	Part No.	SW	L
BSPT 1/4"	025 RUE 13	14	37
BSPT 3/8"	025 RUE 17	17	38
BSPT 1/2"	025 RUE 21	22	43



Connection	Part No.	SW	L
BSP 1/8"	025 DUE 10	14	31
BSP 1/4"	025 DUE 13	17	33
BSP 3/8"	025 DUE 17	19	33
BSP 1/2"	025 DUE 21	24	36



Connection	Part No.	L	ØD
6 mm - 1/4"	025 HUE 06	48	12
8 mm - 5/16"	025 HUE 08	48	12
9 mm - 5/14"	025 HUE 09	48	12
10 mm - 3/8"	025 HUE 10	48	12
13 mm - 1/2"	025 HUE 13	48	15



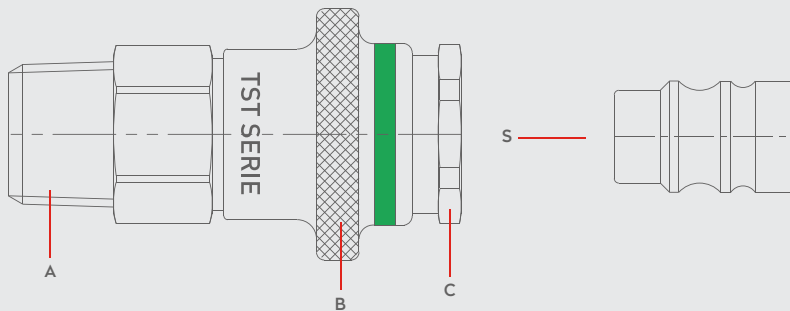
PNEUMATIC COUPLINGS  
PNEUMATISCHE KUPPLUNGEN



# SERIE 025D




### Materials




### Material Code

- A = Brass Nickel Plated
- B = Brass Nickel Plated
- C = Brass Nickel Plated
- S = Brass Nickel Plated




0 - 35 bar  
(0-508 PSI)



-20° to + 100°C (NBR)  
-4° to + 212°F

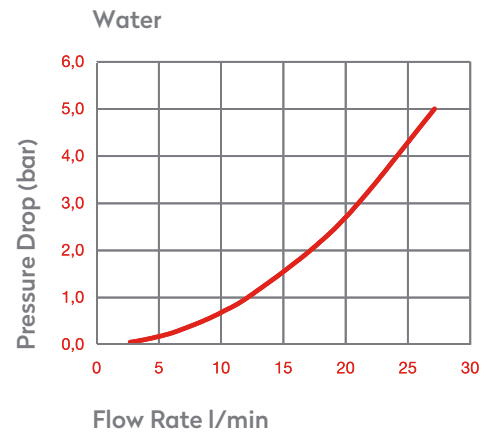
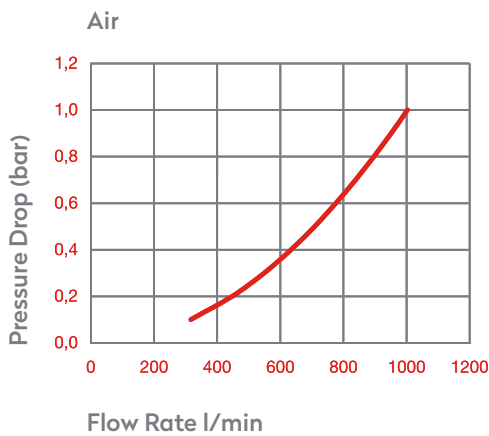
Shut Off Type




OM 250 - 00500  
OM 100 - 01000  
025GC00M

**SAFETY LOCK**

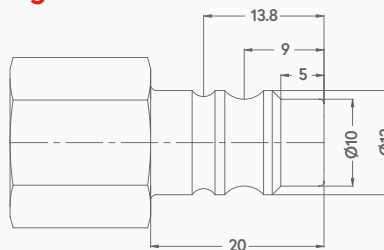
**DN 7.4 mm**



### Options

**AISI316**  
Stainless Steel

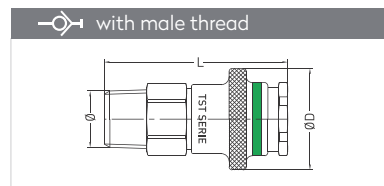
### Plug Profile Serie 025D



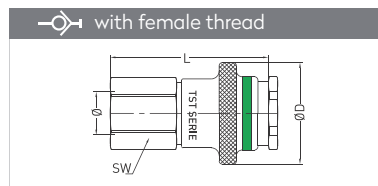
### Compatible with

PARKER - RECTUS 25KD

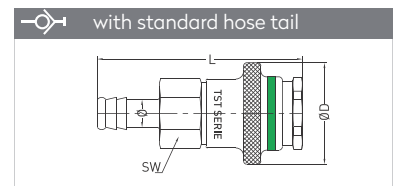
## QUICK COUPLINGS SCHNELLKUPPLUNGEN



Connection	Part No.	SW	L	ØD
BSP 1/4"	025 RGD 13	19	59,3	30
BSP 3/8"	025 RGD 17	19	60,3	30
BSP 1/2"	025 RGD 21	22	54,3	30

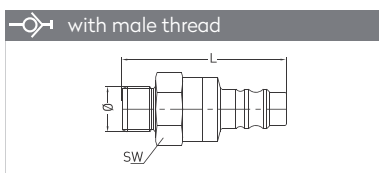


Connection	Part No.	SW	L	ØD
BSP 1/4"	025 DGD 13	19	54,3	30
BSP 3/8"	025 DGD 17	19	54,3	30
BSP 1/2"	025 DGD 21	24	56,3	30

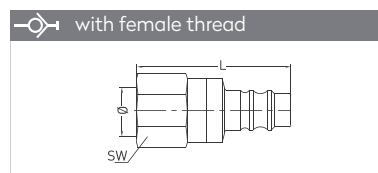


Connection	Part No.	SW	L	ØD
6 mm - 1/4"	025 HGD 06	19	70,3	30
8 mm - 5/16"	025 HGD 08	19	70,3	30
9 mm - 5/14"	025 HGD 09	19	70,3	30
10 mm - 3/8"	025 HGD 10	19	70,3	30

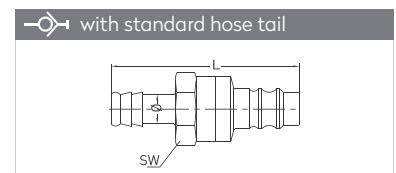
## PLUGS STECKNIPPEL



Connection	Part No.	SW	L
BSP 1/4"	025 EUD 13	21	43,5
BSP 3/8"	025 EUD 17	21	43,5
BSP 1/2"	025 EUD 21	21	46,5



Connection	Part No.	SW	L
BSP 1/4"	025 DUD 13	21	43,5
BSP 3/8"	025 DUD 17	21	43,5
BSP 1/2"	025 DUD 21	24	46




Connection	Part No.	SW	L
6 mm - 1/4"	025 HUD 06	21	57,5
8 mm - 5/16"	025 HUD 08	21	57,5
9 mm - 5/14"	025 HUD 09	21	57,5
10 mm - 3/8"	025 HUD 10	21	57,5
13 mm - 1/2"	025 HUD 13	21	57,5

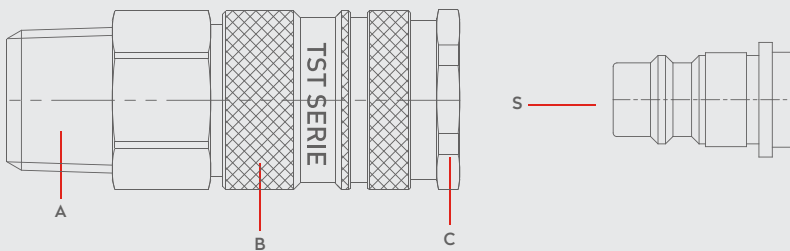


PNEUMATIC COUPLINGS  
PNEUMATISCHE KUPPLUNGEN

SERIE 025K .8




**Materials**




**Material Code**

- A = Brass Nickel Plated
- B = Steel Nickel Plated
- C = Brass Nickel Plated
- S = Brass Nickel Plated

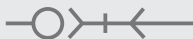


0 - 35 bar  
(0-508 PSI)



-20° to + 100°C (NBR)  
-4° to + 212°F

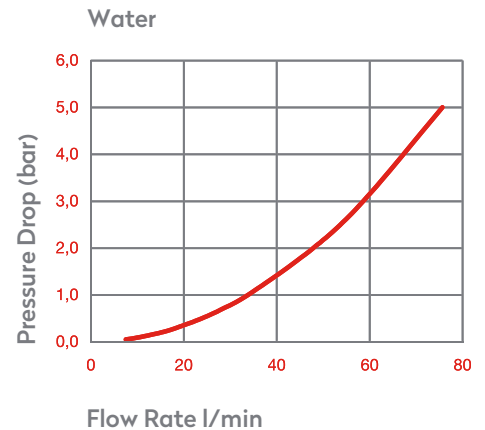
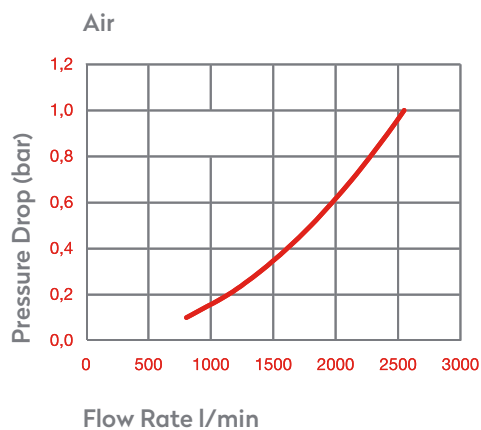
**Shut Off Type**




OM 250 - 00500  
OM 100 - 01000  
025GC00M



**DN 7.8 mm**




**Options**

FPM

EPDM

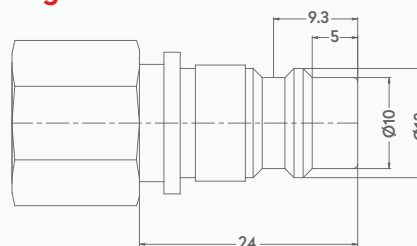
AISI303  
Stainless Steel



025KB

AISI316  
Stainless Steel

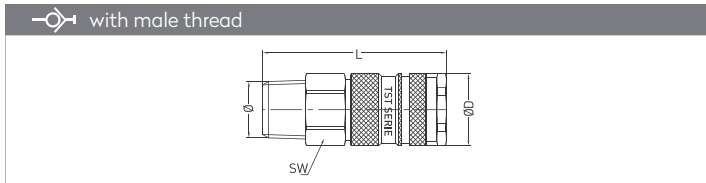
**Plug Profile Serie 025K**



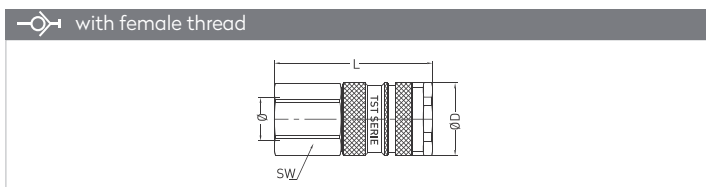
**Compatible with**

PARKER - RECTUS 25KA

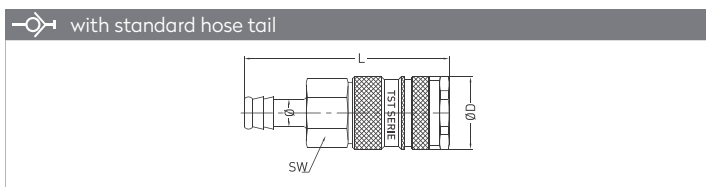
## QUICK COUPLINGS SCHNELLKUPPLUNGEN



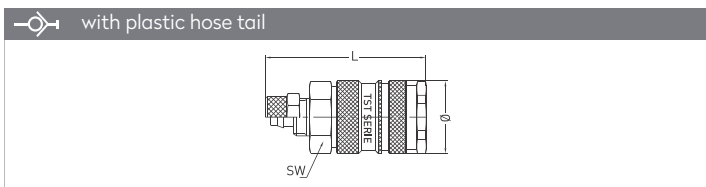
Connection	Red	Yellow	Blue	Black	Brown	Pink	Green	SW	L
BSP T 1/4"	025 RG 813	025 RG 713	025 RG 613	025 RG 513	025 RG 313	025 RG 213	025 RG 013	19	59,3
BSP T 3/8"	025 RG 817	025 RG 717	025 RG 617	025 RG 517	025 RG 317	025 RG 217	025 RG 017	19	60,3
BSP T 1/2"	025 RG 821	025 RG 721	025 RG 621	025 RG 521	025 RG 321	025 RG 221	025 RG 021	22	54,3



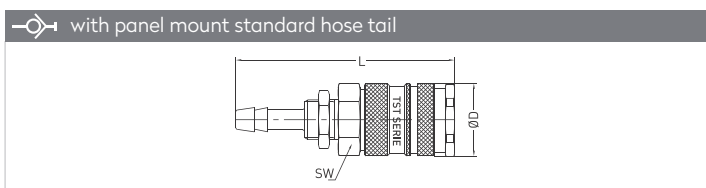
Connection	Red	Yellow	Blue	Black	Brown	Pink	Green	SW	L
BSP 1/4"	025 DG 813	025 DG 713	025 DG 613	025 DG 513	025 DG 313	025 DG 213	025 DG 013	19	54,3
BSP 3/8"	025 DG 817	025 DG 717	025 DG 617	025 DG 517	025 DG 317	025 DG 217	025 DG 017	19	54,3
BSP 1/2"	025 DG 821	025 DG 721	025 DG 621	025 DG 521	025 DG 321	025 DG 221	025 DG 021	24	56,3



Connection	Red	Yellow	Blue	Black	Brown	Pink	Green	SW	L
∅ 6 - 1/4"	025 HG 806	025 HG 706	025 HG 606	025 HG 506	025 HG 306	025 HG 206	025 HG 006	19	70,3
∅ 9 - 5/14"	025 HG 809	025 HG 709	025 HG 609	025 HG 509	025 HG 309	025 HG 209	025 HG 009	19	70,3
∅ 13 - 1/2"	025 HG 813	025 HG 713	025 HG 613	025 HG 513	025 HG 313	025 HG 213	025 HG 013	19	70,3

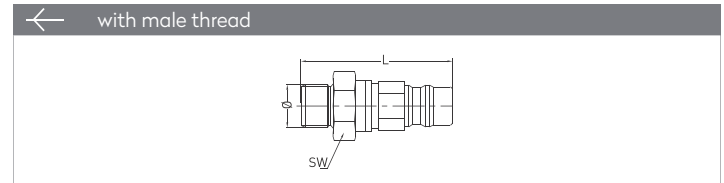


Connection	Red	Yellow	Blue	Black	Brown	Pink	Green	SW	L
6 x 8 M 12x1	025 PG 806	025 PG 706	025 PG 606	025 PG 506	025 PG 306	025 PG 206	025 PG 006	19	61,3
8 x 10 M 16x1	025 PG 808	025 PG 708	025 PG 608	025 PG 508	025 PG 308	025 PG 208	025 PG 008	19	64,3
10 x 12 M 16x1	025 PG 810	025 PG 710	025 PG 610	025 PG 510	025 PG 310	025 PG 210	025 PG 010	19	65

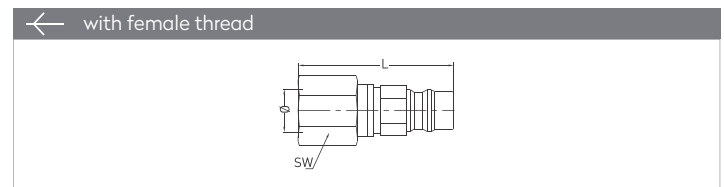


Connection	Red	Yellow	Blue	Black	Brown	Pink	Green	SW	L
∅ 6 M 12x1	025 MG 806	025 MG 706	025 MG 606	025 MG 506	025 MG 306	025 MG 206	025 MG 006	19	78,3
∅ 8 M 16x1	025 MG 808	025 MG 708	025 MG 608	025 MG 508	025 MG 308	025 MG 208	025 MG 008	19	78,3
∅ 10 BSP 1/4"	025 MG 810	025 MG 710	025 MG 610	025 MG 510	025 MG 310	025 MG 210	025 MG 010	19	78,3

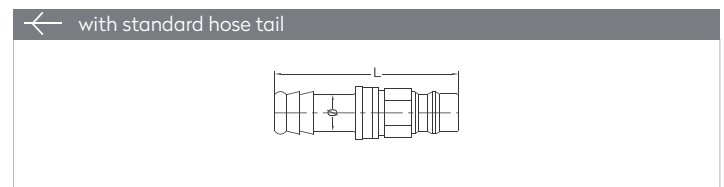
## PLUGS STECKNIPPEL



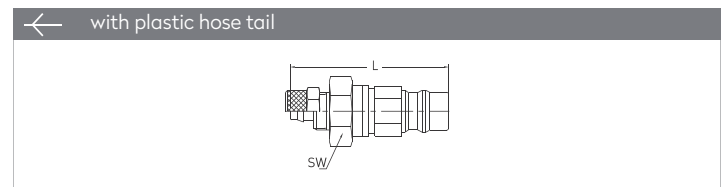
Connection	Red	Yellow	Blue	Black	Brown	Pink	Green	SW	L
BSP 1/4"	025 EU 813	025 EU 713	025 EU 613	025 EU 513	025 EU 313	025 EU 213	025 EU 013	17	38
BSP 3/8"	025 EU 817	025 EU 717	025 EU 617	025 EU 517	025 EU 317	025 EU 217	025 EU 017	19	38
BSP 1/2"	025 EU 821	025 EU 721	025 EU 621	025 EU 521	025 EU 321	025 EU 221	025 EU 021	22	41



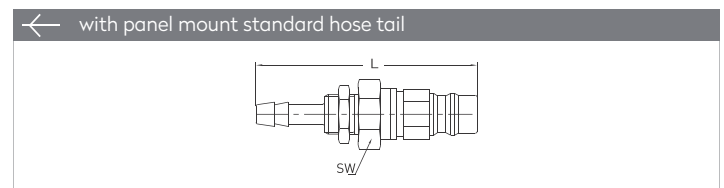
Connection	Red	Yellow	Blue	Black	Brown	Pink	Green	SW	L
BSP 1/4"	025 DU 813	025 DU 713	025 DU 613	025 DU 513	025 DU 313	025 DU 213	025 DU 013	17	36,5
BSP 3/8"	025 DU 817	025 DU 717	025 DU 617	025 DU 517	025 DU 317	025 DU 217	025 DU 017	19	36,5



Connection	Red	Yellow	Blue	Black	Brown	Pink	Green	SW	L
∅ 6 - 1/4"	025 HU 806	025 HU 706	025 HU 606	025 HU 506	025 HU 306	025 HU 206	025 HU 006	19	49
∅ 9 - 5/14"	025 HU 809	025 HU 709	025 HU 609	025 HU 509	025 HU 309	025 HU 209	025 HU 008	19	49
∅ 13 - 1/2"	025 HU 813	025 HU 713	025 HU 613	025 HU 513	025 HU 313	025 HU 213	025 HU 013	19	49



Connection	Red	Yellow	Blue	Black	Brown	Pink	Green	SW	L
6 x 8 M 12x1	025 PU 806	025 PU 706	025 PU 606	025 PU 506	025 PU 306	025 PU 206	025 PU 006	17	43
8 x 10 M 16x1	025 PU 808	025 PU 708	025 PU 608	025 PU 508	025 PU 308	025 PU 208	025 PU 008	17	43




Connection	Red	Yellow	Blue	Black	Brown	Pink	Green	SW	L
∅ 6 M 14x1	025 MU 806	025 MU 706	025 MU 606	025 MU 506	025 MU 306	025 MU 206	025 MU 006	17	60
∅ 9 M 14x1	025 MU 808	025 MU 708	025 MU 608	025 MU 508	025 MU 308	025 MU 208	025 MU 008	17	60
∅ 13 M 16x1	025 MU 813	025 MU 713	025 MU 613	025 MU 513	025 MU 313	025 MU 213	025 MU 013	19	60

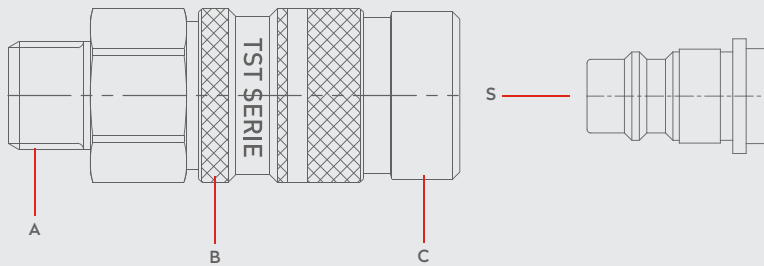


PNEUMATIC COUPLINGS  
PNEUMATISCHE KUPPLUNGEN

# SERIE 025KB<sup>4</sup>




### Materials




### Material Code

- A = Brass Nickel Plated
- B = Steel Nickel Plated
- C = Brass Nickel Plated
- S = Brass Nickel Plated




0 - 35 bar  
(0-508 PSI)



-20° to + 100°C (NBR)  
-4° to + 212°F

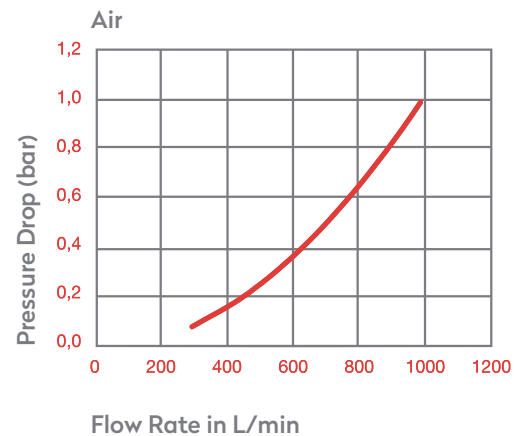
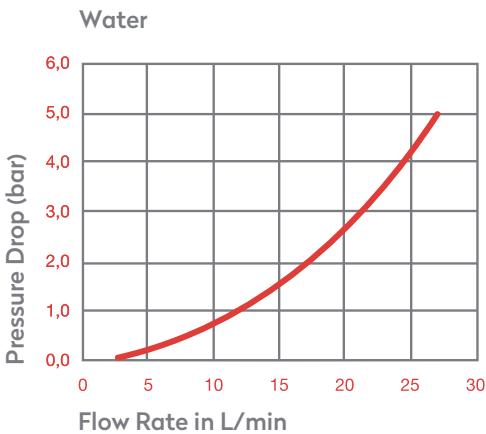
Shut Off Type




OM 100 - 01000  
OM 250 - 00500  
025 GV 00M



DN **7.4 mm**



### Options

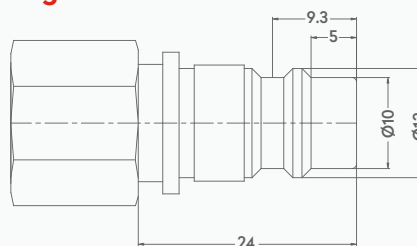
FPM

EPDM

AISI303  
Stainless Steel

AISI316  
Stainless Steel

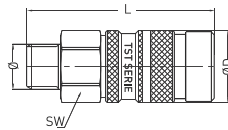
### Plug Profile Serie 025K



### Compatible with

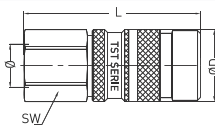
## QUICK COUPLINGS SCHNELLKUPPLUNGEN

with male thread



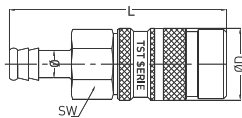
Connection	Red	Yellow	Blue	Black	Brown	Pink	Green	SW	L
BSP T 1/4"	025 RGB 813	025 RGB 713	025 RGB 613	025 RGB 513	025 RGB 313	025 RGB 213	025 RGB 013	19	65,8
BSP T 3/8"	025 RGB 817	025 RGB 717	025 RGB 617	025 RGB 517	025 RGB 317	025 RGB 217	025 RGB 017	19	66,8
BSP T 1/2"	025 RGB 821	025 RGB 721	025 RGB 621	025 RGB 521	025 RGB 321	025 RGB 221	025 RGB 021	22	60,8

with female thread



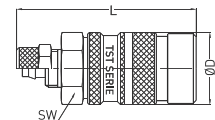
Connection	Red	Yellow	Blue	Black	Brown	Pink	Green	SW	L
BSP 1/4"	025 DGB 813	025 DGB 713	025 DGB 613	025 DGB 513	025 DGB 313	025 DGB 213	025 DGB 013	19	60,8
BSP 3/8"	025 DGB 817	025 DGB 717	025 DGB 617	025 DGB 517	025 DGB 317	025 DGB 217	025 DGB 017	19	60,8
BSP 1/2"	025 DGB 821	025 DGB 721	025 DGB 621	025 DGB 521	025 DGB 321	025 DGB 221	025 DGB 021	24	62,8

with standard hose tail



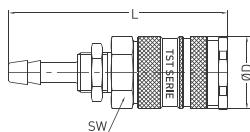
Connection	Red	Yellow	Blue	Black	Brown	Pink	Green	SW	L
Ø 6 - 1/4"	025 HGB 806	025 HGB 706	025 HGB 606	025 HGB 506	025 HGB 306	025 HGB 206	025 HGB 006	19	76,8
Ø 9 - 5/14"	025 HGB 809	025 HGB 709	025 HGB 609	025 HGB 509	025 HGB 309	025 HGB 209	025 HGB 009	19	76,8
Ø 13 - 1/2"	025 HGB 813	025 HGB 713	025 HGB 613	025 HGB 513	025 HGB 313	025 HGB 213	025 HGB 013	19	76,8

with plastic hose tail



Connection	Red	Yellow	Blue	Black	Brown	Pink	Green	SW	L
6 x 8 M 12x1	025 PGB 806	025 PGB 706	025 PGB 606	025 PGB 506	025 PGB 306	025 PGB 206	025 PGB 006	19	67,8
8 x 10 M 16x1	025 PGB 808	025 PGB 708	025 PGB 608	025 PGB 508	025 PGB 308	025 PGB 208	025 PGB 008	19	70,8
10 x 12 M 16x1	025 PGB 810	025 PGB 710	025 PGB 610	025 PGB 510	025 PGB 310	025 PGB 210	025 PGB 010	19	72

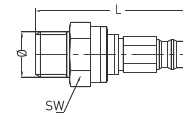
with panel mount standard hose tail



Connection	Red	Yellow	Blue	Black	Brown	Pink	Green	SW	L
Ø 6 M 12x1	025 MGB 806	025 MGB 706	025 MGB 606	025 MGB 506	025 MGB 306	025 MGB 206	025 MGB 006	19	84,8
Ø 8 M 12x1	025 MGB 808	025 MGB 708	025 MGB 608	025 MGB 508	025 MGB 308	025 MGB 208	025 MGB 008	19	84,8
Ø 10 BSP 1/4"	025 MGB 810	025 MGB 710	025 MGB 610	025 MGB 510	025 MGB 310	025 MGB 210	025 MGB 010	19	84,8

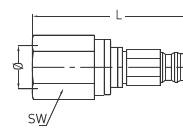
## PLUGS STECKNIPPEL

with male thread



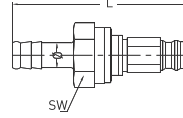
Connection	Red	Yellow	Blue	Black	Brown	Pink	Green	SW	L
BSP 1/4"	025 EUB 813	025 EUB 713	025 EUB 613	025 EUB 513	025 EUB 313	025 EUB 213	025 EUB 013	21	54
BSP 3/8"	025 EUB 817	025 EUB 717	025 EUB 617	025 EUB 517	025 EUB 317	025 EUB 217	025 EUB 017	21	54

with female thread



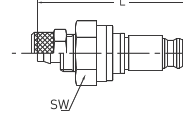
Connection	Red	Yellow	Blue	Black	Brown	Pink	Green	SW	L
BSP 1/4"	025 DUB 813	025 DUB 713	025 DUB 613	025 DUB 513	025 DUB 313	025 DUB 213	025 DUB 013	21	54
BSP 3/8"	025 DUB 817	025 DUB 717	025 DUB 617	025 DUB 517	025 DUB 317	025 DUB 217	025 DUB 017	21	54

with standard hose tail



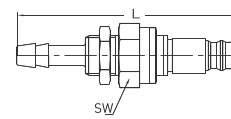
Connection	Red	Yellow	Blue	Black	Brown	Pink	Green	SW	L
Ø 6 - 1/4"	025 HUB 806	025 HUB 706	025 HUB 606	025 HUB 506	025 HUB 306	025 HUB 206	025 HUB 006	21	68
Ø 9 - 5/14"	025 HUB 809	025 HUB 709	025 HUB 609	025 HUB 509	025 HUB 309	025 HUB 209	025 HUB 009	21	68
Ø 13 - 1/2"	025 HUB 813	025 HUB 713	025 HUB 613	025 HUB 513	025 HUB 313	025 HUB 213	025 HUB 013	21	68

with plastic hose tail



Connection	Red	Yellow	Blue	Black	Brown	Pink	Green	SW	L
6 x 8 M 12x1	025 PUB 806	025 PUB 706	025 PUB 606	025 PUB 506	025 PUB 306	025 PUB 206	025 PUB 006	21	59
8 x 10 M 16x1	025 PUB 808	025 PUB 708	025 PUB 608	025 PUB 508	025 PUB 308	025 PUB 208	025 PUB 008	21	62

with panel mount standard hose tail



Connection	Red	Yellow	Blue	Black	Brown	Pink	Green	SW	L
Ø 6 M 12x1	025 MUB 806	025 MUB 706	025 MUB 606	025 MUB 506	025 MUB 306	025 MUB 206	025 MUB 006	21	76
Ø 9 M 14x1	025 MUB 809	025 MUB 709	025 MUB 609	025 MUB 509	025 MUB 309	025 MUB 209	025 MUB 009	21	76
Ø 13 M 16x1	025 MUB 813	025 MUB 713	025 MUB 613	025 MUB 513	025 MUB 313	025 MUB 213	025 MUB 013	21	82



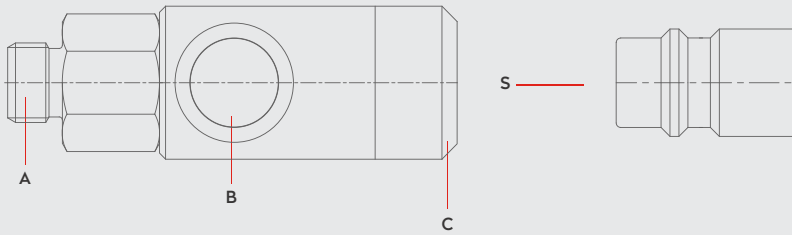


PNEUMATIC COUPLINGS  
PNEUMATISCHE KUPPLUNGEN



# SERIE 025S.08

### Materials



### Material Code

- A = Brass Nickel Plated
- B = Steel Zinc Plated
- C = Aluminium
- S = Steel Zinc Plated

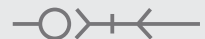


0 - 12 bar  
(0-174 PSI)



-20° to + 100°C (NBR)  
-4° to + 212°F

### Shut Off Type

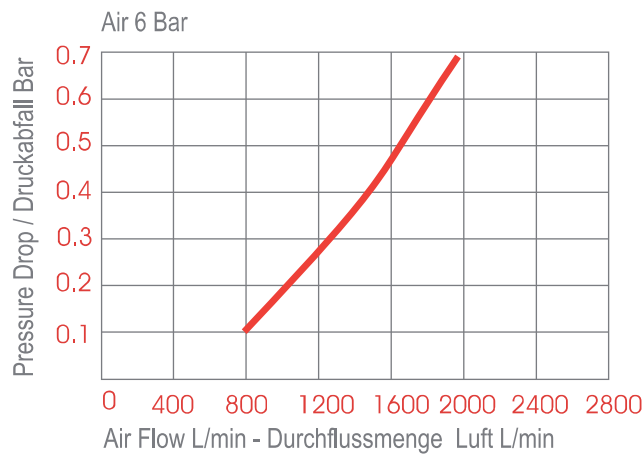


- OM 190 - 00580
- OM 178 - 00925
- OM 178 - 00975

**2 - STAGE**  
**ISO 4414**

**DN**

**7.4 mm**



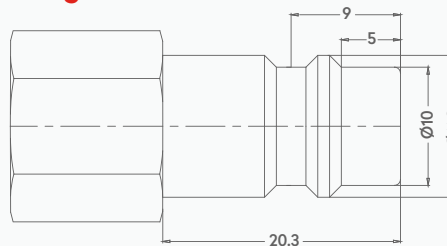
### Options

**SWING**  
C Serie

**SWIVEL**  
NEW

**AISI303**  
NEW  
Stainless Steel

### Plug Profile Serie 025S.08



### Compatible with

- TST 026
- PARKER - RECTUS 25, 26
- CEJN 320
- JWL 520, 530
- PARKER PEF
- LEGRIS

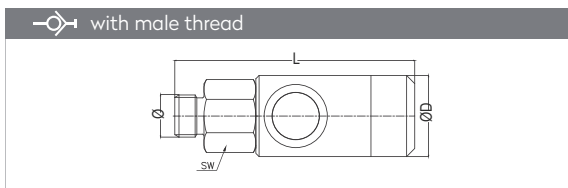


ISO 4414  
Euro Profile

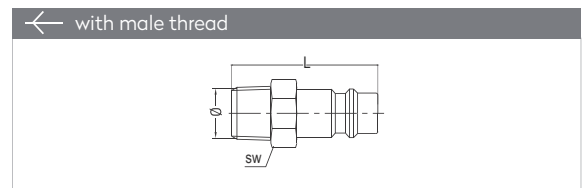
# SERIE 025S.08

## QUICK COUPLINGS SCHNELLKUPPLUNGEN

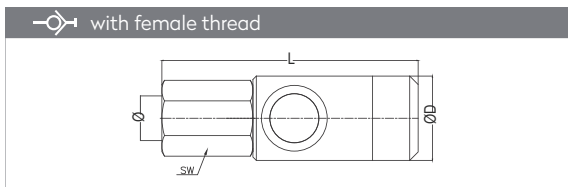
## PLUGS STECKNIPPEL



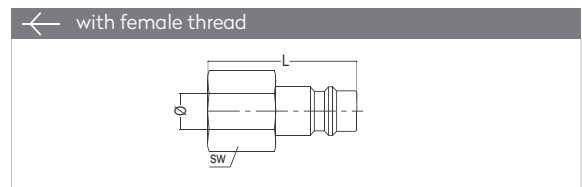
Connection	Part No.	SW	L	ØD
BSPT 1/4"	025S.08 EG 13	20	69,3	26
BSPT 3/8"	025S.08 EG 17	20	68,3	26
BSPT 1/2"	025S.08 EG 21	25	70,3	26



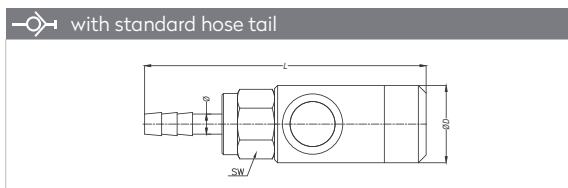
Connection	Part No.	SW	L
BSPT 1/8"	025 RU 10	13	33
BSPT 1/4"	025 RU 13	14	37
BSPT 3/8"	025 RU 17	17	37
BSPT 1/2"	025 RU 21	22	43
M 14 x 1,5	025 EUM 14	17	33
M 16 x 1,5	025 EUM 16	17	33
M 18 x 1,5	025 EUM 18	21	38



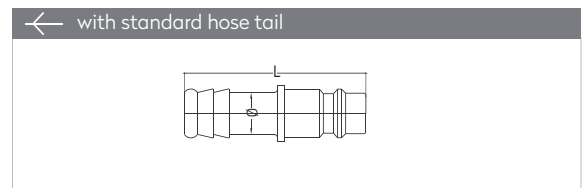
Connection	Part No.	SW	L	ØD
BSP 1/4"	025S.08 DG 13	20	67,8	26
BSP 3/8"	025S.08 DG 17	20	72,3	26
BSP 1/2"	025S.08 DG 21	25	74,3	26



Connection	Part No.	SW	L
BSPT 1/8"	025 DU 10	14	32
BSPT 1/4"	025 DU 13	17	33
BSPT 3/8"	025 DU 17	19	33
BSPT 1/2"	025 DU 21	24	36
M 14 x 1,5	025 DUM 14	17	33
M 16 x 1,5	025 DUM 16	19	33
M 18 x 1,5	025 DUM 18	22	33



Connection	Part No.	SW	L	ØD
Ø 6 - 1/4"	025S.08 HG 06	20	83,6	26
Ø 8 - 5/16"	025S.08 HG 08	20	83,6	26
Ø 10 - 3/8"	025S.08 HG 10	20	83,6	26



Connection	Part No.	L
6 mm - 1/4"	025 HU 06	46
8 mm - 5/16"	025 HU 08	46
9 mm - 5/14"	025 HU 09	46
10 mm - 3/8"	025 HU 10	48
13 mm - 1/2"	025 HU 13	48
16 mm - 5/8"	025 HU 16	48



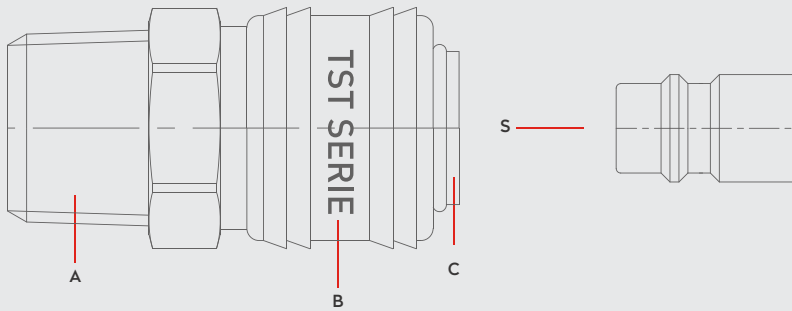
PNEUMATIC COUPLINGS  
PNEUMATISCHE KUPPLUNGEN

SERIE 026

DN 7.2




Materials




Material Code

- A = Brass
- B = Brass
- C = Brass
- S = Brass



0 - 35 bar  
(0-508 PSI)



-20° to + 100°C (NBR)  
-4° to + 212°F

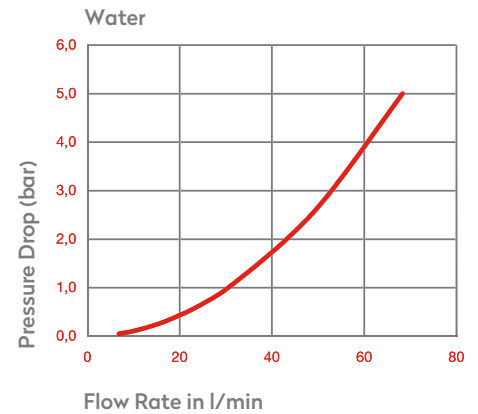
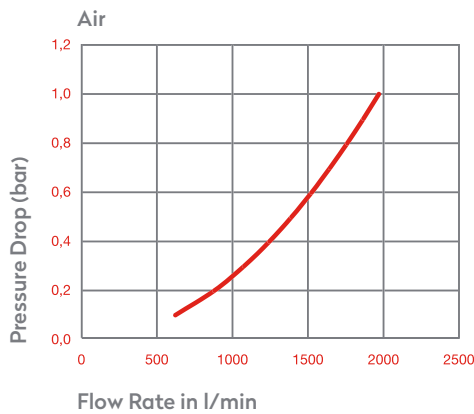
Shut Off Type




OM 262 - 00990  
OM 200 - 00650

FLOW 1000 lt/min

DN 7.2 mm




Options

FPM

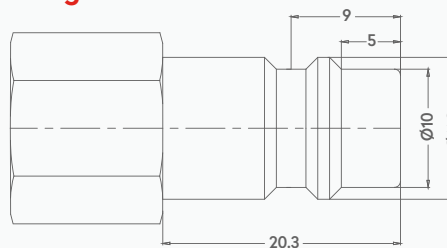
NICKEL

2 STAGE  
026S

SWING  
C Series

  
026B

Plug Profile Serie 026

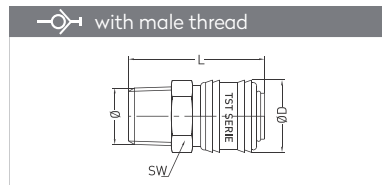


Compatible with

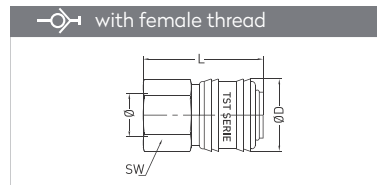
- TST SWING COUPLING C
- TST 025
- PARKER - RECTUS 25
- CEJN 320
- JWL 520, 530
- PARKER PE



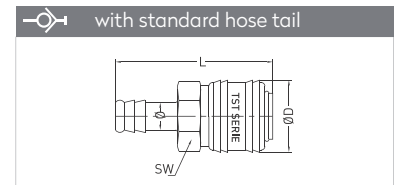
## QUICK COUPLINGS SCHNELLKUPPLUNGEN



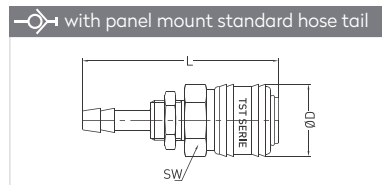
Connection	Part No.	SW	L	ØD
BSP T 1/4"	026 RG 13	21	44,3	24,7
BSP T 3/8"	026 RG 17	21	44,3	24,7
BSP T 1/2"	026 RG 21	22	44,8	24,7
BSP 1/4"	026 EG 13	21	41,3	24,7
BSP 3/8"	026 EG 17	21	41,3	24,7
BSP 1/2"	026 EG 21	21	44,3	24,7
M 14 x 1,5	026 EGM 14	21	42,3	24,7
M 16 x 1,5	026 EGM 16	21	42,3	24,7
M 18 x 1,5	026 EGM 18	21	42,3	24,7



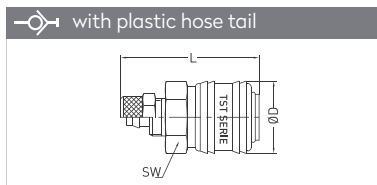
Connection	Part No.	SW	L	ØD
BSP 1/8"	026 DG 10	21	39,3	24,7
BSP 1/4"	026 DG 13	21	41,3	24,7
BSP 3/8"	026 DG 17	21	41,3	24,7
BSP 1/2"	026 DG 21	24	43,8	24,7
M 14 x 1,5	026 DGM 14	21	40,3	24,7
M 16 x 1,5	026 DGM 16	21	40,3	24,7
M 18 x 1,5	026 DGM 18	21	40,3	24,7



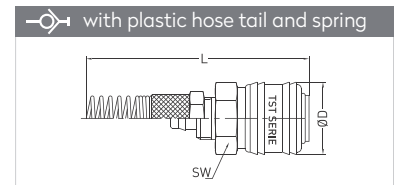
Connection	Part No.	SW	L	ØD
6 mm - 1/4"	026 HG 06	21	55,3	24,7
8 mm - 5/16"	026 HG 08	21	55,3	24,7
9 mm - 5/14"	026 HG 09	21	55,3	24,7
10 mm - 3/8"	026 HG 10	21	55,3	24,7
13 mm - 1/2"	026 HG 13	21	55,3	24,7



Connection	Part No.	SW	L	ØD
6 mm - M 12x1	026 MG 06	21	63,3	24,7
8 mm - M 12x1	026 MG 08	21	63,3	24,7
10 mm - BSP 1/4"	026 MG 10	21	63,3	24,7

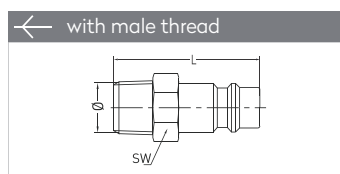


Connection	Part No.	SW	L	ØD
6 x 8 mm - M 12x1	026 PG 06	21	46,3	24,7
8 x 10 mm - M 16x1	026 PG 08	21	49,3	24,7
9 x 12 mm - M 16x1	026 PG 09	21	49,3	24,7

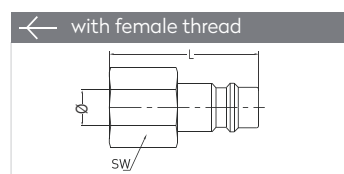


Connection	Part No.	SW	L	ØD
6 x 8 mm - M 12x1	026 YG 06	21	126,8	24,7
8 x 10 mm - M 16x1	026 YG 08	21	143,8	24,7
9 x 12 mm - M 16x1	026 YG 09	21	143,8	24,7

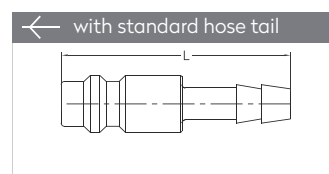
## PLUGS STECKNIPPEL



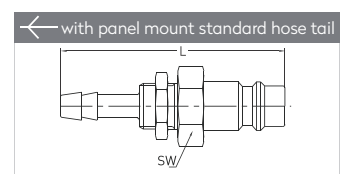
Connection	Part No.	SW	L
BSP 1/8"	026 EU 10	13	31
BSP 1/4"	026 EU 13	14	33
BSP 3/8"	026 EU 17	17	33
BSP 1/2"	026 EU 21	22	36
M 14 x 1,5	026 EUM 14	17	35
M 16 x 1,5	026 EUM 16	17	36
M 18 x 1,5	026 EUM 18	19	37



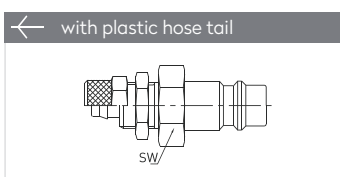
Connection	Part No.	SW	L
BSP 1/8"	026 DU 10	14	30
BSP 1/4"	026 DU 13	17	33
BSP 3/8"	026 DU 17	19	33
BSP 1/2"	026 DU 21	24	36
M 14 x 1,25	026 DUM 14x1,25	17	33
M 14 x 1,5	026 DUM 14	17	33
M 16 x 1,5	026 DUM 16	19	33
M 18 x 1,5	026 DUM 18	21	34



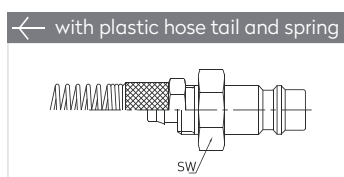
Connection	Part No.	L
6 mm - 1/4"	026 HU 06	46
8 mm - 5/16"	026 HU 08	46
9 mm - 5/14"	026 HU 09	46
10 mm - 3/8"	026 HU 10	46
13 mm - 1/2"	026 HU 13	48



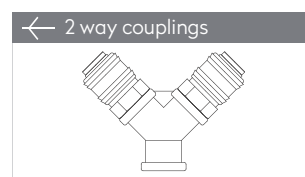
Connection	Part No.	SW	L
6 mm - M 12x1	026 MU 06	14	56
8 mm - M 12x1	026 MU 08	14	56
10 mm - M 14x1	026 MU 10	16	56



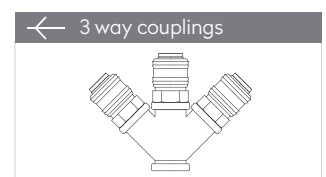
Connection	Part No.	ØD	L
4 x 6 mm - M 10x1	026 PU 04	12	33
6 x 8 mm - M 12x1	026 PU 06	12	33
8 x 10 mm - M 16x1	026 PU 08	17	42
9 x 12 mm - M 16x1	026 PU 09	17	42



Connection	Part No.	ØD	L
4 x 6 mm - M 10x1	026 YU 04	12	111,5
6 x 8 mm - M 12x1	026 YU 06	12	116,5
8 x 10 mm - M 16x1	026 YU 08	17	137,5
9 x 12 mm - M 16x1	026 YU 09	17	137,5



Connection	Part No.
BSP 3/8"	026 2G 17
BSP 1/2"	026 2G 21



Connection	Part No.
BSP 3/8"	026 3G 17
BSP 1/2"	026 3G 21

## MULTIPLE OUTLET VERTEILER

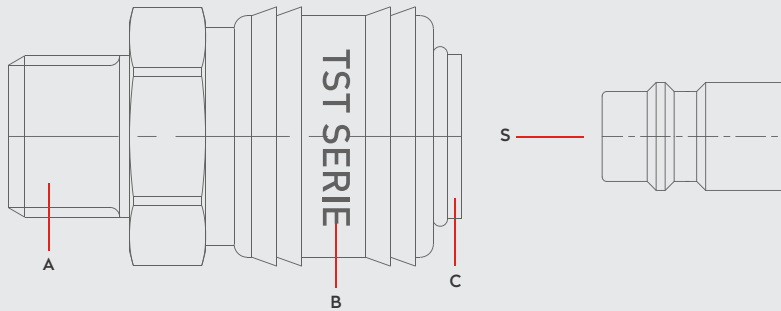


PNEUMATIC COUPLINGS  
PNEUMATISCHE KUPPLUNGEN

SERIE 026B



Materials



Material Code

- A = Brass
- B = Brass
- C = Brass
- S = Brass

0 - 35 bar  
(0-508 PSI)

-20° to + 100°C (NBR)  
-4° to + 212°F

Shut Off Type

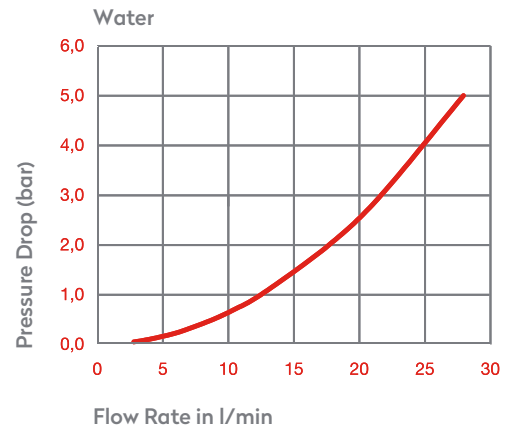
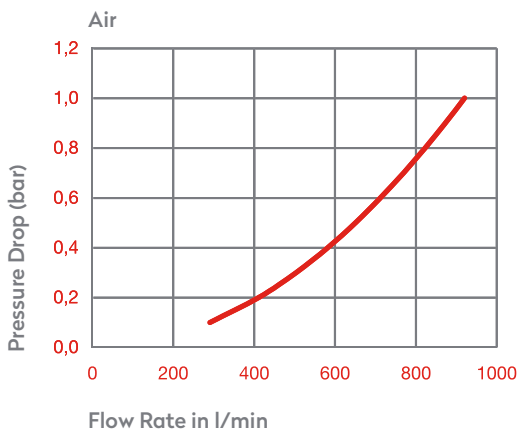
OM 262 - 00990  
OM 200 - 00650

FLOW

700 lt/min

DN

7.2 mm

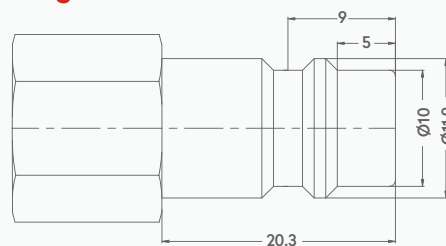


Options

FPM

NICKEL

Plug Profile Serie 026B

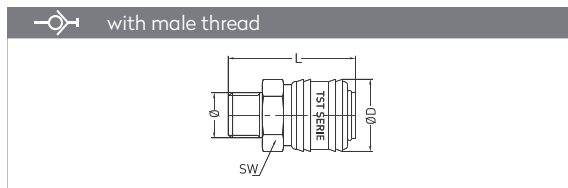


Compatible with

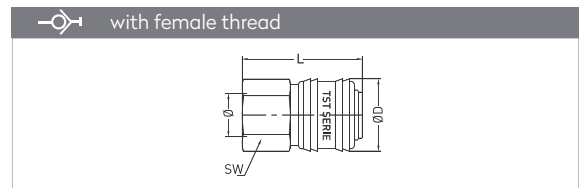
- TST 025B
- PARKER - RECTUS 25KB, 26KB



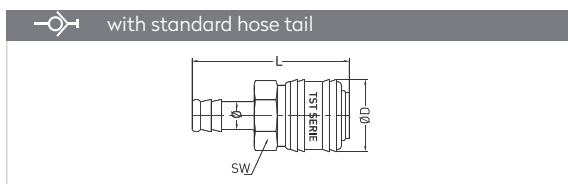
## QUICK COUPLINGS SCHNELLKUPPLUNGEN



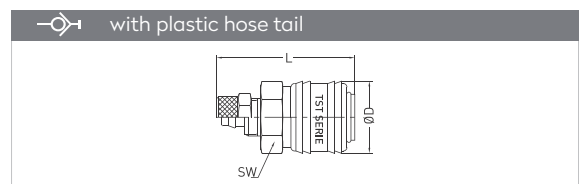
Connection	Part No.	SW	L	ØD
BSP 1/8"	026 EGB 10	21	40,3	24,7
BSP 1/4"	026 EGB 13	21	41,3	24,7
BSP 3/8"	026 EGB 17	21	41,3	24,7
BSP 1/2"	026 EGB 21	21	44,3	24,7
M 14 x 1,5	026 EGBM 14	21	42,3	24,7
M 16 x 1,5	026 EGBM 16	21	42,3	24,7
M 18 x 1,5	026 EGBM 18	21	42,3	24,7



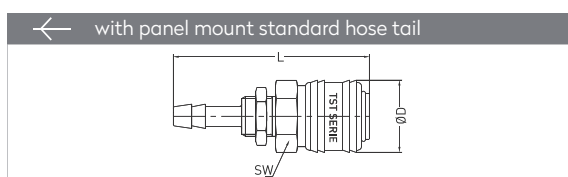
Connection	Part No.	SW	L	ØD
BSP 1/8"	026 DGB 10	21	39,3	24,7
BSP 1/4"	026 DGB 13	21	41,3	24,7
BSP 3/8"	026 DGB 17	21	41,3	24,7
BSP 1/2"	026 DGB 21	24	43,8	24,7
M 14 x 1,5	026 DGBM 14	21	40,3	24,7
M 16 x 1,5	026 DGBM 16	21	40,3	24,7
M 18 x 1,5	026 DGBM 18	21	40,3	24,7



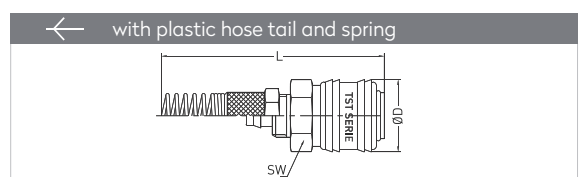
Connection	Part No.	SW	L	ØD
6 mm - 1/4"	026 HGB 06	21	55,3	24,7
8 mm - 5/16"	026 HGB 08	21	55,3	24,7
9 mm - 5/14"	026 HGB 09	21	55,3	24,7
10 mm - 3/8"	026 HGB 10	21	55,3	24,7
13 mm - 1/2"	026 HGB 13	21	55,3	24,7



Connection	Part No.	SW	L	ØD
6 x 8 mm - M 12 x 1	026 PGB 06	21	46,3	24,7
8 x 10 mm - M 16 x 1	026 PGB 08	21	49,3	24,7
9 x 12 mm - M 16 x 1	026 PGB 09	21	49,3	24,7



Connection	Part No.	SW	L	ØD
6 mm - M 12 x 1	026 MGB 06	21	63,3	24,7
8 mm - M 12 x 1	026 MGB 08	21	63,3	24,7
10 mm - BSP 1/4"	026 MGB 10	21	63,3	24,7



Connection	Part No.	SW	L	ØD
6 x 8 mm - M 12 x 1	026 YGB 06	21	126,8	24,7
8 x 10 mm - M 16 x 1	026 YGB 08	21	143,8	24,7
9 x 12 mm - M 16 x 1	026 YGB 09	21	143,8	24,7

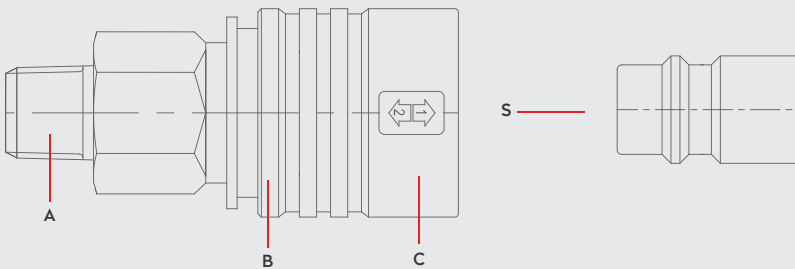


# SERIE 026S

# DN 7.8



### Materials



### Material Code

- A = Steel Zinc Plated
- B = Plastic
- C = Brass Nickel Plated
- S = Steel Nickel Plated

0 - 12 bar  
(0-174 PSI)

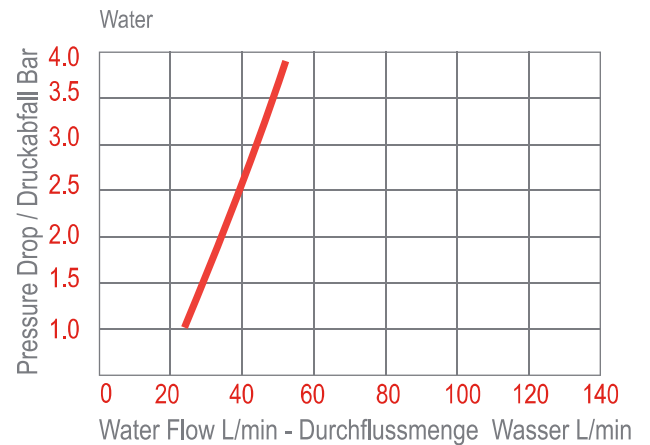
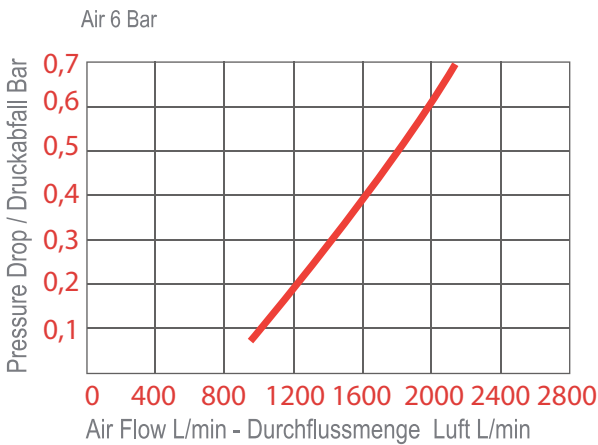
-20° to + 100°C (NBR)  
-4° to + 212°F

Shut Off Type

OM 200 - 00700  
OM 100 - 01200  
OM 200 - 00900  
OM 178 - 00975

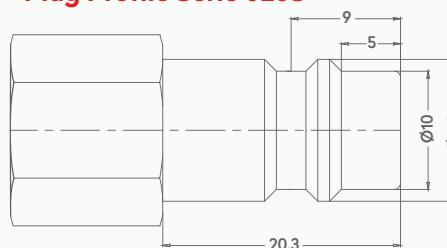
**2 - STAGE**  
**ISO 4414**

**DN 7.8 mm**



### Options

### Plug Profile Serie 026S



### Compatible with

TST	025
PARKER - RECTUS	25, 26
CEJN	320

PNEUMATIC COUPLINGS  
 PNEUMATISCHE KUPPLUNGEN

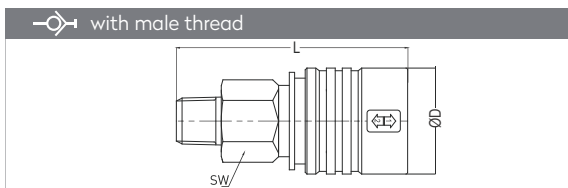
ISO 4414

Euro Profile - DN7.2

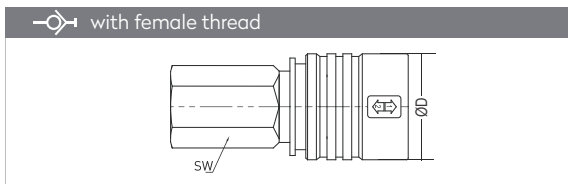
## SERIE 026S



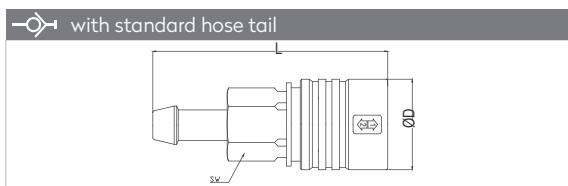
## QUICK COUPLINGS SCHNELLKUPPLUNGEN



Connection	Part No.	SW	L	ØD
BSPT 1/4"	026 RGS 13	21	59,5	30
BSPT 3/8"	026 RGS 17	21	61	30
BSPT 1/2"	026 RGS 21	24	65	30
BSP 1/4"	026 EGS 13	21	56,5	30
BSP 3/8"	026 EGS 17	21	56,5	30
BSP 1/2"	026 EGS 21	24	59,5	30
NPT 1/4"	026 TGS 13	21	59,5	30
NPT 3/8"	026 TGS 17	21	61	30
NPT 1/2"	026 TGS 21	24	65	30

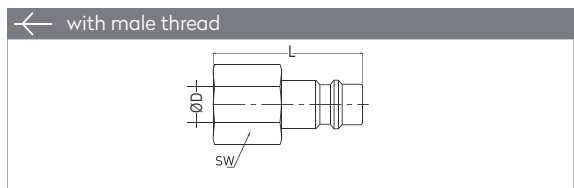


Connection	Part No.	SW	L	ØD
BSP 1/4"	026 DGS 13	21	60	30
BSP 3/8"	026 DGS 17	21	60	30
BSP 1/2"	026 DGS 21	24	62	30
NPT 1/4"	026 NGS 13	21	63	30
NPT 3/8"	026 NGS 17	21	64	30
NPT 1/2"	026 NGS 21	24	67	30

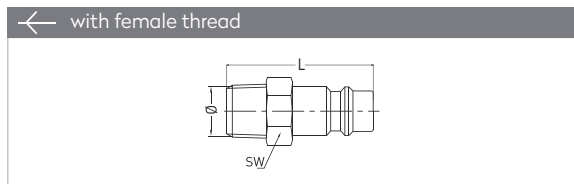


Connection	Part No.	SW	L	ØD
Ø 6 - 1/4"	026 HGS 06	21	72	30
Ø 8 - 5/16"	026 HGS 08	21	72	30
Ø 10 - 3/8"	026 HGS 10	21	72	30
Ø 13 - 1/2"	026 HGS 13	21	72	30

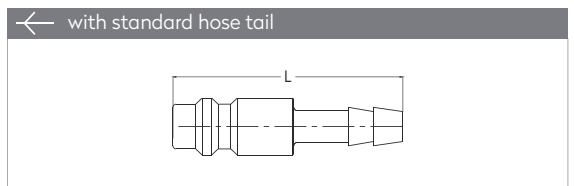
## PLUGS STECKNIPPEL



Connection	Part No.	SW	L
BSP 1/8"	026 DU 10	14	30
BSP 1/4"	026 DU 13	17	33
BSP 3/8"	026 DU 17	19	33
BSP 1/2"	026 DU 21	24	36
M 14 x 1,25	026 DUM 14 x 1,25	17	33
M 14 x 1,5	026 DUM 14	17	33
M 16 x 1,5	026 DUM 16	19	33
M 18 x 1,5	026 DUM 18	21	34



Connection	Part No.	SW	L
BSP 1/8"	026 EU 10	13	31
BSP 1/4"	026 EU 13	14	33
BSP 3/8"	026 EU 17	17	33
BSP 1/2"	026 EU 21	22	36
M 14 x 1,5	026 EUM 14	17	35
M 16 x 1,5	026 EUM 16	17	36
M 18 x 1,5	026 EUM 18	19	37



Connection	Part No.	L
6 mm - 1/4"	026 HU 06	46
8 mm - 5/16"	026 HU 08	46
9 mm - 5/14"	026 HU 09	46
10 mm - 3/8"	026 HU 10	46
13 mm - 1/2"	026 HU 13	48





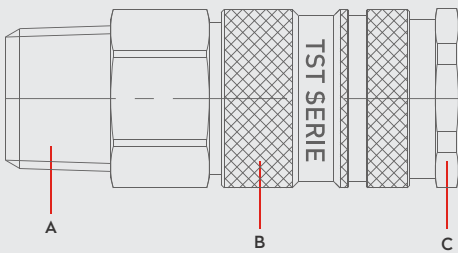
PNEUMATIC COUPLINGS  
PNEUMATISCHE KUPPLUNGEN

Universal - 2

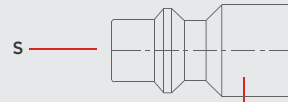
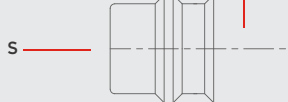
# SERIE 250



### Materials



DN 7.8 mm



DN 5.5 mm

### Material Code

A = Brass Nickel Plated

B = Steel Nickel Plated

C = Brass Nickel Plated

S = Steel Nickel Plated

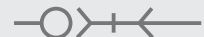


0 - 35 bar  
(0-508 PSI)



-20° to + 100°C (NBR)  
-4° to + 212°F

Shut Off  
Type



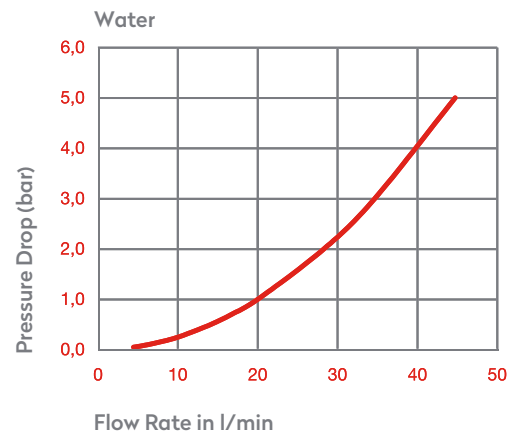
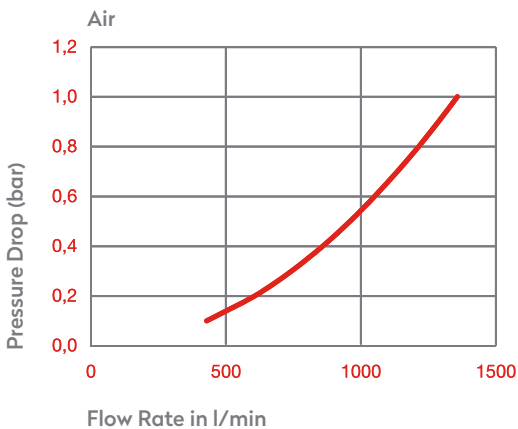
OM 300 - 00750  
OM 250 - 00500  
OM 100 - 01000

FLOW

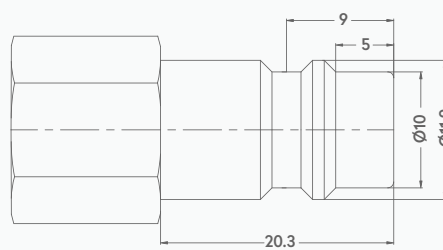
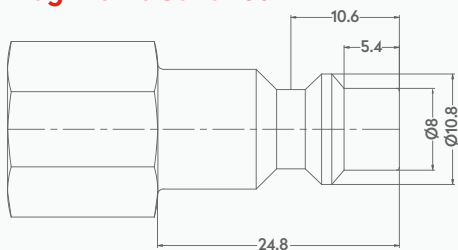
900 lt/min

DN

7.8 mm  
5.5 mm



### Plug Profile Serie 250



### Compatible with

TST	023, 024, 025, 026
PARKER - RECTUS	23,24,25,26
CEJN	310, 320
JWL	520, 530
PARKER LEGRIS	1/4
HANSEN	3000
ATLAS COPCO QIC	08

PNEUMATIC COUPLINGS  
 PNEUMATISCHE KUPPLUNGEN

## SERIE 250



Euro Profile

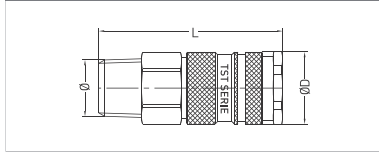
ISO 6150 - B - 12

US MIL STD. 4109 1/4"

Industrial Interchange 1/4"

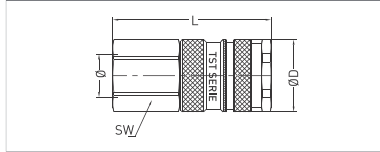
## QUICK COUPLINGS SCHNELLKUPPLUNGEN

with male thread



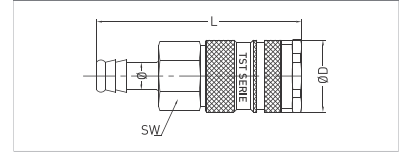
Connection	Part No.	SW	L	ØD
BSPT 1/4"	250 RG 13	19	59,3	23
BSPT 3/8"	250 RG 17	19	60,3	23
BSPT 1/2"	250 RG 21	22	54,3	23

with female thread



Connection	Part No.	SW	L	ØD
BSP 1/4"	250 DG 13	19	54,3	23
BSP 3/8"	250 DG 17	19	56,3	23
BSP 1/2"	250 DG 21	24	56,3	23

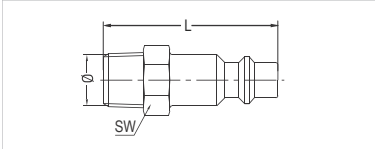
with standard hose tail



Connection	Part No.	SW	L	ØD
6 mm 1/4"	250 HG 06	19	70,3	23
8 mm - 5/16"	250 HG 08	19	70,3	23
9 mm - 5/14"	250 HG 09	19	70,3	23
10 mm - 3/8"	250 HG 10	19	70,3	23
13 mm - 1/2"	250 HG 13	19	70,3	23

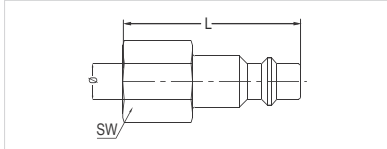
## PLUGS STECKNIPPEL

with male thread



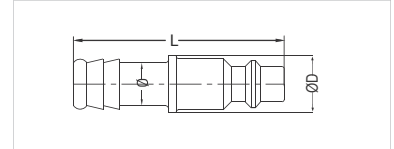
Connection	Part No.	SW	L
BSPT 1/8"	023 RU 10	13	40
BSPT 1/4"	023 RU 13	14	41,8
BSPT 3/8"	023 RU 17	17	41,8
BSPT 1/2"	023 RU 21	22	46
BSP 1/4"	023 EU 13	17	40
BSP 3/8"	023 EU 17	17	40

with female thread



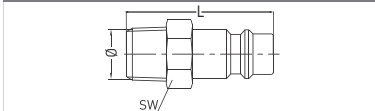
Connection	Part No.	SW	L
BSP 1/8"	023 DU 10	13	36
BSP 1/4"	023 DU 13	17	36
BSP 3/8"	023 DU 17	19	36
BSP 1/2"	023 DU 21	24	40

with standard hose tail



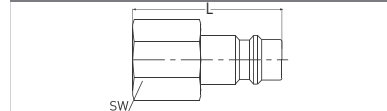
Connection	Part No.	L	ØD
Ø 6 mm	023 HU 06	50	12
Ø 8 mm	023 HU 08	50	12
Ø 9 mm	023 HU 09	50	12
Ø 10 mm	023 HU 10	50	12
Ø 13 mm	023 HU 13	50	14

with male thread



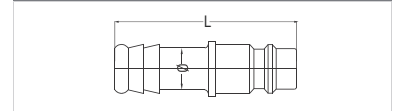
Connection	Part No.	SW	L
BSPT 1/8"	025 RU 10	13	33
BSPT 1/4"	025 RU 13	14	37
BSPT 3/8"	025 RU 17	17	37
BSPT 1/2"	025 RU 21	22	43
M 14 x 1,5	025 EUM 14	17	33
M 16 x 1,5	025 EUM 16	17	33
M 18 x 1,5	025 EUM 18	21	38

with female thread



Connection	Part No.	SW	L
BSPT 1/8"	025 DU 10	14	32
BSPT 1/4"	025 DU 13	17	33
BSPT 3/8"	025 DU 17	19	33
BSPT 1/2"	025 DU 21	24	36
M 14 x 1,5	025 DUM 14	17	33
M 16 x 1,5	025 DUM 16	19	33
M 18 x 1,5	025 DUM 18	22	33

with standard hose tail



Connection	Part No.	L	ØD
6 mm - 1/4"	025 HU 06	46	12
8 mm - 5/16"	025 HU 08	46	12
9 mm - 5/14"	025 HU 09	46	12
10 mm - 3/8"	025 HU 10	48	13
13 mm - 1/2"	025 HU 13	48	15
16 mm - 5/8"	025 HU 16	48	18



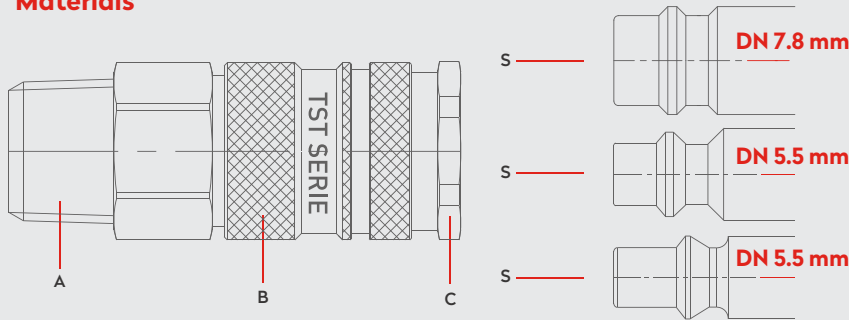
PNEUMATIC COUPLINGS  
PNEUMATISCHE KUPPLUNGEN

Universal - 3

SERIE 253



Materials



Material Code

- A = Brass Nickel Plated
- B = Steel Nickel Plated
- C = Brass Nickel Plated
- S = Steel Nickel Plated (023-025)
- S = Steel Zinc Plated (014)

0 - 35 bar  
(0-508 PSI)

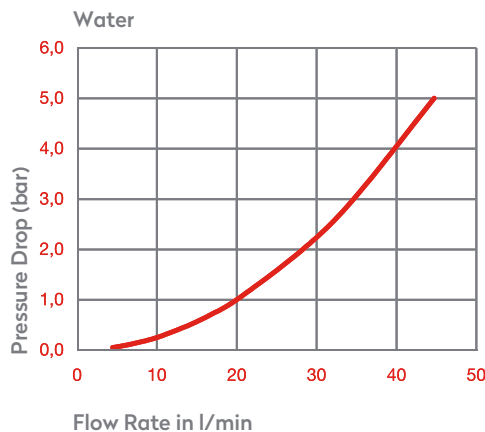
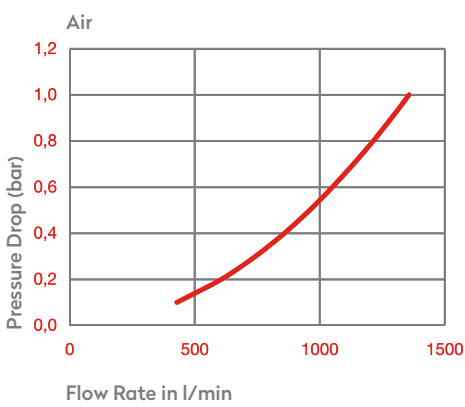
-20° to + 100°C (NBR)  
-4° to + 212°F

Shut Off Type

OM 100 - 01000  
OM 250 - 00500  
OM 300 - 00750

FLOW 800 lt/min

DN 7.8 mm  
5.5 mm



Options

FPM

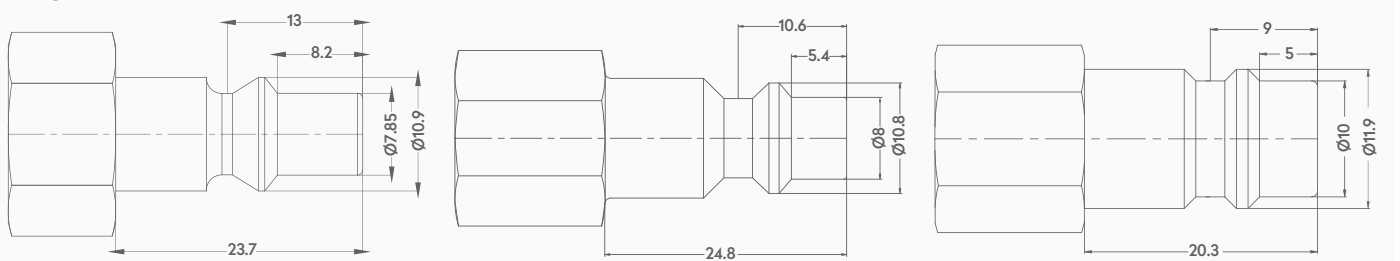
AISI303  
Stainless Steel

AISI316  
Stainless Steel

Compatible with

TST	014, 022, 023, 024, 025, 026, 250
PARKER - RECTUS	14, 22, 23, 24, 25, 26
CEJN	310, 320
JWL	520, 530
PARKER LEGRIS	1/4
HANSEN	3000
ATLAS COPCO QIC	08

Plug Profile Serie 253



PNEUMATIC COUPLINGS  
 PNEUMATISCHE KUPPLUNGEN

## SERIE 253



ARO 210

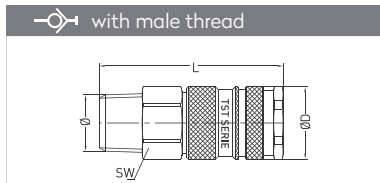
Euro Profile

ISO 6150 - B

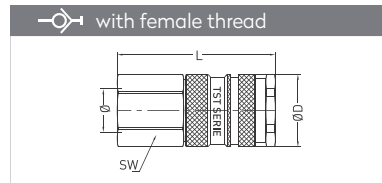
US MIL STD. 4109 1/4"

Industrial Interchange 1/4"

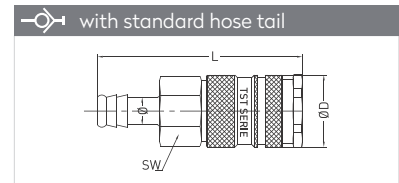
## QUICK COUPLINGS SCHNELLKUPPLUNGEN



Connection	Part No.	SW	L	ØD
BSPT 1/4"	253 RG 13	19	59,3	23
BSPT 3/8"	253 RG 17	19	60,3	23
BSPT 1/2"	253 RG 21	22	54,3	23

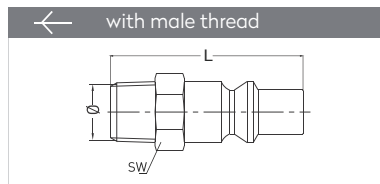


Connection	Part No.	SW	L	ØD
BSP 1/4"	253 DG 13	19	54,3	23
BSP 3/8"	253 DG 17	19	54,3	23
BSP 1/2"	253 DG 21	24	56,3	23

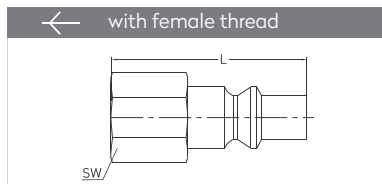


Connection	Part No.	SW	L	ØD
6 mm 1/4"	253 HG 06	19	70,3	23
8 mm - 5/16"	253 HG 08	19	70,3	23
9 mm - 5/14"	253 HG 09	19	70,3	23
10 mm - 3/8"	253 HG 10	19	70,3	23
13 mm - 1/2"	253 HG 13	19	70,3	23

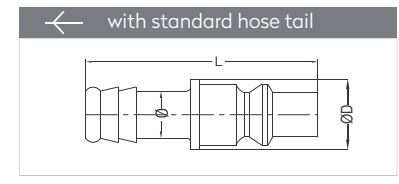
## PLUGS STECKNIPPEL



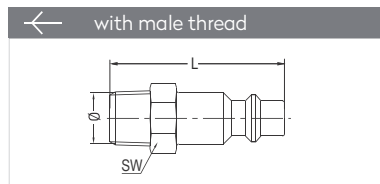
Connection	Part No.	SW	L
BSPT 1/8"	022 RU 10	12	40
BSPT 1/4"	022 RU 13	14	43
BSPT 3/8"	022 RU 17	17	43
BSPT 1/2"	022 RU 21	22	48



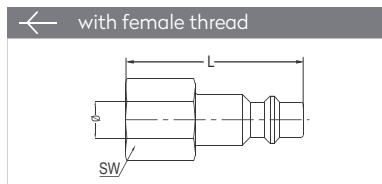
Connection	Part No.	SW	L
BSP 1/8"	022 DU 10	14	34
BSP 1/4"	022 DU 13	17	37
BSP 3/8"	022 DU 17	19	37
BSP 1/2"	022 DU 21	24	41



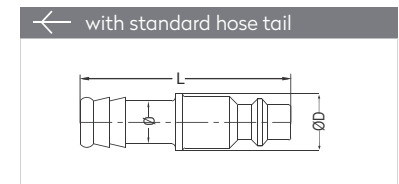
Connection	Part No.	L	ØD
6 mm - 1/4"	022 HU 06	48	12
8 mm - 5/16"	022 HU 08	48	12
10 mm - 3/8"	022 HU 10	48	12
13 mm - 1/2"	022 HU 13	48	15



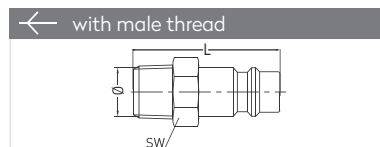
Connection	Part No.	SW	L
BSPT 1/8"	023 RU 10	13	40
BSPT 1/4"	023 RU 13	14	41,8
BSPT 3/8"	023 RU 17	17	41,8
BSPT 1/2"	023 RU 21	22	46
BSP 1/4"	023 EU 13	17	40
BSP 3/8"	023 EU 17	17	40



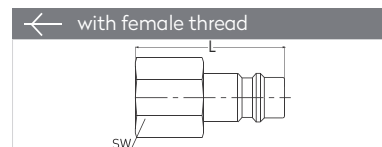
Connection	Part No.	SW	L
BSP 1/8"	023 DU 10	13	36
BSP 1/4"	023 DU 13	17	36
BSP 3/8"	023 DU 17	19	36
BSP 1/2"	023 DU 21	24	40



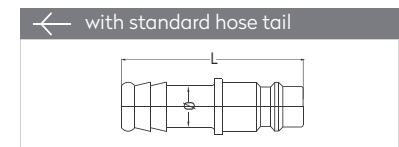
Connection	Part No.	L	ØD
Ø 6 mm	023 HU 06	50	12
Ø 8 mm	023 HU 08	50	12
Ø 9 mm	023 HU 09	50	12
Ø 10 mm	023 HU 10	50	12
Ø 13 mm	023 HU 13	50	14



Connection	Part No.	SW	L
BSPT 1/8"	025 RU 10	13	33
BSPT 1/4"	025 RU 13	14	37
BSPT 3/8"	025 RU 17	17	37
BSPT 1/2"	025 RU 21	22	43
M 14 x 1,5	025 EUM 14	17	33
M 16 x 1,5	025 EUM 16	17	33
M 18 x 1,5	025 EUM 18	21	38



Connection	Part No.	SW	L
BSPT 1/8"	025 DU 10	14	32
BSPT 1/4"	025 DU 13	17	33
BSPT 3/8"	025 DU 17	19	33
BSPT 1/2"	025 DU 21	24	36
M 14 x 1,5	025 DUM 14	17	33
M 16 x 1,5	025 DUM 16	19	33
M 18 x 1,5	025 DUM 18	22	33



Connection	Part No.	L	ØD
6 mm - 1/4"	025 HU 06	46	12
8 mm - 5/16"	025 HU 08	46	12
9 mm - 5/14"	025 HU 09	46	12
10 mm - 3/8"	025 HU 10	48	13
13 mm - 1/2"	025 HU 13	48	15
16 mm - 5/8"	025 HU 16	48	18



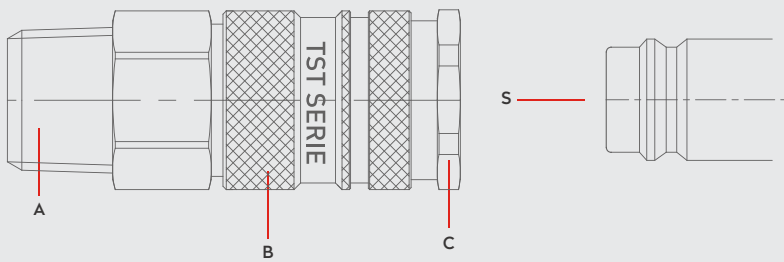
PNEUMATIC COUPLINGS  
PNEUMATISCHE KUPPLUNGEN

SERIE 027

DN10




**Materials**



**Material Code**

- A = Brass Nickel Plated
- B = Steel Nickel Plated
- C = Brass Nickel Plated
- S = Steel Nickel Plated



0 - 35 bar  
(0-508 PSI)



-20° to + 100°C (NBR)  
-4° to + 212°F

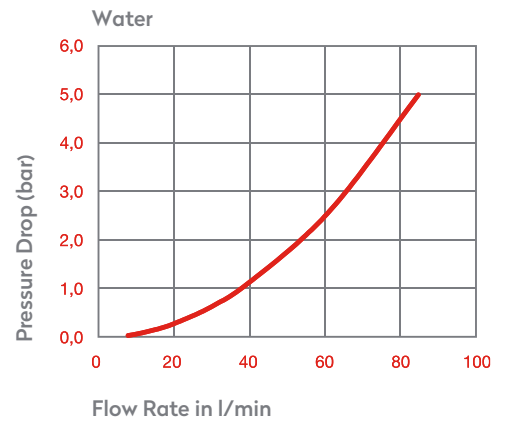
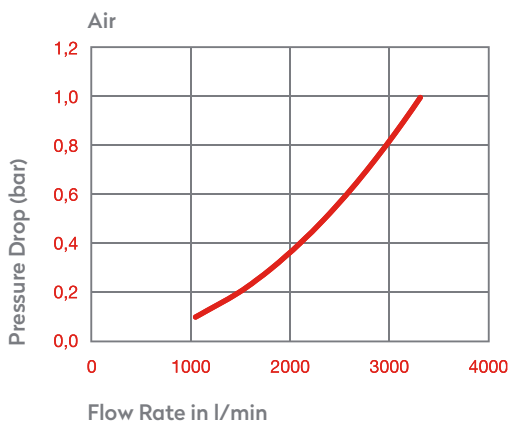
**Shut Off Type**




OM 300 - 00700  
OM 100 - 01600  
OM 300 - 01000

**FLOW** 3500 lt/min

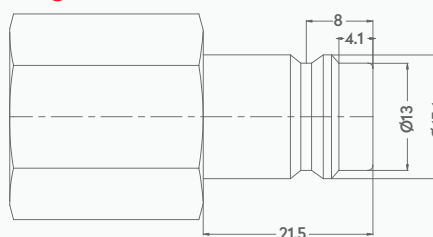
**DN 10 mm**



**Options**

<b>FPM</b>	<b>EPDM</b>	<b>AISI303</b> Stainless Steel	<b>AISI316</b> Stainless Steel
	<b>2 STAGE</b>		
027B	027E		

**Plug Profile Serie 027**



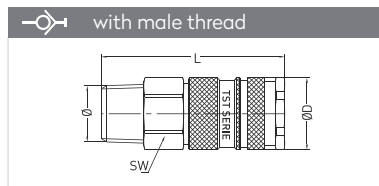
**Compatible with**

TST	410
PARKER - RECTUS	27
CEJN	410
TEMA	1700

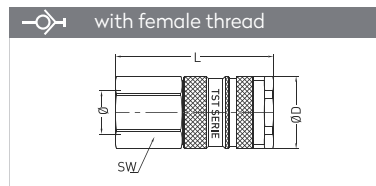
Euro Profile - DN10

# SERIE 027

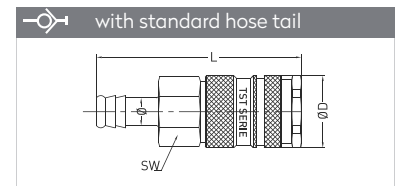
## QUICK COUPLINGS SCHNELLKUPPLUNGEN



Connection	Part No.	SW	L	ØD
BSPT 1/4"	027 RG 13	24	64,5	27
BSPT 3/8"	027 RG 17	24	64,5	27
BSPT 1/2"	027 RG 21	24	64,5	27
BSPT 3/4"	027 RG 26	27	64,5	27
BSP 1/4"	027 EG 13	24	65	27
BSP 3/8"	027 EG 17	24	65	27
BSP 1/2"	027 EG 21	24	66,5	27
BSP 3/4"	027 EG 26	30	68,5	27

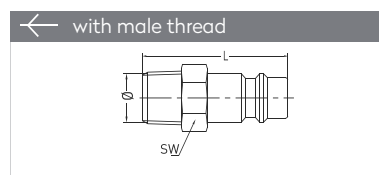


Connection	Part No.	SW	L	ØD
BSP 1/4"	027 DG 13	24	58,5	27
BSP 3/8"	027 DG 17	24	58,5	27
BSP 1/2"	027 DG 21	24	61,5	27
NPT 1/4"	027 TG 13	24	61,5	27
NPT 3/8"	027 TG 17	24	61,5	27
NPT 1/2"	027 TG 21	24	66,5	27

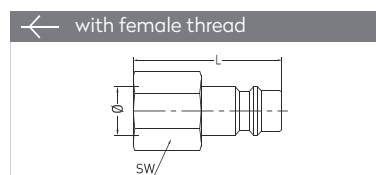


Connection	Part No.	SW	L	ØD
6 mm - 1/4"	027 HG 06	24	74,5	27
8 mm - 5/16"	027 HG 08	24	74,5	27
9 mm - 5/14"	027 HG 09	24	74,5	27
10 mm - 3/8"	027 HG 10	24	74,5	27
13 mm - 1/2"	027 HG 13	24	74,5	27

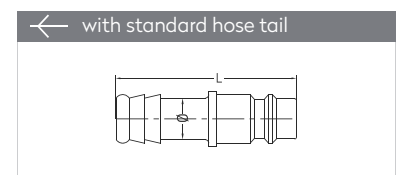
## PLUGS STECKNIPPEL



Connection	Part No.	SW	L
BSPT 1/8"	027 RU 10	17	41,5
BSPT 1/4"	027 RU 13	17	41,5
BSPT 3/8"	027 RU 17	17	42,5
BSPT 1/2"	027 RU 21	22	48
BSP 1/8"	027 EU 10	17	38,5
BSP 1/4"	027 EU 13	17	38,5
BSP 3/8"	027 EU 17	17	38,5
BSP 1/2"	027 EU 21	22	43



Connection	Part No.	SW	L
BSP 1/4"	027 DU 13	17	40
BSP 3/8"	027 DU 17	19	40
BSP 1/2"	027 DU 21	24	46



Connection	Part No.	L	ØD
6 mm - 1/4"	027 HU 06	48	16
8 mm - 5/16"	027 HU 08	48	16
9 mm - 5/14"	027 HU 09	48	16
10 mm - 3/8"	027 HU 10	48	16
13 mm - 1/2"	027 HU 13	48	16

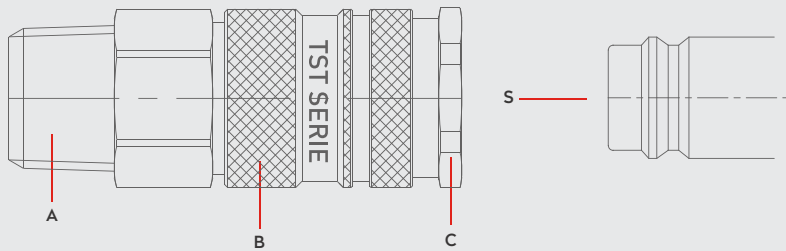


PNEUMATIC COUPLINGS  
PNEUMATISCHE KUPPLUNGEN

SERIE 027B



Materials



Material Code

- A = Brass Nickel Plated
- B = Steel Nickel Plated
- C = Brass Nickel Plated
- S = Brass Nickel Plated

0 - 35 bar  
(0-508 PSI)

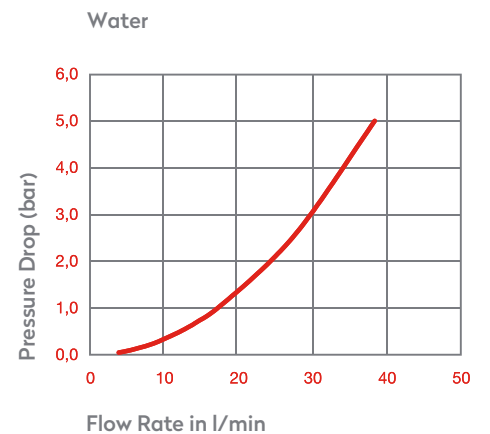
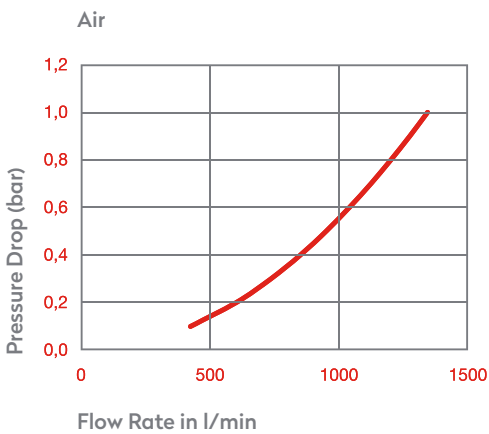
-20° to + 100°C (NBR)  
-4° to + 212°F

Shut Off Type

OM 300 - 00700  
OM 300 - 01000  
OM 100 - 01600

FLOW 900 lt/min

DN 10 mm



Options

- FPM
- EPDM
- AISI303  
Stainless Steel
- AISI316  
Stainless Steel

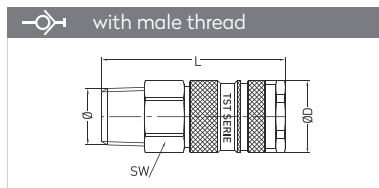
Plug Profile Serie 027B

Compatible with

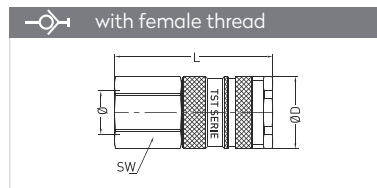
PARKER - RECTUS 27KB



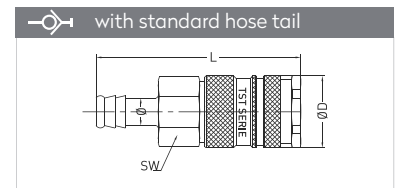
## QUICK COUPLINGS SCHNELLKUPPLUNGEN



Connection	Part No.	SW	L	ØD
BSPT 1/4"	027 RGB 13	24	64,5	27
BSPT 3/8"	027 RGB 17	24	64,5	27
BSPT 1/2"	027 RGB 21	24	64,5	27
BSPT 3/4"	027 RGB 26	27	64,5	27
BSP 1/4"	027 EGB 13	24	65	27
BSP 3/8"	027 EGB 17	24	65	27
BSP 1/2"	027 EGB 21	24	66,5	27
BSP 3/4"	027 EGB 26	30	68,5	27

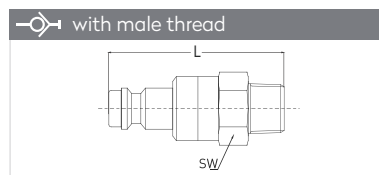


Connection	Part No.	SW	L	ØD
BSP 1/4"	027 DGB 13	24	58,5	27
BSP 3/8"	027 DGB 17	24	58,5	27
BSP 1/2"	027 DGB 21	24	61,5	27
BSP 3/4"	027 DGB 26	30	65,5	27

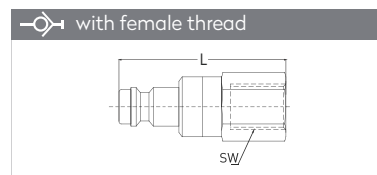


Connection	Part No.	SW	L	ØD
6 mm - 1/4"	027 HGB 06	24	74,5	27
8 mm - 5/16"	027 HGB 08	24	74,5	27
9 mm - 5/14"	027 HGB 09	24	74,5	27
10 mm - 3/8"	027 HGB 10	24	74,5	27
13 mm - 1/2"	027 HGB 13	24	74,5	27
16 mm - 5/8"	027 HGB 16	24	74,5	27
19 mm - 3/4"	027 HGB 19	24	74,5	27

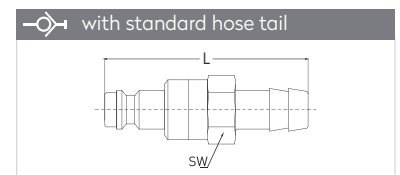
## PLUGS STECKNIPPEL



Connection	Part No.	SW	L
BSPT 1/4"	027 RUB 13	24	63,5
BSPT 3/8"	027 RUB 17	24	63,5
BSPT 1/2"	027 RUB 21	24	63,5
BSPT 3/4"	027 RUB 26	27	63,5
BSP 1/4"	027 EUB 13	24	64
BSP 3/8"	027 EUB 17	24	64
BSP 1/2"	027 EUB 21	24	65,5
BSP 3/4"	027 EUB 26	30	67,5



Connection	Part No.	SW	L
BSP 1/4"	027 DUB 13	24	57,5
BSP 3/8"	027 DUB 17	24	57,5
BSP 1/2"	027 DUB 21	24	60,5
BSP 3/4"	027 DUB 26	30	64,5



Connection	Part No.	SW	L
6 mm - 1/4"	027 HUB 06	24	73,5
8 mm - 5/16"	027 HUB 08	24	73,5
9 mm - 5/14"	027 HUB 09	24	73,5
10 mm - 3/8"	027 HUB 10	24	73,5
13 mm - 1/2"	027 HUB 13	24	73,5
16 mm - 5/8"	027 HUB 16	24	73,5
19 mm - 3/4"	027 HUB 19	24	73,5





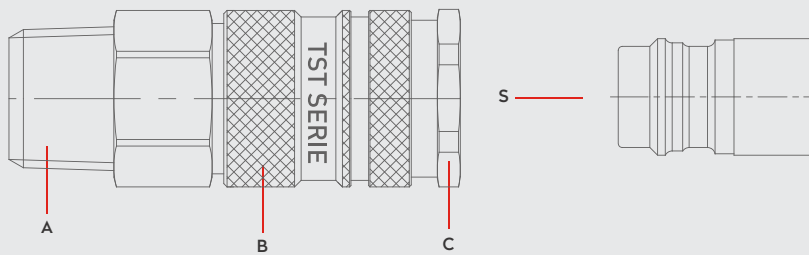
PNEUMATIC COUPLINGS  
PNEUMATISCHE KUPPLUNGEN



SERIE 027E




Materials




Material Code

- A = Brass Nickel Plated
- B = Brass Nickel Plated
- C = Brass Nickel Plated
- S = Steel Nickel Plated



0 - 12 bar  
(0-174 PSI)



-20° to + 100°C (NBR)  
-4° to + 212°F

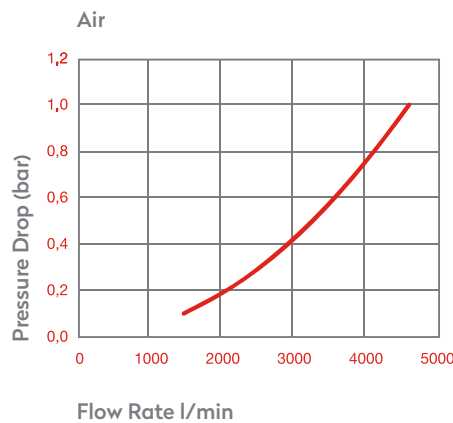
Shut Off Type




OM 178 - 01280  
OM 260 - 00835  
OM 157 - 01700  
O27 EVC 00M

**SAFETY LOCK**

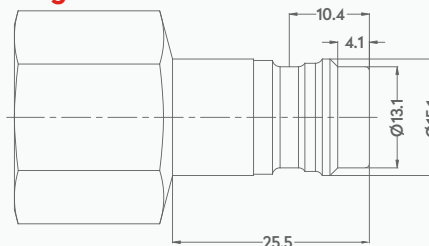
**DN 10 mm**



Options

**AISI316**  
Stainless Steel

Plug Profile Serie 027E

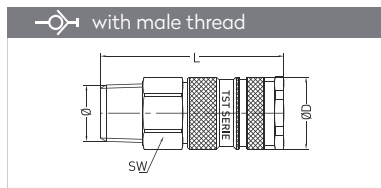


Compatible with

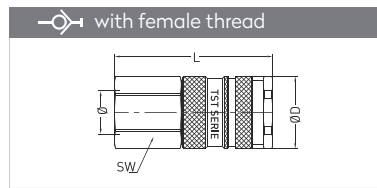
CEJN 442, 443



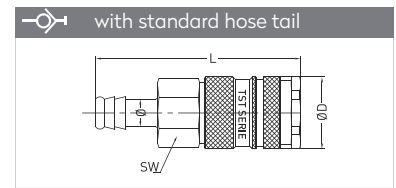
## QUICK COUPLINGS SCHNELLKUPPLUNGEN



Connection	Part No.	SW	L	ØD
BSPT 1/4"	027 RGE 13	25	67,5	28
BSPT 3/8"	027 RGE 17	25	67,5	28
BSPT 1/2"	027 RGE 21	25	71,5	28
BSPT 3/4"	027 RGE 26	27	65,5	28
NPT 3/8"	027 TGE 17	25	68,5	28
NPT 1/2"	027 TGE 21	25	72,5	28
NPT 3/4"	027 TGE 26	27	66,5	28

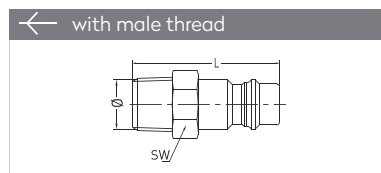


Connection	Part No.	SW	L	ØD
BSP 1/4"	027 DGE 13	25	61,5	28
BSP 3/8"	027 DGE 17	25	61,5	28
BSP 1/2"	027 DGE 21	25	61,5	28
BSP 3/4"	027 DGE 26	30	68,5	28
NPT 3/8"	027 NGE 17	25	63,5	28
NPT 1/2"	027 NGE 21	25	63,5	28
NPT 3/4"	027 NGE 26	30	70,5	28

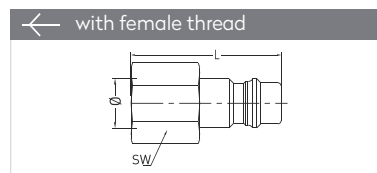


Connection	Part No.	SW	L	ØD
6 mm - 1/4"	027 HGE 06	25	76,5	28
8 mm - 5/16"	027 HGE 08	25	76,5	28
9 mm - 5/14"	027 HGE 09	25	76,5	28
10 mm - 3/8"	027 HGE 10	25	76,5	28
13 mm - 1/2"	027 HGE 13	25	76,5	28
16 mm - 5/8"	027 HGE 16	25	76,5	28
19 mm - 3/4"	027 HGE 19	25	76,5	28

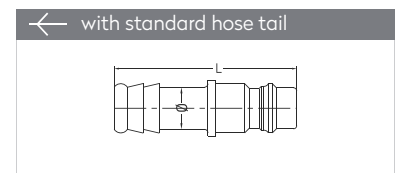
## PLUGS STECKNIPPEL



Connection	Part No.	SW	L
BSPT 1/4"	027 RUE 13	17	45,5
BSPT 3/8"	027 RUE 17	17	46,5
BSPT 1/2"	027 RUE 21	22	52
BSPT 3/4"	027 RUE 26	27	53,5
NPT 3/8"	027 TUE 17	17	47,5
NPT 1/2"	027 TUE 21	22	53
NPT 3/4"	027 TUE 26	27	54,5



Connection	Part No.	SW	L
BSPT 1/4"	027 DUE 13	17	40
BSPT 3/8"	027 DUE 17	19	40
BSPT 1/2"	027 DUE 21	24	46
BSPT 3/4"	027 DUE 26	32	46
NPT 3/8"	027 NUE 17	19	42
NPT 1/2"	027 NUE 21	24	48
NPT 3/4"	027 NUE 26	30	48



Connection	Part No.	L	ØD
6 mm - 1/4"	027 HUE 06	52	16
8 mm - 5/16"	027 HUE 08	52	16
9 mm - 5/14"	027 HUE 09	52	16
10 mm - 3/8"	027 HUE 10	52	16
13 mm - 1/2"	027 HUE 13	52	16
16 mm - 5/8"	027 HUE 16	52	18
19 mm - 3/4"	027 HUE 19	52	21




PNEUMATIC COUPLINGS  
PNEUMATISCHE KUPPLUNGEN

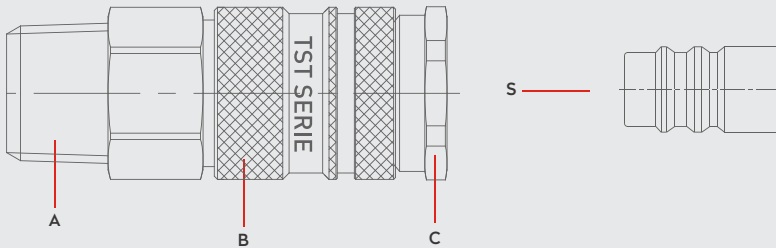


SERIE 028S

DN 10.5




**Materials**




**Material Code**

- A = Brass Nickel Plated
- B = Steel Nickel Plated
- C = Brass Nickel Plated
- S = Steel Nickel Plated



0 - 35 bar  
(0-508 PSI)



-20° to + 100°C (NBR)  
-4° to + 212°F

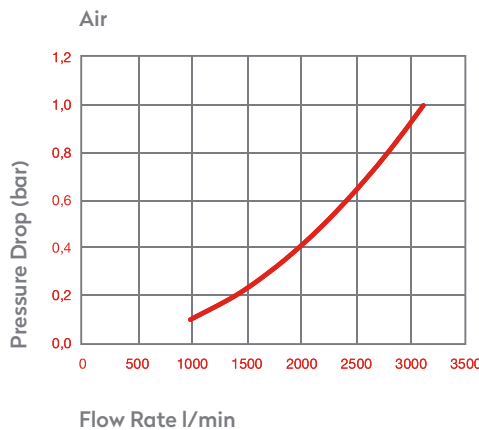
**Shut Off Type**




OM 300 - 00700  
OM 300 - 01000  
OM 100 - 01600

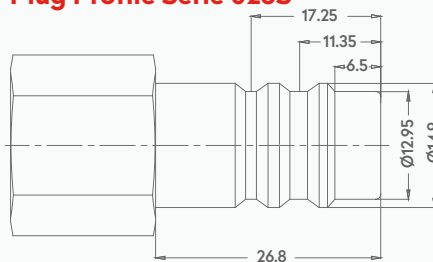
**SAFETY LOCK**

**DN 10.5 mm**



**Options**

**Plug Profile Serie 028S**

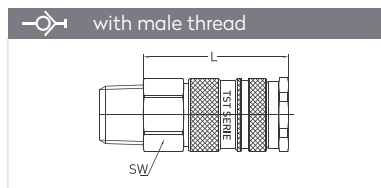


**Compatible with**

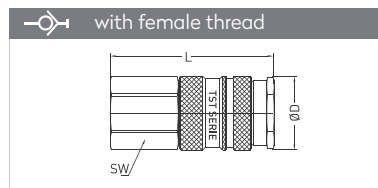
PARKER - RECTUS 28KS



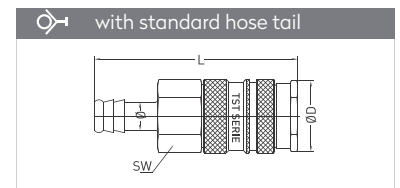
## QUICK COUPLINGS SCHNELLKUPPLUNGEN



Connection	Part No.	SW	L	ØD
BSPT 3/8"	028 RGS 17	24	69,7	28
BSPT 1/2"	028 RGS 21	24	69,7	28
BSPT 3/4"	028 RGS 26	27	69,7	28

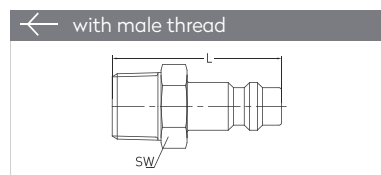


Connection	Part No.	SW	L	ØD
BSP 3/8"	028 DGS 17	24	63,7	28
BSP 1/2"	028 DGS 21	24	66,7	28
BSP 3/4"	028 DGS 26	30	70,7	28

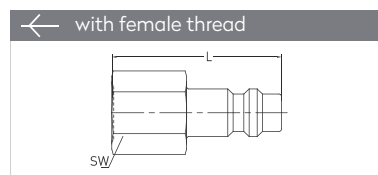


Connection	Part No.	SW	L	ØD
13 mm - 1/2"	028 HGS 13	24	79,7	28
16 mm - 5/8"	028 HGS16	24	79,7	28
19 mm - 3/4"	028 HGS 19	24	79,7	28

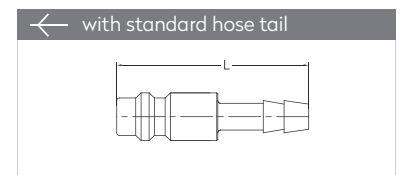
## PLUGS STECKNIPPEL



Connection	Part No.	SW	L
BSPT 3/8"	028 RUS 17	17	45
BSPT 1/2"	028 RUS 21	22	49
BSPT 3/4"	028 RUS 26	27	51



Connection	Part No.	SW	L
BSP 3/8"	028 DUS 17	24	39
BSP 1/2"	028 DUS 21	24	42
BSP 3/4"	028 DUS 26	32	47



Connection	Part No.	L	ØD
10 mm - 3/8"	028 HUS 10	52	15
13 mm - 1/2"	028 HUS 13	52	15
16 mm - 5/8"	028 HUS 16	54	18
19 mm - 3/4"	028 HUS 19	54	21



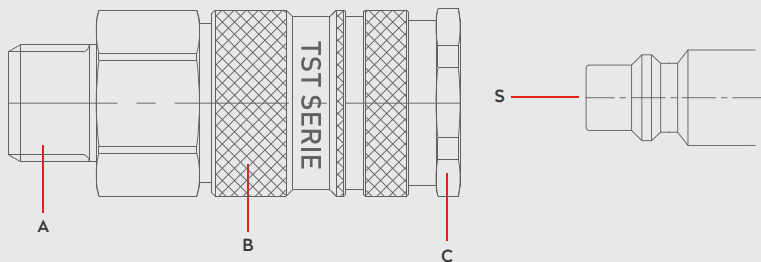
PNEUMATIC COUPLINGS  
PNEUMATISCHE KUPPLUNGEN

SERIE 030

DN 8.5



Materials



Material Code

- A = Brass Nickel Plated
- B = Steel Nickel Plated
- C = Brass Nickel Plated
- S = Steel Nickel Plated

0 - 35 bar  
(0-508 PSI)

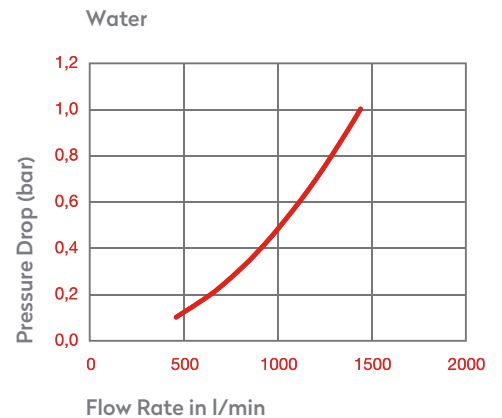
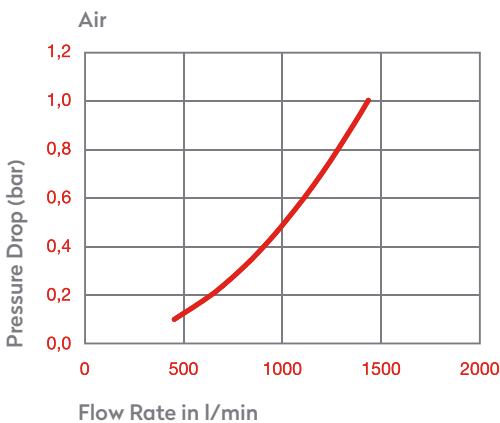
-20° to + 100°C (NBR)  
-4° to + 212°F

Shut Off Type

OM 300 - 00700  
OM 300 - 01000  
OM 100 - 01600

FLOW 890 lt/min

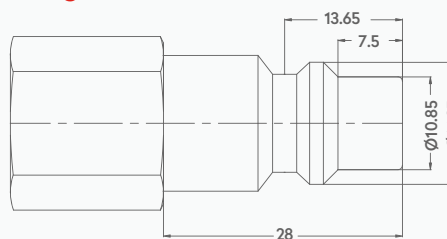
DN 8.5 mm



Options

FPM AISI303 Stainless Steel 2 STAGE 030S.08 SWING E Series

Plug Profile Serie 030



Compatible with

TST	SWING COUPLING E	
HANSEN		4000
PARKER		30 3/8"
CEJN		430
GROMELLE		900
PARKER - RECTUS		30

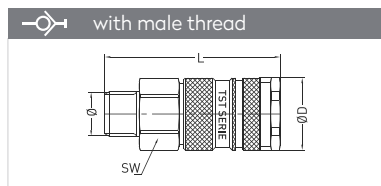
ISO 6150 - B - 15

Industrial Interchange 3/8"

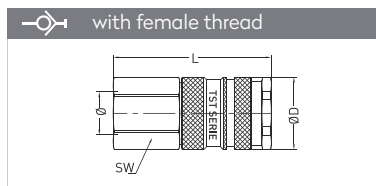
SERIE 030



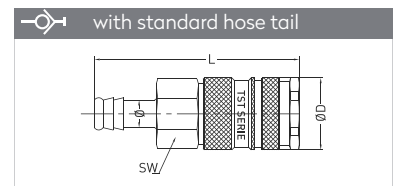
QUICK COUPLINGS SCHNELLKUPPLUNGEN



Connection	Part No.	SW	L	ØD
BSP 1/4"	030 EG 13	24	67	27
BSP 3/8"	030 EG 17	24	67	27
BSP 1/2"	030 EG 21	24	68,5	27

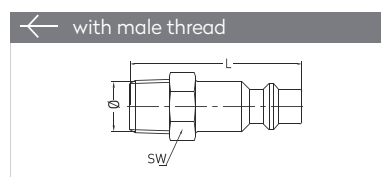


Connection	Part No.	SW	L	ØD
BSP 1/4"	030 DG 13	24	60,5	27
BSP 3/8"	030 DG 17	24	60,5	27
BSP 1/2"	030 DG 21	24	63,5	27

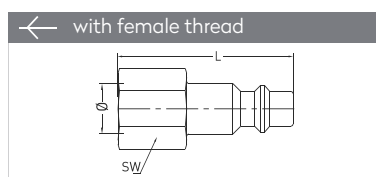


Connection	Part No.	SW	L	ØD
6 mm - 1/4"	030 HG 06	24	76,5	27
8 mm - 5/16"	030 HG 08	24	76,5	27
9 mm - 5/14"	030 HG 09	24	76,5	27
10 mm - 3/8"	030 HG 10	24	76,5	27
13 mm - 1/2"	030 HG 13	24	76,5	27

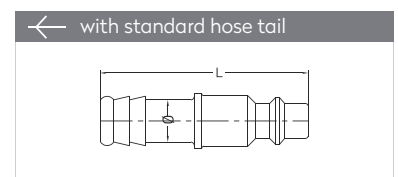
PLUGS STECKNIPPEL



Connection	Part No.	SW	L
BSPT 1/4"	030 RU 13	17	45
BSPT 3/8"	030 RU 17	17	45
BSPT 1/2"	030 RU 21	22	50



Connection	Part No.	SW	L
BSP 1/8"	030 DU 13	17	41
BSP 1/4"	030 DU 17	19	42
BSP 3/2"	030 DU 21	24	44



Connection	Part No.	L	ØD
6 mm - 1/4"	030 HU 06	53	16
8 mm - 5/16"	030 HU 08	53	16
9 mm - 5/14"	030 HU 09	53	16
10 mm - 3/8"	030 HU 10	53	16
13 mm - 1/2"	030 HU 13	55	16



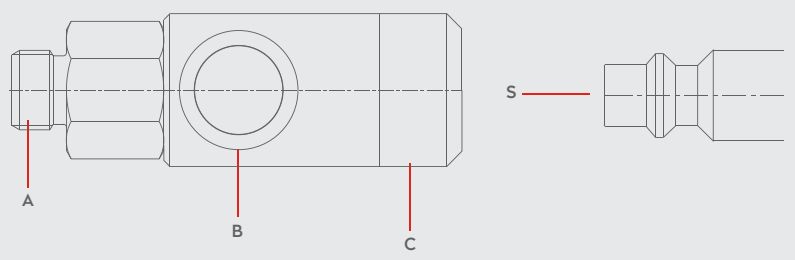
PNEUMATIC COUPLINGS  
PNEUMATISCHE KUPPLUNGEN



# SERIE 030S.08



### Materials



### Material Code

- A = Brass Nickel Plated
- B = Zinc Plated
- C = Aluminium
- S = Steel Nickel Plated

0 - 12 bar  
(0-174 PSI)

-20° to + 100°C (NBR)  
-4° to + 212°F

### Shut Off Type

OM 138 - 01160  
OM 178 - 01082  
OM 178 - 00765

## 2 - STAGE

## ISO 4414

# DN 8 mm

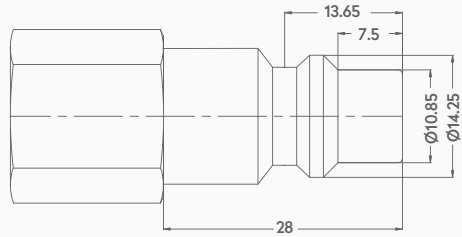
### Options

**SWING**  
E Serie

**SWIVEL**  
NEW

**AISI303**  
NEW  
Stainless Steel

### Plug Profile Serie 030S.08



### Compatible with

HANSEN	4000
PARKER	30 3/8"
CEJN	430
GROMELLE	900
RECTUS	30

PNEUMATIC COUPLINGS  
PNEUMATISCHE KUPPLUNGEN

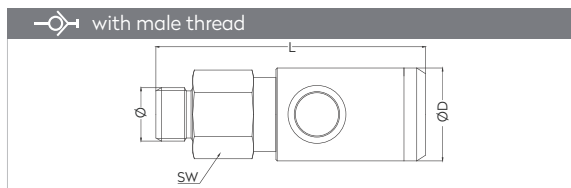
**NEW!**


 360°  
swivel option

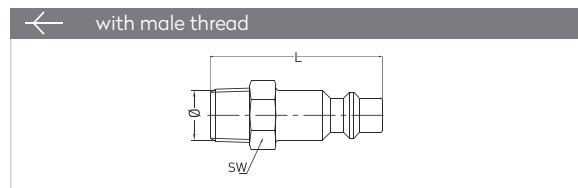
ISO 4414

ISO 6150 - B-15

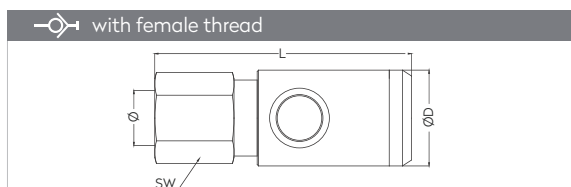
Industrial Interchange 3/8"

**SERIE 030S.08**
**QUICK COUPLINGS SCHNELLKUPPLUNGEN**


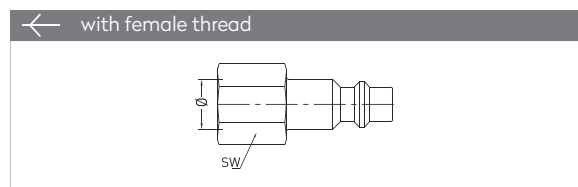
Connection	Part No.	SW	L	ØD
BSP 1/4"	030S.08 EG 13	25	78,7	29
BSP 3/8"	030S.08 EG 17	25	78,7	29
BSP 1/2"	030S.08 EG 21	25	81,7	29

**PLUGS STECKNIPPEL**


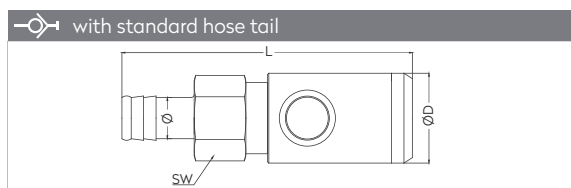
Connection	Part No.	SW	L
BSPT 1/4"	030 RU 13	17	45
BSPT 3/8"	030 RU 17	17	45
BSPT 1/2"	030 RU 21	22	50



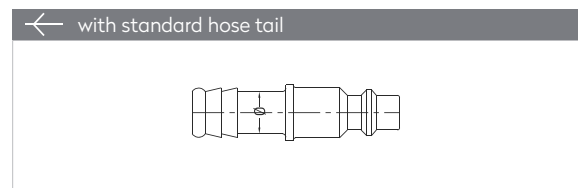
Connection	Part No.	SW	L	ØD
BSP 1/4"	030S.08 DG 13	25	77,7	29
BSP 3/8"	030S.08 DG 17	25	77,7	29
BSP 1/2"	030S.08 DG 21	25	77,7	29



Connection	Part No.	SW	L
BSP 1/8"	030 DU 13	17	41
BSP 1/4"	030 DU 17	19	42
BSP 1/2"	030 DU 21	24	44



Connection	Part No.	SW	L	ØD
Ø 6 - 1/4"	030S.08 HG 06	25	92,7	29
Ø 8 - 5/8"	030S.08 HG 08	25	92,7	29
Ø 10 - 3/8"	030S.08 HG 10	25	92,7	29



Connection	Part No.	L	ØD
6 mm - 1/4"	030 HU 06	53	16
8 mm - 5/16"	030 HU 08	53	16
9 mm - 5/14"	030 HU 09	53	16
10 mm - 3/8"	030 HU 10	53	16
13 mm - 1/2"	030 HU 13	55	16





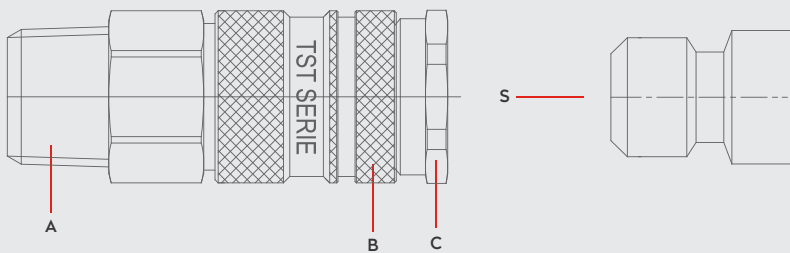
PNEUMATIC COUPLINGS  
PNEUMATISCHE KUPPLUNGEN

SERIE 031

DN6




Materials




Material Code

- A = Brass Nickel Plated
- B = Steel Nickel Plated
- C = Brass Nickel Plated
- S = Steel Zinc Plated



0 - 35 bar  
(0-508 PSI)



-20° to + 100°C (NBR)  
-4° to + 212°F

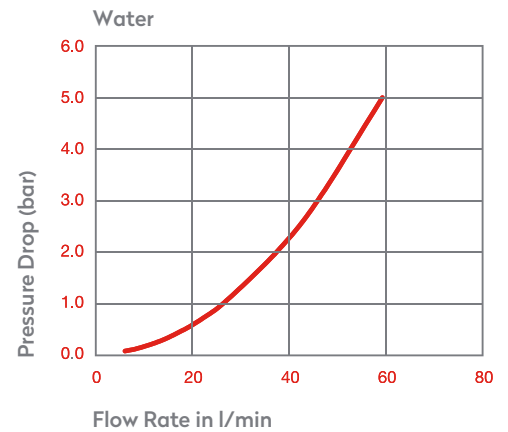
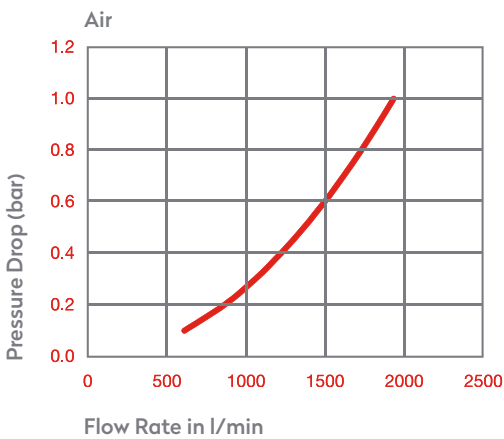
Shut Off Type




OM 300 - 00750  
OM 100 - 01000  
OM 250 - 00500

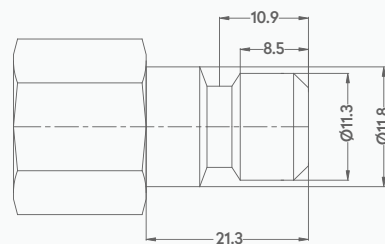
FLOW 1000 lt/min

DN 6 mm



Options

Plug Profile Serie 031



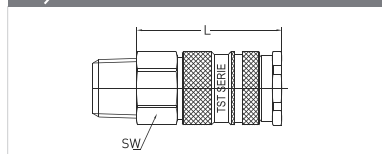
Compatible with

TEMA	1300
PARKER - RECTUS	31



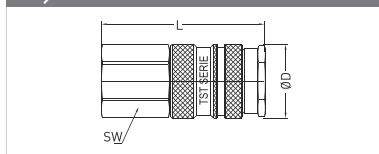
## QUICK COUPLINGS SCHNELLKUPPLUNGEN

with male thread



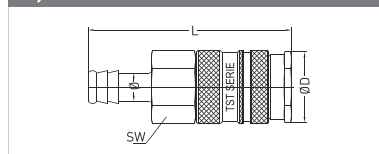
Connection	Part No.	SW	L	ØD
BSPT 1/4"	031 RG 13	19	59,3	23
BSPT 3/8"	031 RG 17	19	60,3	23
BSPT 1/2"	031 RG 21	22	54,3	23

with female thread



Connection	Part No.	SW	L	ØD
BSP 1/4"	031 DG 13	19	54,3	23
BSP 3/8"	031 DG 17	19	54,3	23
BSP 1/2"	031 DG 21	24	56,3	23

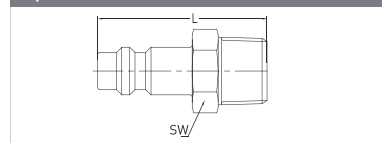
with standard hose tail



Connection	Part No.	SW	L	ØD
6 mm - 1/4"	031 HG 06	19	70,3	23
8 mm - 5/16"	031 HG 08	19	70,3	23
9 mm - 5/14"	031 HG 09	19	70,3	23
10 mm - 3/8"	031 HG 10	19	70,3	23
13 mm - 1/2"	031 HG 13	19	70,3	23

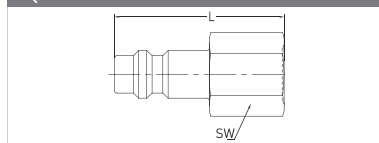
## PLUGS STECKNIPPEL

with male thread



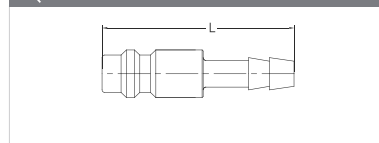
Connection	Part No.	SW	L
BSPT 1/8"	031 RU 10	13	36
BSPT 1/4"	031 RU 13	14	38
BSPT 3/8"	031 RU 17	17	38
BSPT 1/2"	031 RU 21	22	42

with female thread



Connection	Part No.	SW	L
BSP 1/8"	031 DU 10	12	36
BSP 1/4"	031 DU 13	17	38
BSP 3/2"	031 DU 17	19	38

with standard hose tail



Connection	Part No.	L	ØD
6 mm - 1/4"	031 HU 06	46	11,8
8 mm - 5/16"	031 HU 08	46	11,8
9 mm - 5/14"	031 HU 09	46	11,8
10 mm - 3/8"	031 HU 10	46	11,8
13 mm - 1/2"	031 HU 13	46	15



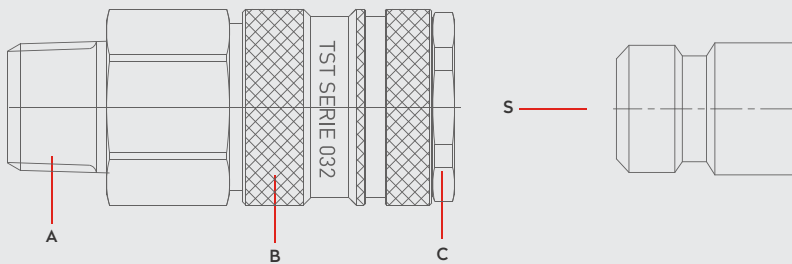
PNEUMATIC COUPLINGS  
PNEUMATISCHE KUPPLUNGEN

SERIE 032

DN10



Materials



Material Code

- A = Brass Nickel Plated
- B = Brass Nickel Plated
- C = Brass Nickel Plated
- S = Steel Nickel Plated

0 - 35 bar  
(0-508 PSI)

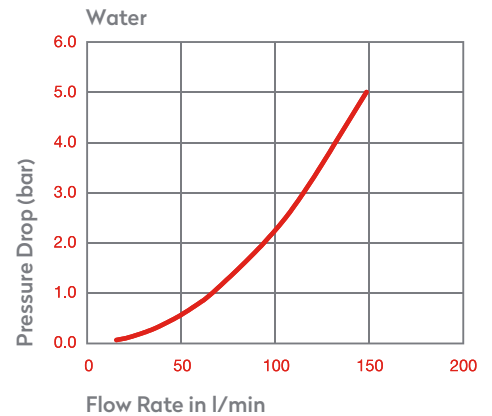
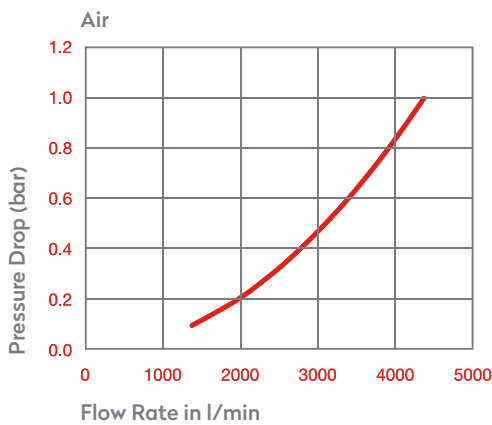
-20° to + 100°C (NBR)  
-4° to + 212°F

Shut Off Type

OM 205 - 00870  
032GC00-01M

FLOW 2300 lt/min

DN 10 mm



Options

FPM

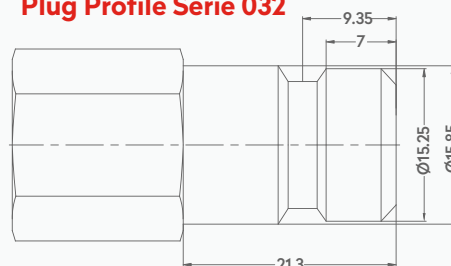
032B

AISI316  
Stainless Steel

E1

E3

Plug Profile Serie 032

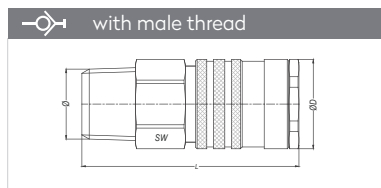


Compatible with

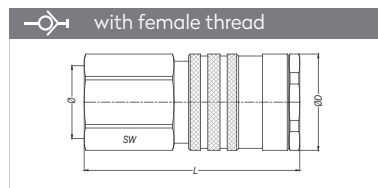
- PARKER - RECTUS 32KA
- TEMA 1800



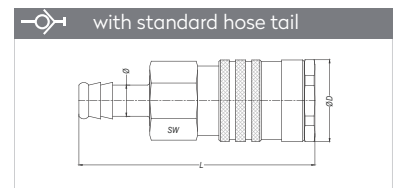
## QUICK COUPLINGS SCHNELLKUPPLUNGEN



Connection	Part No.	SW	L	ØD
BSPT 1/4"	032 RG 13 - 01	22	72,4	27
BSPT 3/8"	032 RG 17 - 01	22	73,4	27
BSPT 1/2"	032 RG 21 - 01	25	61,4	27
BSPT 3/4"	032 RG 26 - 01	27	62,4	27

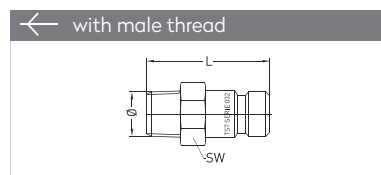


Connection	Part No.	SW	L	ØD
BSP 1/4"	032 DG 13 - 01	22	67,4	27
BSP 3/8"	032 DG 17 - 01	22	54,4	27
BSP 1/2"	032 DG 21 - 01	25	54,4	27

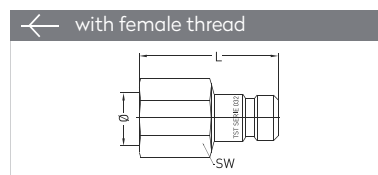


Connection	Part No.	SW	L	ØD
8 mm - 5/16"	032 HG 08 - 01	24	84,4	27
9 mm - 5/14"	032 HG 09 - 01	24	84,4	27
10 mm - 3/8"	032 HG 10 - 01	24	84,4	27
13 mm - 1/2"	032 HG 13 - 01	24	84,4	27
19 mm - 1/2"	032 HG 19 - 01	24	84,4	27

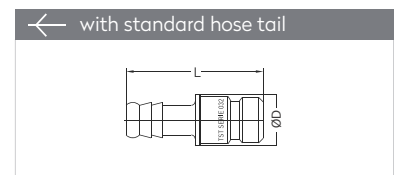
## PLUGS STECKNIPPEL



Connection	Part No.	SW	L
BSPT 1/4"	032 RU 13	17	39
BSPT 3/8"	032 RU 17	17	39
BSPT 1/2"	032 RU 21	22	42
BSPT 3/4"	032 RU 26	27	44



Connection	Part No.	SW	L
BSP 1/4"	032 DU 13	17	36
BSP 3/8"	032 DU 17	19	36
BSP 1/2"	032 DU 21	25	40



Connection	Part No.	L	ØD
6 mm - 1/4"	032 HU 06	48	16
8 mm - 5/16"	032 HU 08	48	16
9 mm - 5/14"	032 HU 09	48	16
10 mm - 3/8"	032 HU 10	48	16
13 mm - 1/2"	032 HU 13	48	16
16 mm - 5/8"	032 HU 16	48	16
19 mm - 3/4"	032 HU 19	48	16



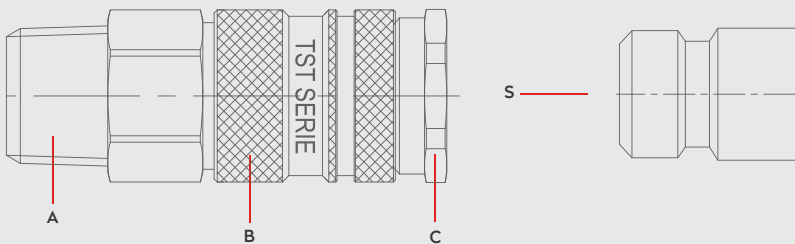
PNEUMATIC COUPLINGS  
PNEUMATISCHE KUPPLUNGEN

SERIE **032B**

DN10



**Materials**



**Material Code**

- A = Brass Nickel Plated
- B = Brass Nickel Plated
- C = Brass Nickel Plated
- S = Steel Nickel Plated

0 - 35 bar  
(0-508 PSI)

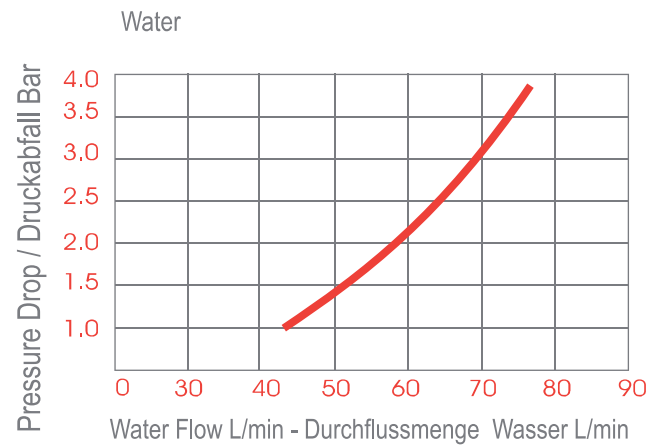
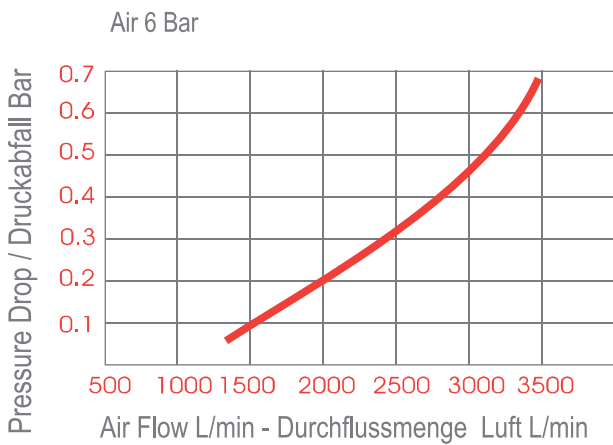
-20° to + 100°C (NBR)  
-4° to + 212°F

**Shut Off Type**

OM 205 - 00870  
032 GC 00-01M

**FLOW** 1550 lt/min

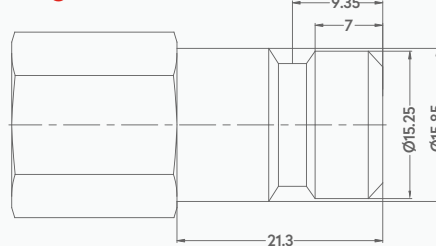
**DN 10 mm**



**Options**

- FPM
- EPDM
- E1
- E3

**Plug Profile Serie 032B**

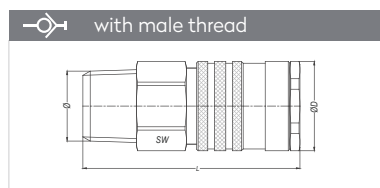


**Compatible with**

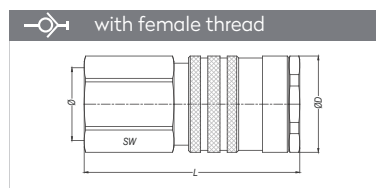
- TEMA 1800



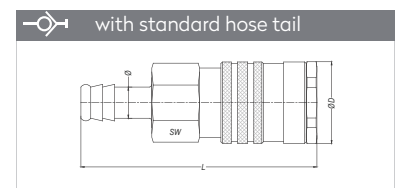
## QUICK COUPLINGS SCHNELLKUPPLUNGEN



Connection	Part No.	SW	L	ØD
BSPT 1/4"	032 RGB 13-01	22	72,4	27
BSPT 3/8"	032 RGB 17-01	22	73,4	27
BSPT 1/2"	032 RGB 21-01	25	61,4	27
BSPT 3/4"	032 RGB 26-01	27	62,4	27

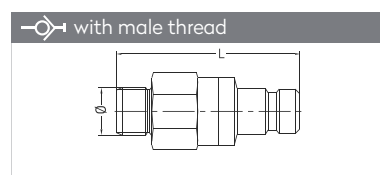


Connection	Part No.	SW	L	ØD
BSP 1/4"	032 DGB 13-01	22	67,4	27
BSP 3/8"	032 DGB 17-01	22	54,4	27
BSP 1/2"	032 DGB 21-01	25	54,4	27

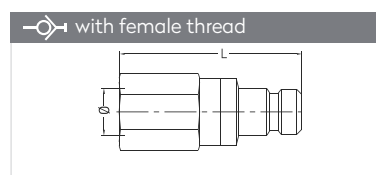


Connection	Part No.	SW	L	ØD
8 mm - 5/16"	032 HGB 08-01	22	84,4	27
9 mm - 5/14"	032 HGB 09-01	22	84,4	27
10 mm - 3/8"	032 HGB 10-01	22	84,4	27
13 mm - 1/2"	032 HGB 13-01	24	84,4	27
19 mm - 1/2"	032 HGB 19-01	24	84,4	27

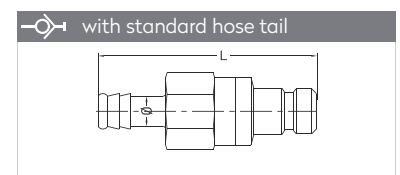
## PLUGS STECKNIPPEL



Connection	Part No.	SW	L
BSPT 1/4"	032 RUB 13	22	66,5
BSPT 3/8"	032 RUB 17	22	67,5
BSPT 1/2"	032 RUB 21	25	71,5
BSPT 3/4"	032 RUB 26	27	72,5



Connection	Part No.	SW	L
BSP 1/4"	032 DUB 13	22	61,5
BSP 3/8"	032 DUB 17	22	48,5
BSP 1/2"	032 DUB 21	25	50



Connection	Part No.	SW	L
6 mm - 1/4"	032 HUB 06	22	78,5
8 mm - 5/16"	032 HUB 08	22	78,5
9 mm - 5/14"	032 HUB 09	22	78,5
10 mm - 3/8"	032 HUB 10	22	78,5
13 mm - 1/2"	032 HUB 13	22	78,5
16 mm - 5/8"	032 HUB 16	22	78,5
19 mm - 3/4"	032 HUB 19	22	78,5

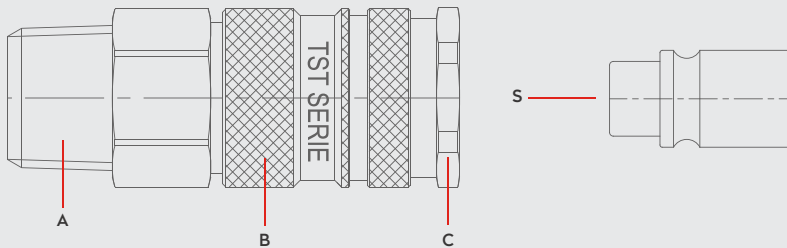


PNEUMATIC COUPLINGS  
PNEUMATISCHE KUPPLUNGEN

SERIE 033 DN8




Materials




Material Code

- A = Brass Nickel Plated
- B = Steel Nickel Plated
- C = Steel Nickel Plated
- S = Steel Nickel Plated

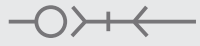


0 - 35 bar  
(0-508 PSI)



-20° to + 100°C (NBR)  
-4° to + 212°F

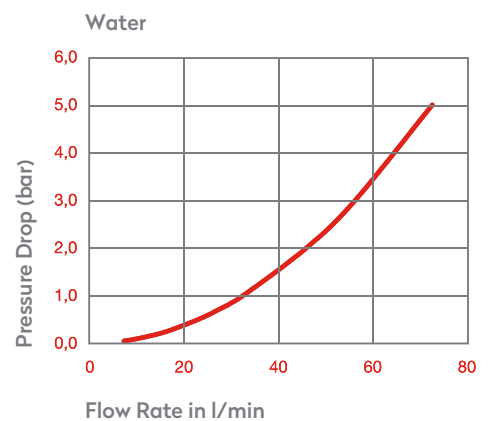
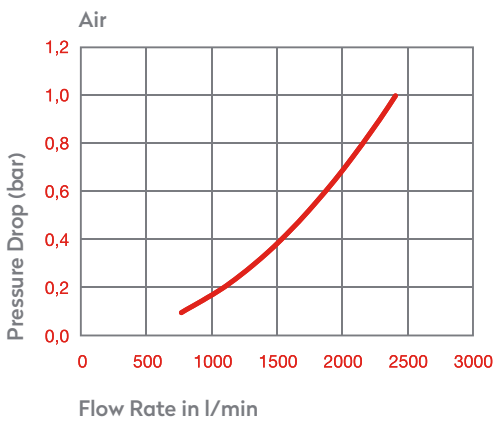
Shut Off Type




OM 250 - 00500  
OM 300 - 00750  
OM 100 - 01000

FLOW 1400 lt/min

DN 8 mm

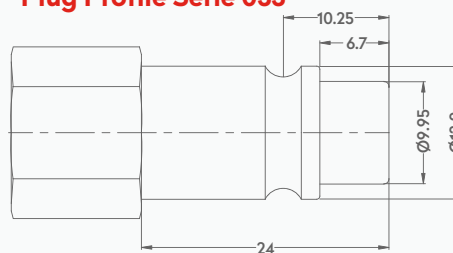


Options

AISI303  
Stainless Steel

AISI316  
Stainless Steel

Plug Profile Serie 033

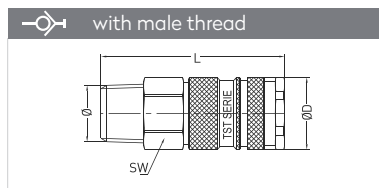


Compatible with

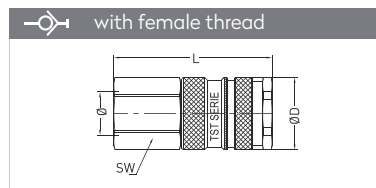
- PARKER - RECTUS 33
- ATLAS COPCO QIC 10



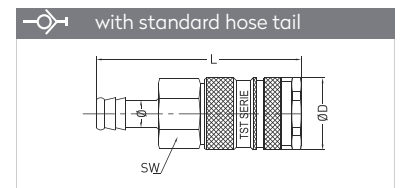
## QUICK COUPLINGS SCHNELLKUPPLUNGEN



Connection	Part No.	SW	L	ØD
BSPT 1/4"	033 RG 13	19	61,3	23
BSPT 3/8"	033 RG 17	19	62,3	23
BSPT 1/2"	033 RG 21	22	57,3	23

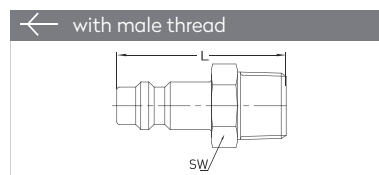


Connection	Part No.	SW	L	ØD
BSP 1/4"	033 DG 13	19	56,3	23
BSP 3/8"	033 DG 17	19	56,3	23
BSP 1/2"	033 DG 21	24	58,3	23

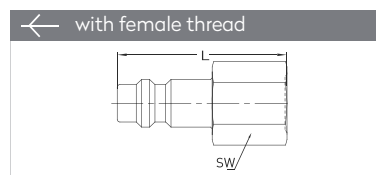


Connection	Part No.	SW	L	ØD
6 mm - 1/4"	033 HG 06	19	72,3	23
8 mm - 5/16"	033 HG 08	19	72,3	23
9 mm - 5/14"	033 HG 09	19	72,3	23
10 mm - 3/8"	033 HG 10	19	72,3	23
13 mm - 1/2"	033 HG 13	19	72,3	23

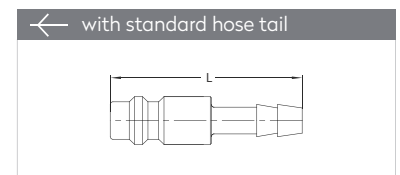
## PLUGS STECKNIPPEL



Connection	Part No.	SW	L
BSPT 1/8"	033 RU 10	14	39
BSPT 1/4"	033 RU 13	14	42
BSPT 3/8"	033 RU 17	17	42
BSPT 1/2"	033 RU 21	22	46



Connection	Part No.	SW	L
BSPT 1/8"	033 DU 10	14	37
BSPT 1/4"	033 DU 13	17	39
BSPT 3/8"	033 DU 17	21	40,5
BSPT 1/2"	033 DU 21	24	44



Connection	Part No.	L	ØD
6 mm - 1/4"	033 HU 06	50	13,5
8 mm - 5/16"	033 HU 08	50	13,5
9 mm - 5/14"	033 HU 09	50	13,5
10 mm - 3/8"	033 HU 10	50	13,5
13 mm - 1/2"	033 HU 13	50	15





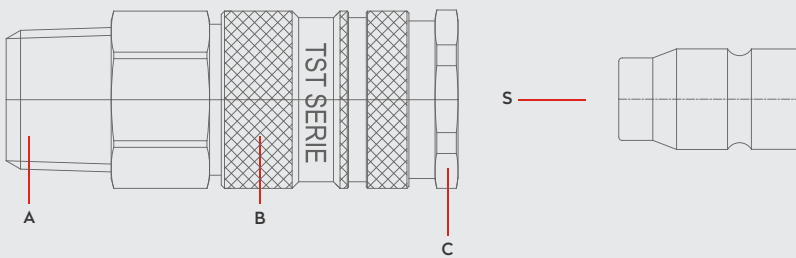
PNEUMATIC COUPLINGS  
PNEUMATISCHE KUPPLUNGEN

SERIE 034

DN10




**Materials**




**Material Code**

- A = Brass Nickel Plated
- B = Steel Nickel Plated
- C = Steel Nickel Plated
- S = Steel Zinc Plated



0 - 35 bar  
(0-508 PSI)



-20° to + 100°C (NBR)  
-4° to + 212°F

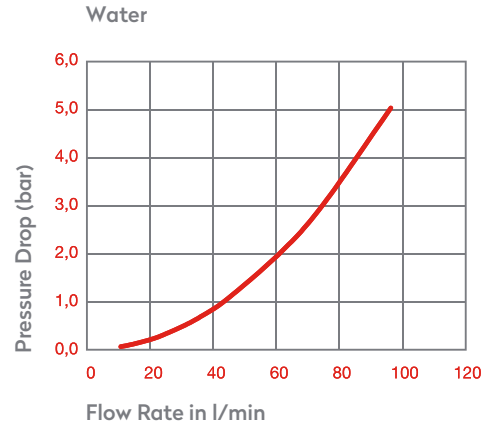
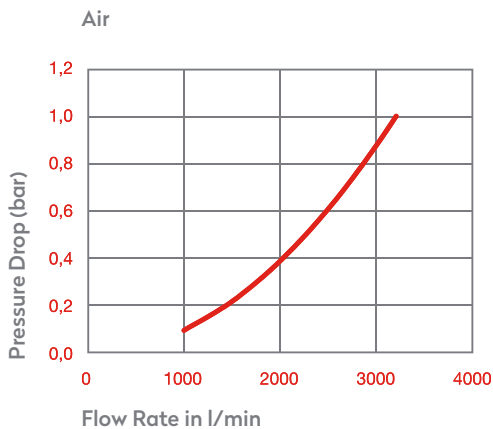
**Shut Off Type**




OM 300 - 00700  
OM 100 - 01600  
410 GC 00M

**FLOW** 2550 lt/min

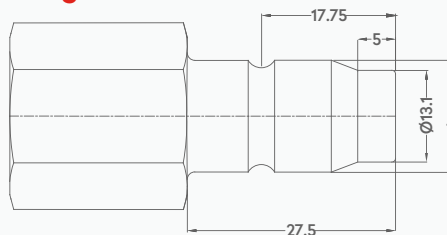
**DN** 10 mm



**Options**

**AISI303**  
Stainless Steel

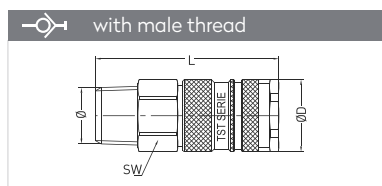
**Plug Profile Serie 034**



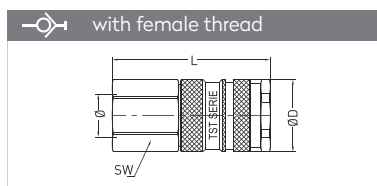
**Compatible with**

PARKER - RECTUS 34  
ATLAS COPCO QIC 15

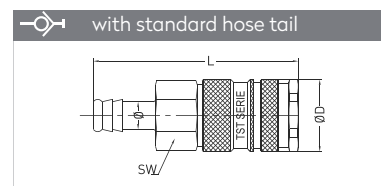
## QUICK COUPLINGS SCHNELLKUPPLUNGEN



Connection	Part No.	SW	L	ØD
BSPT 1/4"	034 RG 13	24	71,8	27
BSPT 3/8"	034 RG 17	24	71,8	27
BSPT 1/2"	034 RG 21	24	71,8	27
BSPT 3/4"	034 RG 26	27	71,8	27

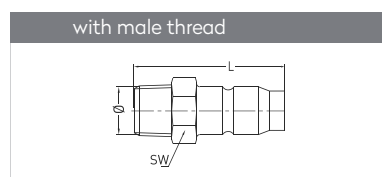


Connection	Part No.	SW	L	ØD
BSP 1/4"	034 DG 13	24	65,8	27
BSP 3/8"	034 DG 17	24	65,8	27
BSP 1/2"	034 DG 21	24	68,8	27
BSP 3/4"	034 DG 26	30	72,8	27

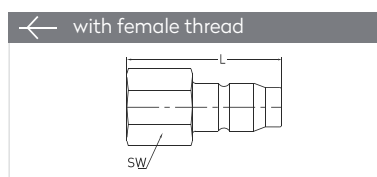


Connection	Part No.	SW	L	ØD
6 mm - 1/4"	034 HG 06	24	81,8	27
8 mm - 5/16"	034 HG 08	24	81,8	27
9 mm - 5/14"	034 HG 09	24	81,8	27
10 mm - 3/8"	034 HG 10	24	81,8	27
13 mm - 1/2"	034 HG 13	24	81,8	27
19 mm - 1/2"	034 HG 19	24	81,8	27

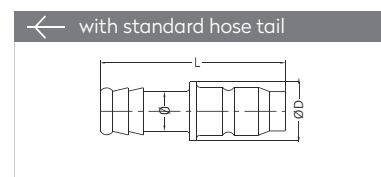
## PLUGS STECKNIPPEL



Connection	Part No.	SW	L
BSPT 3/8"	034 RU 17	19	46
BSPT 1/2"	034 RU 21	22	52



Connection	Part No.	SW	L
BSP 3/8"	034 DU 17	19	40
BSP 1/2"	034 DU 21	24	44



Connection	Part No.	L	ØD
6 mm - 1/4"	034 HU 06	55	16
10 mm - 3/8"	034 HU 10	55	16
13 mm - 1/2"	034 HU 13	55	16
16 mm - 5/8"	034 HU 16	55	16



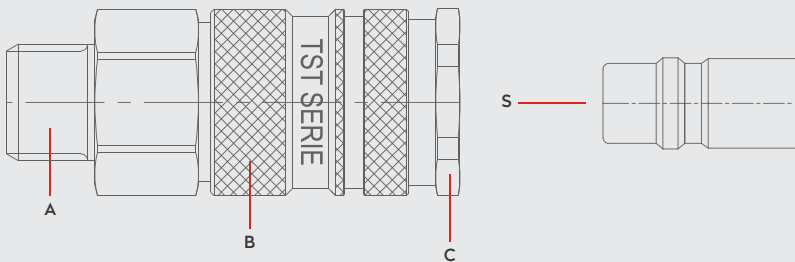
PNEUMATIC COUPLINGS  
PNEUMATISCHE KUPPLUNGEN

SERIE 037

DN11




**Materials**




**Material Code**

- A = Brass Nickel Plated
- B = Steel Nickel Plated
- C = Brass Nickel Plated
- S = Steel Nickel Plated

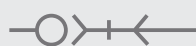


0 - 35 bar  
(0-508 PSI)



-20° to + 100°C (NBR)  
-4° to + 212°F

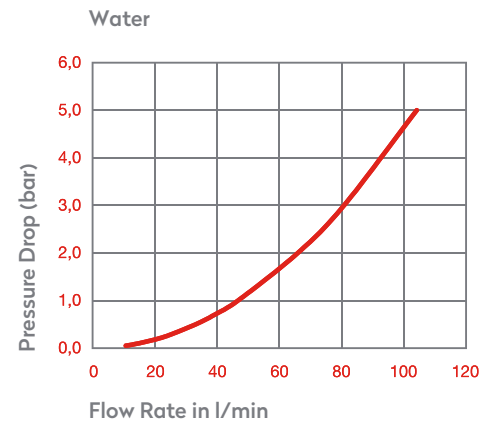
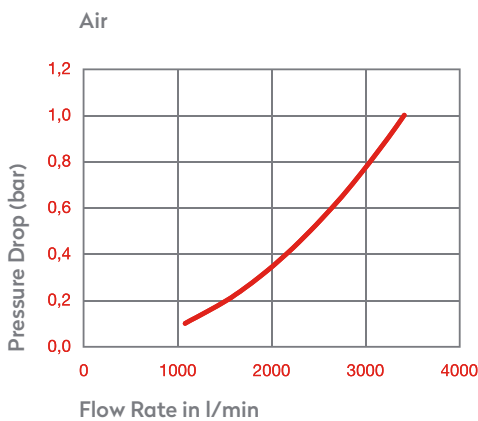
**Shut Off Type**




OM 353 - 01295  
OM 300 - 00750  
OM 157 - 01700

**FLOW** 2350 lt/min

**DN 11 mm**

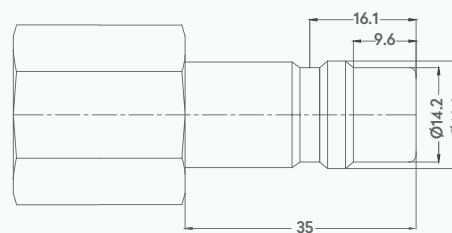


**Options**

**AISI303**  
Stainless Steel

**SWING**  
H/HB Series

**Plug Profile Serie 037**



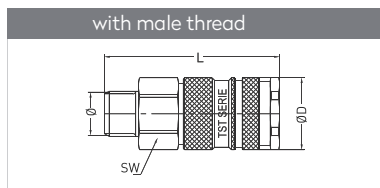
**Compatible with**

- TST SWING COUPLING H
- PARKER - RECTUS 37
- GROMELLE 1300
- HANSEN 5000

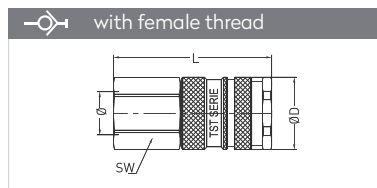
ISO 6150 - B - 17  
Industrial Interchange 1/2"

# SERIE 037

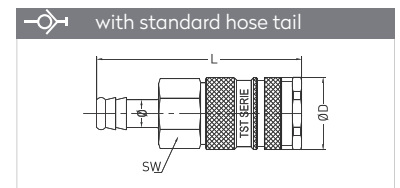
## QUICK COUPLINGS SCHNELLKUPPLUNGEN



Connection	Part No.	SW	L	ØD
BSP 3/8"	037 EG 17	27	70,7	30
BSP 1/2"	037 EG 21	27	70,7	30
BSP 3/4"	037 EG 26	30	70,7	30
NPT 1/4"	037 TG 13	27	70,7	30
NPT 3/8"	037 TG 17	27	70,7	30
NPT 1/2"	037 TG 21	27	70,7	30
NPT 3/4"	037 TG 26	27	70,7	30

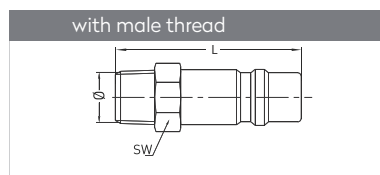


Connection	Part No.	SW	L	ØD
BSP 1/4"	037 DG 13	27	73,7	30
BSP 3/8"	037 DG 17	27	73,7	30
BSP 1/2"	037 DG 21	27	82,7	30
BSP 3/4"	037 DG 26	32	83,7	30
NPT 1/4"	037 NG 13	27	73,7	30
NPT 3/8"	037 NG 17	27	73,7	30
NPT 1/2"	037 NG 21	27	82,7	30
NPT 3/4"	037 NG 26	32	83,7	30

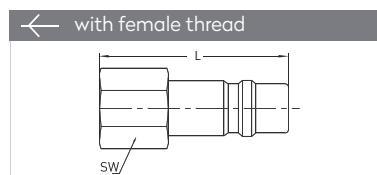


Connection	Part No.	SW	L	ØD
6 mm - 1/4"	037 HG 06	27	85,7	30
8 mm - 5/16"	037 HG 08	27	85,7	30
10 mm - 3/8"	037 HG 10	27	85,7	30
13 mm - 1/2"	037 HG 13	27	85,7	30
16 mm - 5/8"	037 HG 16	27	85,7	30
19 mm - 1/2"	037 HG 19	27	85,7	30

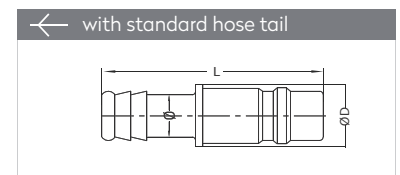
## PLUGS STECKNIPPEL



Connection	Part No.	SW	L
BSP 1/4"	037 EU 13	17	50
BSP 3/8"	037 EU 17	17	50
BSP 1/2"	037 EU 21	22	55
BSP 3/4"	037 EU 26	27	58
NPT 1/4"	037 TU 13	17	53
NPT 3/8"	037 TU 17	17	53
NPT 1/2"	037 TU 21	22	59
NPT 3/4"	037 TU 26	27	61



Connection	Part No.	SW	L
BSP 1/4"	037 DU 13	17	48
BSP 3/8"	037 DU 17	19	50
BSP 1/2"	037 DU 21	24	53
BSP 3/4"	037 DU 26	32	56
NPT 1/4"	037 NU 13	17	52
NPT 3/8"	037 NU 17	19	53
NPT 1/2"	037 NU 21	24	57
NPT 3/4"	037 NU 26	32	58



Connection	Part No.	L	ØD
6 mm - 1/4"	037 HU 06	62	17
8 mm - 5/16"	037 HU 08	62	17
10 mm - 3/8"	037 HU 10	62	17
13 mm - 1/2"	037 HU 13	62	17
16 mm - 5/8"	037 HU 16	62	18
19 mm - 1/2"	037 HU 19	62	21



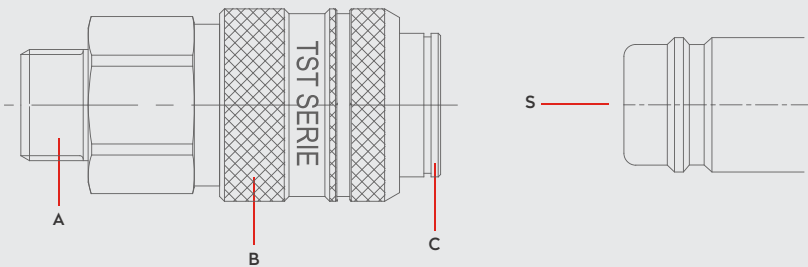
PNEUMATIC COUPLINGS  
PNEUMATISCHE KUPPLUNGEN

SERIE 038

DN15



Materials



Material Code

- A = Brass
- B = Brass
- C = Brass
- S = Brass

0 - 35 bar  
(0-508 PSI)

-20° to + 100°C (NBR)  
-4° to + 212°F

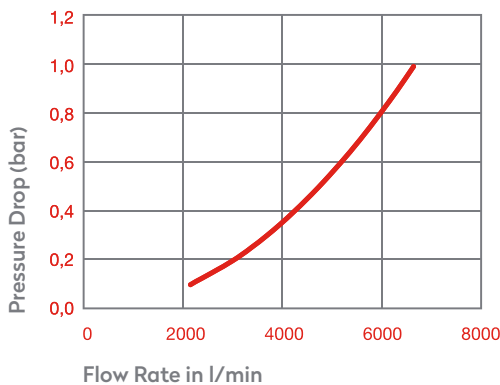
Shut Off Type

OM 400 - 01600  
OM 353 - 01295  
OM 178 - 02195

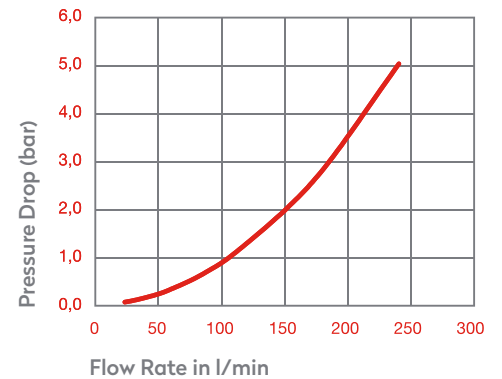
FLOW 7500 lt/min

DN 15 mm

Air



Water



Options

FPM

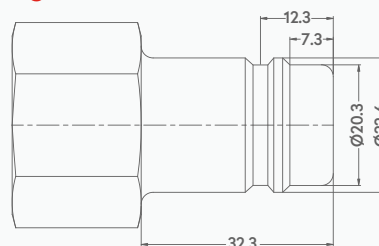
NICKEL

038B

AISI303  
Stainless Steel

AISI316  
Stainless Steel

Plug Profile Serie 038

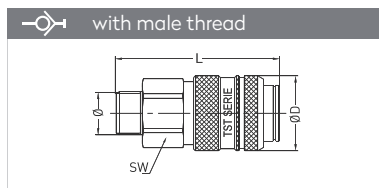


Compatible with

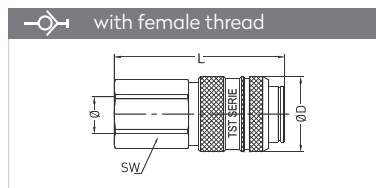
- PARKER - RECTUS 38
- HANSEN 6000



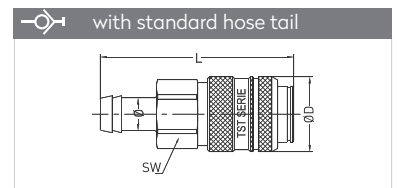
## QUICK COUPLINGS SCHNELLKUPPLUNGEN



Connection	Part No.	SW	L	ØD
BSP 1/2"	038 EG 21	35	89,1	40
BSP 3/4"	038 EG 26	35	92,1	40
BSP 1"	038 EG 33	35	92,1	40

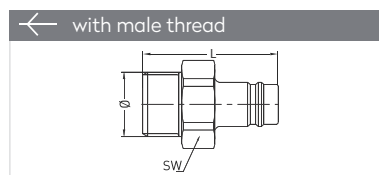


Connection	Part No.	SW	L	ØD
BSP 1/2"	038 DG 21	35	91,1	40
BSP 3/4"	038 DG 26	34	91,1	40
BSP 1"	038 DG 33	41	92,1	40

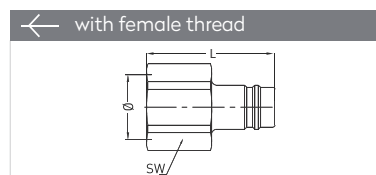


Connection	Part No.	SW	L	ØD
13 mm - 1/2"	038 HG 13	35	107,1	40
16 mm - 5/8"	038 HG 16	35	115,1	40
19 mm - 3/4"	038 HG 19	35	115,1	40
25 mm - 1"	038 HG 25	35	115,1	40

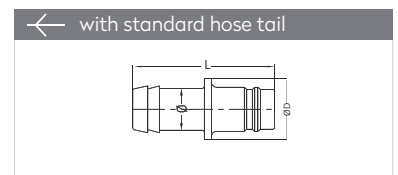
## PLUGS STECKNIPPEL



Connection	Part No.	SW	L
BSP 1/2"	038 EU 21	24	54
BSP 3/4"	038 EU 26	27	58
BSP 1"	038 EU 33	36	63



Connection	Part No.	SW	L
BSP 1/2"	038 DU 21	27	55
BSP 3/4"	038 DU 26	30	54
BSP 1"	038 DU 33	36	63



Connection	Part No.	L	ØD
13 mm - 1/2"	038 HU 13	65	25
16 mm - 5/8"	038 HU 16	76	25
19 mm - 3/4"	038 HU 19	76	25
25 mm - 1"	038 HU 25	76	30



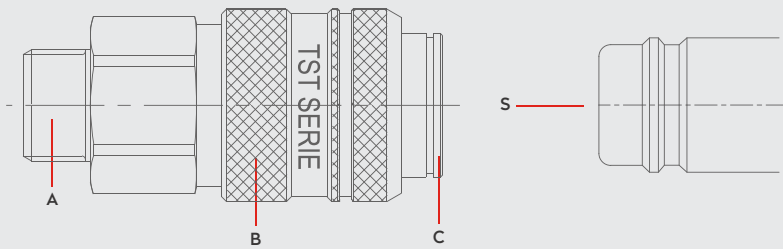
PNEUMATIC COUPLINGS  
PNEUMATISCHE KUPPLUNGEN

SERIE **038B**

DN15



**Materials**



**Material Code**

- A = Brass
- B = Brass
- C = Brass
- S = Brass

0 - 35 bar  
(0-508 PSI)

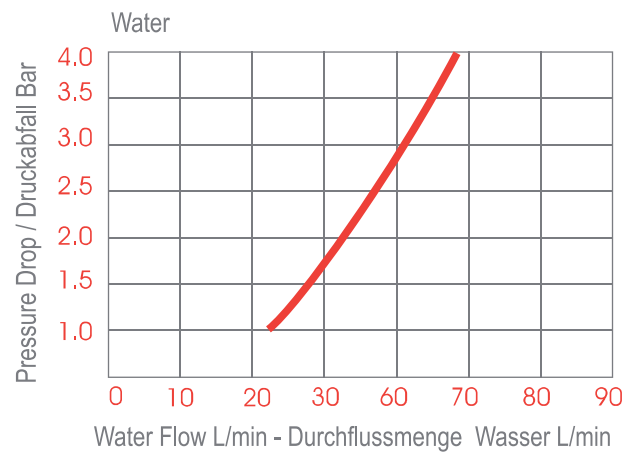
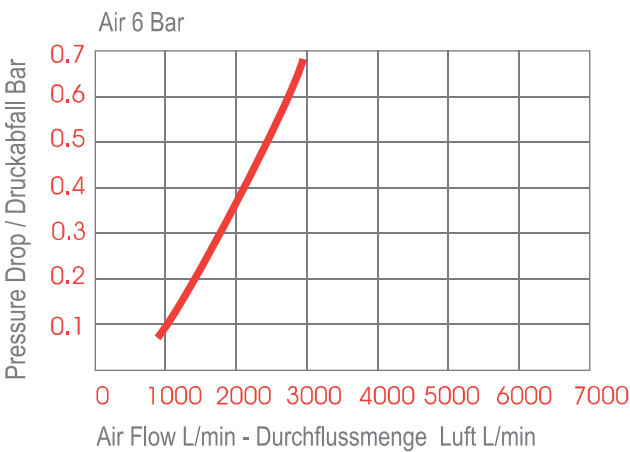
-20° to + 100°C (NBR)  
-4° to + 212°F

**Shut Off Type**

OM 400 - 01600  
OM 353 - 01295  
OM 178 - 02195

**FLOW** 2150 lt/min

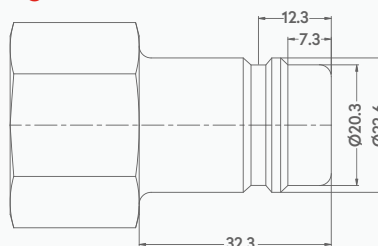
**DN 15 mm**



**Options**

FPM    NICKEL    AISI303 Stainless Steel    AISI316 Stainless Steel

**Plug Profile Serie 038B**

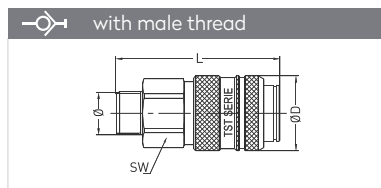


**Compatible with**

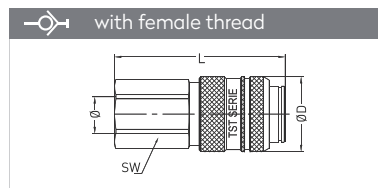
PARKER - RECTUS 38KB



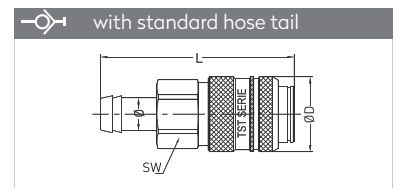
## QUICK COUPLINGS SCHNELLKUPPLUNGEN



Connection	Part No.	SW	L	ØD
BSP 1/2"	038 EGB 21	35	89,1	40
BSP 3/4"	038 EGB 26	35	92,1	40
BSP 1"	038 EGB 33	35	92,1	40

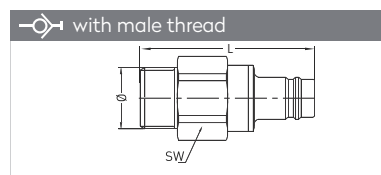


Connection	Part No.	SW	L	ØD
BSP 1/2"	038 DGB 21	35	91,1	40
BSP 3/4"	038 DGB 26	34	91,1	40
BSP 1"	038 DGB 33	41	92,1	40

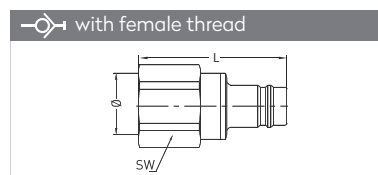


Connection	Part No.	SW	L	ØD
13 mm - 1/2"	038 HGB 13	35	107,1	40
16 mm - 5/8"	038 HGB 16	35	115,1	40
19 mm - 3/4"	038 HGB 19	35	115,1	40
25 mm - 1"	038 HGB 25	35	115,1	40

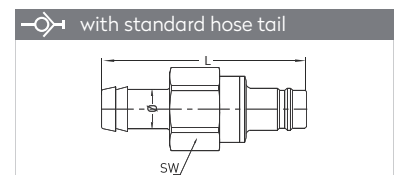
## PLUGS STECKNIPPEL



Connection	Part No.	SW	L
BSP 1/2"	038 EUB 21	35	85
BSP 3/4"	038 EUB 26	35	88
BSP 1"	038 EUB 33	35	88



Connection	Part No.	SW	L
BSP 1/2"	038 DUB 21	35	87
BSP 3/4"	038 DUB 26	34	87
BSP 1"	038 DUB 33	41	88



Connection	Part No.	SW	L
13 mm - 1/2"	038 HUB 13	35	103
16 mm - 5/8"	038 HUB 16	35	111
19 mm - 3/4"	038 HUB 19	35	111
25 mm - 1"	038 HUB 25	35	111





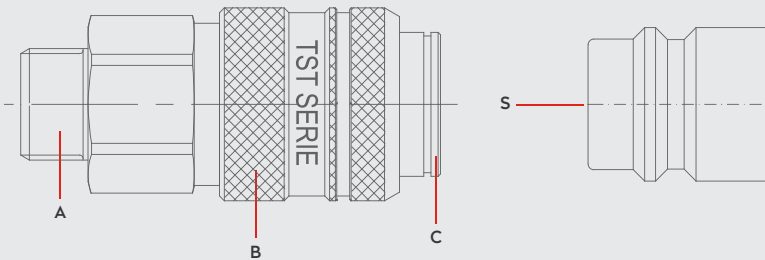
PNEUMATIC COUPLINGS  
PNEUMATISCHE KUPPLUNGEN

SERIE 039

DN19



Materials



Material Code

- A = Brass
- B = Brass
- C = Brass
- S = Brass

0 - 35 bar  
(0-508 PSI)

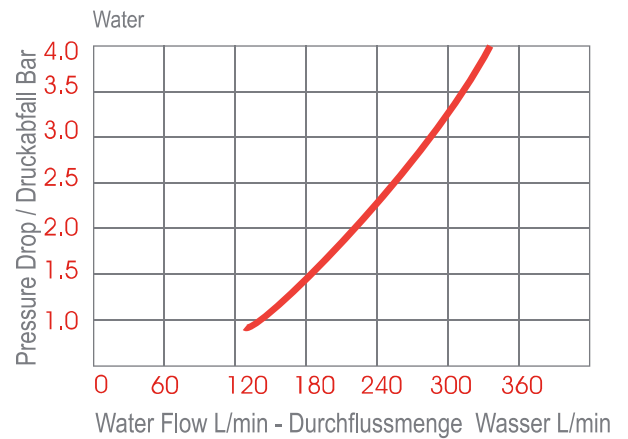
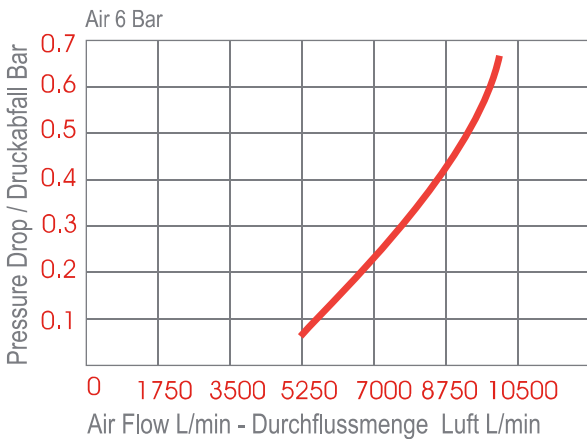
-20° to + 100°C (NBR)  
-4° to + 212°F

Shut Off Type

OM 353 - 02180  
OM 400 - 01700  
OM 200 - 02500

FLOW 9000 lt/min

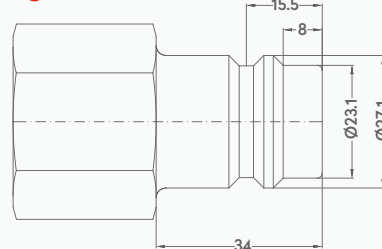
DN 19 mm



Options

FPM NICKEL AISI303 Stainless Steel 039B

Plug Profile Serie 039

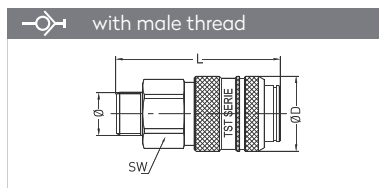


Compatible with

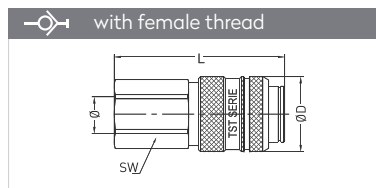
PARKER - RECTUS 39  
HANSEN 7000



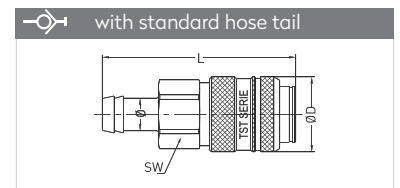
## QUICK COUPLINGS SCHNELLKUPPLUNGEN



Connection	Part No.	SW	L	ØD
BSP 3/4"	039 EG 26	41	95,3	45
BSP 1"	039 EG 33	41	98,3	45
BSP 1 1/4"	039 EG 42	42	98,3	45

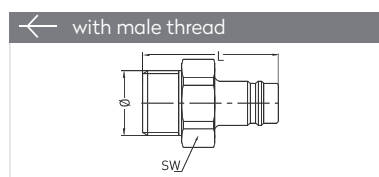


Connection	Part No.	SW	L	ØD
BSP 3/4"	039 DG 26	41	98,3	45
BSP 1"	039 DG 33	41	100,3	45
BSP 1 1/4"	039 DG 42	50	102,3	45

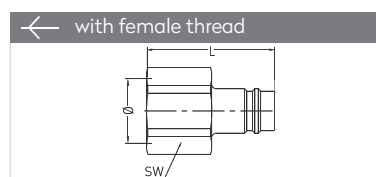


Connection	Part No.	SW	L	ØD
16 mm - 5/8"	039 HG 16	41	114,3	45
19 mm - 3/4"	039 HG 19	41	114,3	45
25 mm - 1"	039 HG 25	41	114,3	45

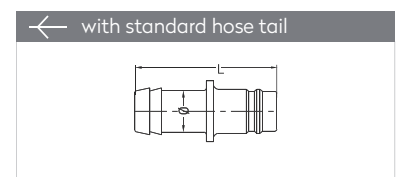
## PLUGS STECKNIPPEL



Connection	Part No.	SW	L
BSP 3/4"	039 EU 26	30	60
BSP 1"	039 EU 33	35	65
BSP 1 1/4"	039 EU 42	46	68



Connection	Part No.	SW	L
BSP 3/4"	039 DU 26	32	58
BSP 1"	039 DU 33	41	68
BSP 1 1/4"	039 DU 42	50	70



Connection	Part No.	SW	ØD
16 mm - 5/8"	039 HU 16	75	30
19 mm - 3/4"	039 HU 19	75	30
25 mm - 1"	039 HU 25	75	32

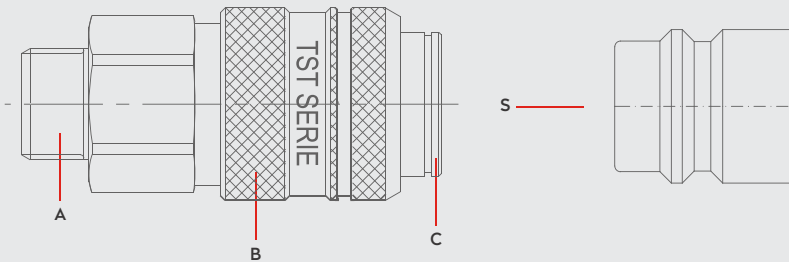


PNEUMATIC COUPLINGS  
PNEUMATISCHE KUPPLUNGEN

SERIE 039B



**Materials**



**Material Code**

- A = Brass
- B = Brass
- C = Brass
- S = Brass

0 - 35 bar  
(0-508 PSI)

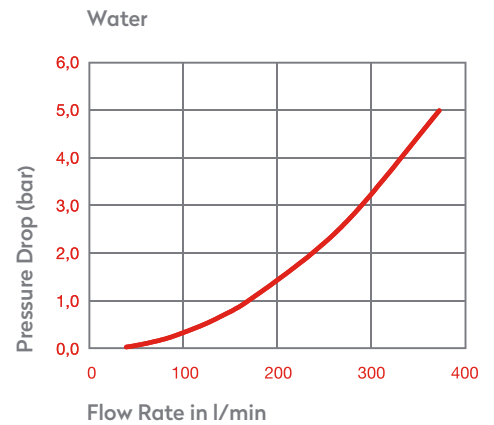
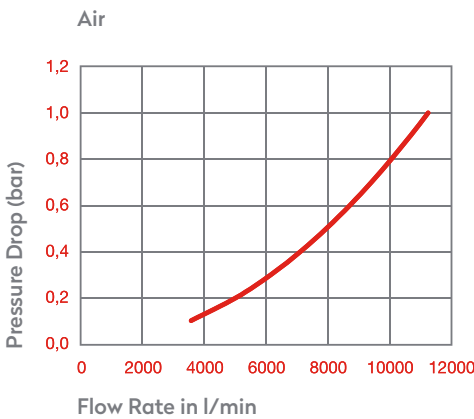
-20° to + 100°C (NBR)  
-4° to + 212°F

**Shut Off Type**

OM 353 - 02180  
OM 400 - 01700  
OM 200 - 02500

**FLOW** 3000 lt/min

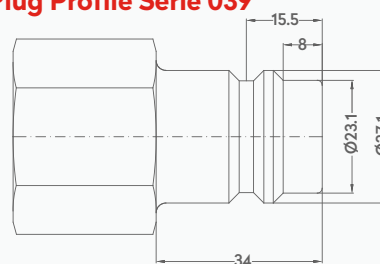
**DN** 19 mm



**Options**

- FPM
- NICKEL
- AISI316  
Stainless Steel

**Plug Profile Serie 039**

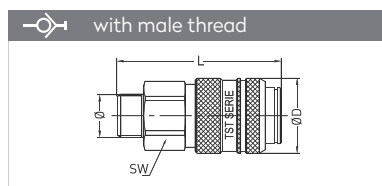


**Compatible with**

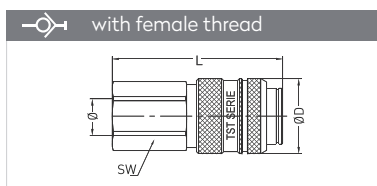
PARKER - RECTUS 39KB



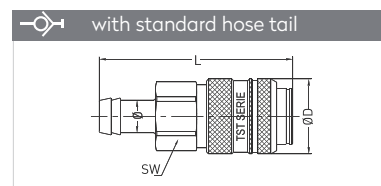
## QUICK COUPLINGS SCHNELLKUPPLUNGEN



Connection	Part No.	SW	L	ØD
BSP 3/4"	039 EGB 26	41	98,5	45
BSP 1"	039 EGB 33	41	101,5	45
BSP 1 1/4"	039 EGB 42	42	101,5	45

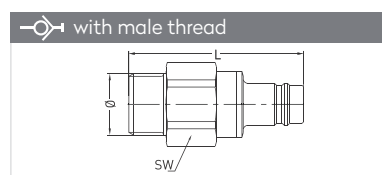


Connection	Part No.	SW	L	ØD
BSP 3/4"	039 DGB 26	41	101,5	45
BSP 1"	039 DGB 33	41	102,5	45
BSP 1 1/4"	039 DGB 42	50	105,5	45

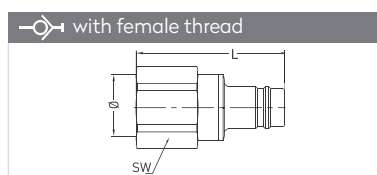


Connection	Part No.	SW	L	ØD
16 mm - 5/8"	039 HGB 16	41	117,5	45
19 mm - 3/4"	039 HGB 19	41	117,5	45
25 mm - 1"	039 HGB 25	41	117,5	45

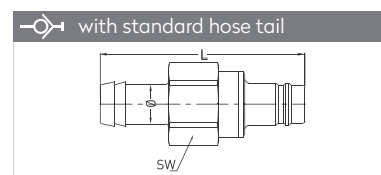
## PLUGS STECKNIPPEL



Connection	Part No.	SW	L
BSP 3/4"	039 EUB 26	41	94
BSP 1"	039 EUB 33	41	97
BSP 1 1/4"	039 EUB 42	42	97



Connection	Part No.	SW	L
BSP 3/4"	039 DUB 26	41	97
BSP 1"	039 DUB 33	41	99
BSP 1 1/4"	039 DUB 42	50	101



Connection	Part No.	SW	L
16 mm - 5/8"	039 HUB 16	41	113
19 mm - 3/4"	039 HUB 19	41	113
25 mm - 1"	039 HUB 25	41	113



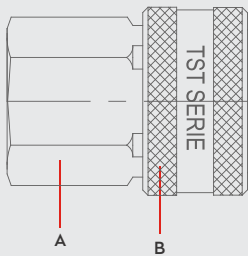
PNEUMATIC COUPLINGS  
PNEUMATISCHE KUPPLUNGEN

SERIE 040

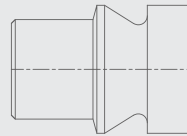
DN9



Materials



S



Material Code

A = Brass

B = Steel Nickel Plated

S = Steel Zinc Plated

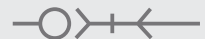


0 - 35 bar  
(0-508 PSI)



-20° to + 100°C (NBR)  
-4° to + 212°F

Shut Off  
Type



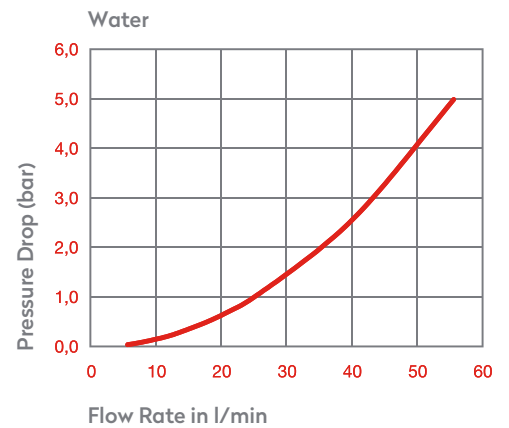
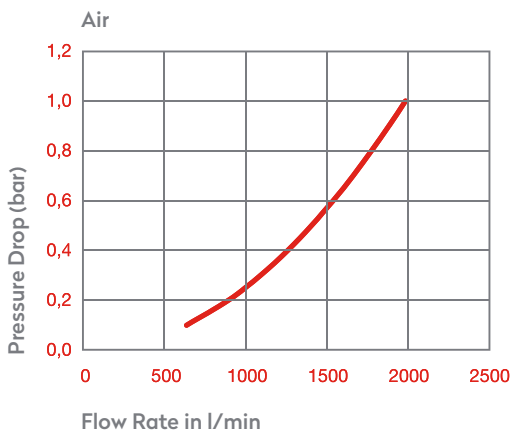
OM 353 - 01105

FLOW

3000 lt/min

DN

9 mm

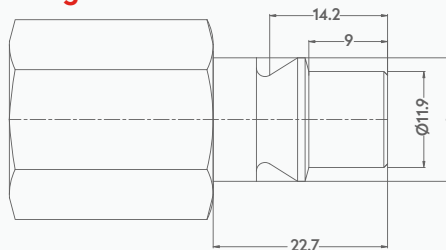


Options

NICKEL

SWING  
J Series

Plug Profile Serie 040



Compatible with

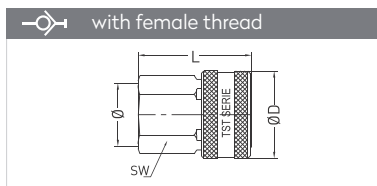
TST SWING COUPLING J  
PARKER - RECTUS 40  
ARO 310  
ORION 44520, 44530

# SERIE 040



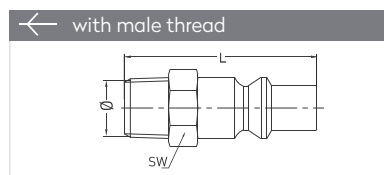
ARO 310

## QUICK COUPLINGS SCHNELLKUPPLUNGEN

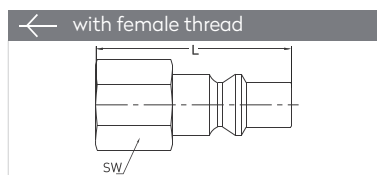


Connection	Part No.	SW	L	ØD
BSP 3/8"	040 DG 17	27	46	32
BSP 1/2"	040 DG 21	27	48	32

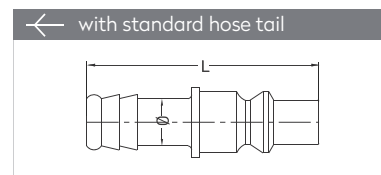
## PLUGS STECKNIPPEL



Connection	Part No.	SW	L
BSPT 3/8"	040 RU 17	19	41
BSPT 1/2"	040 RU 21	24	45
BSPT 3/4"	040 RU 26	27	51



Connection	Part No.	SW	L
BSPT 3/8"	040 DU 17	21	39
BSPT 1/2"	040 DU 21	24	42
BSPT 3/4"	040 DU 26	32	45



Connection	Part No.	L
6 mm - 1/4"	040 HU 06	56
8 mm - 5/16"	040 HU 08	56
10 mm - 3/8"	040 HU 10	56
13 mm - 1/2"	040 HU 13	56
16 mm - 5/8"	040 HU 16	56
19 mm - 3/4"	040 HU 19	62



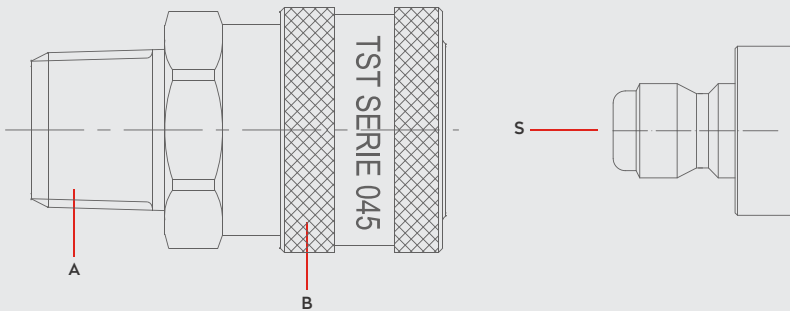
PNEUMATIC COUPLINGS  
PNEUMATISCHE KUPPLUNGEN

SERIE 045

OM 3-45



Materials



Material Code

A = Brass

B = Brass

S = Brass

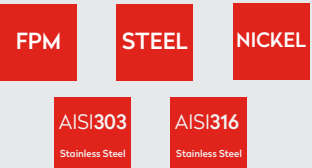


BRASS : 0 - 305 bar  
STEEL : 0 - 340 bar  
STAINLESS : 0 - 440 bar



-20° to + 100°C (NBR)  
-4° to + 212°F

Options



Compatible with

PARKER - RECTUS 45  
PARKER ST

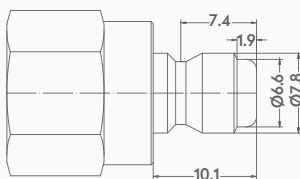
Shut Off Type



Plug Profile Serie 045

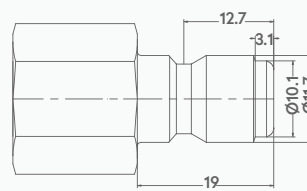
OM 178 - 00605

■045.03



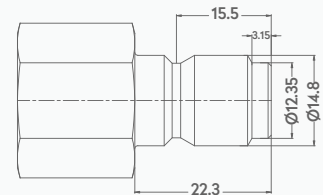
OM 262 - 00955

■045.06



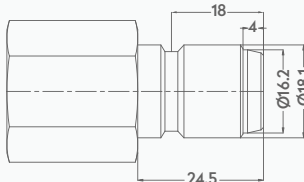
OM 262 - 01235

■045.10



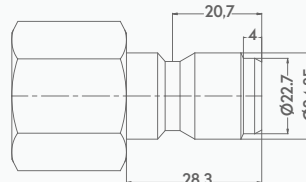
OM 280 - 01600

■045.13



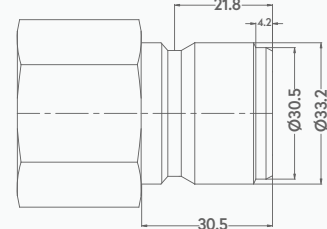
OM 353 - 02340

■045.19



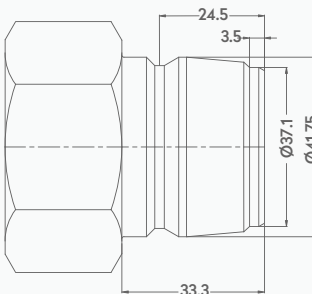
OM 300 - 03100

■045.25




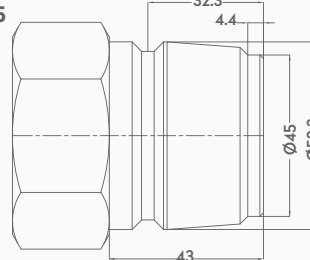
OM 353 - 03770

■045.32



OM 534 - 04380

■045.45

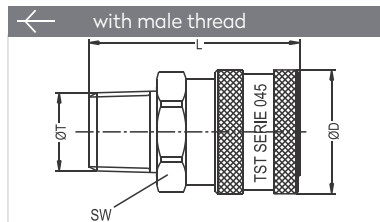




Truflate

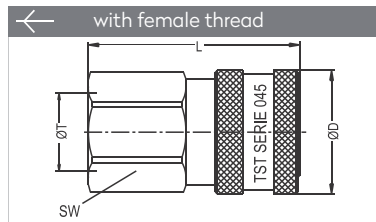
Straight Through

## QUICK COUPLINGS SCHNELLKUPPLUNGEN



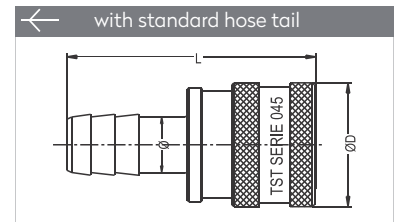
Connection	Part No.	SW	L	ØD
BSPT 1/8"	045.03 RGF 10	14	25	16
BSPT 1/4"	045.06 RGF 13	21	39,5	24
BSPT 3/8"	045.10 RGF 17	24	43	28
BSPT 1/2"	045.13 RGF 21	27	51	32
BSPT 3/4"	045.19 RGF 26	36	57	41
BSPT 1"	045.25 RGF 33	42	66,5	50

NPT 1/8"	045.03 TGF 10	14	26	16
NPT 1/4"	045.06 TGF 13	21	39,5	24
NPT 3/8"	045.10 TGF 17	24	43	28
NPT 1/2"	045.13 TGF 21	27	52	32
NPT 3/4"	045.19 TGF 26	36	58	41
NPT 1"	045.25 TGF 33	42	65,5	50



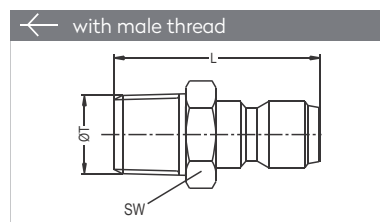
Connection	Part No.	SW	L	ØD
BSP 1/8"	045.03 DGF 10	14	25	16
BSP 1/4"	045.06 DGF 13	21	37	24
BSP 3/8"	045.10 DGF 17	24	40	28
BSP 1/2"	045.13 DGF 21	27	49,5	32
BSP 3/4"	045.19 DGF 26	36	53,3	41

NPT 1/8"	045.03 NGF 10	14	25	16
NPT 1/4"	045.06 NGF 13	21	37	24
NPT 3/8"	045.10 NGF 17	24	40	28
NPT 1/2"	045.13 NGF 21	27	49,5	32
NPT 3/4"	045.19 NGF 26	36	54,8	41



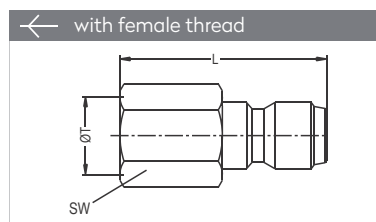
Connection	Part No.	L	ØD
Ø 3 mm - 1/8"	045.03 HGF 03	35	16
Ø 6 mm - 1/4"	045.06 HGF 06	52	24
Ø 10 mm - 3/8"	045.10 HGF 10	51	28
Ø 13 mm - 1/2"	045.13 HGF 13	55	32
Ø 19 mm - 3/4"	045.19 HGF 19	60	41
Ø 25 mm - 1"	045.25 HGF 25	82	50

## PLUGS STECKNIPPEL



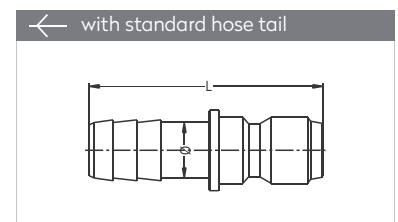
Connection	Part No.	SW	L
BSPT 1/8"	045.03 RU 10	12	27,9
BSPT 1/4"	045.06 RU 13	14	36,5
BSPT 3/8"	045.10 RU 17	19	41
BSPT 1/2"	045.13 RU 21	22	48,2
BSPT 3/4"	045.19 RU 26	27	56
BSPT 1"	045.25 RU 33	38	63,5

NPT 1/8"	045.03 TU 10	12	26,4
NPT 1/4"	045.06 TU 13	14	36,5
NPT 3/8"	045.10 TU 17	19	41,5
NPT 1/2"	045.13 TU 21	22	48,2
NPT 3/4"	045.19 TU 26	27	57
NPT 1"	045.25 TU 33	38	63,5



Connection	Part No.	SW	L
BSPT 1/8"	045.03 DU 10	14	24,4
BSPT 1/4"	045.06 DU 13	17	35,7
BSPT 3/8"	045.10 DU 17	22	41,5
BSPT 1/2"	045.13 DU 21	24	50
BSPT 3/4"	045.19 DU 26	30	49
BSPT 1"	045.25 DU 33	40	60

NPT 1/8"	045.03 NU 10	14	24,4
NPT 1/4"	045.06 NU 13	17	35,7
NPT 3/8"	045.10 NU 17	22	41,5
NPT 1/2"	045.13 NU 21	24	50
NPT 3/4"	045.19 NU 26	30	52
NPT 1"	045.25 NU 33	38	62,5



Connection	Part No.	L	Ø
Ø 3 mm - 1/8"	045.03 HU 03	32	3
Ø 6 mm - 1/4"	045.06 HU 06	48	6
Ø 10 mm - 3/8"	045.10 HU 10	51	10
Ø 13 mm - 1/2"	045.13 HU 13	53	13
Ø 19 mm - 3/4"	045.19 HU 19	58	19
Ø 25 mm - 1"	045.25 HU 25	83	25

Connection	Brass / Bar	Steel / Bar	Stainless / Bar
1/8"	170	170	285
1/4"	305	340	440
3/8"	185	240	340
1/2"	170	185	205
3/4"	135	185	205
1"	70	135	100



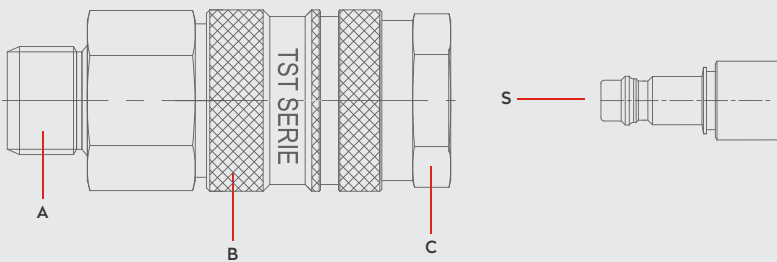


PNEUMATIC COUPLINGS  
PNEUMATISCHE KUPPLUNGEN



# SERIE 046D

### Materials




### Material Code

A = Brass Nickel Plated


B = Brass Nickel Plated

C = Brass Nickel Plated

S = Brass Nickel Plated




0 - 35 bar  
(0-508 PSI)



-20° to + 100°C (NBR)  
-4° to + 212°F

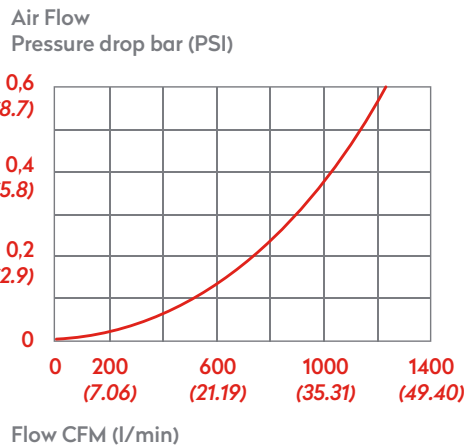
Shut Off Type




OM 300 - 00750  
OM 100 - 01000  
OM 157 - 00700

**SAFETY LOCK**

**DN 6 mm**



### Options

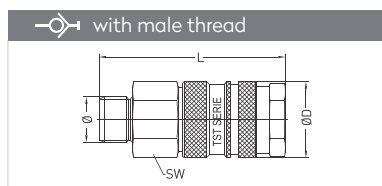
### Plug Profile Serie 046D

### Compatible with

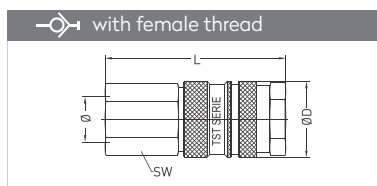
CEJN 345



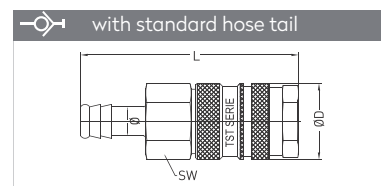
## QUICK COUPLINGS SCHNELLKUPPLUNGEN



Connection	Part No.	SW	L	ØD
BSP 1/8"	046 EGD 10	19	57,3	23
BSP 1/4"	046 EGD 13	19	59,3	23
BSP 3/8"	046 EGD 17	19	59,3	23

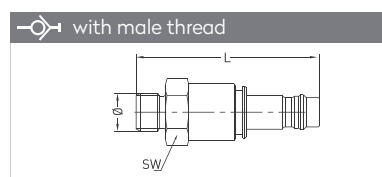


Connection	Part No.	SW	L	ØD
BSP 1/4"	046 DGD 13	19	54,3	23
BSP 3/8"	046 DGD 17	19	57,3	23
BSP 1/2"	046 DGD 21	24	59,3	23

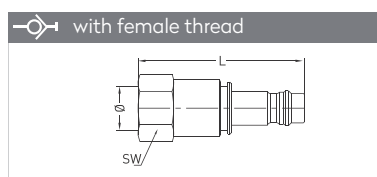


Connection	Part No.	SW	L	ØD
6 mm - 1/4"	046 HGD 06	19	73,3	23
8 mm - 5/16"	046 HGD 08	19	73,3	23
10 mm - 3/8"	046 HGD 10	19	73,3	23
13 mm - 1/2"	046 HGD 13	19	73,3	23

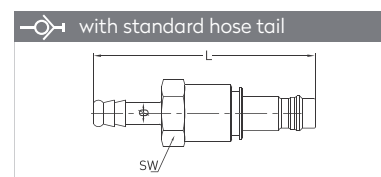
## PLUGS STECKNIPPEL



Connection	Part No.	SW	L
BSP 1/8"	046 EUD 10	20	60,9
BSP 1/4"	046 EUD 13	20	62,9
BSP 3/8"	046 EUD 17	20	63,9



Connection	Part No.	SW	L
BSP 1/4"	046 DUD 10	20	56,9
BSP 3/8"	046 DUD 13	20	56,9
BSP 1/2"	046 DUD 17	20	59,9



Connection	Part No.	SW	L
6 mm - 1/4"	046 HUD 06	20	73,9
8 mm - 5/16"	046 HUD 08	20	73,9
10 mm - 3/8"	046 HUD 10	20	73,9
13 mm - 1/2"	046 HUD 13	20	73,9



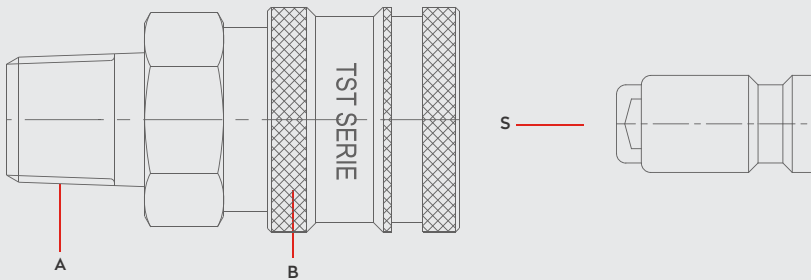
PNEUMATIC COUPLINGS  
PNEUMATISCHE KUPPLUNGEN

SERIE 049

DN 3.2



Materials




Material Code


A = Brass

B = Brass

S = Brass




0 - 48 bar  
(0-696 PSI)



-20° to + 100°C (NBR)  
-4° to + 212°F

Shut Off Type




OM 178 - 00765

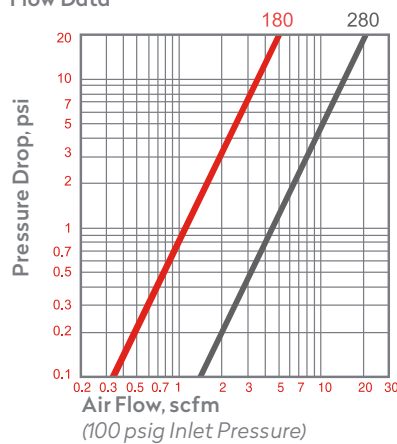
FLOW

90 lt/min

DN

3.2 mm

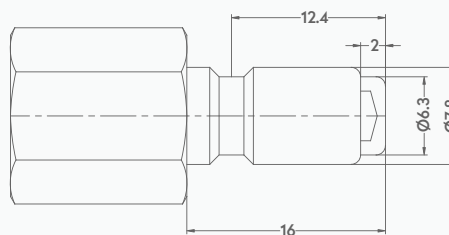
Flow Data



Options


FPM

Plug Profile Serie 049

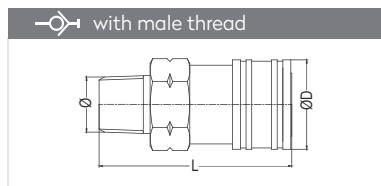


Compatible with

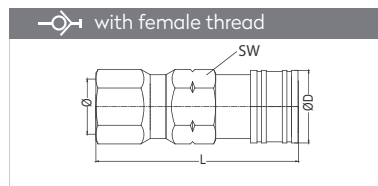
HANSEN 180, 280



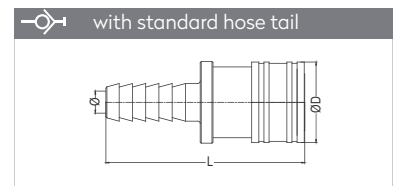
## QUICK COUPLINGS SCHNELLKUPPLUNGEN



Connection	Part No.	SW	L	ØD
NPT 1/8"	049 TG 10	14	34	15,8
NPT 1/4"	049 TG 13	14	37	15,8

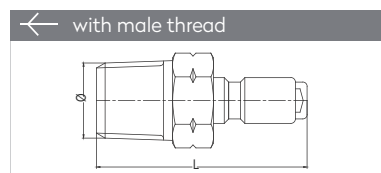


Connection	Part No.	SW	L	ØD
NPT 1/8"	049 NG 10	14	44	15,8

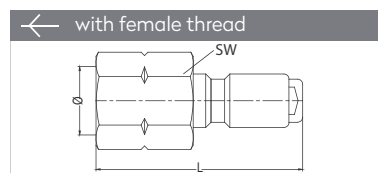


Connection	Part No.	L	ØD
Ø 4	049 HG 04	39	15,8
Ø 6	049 HG 06	39	15,8

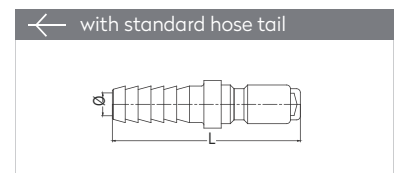
## PLUGS STECKNIPPEL




Connection	Part No.	SW	L
NPT 1/8"	049 TU 10	11	30,7
NPT 1/4"	049 TU 13	14	36



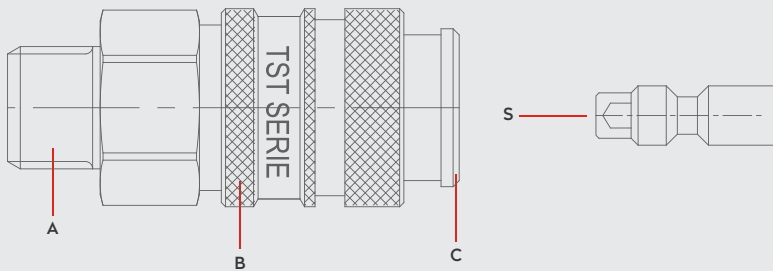
Connection	Part No.	SW	L
NPT 1/8"	049 NU 10	13	30,2



Connection	Part No.	L	ØD
Ø 3 1/8"	049 HU 03	31,8	9,6
Ø 4 5/32"	049 HU 04	32	10
Ø 5 3/16"	049 HU 05	38	9,6
Ø 6 1/4"	049 HU 06	38	9,6



**Materials**



**Material Code**

- A = Brass
- B = Brass
- C = Brass
- S = Brass

0 - 35 bar  
(0-508 PSI)

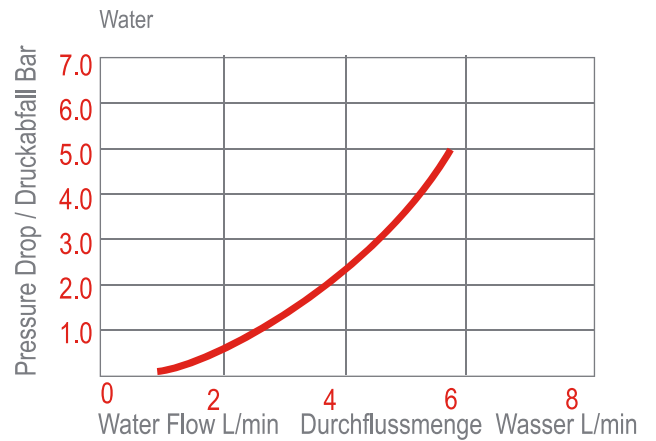
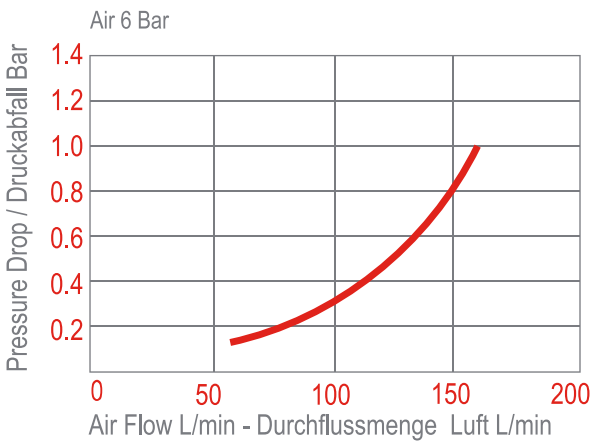
-20° to + 100°C (NBR)  
-4° to + 212°F

**Shut Off Type**

OM 157- 00550  
OM 200 - 00300

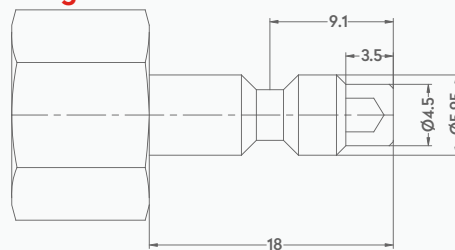
**FLOW** 160 lt/min

**DN 2.5 mm**




**Options**

**Plug Profile Serie 050**

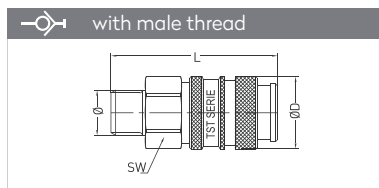


**Compatible with**

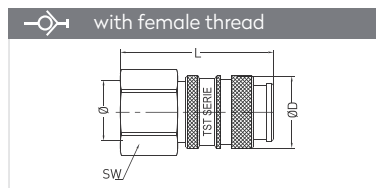
- PARKER - RECTUS 50
- WALTHER LP 002



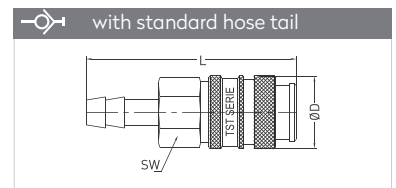
## QUICK COUPLINGS SCHNELLKUPPLUNGEN



Connection	Part No.	SW	L	ØD
BSP 1/8"	050 EG 10	14	37	16,3
BSP 1/4"	050 EG 13	17	39	16,3
BSP 3/8"	050 EG 17	19	39	16,3

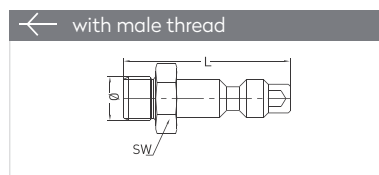


Connection	Part No.	SW	L	ØD
BSP 1/8"	050 DG 10	14	36,5	16,3
BSP 1/4"	050 DG 13	17	38,5	16,3
BSP 3/8"	050 DG 17	19	38,5	16,3

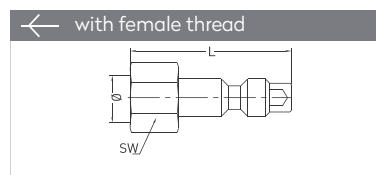


Connection	Part No.	SW	L	ØD
4 mm - 1/6"	050 HG 04	14	47	16,3
6 mm - 1/4"	050 HG 06	14	47	16,3
8 mm - 5/16"	050 HG 08	14	47	16,3
9 mm - 5/14"	050 HG 09	14	47	16,3
10 mm - 3/8"	050 HG 10	14	47	16,3

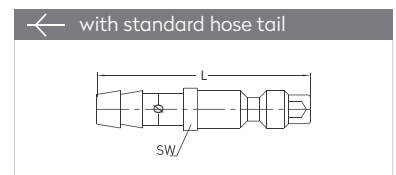
## PLUGS STECKNIPPEL



Connection	Part No.	SW	L
BSP 1/8"	050 EU 10	14	26,7



Connection	Part No.	SW	L
BSP 1/8"	050 DU 10	14	28,1



Connection	Part No.	SW	L
4 mm - 1/6"	050 HU 04	7	35
6 mm - 1/4"	050 HU 06	7	35

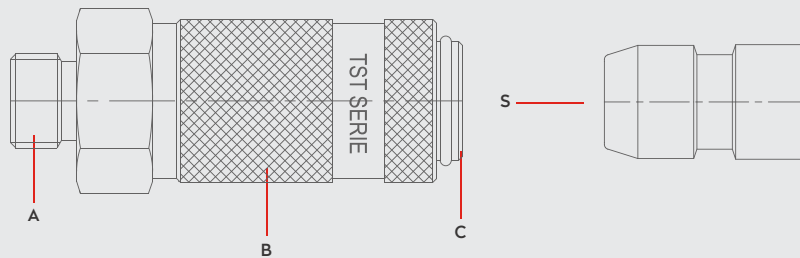


PNEUMATIC COUPLINGS  
PNEUMATISCHE KUPPLUNGEN

SERIE 051 DN6



Materials



Material Code

- A = Brass Nickel Plated
- B = Steel Nickel Plated
- C = Steel Zinc Plated
- S = Steel Nickel Plated

0 - 50 bar  
(0-725 PSI)

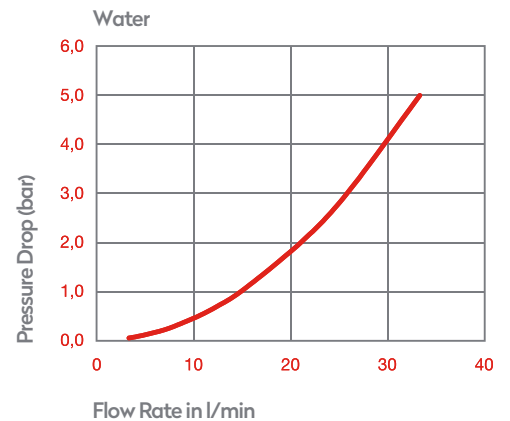
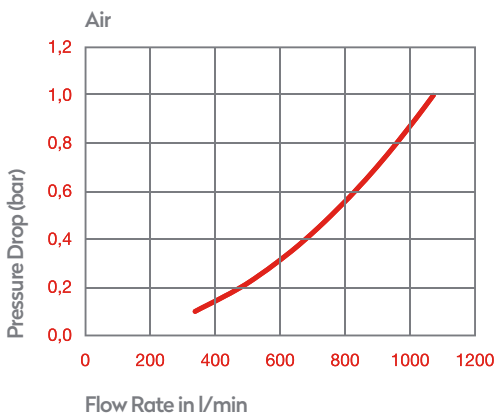
-20° to + 100°C (NBR)  
-4° to + 212°F

Shut Off Type

OM 200 - 01100  
OM 200 - 00700  
OM 200 - 01600

FLOW 800 lt/min

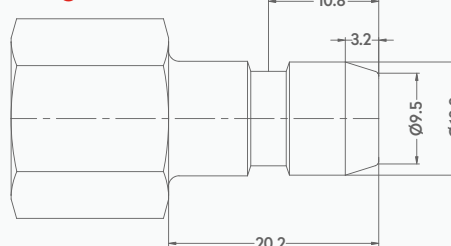
DN 6 mm



Options



Plug Profile Serie 051

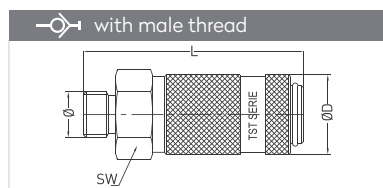


Compatible with

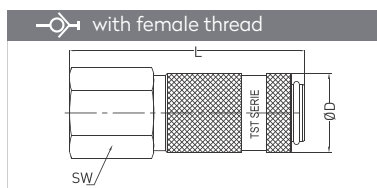
- TST 206
- PARKER - RECTUS 51
- WALTHER SP 002, SG 006



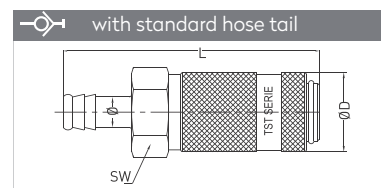
## QUICK COUPLINGS SCHNELLKUPPLUNGEN



Connection	Part No.	SW	L	ØD
BSP 1/4"	051 EG 13	21	60,7	22
BSP 3/8"	051 EG 17	21	60,7	22
BSP 1/2"	051 EG 21	22	63,7	22

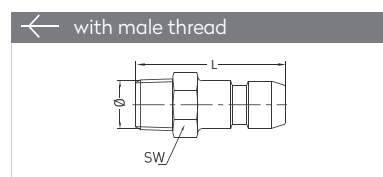


Connection	Part No.	SW	L	ØD
BSP 1/4"	051 DG 13	21	62,7	22
BSP 3/8"	051 DG 17	21	62,7	22
BSP 1/2"	051 DG 21	24	63,7	22

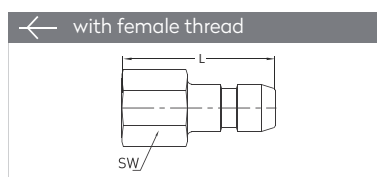


Connection	Part No.	SW	L	ØD
6 mm - 1/4"	051 HG 06	21	75	22
9 mm - 5/14"	051 HG 09	21	75	22
11 mm - 7/16"	051 HG 11	21	75	22
13 mm - 1/2"	051 HG 13	21	75	22

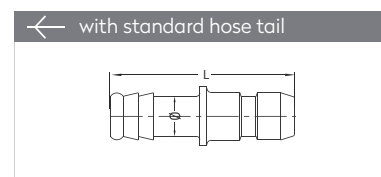
## PLUGS STECKNIPPEL



Connection	Part No.	SW	L
BSP 1/8"	051 EU 10	14	33
BSP 1/4"	051 EU 13	17	35
BSP 3/8"	051 EU 17	19	36
BSP 1/2"	051 EU 21	22	36



Connection	Part No.	SW	L
BSP 1/8"	051 DU 10	14	30
BSP 1/4"	051 DU 13	17	34
BSP 3/8"	051 DU 17	19	34



Connection	Part No.	L
6 mm - 1/4"	051 HU 06	44
9 mm - 5/14"	051 HU 09	46
11 mm - 7/16"	051 HU 11	46
13 mm - 1/2"	051 HU 13	46





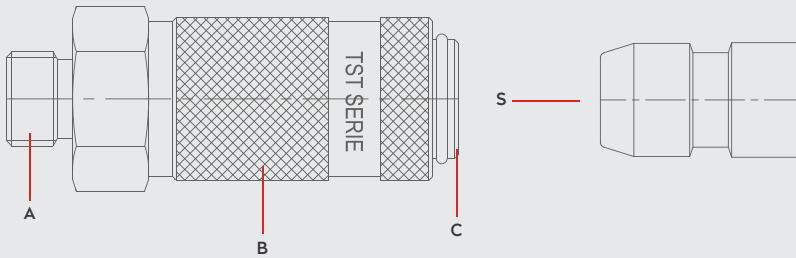
PNEUMATIC COUPLINGS  
PNEUMATISCHE KUPPLUNGEN

SERIE 051B

DN6



Materials



Material Code

- A = Brass Nickel Plated
- B = Steel Nickel Plated
- C = Steel Zinc Plated
- S = Steel Nickel Plated

0 - 50 bar  
(0-725 PSI)

-20° to + 100°C (NBR)  
-4° to + 212°F

Shut Off Type

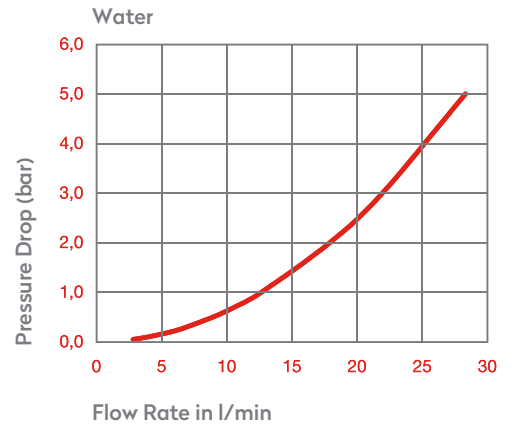
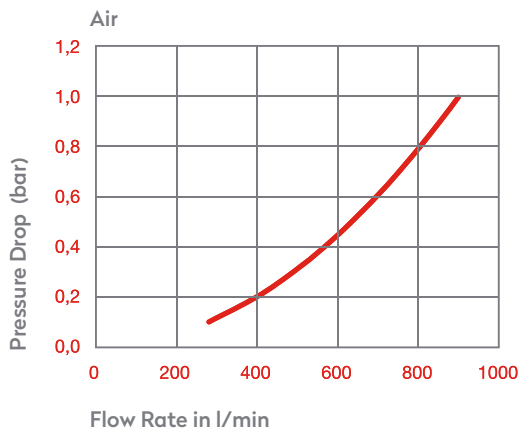
OM 200 - 00700  
OM 200 - 01100  
OM 200 - 01600

FLOW

660 lt/min

DN

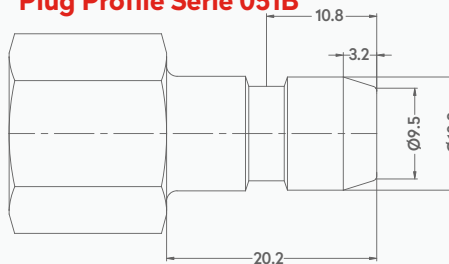
6 mm



Options

FPM

Plug Profile Serie 051B

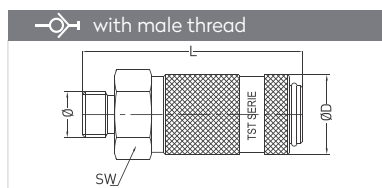


Compatible with

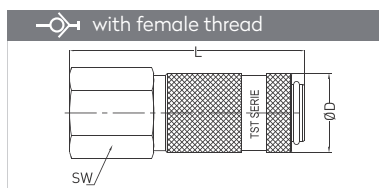
- TST 206
- PARKER - RECTUS 52KB
- WALTHER SP 006



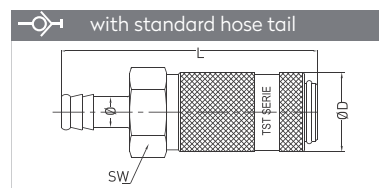
## QUICK COUPLINGS SCHNELLKUPPLUNGEN



Connection	Part No.	SW	L	ØD
BSP 1/4"	051 EGB 13	21	60,7	22
BSP 3/8"	051 EGB 17	21	60,7	22
BSP 1/2"	051 EGB 21	22	63,7	22

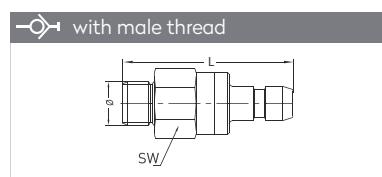


Connection	Part No.	SW	L	ØD
BSP 1/4"	051 DGB 13	21	62,7	22
BSP 3/8"	051 DGB 17	21	62,7	22
BSP 1/2"	051 DGB 21	24	63,7	22

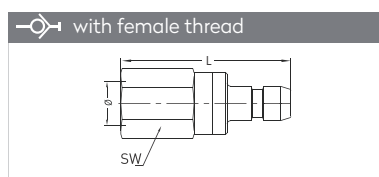


Connection	Part No.	SW	L	ØD
6 mm - 1/4"	051 HGB 06	21	75	22
9 mm - 5/14"	051 HGB 09	21	75	22
11 mm - 7/16"	051 HGB 11	21	75	22
13 mm - 1/2"	051 HGB 13	21	75	22

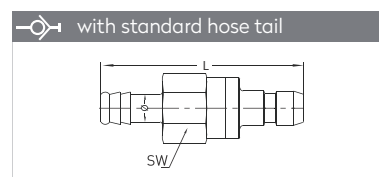
## PLUGS STECKNIPPEL



Connection	Part No.	SW	L
BSP 1/8"	051 EUB 10	21	43
BSP 1/4"	051 EUB 13	21	45,5
BSP 3/8"	051 EUB 17	21	45,5



Connection	Part No.	SW	L
BSP 1/8"	051 DUB 10	21	45,5
BSP 1/4"	051 DUB 13	21	47,5
BSP 3/8"	051 DUB 17	21	47,5



Connection	Part No.	SW	L
6 mm - 1/4"	051 HUB 06	21	59,8
9 mm - 5/14"	051 HUB 09	21	59,8
11 mm - 7/16"	051 HUB 11	21	59,8
13 mm - 1/2"	051 HUB 13	21	59,8

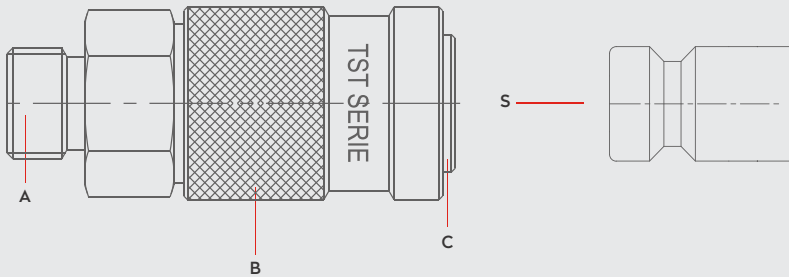


PNEUMATIC COUPLINGS  
PNEUMATISCHE KUPPLUNGEN

SERIE 052 DN6



Materials



Material Code

- A = Brass Nickel Plated
- B = Steel Nickel Plated
- C = Steel Zinc Plated
- S = Steel Nickel Plated

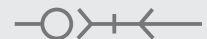


0 - 50 bar  
(0-725 PSI)



-20° to + 100°C (NBR)  
-4° to + 212°F

Shut Off Type



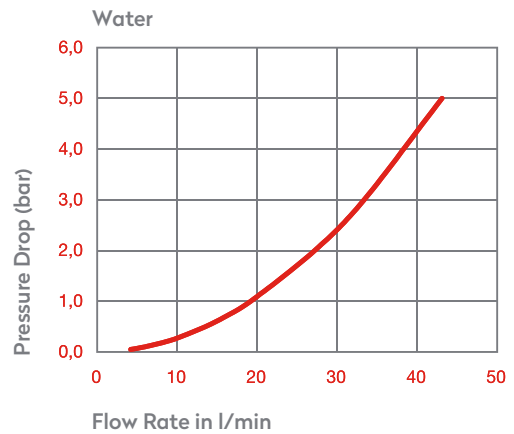
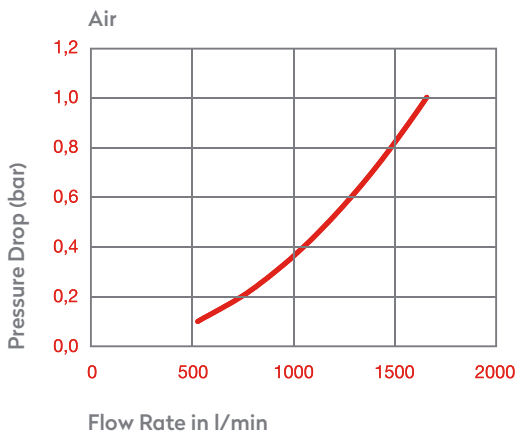
OM 262 - 01235  
OM 100 - 01000  
OM 250 - 00500

FLOW

1100 lt/min

DN

6 mm

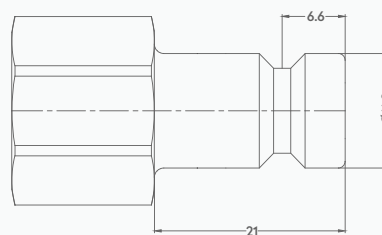


Options

FPM



Plug Profile Serie 052

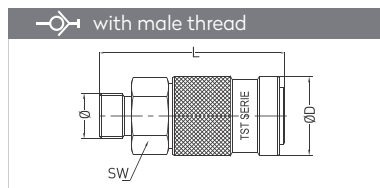


Compatible with

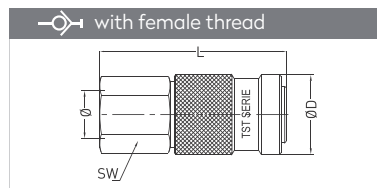
TST	205
PARKER - RECTUS	52KB
WALTHER	LP 006



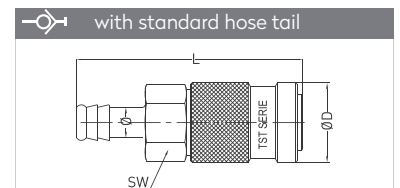
## QUICK COUPLINGS SCHNELLKUPPLUNGEN



Connection	Part No.	SW	L	ØD
BSP 1/4"	052 EG 13	21	63	25
BSP 3/8"	052 EG 17	21	63	25
BSP 1/2"	052 EG 21	22	63	25

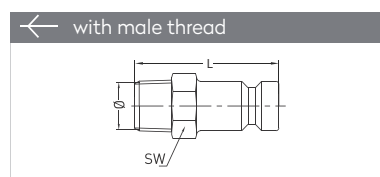


Connection	Part No.	SW	L	ØD
BSP 1/4"	052 DG 13	21	61	25
BSP 3/8"	052 DG 17	21	61	25
BSP 1/2"	052 DG 21	24	63	25

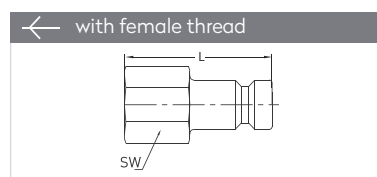


Connection	Part No.	SW	L	ØD
6 mm - 1/4"	052 HG 06	21	77,2	25
9 mm - 5/14"	052 HG 09	21	77,2	25
11 mm - 7/16"	052 HG 11	21	77,2	25
13 mm - 1/2"	052 HG 13	21	77,2	25

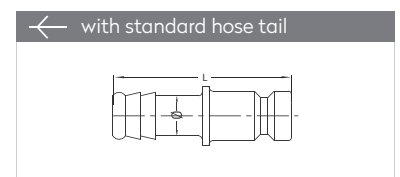
## PLUGS STECKNIPPEL



Connection	Part No.	SW	L
BSP 1/8"	052 EU 10	14	34
BSP 1/4"	052 EU 13	14	38
BSP 3/8"	052 EU 17	19	40,5
BSP 1/2"	052 EU 21	23	42



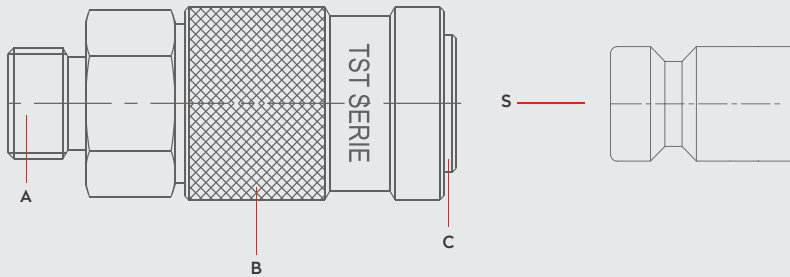
Connection	Part No.	SW	L
BSP 1/8"	052 DU 10	15	31
BSP 1/4"	052 DU 13	17	36
BSP 3/8"	052 DU 17	22	38
BSP 1/2"	052 DU 21	27	41



Connection	Part No.	L
6 mm - 1/4"	052 HU 06	46
9 mm - 5/14"	052 HU 09	51
11 mm - 7/16"	052 HU 11	53
13 mm - 1/2"	052 HU 13	53



### Materials



### Material Code

- A = Brass Nickel Plated
- B = Steel Nickel Plated
- C = Steel Zinc Plated
- S = Steel Nickel Plated



0 - 50 bar  
(0-725 PSI)



-20° to + 100°C (NBR)  
-4° to + 212°F

### Shut Off Type



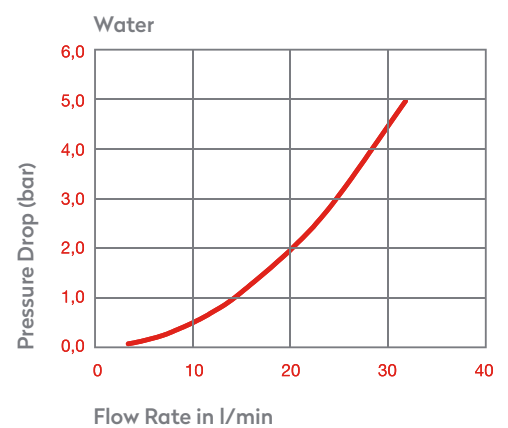
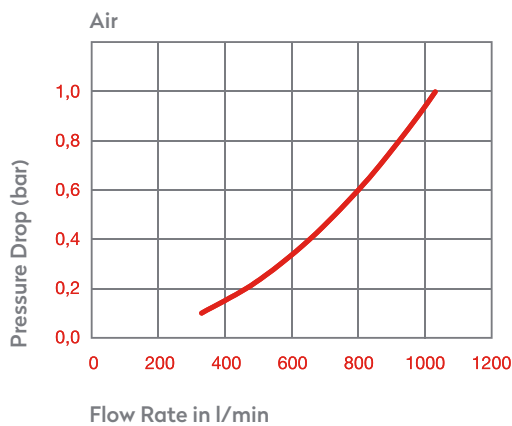
OM 262 - 01235  
OM 100 - 01000  
OM 250 - 00500

### FLOW

660 lt/min

### DN

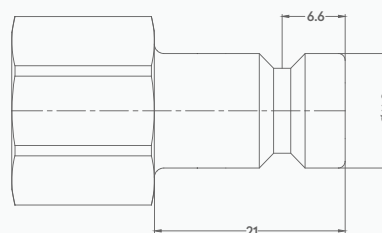
6 mm



### Options

FPM

### Plug Profile Serie 052B

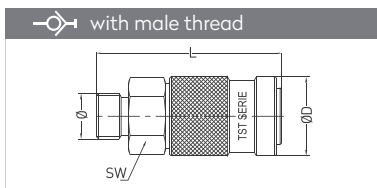


### Compatible with

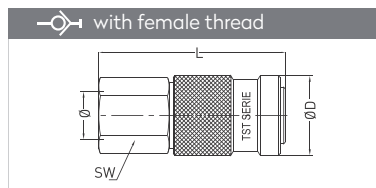
TST	205
PARKER - RECTUS	52KB
WALTHER	LP 006



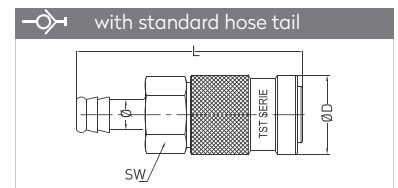
## QUICK COUPLINGS SCHNELLKUPPLUNGEN



Connection	Part No.	SW	L	ØD
BSP 1/4"	052 EGB 13	21	63	25
BSP 3/8"	052 EGB 17	21	63	25
BSP 1/2"	052 EGB 21	22	66	25

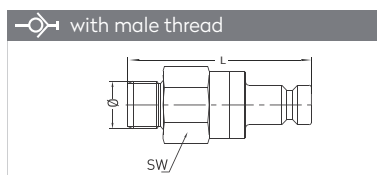


Connection	Part No.	SW	L	ØD
BSP 1/4"	052 DGB 13	21	61	25
BSP 3/8"	052 DGB 17	21	61	25
BSP 1/2"	052 DGB 21	24	63	25

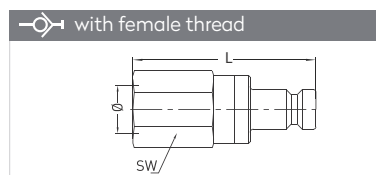


Connection	Part No.	SW	L	ØD
6 mm - 1/4"	052 HGB 06	21	77,2	25
9 mm - 5/14"	052 HGB 09	21	77,2	25
10 mm - 3/8"	052 HGB 10	21	77,2	25
11 mm - 7/16"	052 HGB 11	21	77,2	25
13 mm - 1/2"	052 HGB 13	21	77,2	25

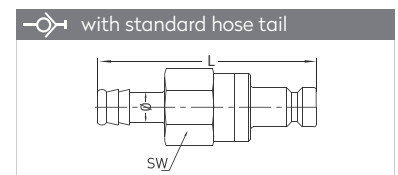
## PLUGS STECKNIPPEL



Connection	Part No.	SW	L
BSP 1/8"	052 EUB 10	21	43
BSP 1/4"	052 EUB 13	21	44
BSP 3/8"	052 EUB 17	21	44
BSP 1/2"	052 EUB 21	21	47



Connection	Part No.	SW	L
BSP 1/8"	052 DUB 10	21	42
BSP 1/4"	052 DUB 13	21	44
BSP 3/8"	052 DUB 17	21	44
BSP 1/2"	052 DUB 21	24	47




Connection	Part No.	SW	L
6 mm - 1/4"	052 HUB 06	21	58
9 mm - 5/14"	052 HUB 09	21	58
10 mm - 3/8"	052 HUB 10	21	58
11 mm - 7/16"	052 HUB 11	21	58
13 mm - 1/2"	052 HUB 13	21	58



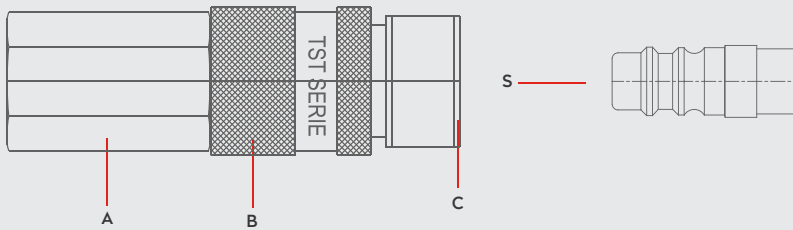
PNEUMATIC COUPLINGS  
PNEUMATISCHE KUPPLUNGEN

# DN 7.4

## SERIE 065-066-067K



### Materials



### Material Code

- A = Brass Nickel Plated
- B = Steel Nickel Plated
- C = Brass Nickel Plated
- S = Brass

0 - 35 bar  
(0-508 PSI)

-20° to + 100°C (NBR)  
-4° to + 212°F

Shut Off Type

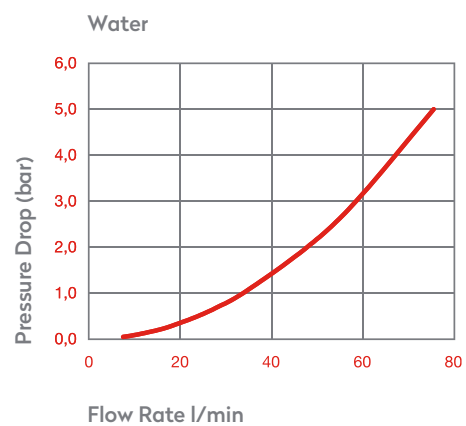
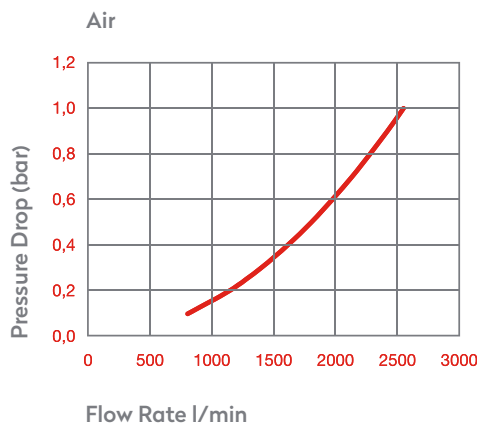
OM 250 - 00500  
OM 100 - 01000

FLOW

800 lt/min

DN

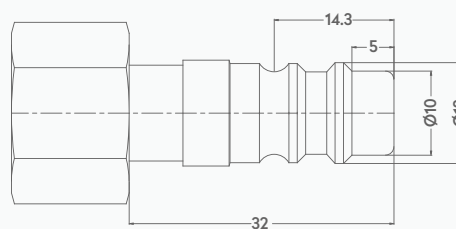
7.4 mm



### Options


FPM

### Plug Profile Serie 065-066-067K



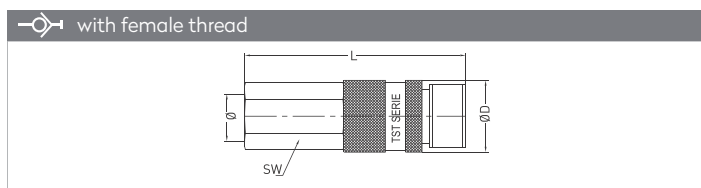
### Compatible with

PARKER - RECTUS 65, 66, 67

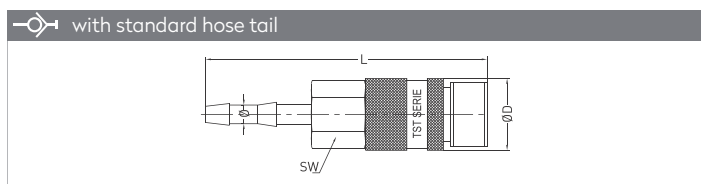


# SERIE 065-066-067K

## QUICK COUPLINGS SCHNELLKUPPLUNGEN

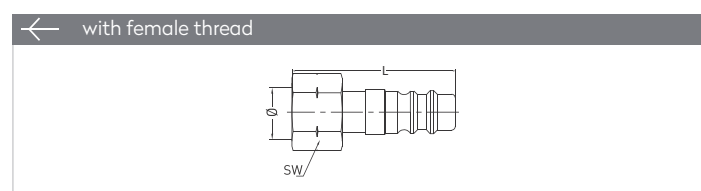


Connection	065K	066K	067K	SW	L	ØD
BSP 1/4"	065 DG 13	066 LDG 13	067 LDG 13	19	59,8	23
BSP 3/8"	065 DG 17	066 LDG 17	067 LDG 17	19	59,8	23

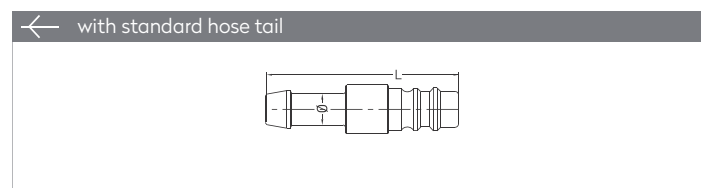


Connection	065K	066K	067K	SW	L	ØD
Ø 6 - Ø 1/4"	065 HG 06	066 HG 06	067 HG 06	19	81,3	23
Ø 9 - Ø 5/14"	065 HG 09	066 HG 09	067 HG 09	19	81,3	23

## PLUGS STECKNIPPEL



Connection	065K	066K	067K	SW	L
BSP 1/4"	065 DU 13	066 LDU 13	067 LDU 13	17	46
BSP 3/8"	065 DU 17	066 LDU 17	-	19	46



Connection	065K	066K	067K	L
Ø 6 - Ø 1/4"	065 HU 06	066 HU 06	067 HU 06	55
Ø 9 - Ø 5/14"	065 HU 09	066 HU 09	067 HU 09	60





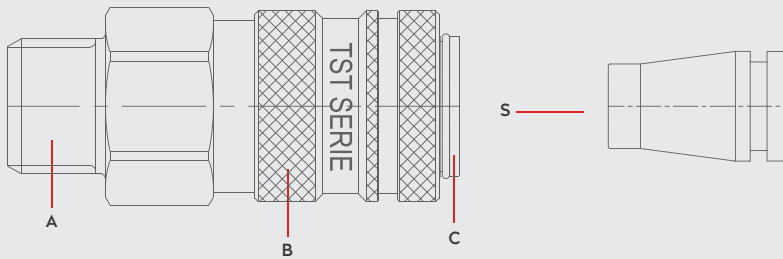
PNEUMATIC COUPLINGS  
PNEUMATISCHE KUPPLUNGEN

SERIE 068

DN 8.5



**Materials**



**Material Code**

- A = Brass Nickel Plated
- B = Steel Nickel Plated
- C = Steel Nickel Plated
- S = Steel Nickel Plated



0 - 35 bar  
(0-508 PSI)



-20° to + 100°C (NBR)  
-4° to + 212°F

**Shut Off Type**



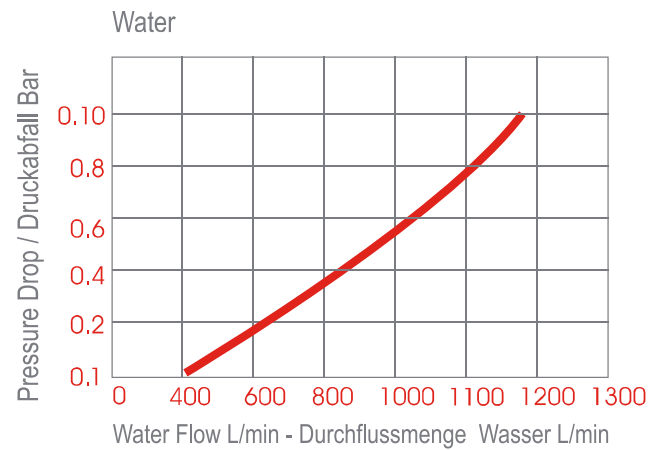
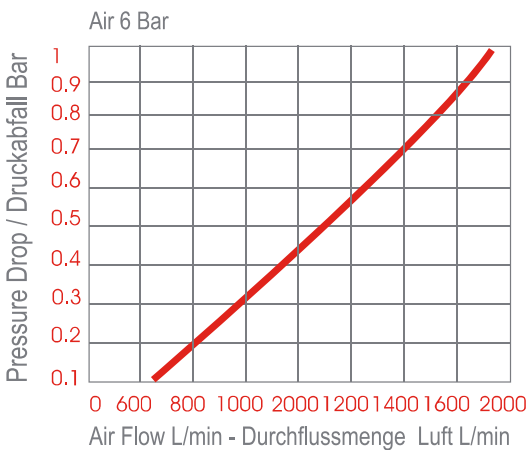
OM 353 - 01295  
OM 262 - 00920  
OM 157 - 01700

**FLOW**

2000 lt/min

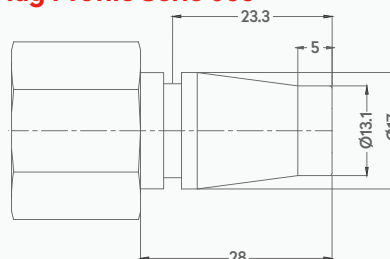
**DN**

**8.5 mm**



**Options**

**Plug Profile Serie 068**

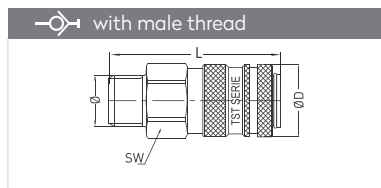


**Compatible with**

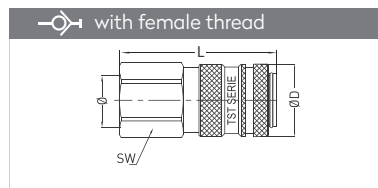
PARKER - RECTUS 68  
SCHRADER HEAVY DUTY



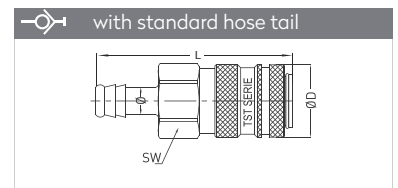
## QUICK COUPLINGS SCHNELLKUPPLUNGEN



Connection	Part No.	SW	L	ØD
BSP 3/8"	068 EG 17	27	65,7	30
BSP 1/2"	068 EG 21	27	67,7	30
BSP 3/4"	068 EG 26	30	71,7	30

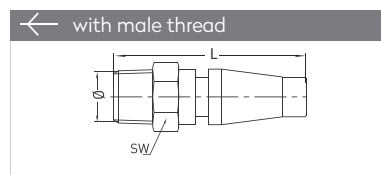


Connection	Part No.	SW	L	ØD
BSP 1/4"	068 DG 13	27	66,7	30
BSP 3/8"	068 DG 17	27	67,7	30
BSP 1/2"	068 DG 21	27	69,7	30
BSP 3/4"	068 DG 26	32	73,7	30

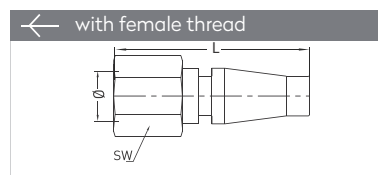


Connection	Part No.	SW	L	ØD
10 mm - 3/8"	068 HG 10	27	80,7	30
13 mm - 1/2"	068 HG 13	27	80,7	30
19 mm - 3/4"	068 HG 19	27	80,7	30

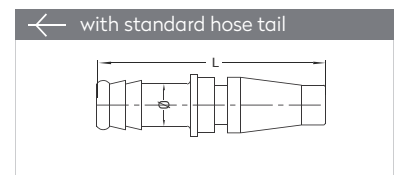
## PLUGS STECKNIPPEL



Connection	Part No.	SW	L
BSPT 1/4"	068 RU 13	19	49
BSPT 3/8"	068 RU 17	19	50
BSPT 1/2"	068 RU 21	22	52
BSPT 3/4"	068 RU 26	27	53



Connection	Part No.	SW	L
BSP 1/4"	068 DU 13	19	40
BSP 3/8"	068 DU 17	21	43



Connection	Part No.	L
10 mm - 3/8"	068 HU 10	70
13 mm - 1/2"	068 HU 13	70



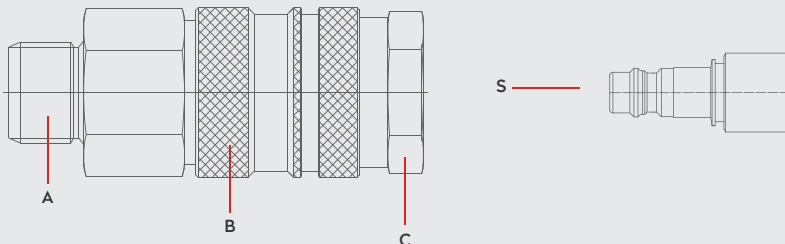
PNEUMATIC COUPLINGS  
PNEUMATISCHE KUPPLUNGEN



# SERIE 092D SAFETY LOCK




### Materials




### Material Code

- A = Brass Nickel Plated
- B = Brass Nickel Plated
- C = Brass Nickel Plated
- S = Brass Nickel Plated




0 - 35 bar  
(0-508 PSI)



-20° to + 100°C (NBR)  
-4° to + 212°F

Shut Off Type

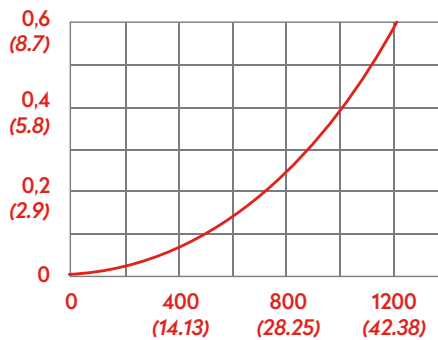



OM 157 - 00700  
OM 100 - 01000  
OM 300 - 00750

FLOW 1100 lt/min

DN 6 mm

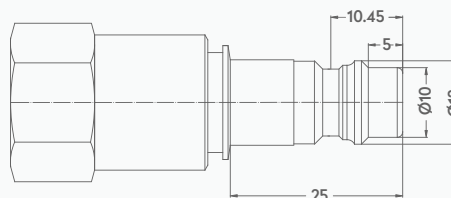
Air Flow Pressure drop bar (PSI)



Flow CFM (l/min)

### Options

### Plug Profile Serie 092

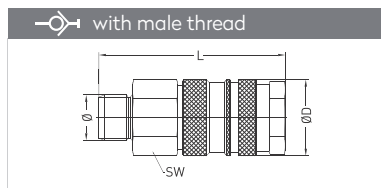


### Compatible with

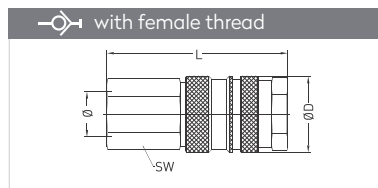
CEJN 347



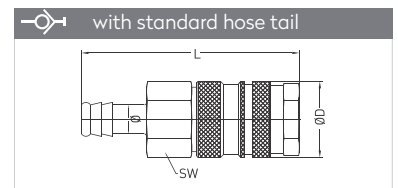
## QUICK COUPLINGS SCHNELLKUPPLUNGEN



Connection	Part No.	SW	L	ØD
BSP 1/8"	092 EGD 10	19	57,8	23
BSP 1/4"	092 EGD 13	19	59,8	23
BSP 3/8"	092 EGD 17	19	59,8	23

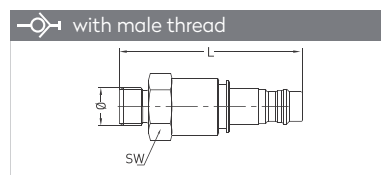


Connection	Part No.	SW	L	ØD
BSP 1/4"	092 DGD 13	19	57,8	23
BSP 3/8"	092 DGD 17	19	57,8	23
BSP 1/2"	092 DGD 21	24	59,8	23

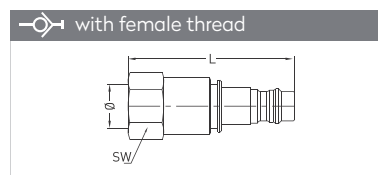


Connection	Part No.	SW	L	ØD
6 mm - 1/4"	092 HGD 06	19	73,8	23
8 mm - 5/16"	092 HGD 08	19	73,8	23
10 mm - 3/8"	092 HGD 10	19	73,8	23
13 mm - 1/2"	092 HGD 13	19	73,8	23

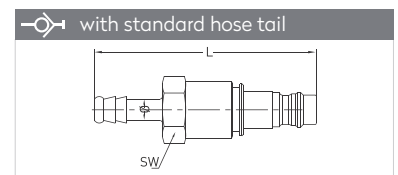
## PLUGS STECKNIPPEL



Connection	Part No.	SW	L	ØD
BSP 1/8"	092 EUD 10	20	60,9	23
BSP 1/4"	092 EUD 13	20	62,9	23
BSP 3/8"	092 EUD 17	20	63,9	23



Connection	Part No.	SW	L	ØD
BSP 1/8"	092 DUD 10	20	56,9	23
BSP 1/4"	092 DUD 13	20	56,9	23
BSP 3/8"	092 DUD 17	20	59,9	23



Connection	Part No.	SW	L	ØD
6 mm - 1/4"	092 HUD 06	20	73,9	23
8 mm - 5/16"	092 HUD 08	20	73,9	23
10 mm - 3/8"	092 HUD 10	20	73,9	23
13 mm - 1/2"	092 HUD 13	20	73,9	23



PNEUMATIC COUPLINGS  
PNEUMATISCHE KUPPLUNGEN



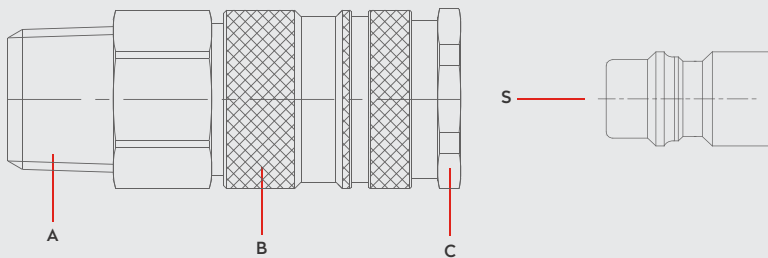
SERIE 095E

SAFETY LOCK

DN 7.4



Materials



Material Code

- A = Brass Nickel Plated
- B = Brass Nickel Plated
- C = Brass Nickel Plated
- S = Brass Nickel Plated



0 - 35 bar  
(0-508 PSI)



-20° to + 100°C (NBR)  
-4° to + 212°F

Shut Off Type



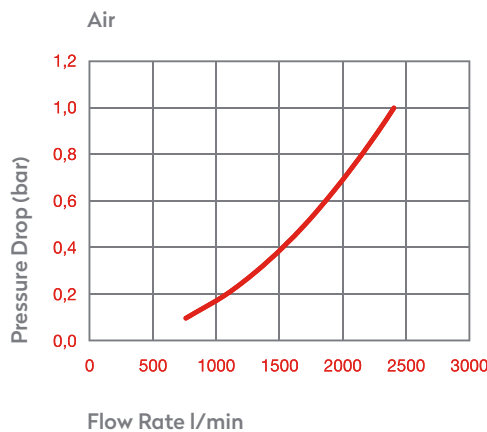
025GC00M  
OM 250 - 00500  
OM 100 - 01000

FLOW

1700 lt/min

DN

7.4 mm



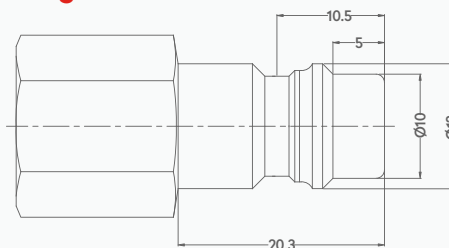
Options

EPDM

AISI303  
Stainless Steel

AISI316  
Stainless Steel

Plug Profile Serie 095E

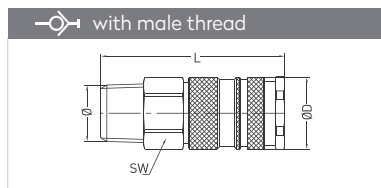


Compatible with

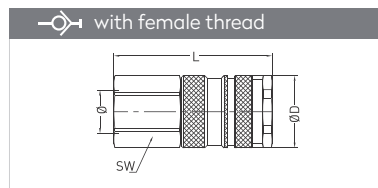
TST SWING COUPLING M  
PARKER - RECTUS 95KS  
CEJN 344



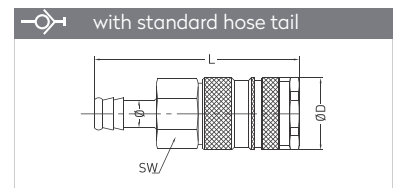
## QUICK COUPLINGS SCHNELLKUPPLUNGEN



Connection	Part No.	SW	L	ØD
BSPT 1/4"	095 RGE 13	19	59,3	23
BSPT 3/8"	095 RGE 17	19	60,3	23
BSPT 1/2"	095 RGE 21	22	54,3	23

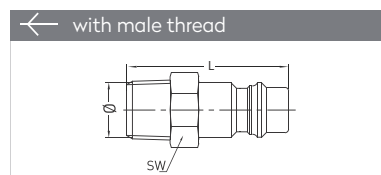


Connection	Part No.	SW	L	ØD
BSP 1/4"	095 DGE 13	19	54,3	23
BSP 3/8"	095 DGE 17	19	54,3	23
BSP 1/2"	095 DGE 21	24	56,3	23

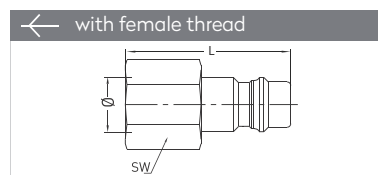


Connection	Part No.	SW	L	ØD
6 mm - 1/4"	095 HGE 06	19	70,3	23
7 mm - 9/32	095 HGE 07	19	70,3	23
8 mm - 5/16"	095 HGE 08	19	70,3	23
9 mm - 5/14"	095 HGE 09	19	70,3	23
10 mm - 3/8"	095 HGE 10	19	70,3	23
13 mm - 1/2"	095 HGE 13	19	70,3	23

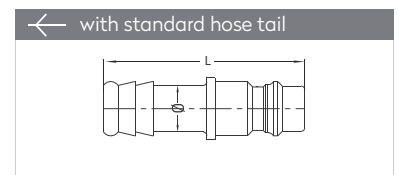
## PLUGS STECKNIPPEL



Connection	Part No.	SW	L
BSPT 1/4"	095 RUE 13	14	38,5
BSPT 3/8"	095 RUE 17	17	38,5



Connection	Part No.	SW	L
BSP 1/4"	095 DUE 13	17	33
BSP 3/8"	095 DUE 17	19	33



Connection	Part No.	L	ØD
6 mm - 1/4"	095 HUE 06	46	14
9 mm - 5/14"	095 HUE 09	46	14
10 mm - 3/8"	095 HUE 10	46	14



PNEUMATIC COUPLINGS  
PNEUMATISCHE KUPPLUNGEN

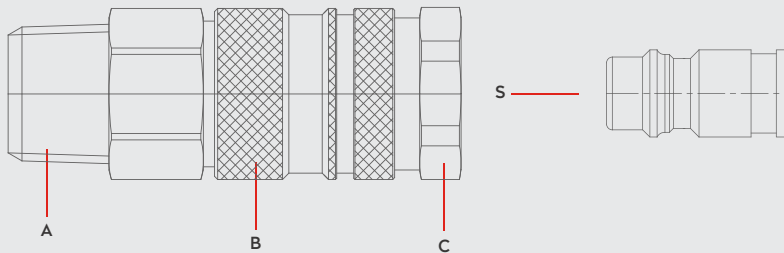


# SERIE 096E

SAFETY LOCK



### Materials



### Material Code

- A = Brass Nickel Plated
- B = Brass Nickel Plated
- C = Brass Nickel Plated
- S = Brass Nickel Plated



0 - 35 bar  
(0 - 508 PSI)



-20° to + 100°C (NBR)  
-4° to + 212°F

### Shut Off Type



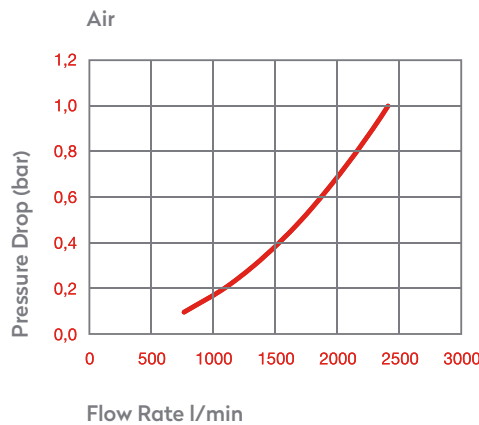
OM 100- 01000  
OM 250 - 00500  
025 GC 00M

### FLOW

1700 lt/min

### DN

7.4 mm



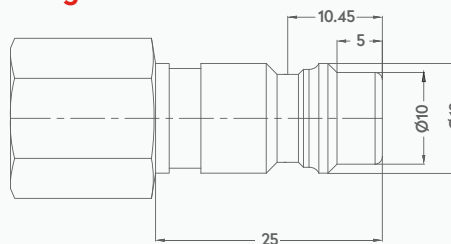
### Options

EPDM

AISI303  
Stainless Steel

AISI316  
Stainless Steel

### Plug Profile Serie 096E

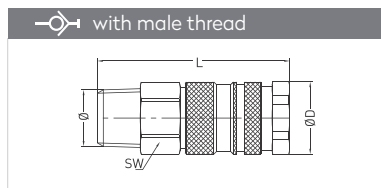


### Compatible with

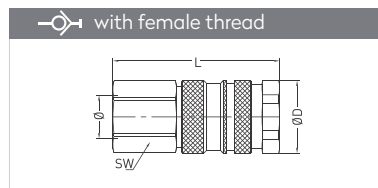
TST SWING COUPLING M  
PARKER - RECTUS 96K  
CEJN 342



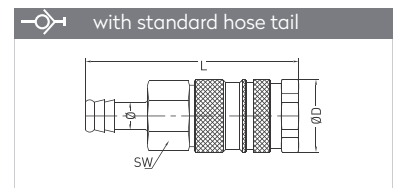
## QUICK COUPLINGS SCHNELLKUPPLUNGEN



Connection	Part No.	SW	L	ØD
BSP 1/8"	096 EGE 10	19	58,8	23
BSPT 1/4"	096 RGE 13	19	60,8	23
BSPT 3/8"	096 RGE 17	19	60,8	23
BSPT 1/2"	096 RGE 21	22	54,8	23

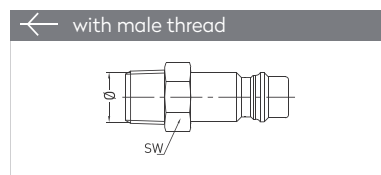


Connection	Part No.	SW	L	ØD
BSP 1/4"	095 DGE 13	19	58,8	23
BSP 3/8"	095 DGE 17	19	58,8	23

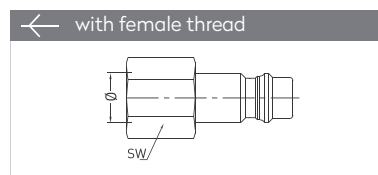


Connection	Part No.	SW	L	ØD
6 mm - 1/4"	096 HGE 06	19	74,8	23
7 mm - 9/32"	096 HGE 07	19	74,8	23
9 mm - 5/14"	096 HGE 09	19	74,8	23
10 mm - 3/8"	096 HGE 10	19	74,8	23
13 mm - 1/2"	096 HGE 13	19	74,8	23

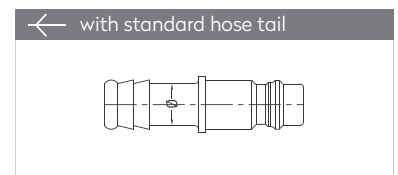
## PLUGS STECKNIPPEL



Connection	Part No.	SW	L
6 mm - 1/4"	096 RUE 06	14	43
9 mm - 5/14"	096 RUE 09	17	42
13 mm - 1/2"	096 RUE 13	19	40



Connection	Part No.	SW	L
BSP 1/4"	096 DUE 13	17	38
BSP 3/8"	096 DUE 17	19	38



Connection	Part No.	L	ØD
6 mm - 1/4"	096 HUE 06	51,3	13
9 mm - 5/14"	095 HUE 09	51,3	13
13 mm - 1/2"	095 HUE 13	51,3	13





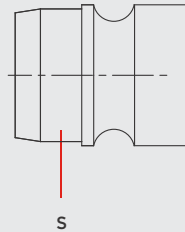
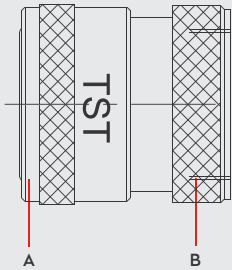
PNEUMATIC COUPLINGS  
PNEUMATISCHE KUPPLUNGEN

SERIE 110

DN 11



Materials



Material Code

A = Brass Chrome Plated

B = Brass Chrome Plated

S = Brass Chrome Plated



0 - 35 bar



-40°C to + 105°C (NBR)

Shut Off Type

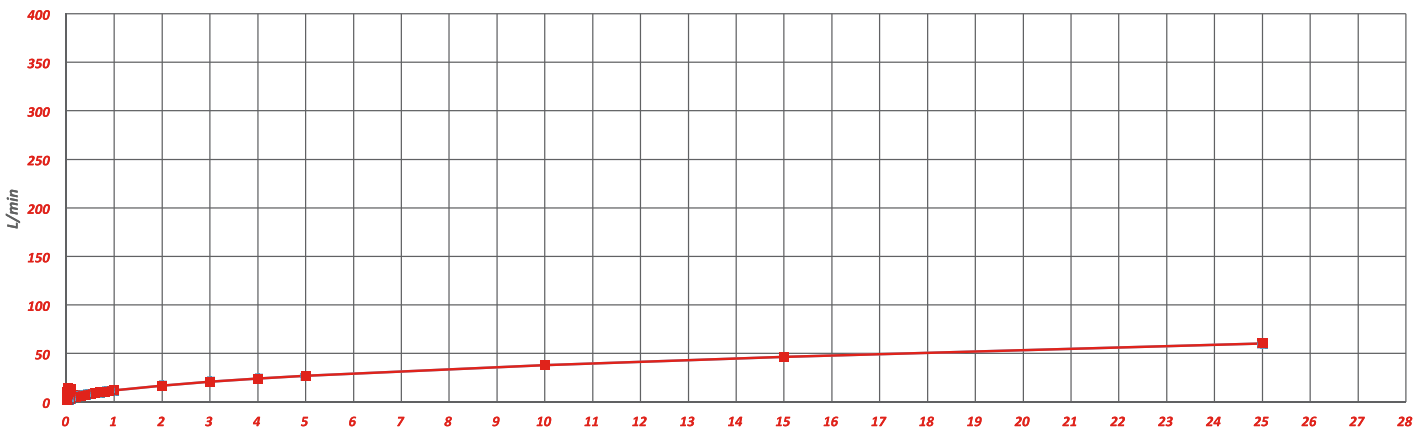


OM 262 - 01510  
CON - 1900 - 1400 - 20  
OM200 - 00800

FULL FLOW

DN

11 mm



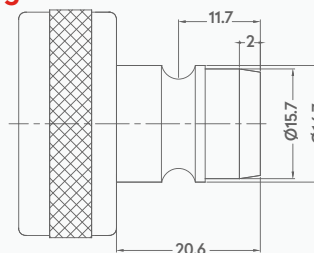
Options

FPM



AISI316  
Stainless Steel

Plug Profile Serie 110

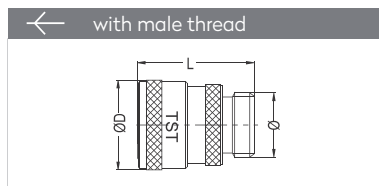


Compatible with

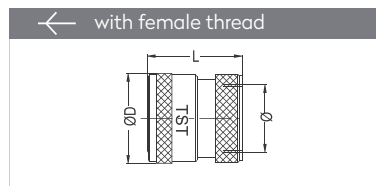
DYROS 100  
NITO 1/2" (5350)



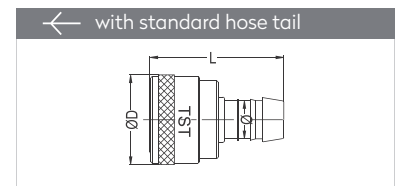
## QUICK COUPLINGS SCHNELLKUPPLUNGEN



Connection	Part No.	ØD	L
BSP 3/8"	110 EGF 17	27,3	34,5
BSP 1/2"	110 EGF 21	27,3	35,5
BSP 3/4"	110 EGF 26	27,3	35,5
M 22 x 1,5	110 EGF 22	27,3	35,5

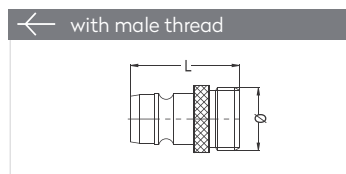


Connection	Part No.	ØD	L
BSP 3/8"	110 DGF 17	27,3	31
BSP 1/2"	110 DGF 21	27,3	31
BSP 3/4"	110 DGF 26	27,3	33
M 22 x 1,5	110 DGF 22	27,3	31

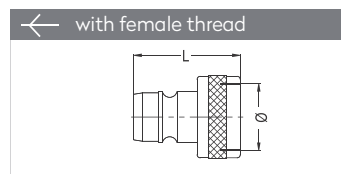


Connection	Part No.	L	ØD
Ø 10 mm - 3/8"	110 HGF 10	27,3	43
Ø 13 mm - 1/2"	110 HGF 13	27,3	43
Ø 16 mm - 5/8"	110 HGF 16	27,3	43
Ø 19 mm - 3/4"	110 HGF 19	27,3	43

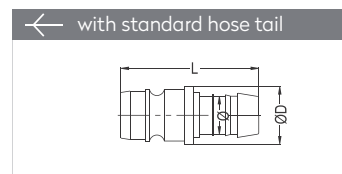
## PLUGS STECKNIPPEL



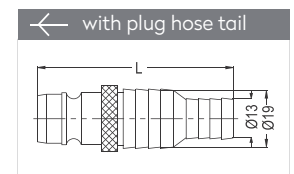
Connection	Part No.	L
BSP 3/8"	110 EU 17	34,6
BSP 1/2"	110 EU 21	34,6
BSP 3/4"	110 EU 26	34,6
M 22 x 1	110 EUM 22	34,6
M 24 x 1	110 EUM 24	37,6
M 28 x 1	110 EUM 28	37,6



Connection	Part No.	L
BSP 3/8"	110 DU 17	30
BSP 1/2"	110 DU 21	32,1
BSP 3/4"	110 DU 26	33,6
M 22 x 1	110 DUM 22-1	30
M 24 x 1	110 DUM 24	31,6
M 22 x 1,5	110 DUM 22	32,1

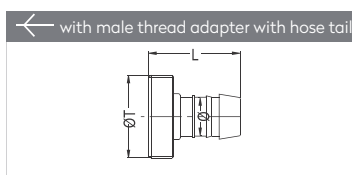


Connection	Part No.	L	ØD
Ø 10 mm - 3/8"	110 HU 10	16,7	41,6
Ø 13 mm - 1/2"	110 HU 13	16,7	41,6
Ø 16 mm - 5/8"	110 HU 16	17	41,6
Ø 19 mm - 3/4"	110 HU 19	20	41,6

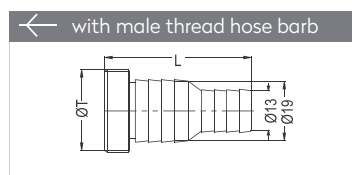


Connection	Part No.	L
Ø 13 - Ø 19	110 HU 13/19	65

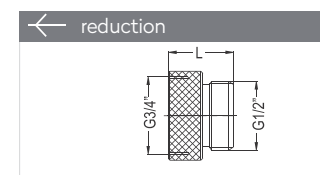
## ACCESSORIES ZUBEHÖR



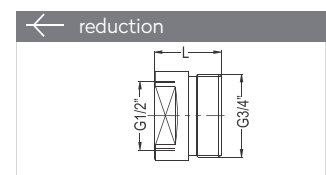
Connection	Part No.	L
1/2" - Ø 13	110 GU 13-1	29
3/8" - Ø 13	110 GU 13	29
3/4" - Ø 19	110 GU 19	29



Connection	Part No.	ØD	L
BSP 1/2"	110 GU 13/19	Ø13-19	52

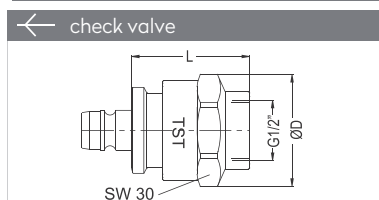


Connection	Part No.	L
BSP 3/4" - 1/2"	110 RD 21	20

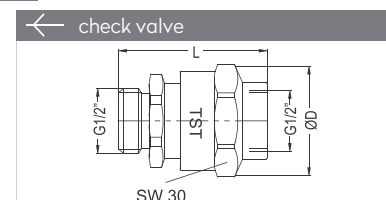


Connection	Part No.	L
BSP 1/2" - 3/4"	110 RD 26	17

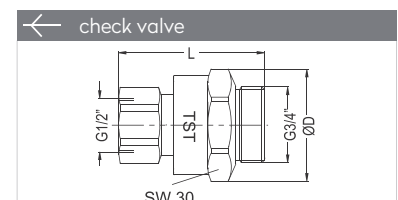
## CHECK VALVE RÜCKSCHLAGVENTILE



Connection	Part No.	ØD	L
BSP 1/2"	110 CVD 21	32	60,5



Connection	Part No.	ØD	L
BSP 1/2" - 1/2"	110 CVD 21 - E 21	32	47



Connection	Part No.	ØD	L
BSP 3/4" - BSP 1/2"	110 CVD 21 - E 26	32	47,9



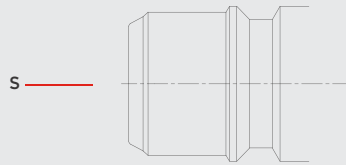
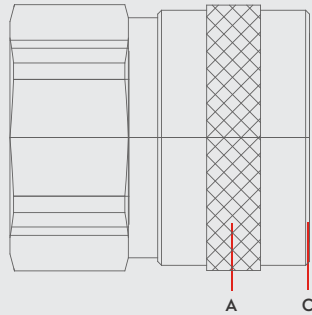
PNEUMATIC COUPLINGS  
PNEUMATISCHE KUPPLUNGEN

SERIE 111

DN10



Materials



Material Code

A = Brass Chrome Plated

C = Brass Chrome Plated

S = Steel Zinc Plated



0 - 35 bar  
(0 - 507 PSI)



-20° to + 200°C (NBR)  
-4° to + 392°F

Shut Off  
Type



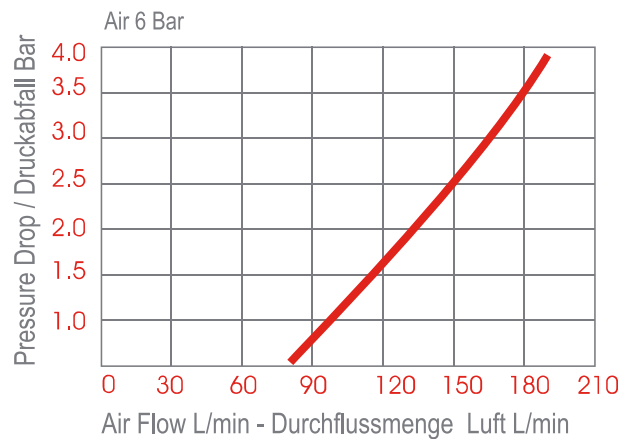
OV 262 - 01785  
OV 262 - 02025

FLOW

120 lt/min

DN

10 mm



Options

FPM

EPDM

NICKEL

AISI316

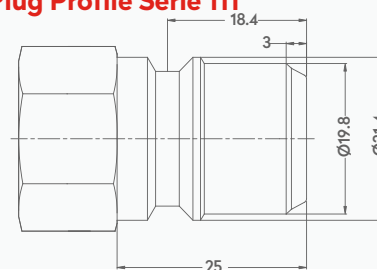
Stainless Steel

AISI303

Stainless Steel



Plug Profile Serie 111

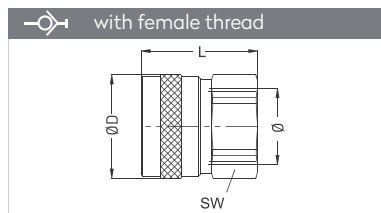


Compatible with

TEMA 3800  
NITO 6550

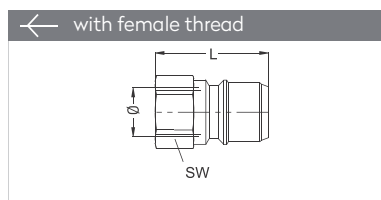


## QUICK COUPLINGS SCHNELLKUPPLUNGEN



Connection	Part No.	SW	L	ØD
BSP 3/8"	111 DGF 17	30	39	34

## PLUGS STECKNIPPEL



Connection	Part No.	SW	L
BSP 3/8"	111 DU 17	22	38



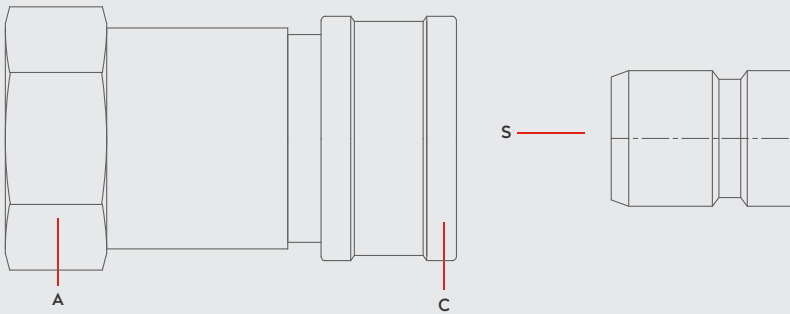
PNEUMATIC COUPLINGS  
PNEUMATISCHE KUPPLUNGEN

SERIE 112

12-19



Materials



Material Code

A = Brass Nickel Plated

C = Brass Nickel Plated

S = Brass Nickel Plated



0 - 10 bar



-40° to + 105°C (NBR)

Options

NICKEL

AISI316  
Stainless Steel



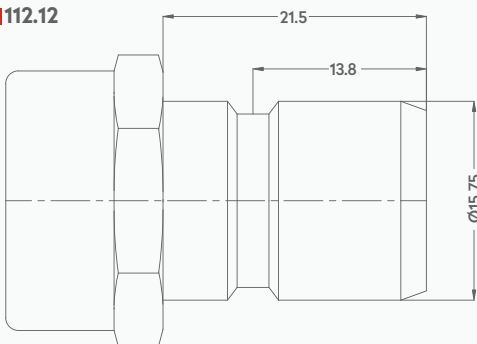
112.12  
OM 262 - 01510  
OM 200 - 00800 (valved)  
112.19  
OM 353 - 02340  
OM200 - 03000 (valved)

Shut Off Type

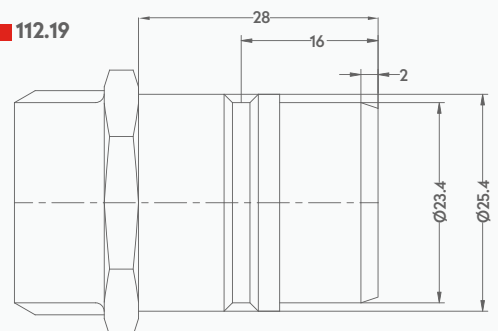


Plug Profile Serie 112

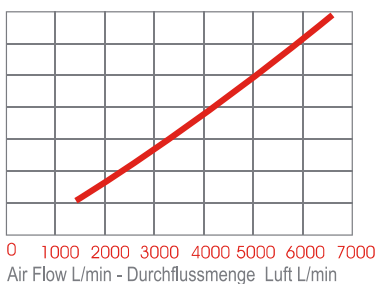
112.12



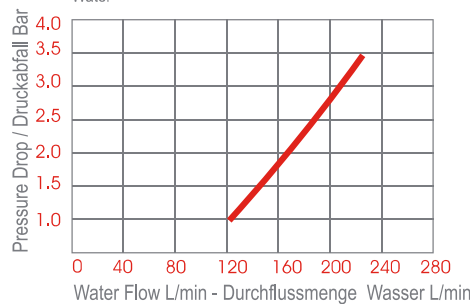
112.19



Air 6 Bar



Water

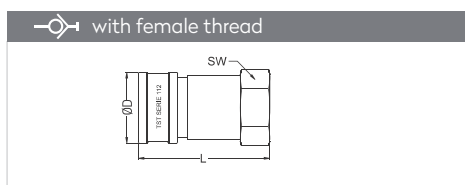


Compatible with

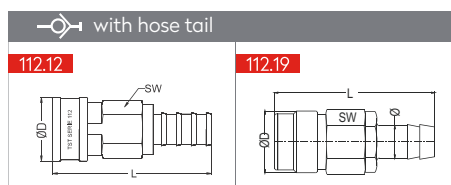
PARKER - LEGRIS Ø12 - Ø19



## VALVED QUICK COUPLINGS SCHNELLKUPPLUNGEN MIT VENTIL

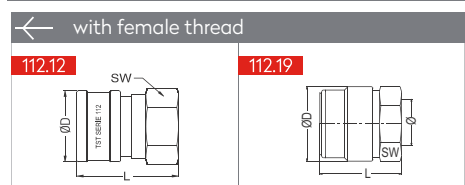


Connection	Part No.	SW	L	ØD
BSP 3/8"	112.12 DG 17	27	55.5	28.8
BSP 1/2"	112.12 DG 21	27	55.5	28.8

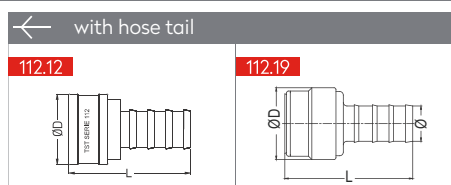


Connection	Part No.	SW	L	ØD
Ø 13	112.12 HG 13	27	87.7	28.8
Ø 15	112.12 HG 15	27	87.7	28.8
Ø 19	112.12 HG 19	27	93.3	28.8
Ø 19	112.19 HG 19	36	90.5	39.6

## UNVALVED QUICK COUPLINGS SCHNELLKUPPLUNGEN OHNE VENTIL

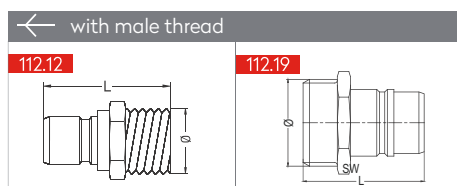


Connection	Part No.	SW	L	ØD
BSP 3/8"	112.12 DGF 17	24	34	28.8
BSP 1/2"	112.12 DGF 21	24	34	28.8
BSP 3/4"	112.12 DGF 26	30	38	28.8
BSP 1"	112.12 DGF 33	36	40	28.8
BSP 1"	112.19 DGF 33	36	45	39.6

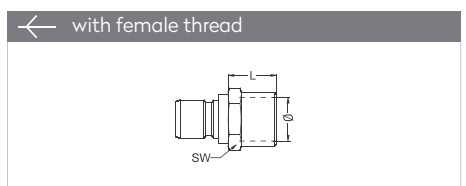


Connection	Part No.	L	ØD
Ø 12	112.12 HGF 12	51	28.8
Ø 15	112.12 HGF 15	51	28.8
Ø 19	112.12 HGF 19	57	28.8
Ø 19	112.19 HGF 19	70	39.6
Ø 25	112.19 HGF 25	70	39.6

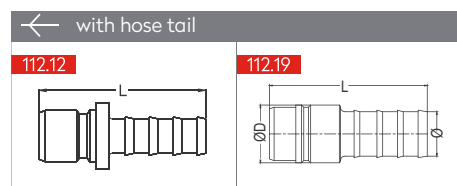
## PLUGS STECKNIPPEL



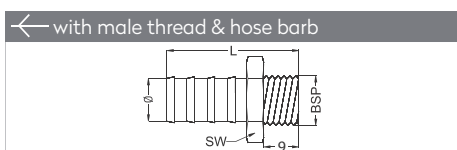
Connection	Part No.	SW	L
BSP 3/8"	112.12 EU 17	22	31.5
BSP 1/2"	112.12 EU 21	22	37
BSP 3/4"	112.12 EU 26	27	41
BSP 1"	112.12 EU 33	35	41
BSP 3/4"	112.19 EU 26	27	42.5
BSP 1"	112.19 EU 33	35	46



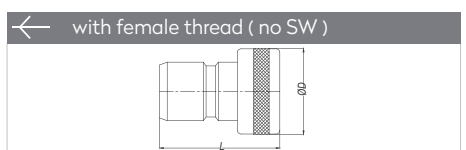
Connection	Part No.	SW	L
BSP 1/4"	112.12 DU 13	17	37.5
BSP 3/8"	112.12 DU 17	21	37.5
BSP 1/2"	112.12 DU 21	25	37.5
BSP 3/4"	112.12 DU 26	32	42.5
BSP 1"	112.12 DU 33	38	45.5



Connection	Part No.	L	ØD
Ø 7	112.12 HU 07	54	17
Ø 10	112.12 HU 10	54	17
Ø 12	112.12 HU 12	50	17
Ø 13	112.12 HU 13	54	17
Ø 15	112.12 HU 15	50	18
Ø 16	112.12 HU 16	50	20
Ø 19	112.12 HU 19	57.5	21
Ø 19	112.19 HU 19	69	25.3
Ø 25	112.19 HU 25	69	25.3



Connection	Part No.	SW	L
Ø 12 - BSP 1/2"	112.12 GU 12	22	41.2
Ø 13 - BSP 1/2"	112.12 GU 13	22	41.2
Ø 15 - BSP 1/2"	112.12 GU 15	22	41.2
Ø 19 - BSP 1/2"	112.12 GU 19	22	46.8
Ø 21 - BSP 1 1/2"	112.12 GU 21	24	46.8



Connection	Part No.	L	ØD
BSP 3/8"	112.12 DN 17	32	20
BSP 1/2"	112.12 DN 21	35	24
BSP 3/4"	112.12 DN 26	39	32
BSP 1"	112.12 DN 33	44	39



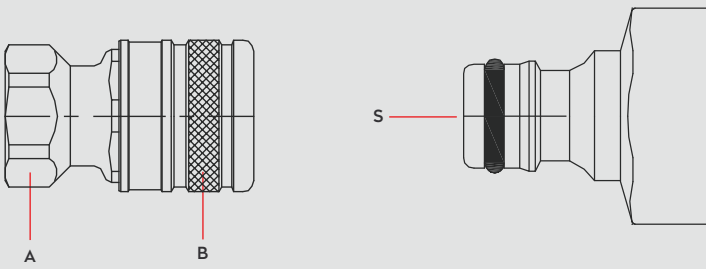
PNEUMATIC COUPLINGS  
PNEUMATISCHE KUPPLUNGEN

# SERIE 118.09

# DN9




### Materials




### Material Code

- A = Brass Chrome Plated
- B = Brass Chrome Plated
- S = Brass Nickel Plated



0 - 10 bar



-26° to + 200°C (FPM)

### Shut Off Type




OM 300 - 00750 (valved)  
OM 262 - 01075 (plug)

### FLOW

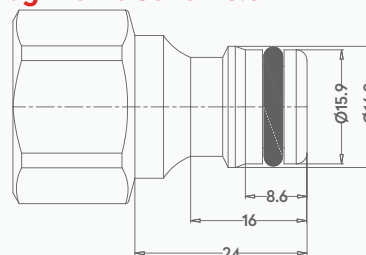
VALVED 25 lt/min  
UNVALVED 35 lt/min

### DN

9 mm

### Options

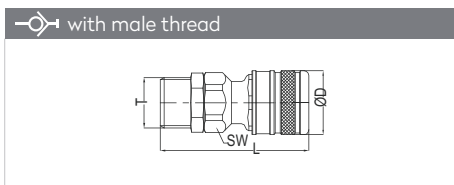
### Plug Profile Serie 118.09



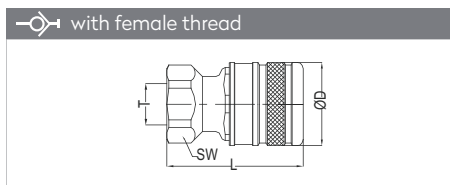
### Compatible with

# SERIE 118.09

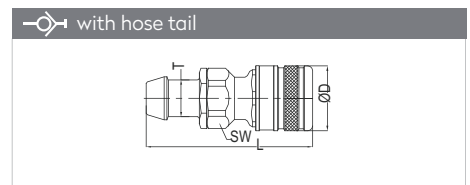
## VALVED QUICK COUPLINGS SCHNELLKUPPLUNGEN MIT VENTIL



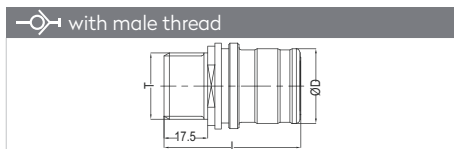
Connection	Part No.	ØD	SW	L
BSP 1/2"	118.09 EG 21 -PIM	35	30	77
BSP 3/4"	118.09 EG 26 -PIM	35	30	81



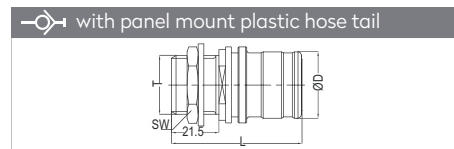
Connection	Part No.	ØD	SW	L
BSP 1/2"	118.09 DG 21 - PIM	35	30	57
BSP 3/4"	118.09 DG 26 - PIM	35	30	57
BSP 1"	118.09 DG 33 - PIM	35	38	60



Connection	Part No.	ØD	SW	L
Ø 13 mm - 1/2"	118.09 HG 13 - PIM			
Ø 16 mm - 5/8"	118.09 HG 16 - PIM			
Ø 19 mm - 3/4"	118.09 HG 19 - PIM			

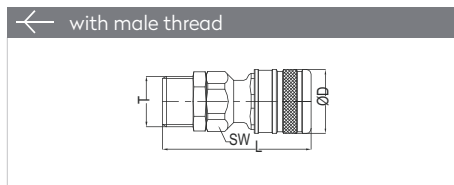


Connection	Part No.	ØD	SW	L
BSP 3/4"	118.09 EG 26	28	55	30

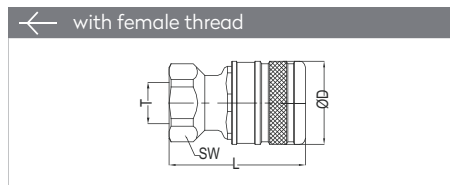


Connection	Part No.	ØD	SW	L
BSP 3/4"	118.09 SG 26 - 00	32	59	30

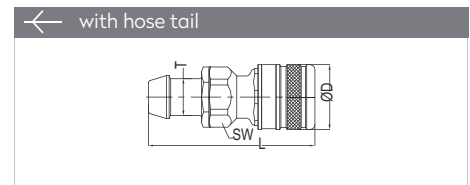
## UNVALVED QUICK COUPLINGS SCHNELLKUPPLUNGEN OHNE VENTIL



Connection	Part No.	ØD	SW	L
BSP 1/2"	118.09 EGF 21 -PIM	35	30	77
BSP 3/4"	118.09 EGF 26 -PIM	35	30	81

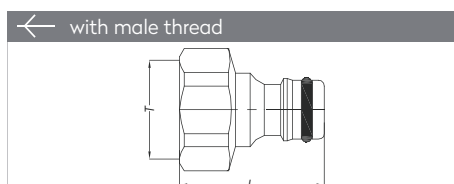


Connection	Part No.	ØD	SW	L
BSP 1/2"	118.09 DGF 21 - PIM	35	30	57
BSP 3/4"	118.09 DGF 26 - PIM	35	30	57
BSP 1"	118.09 DGF 33 - PIM	35	38	60

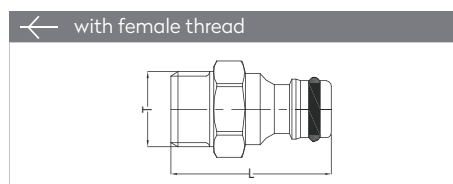


Connection	Part No.	ØD	SW	L
Ø 13 mm - 1/2"	118.09 HGF 13 - PIM			
Ø 16 mm - 5/8"	118.09 HGF 16 - PIM			
Ø 19 mm - 3/4"	118.09 HGF 19 - PIM			

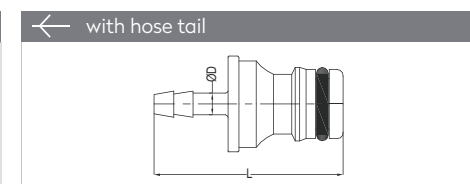
## PLUGS STECKNIPPEL



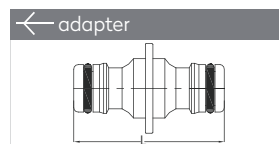
Connection	Part No.	SW	L
BSP 1/2"	118.09 EU 21	24	45
BSP 3/4"	118.09 EU 26	30	49



Connection	Part No.	SW	L
BSP 1/2"	118.09 DU 21	24	41
BSP 3/4"	118.09 DU 26	40	44
BSP 1"	118.09 DU 33	41	54,7



Connection	Part No.	ØD	L
Ø 6 mm - 1/4"	118.09 HU 06	22	43,5
Ø 8 mm - 5/8"	118.09 HU 08	22	43,5
Ø 10 mm - 3/8"	118.09 HU 10	22	43,5
Ø 13 mm - 1/2"	118.09 HU 13	22	43,5
Ø 16 mm - 5/8"	118.09 HU 16	22	43,8
Ø 19 mm - 3/4"	118.09 HU 19	22	43,8



Part No.	L
118.09 HEF 00	50





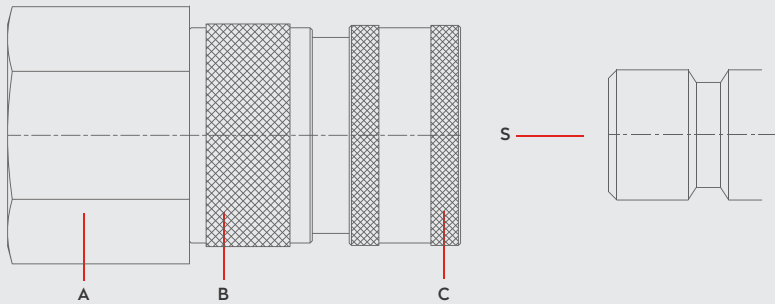
PNEUMATIC COUPLINGS  
PNEUMATISCHE KUPPLUNGEN

SERIE 120

DN11



Materials



Material Code

- A = Brass
- B = Brass
- C = Brass
- S = Brass

0 - 35 bar

-40° to + 105°C (NBR)

Shut Off Type

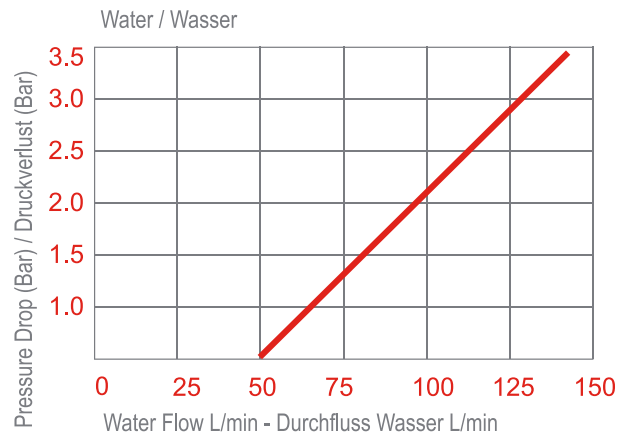
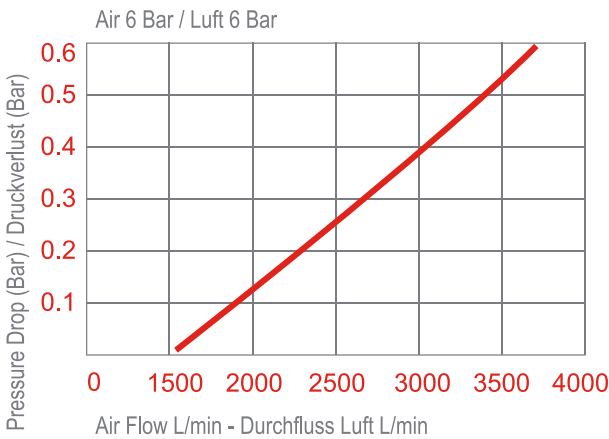
120GC00M

FLOW

140 lt/min

DN

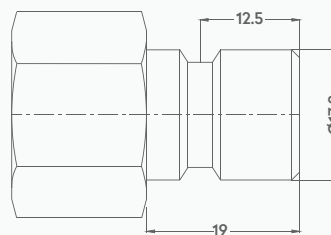
11 mm



Options



Plug Profile Serie 120

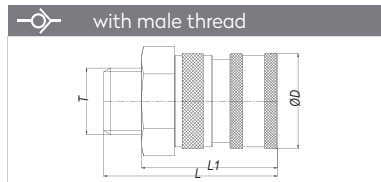


Compatible with

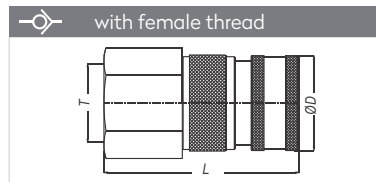
- ABA 3/4"
- PARKER - RECTUS 42



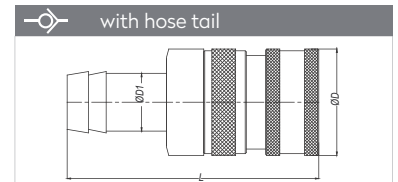
## VALVED QUICK COUPLINGS VENTIL SCHNELLKUPPLUNGEN



Connection	Part No.	ØD	L	L1	SW
BSP 1/2"	120 EG 21	30	54.5	42.5	27
BSP 3/4"	120 EG 26	30	54.5	42.5	30

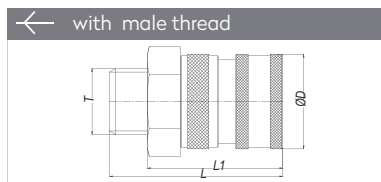


Connection	Part No.	ØD	L	SW
BSP 1/2"	120 DG 21	30	54.5	27
BSP 3/4"	120 DG 26	30	56.5	30

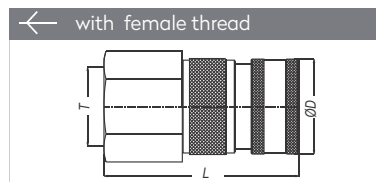


Connection	Part No.	ØD	L
Ø13	120 HG 13	30	70.5
Ø16	120 HG 16	30	70.5
Ø19	120 HG 19	30	70.5

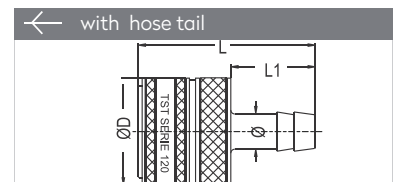
## UNVALVED QUICK COUPLINGS SCHNELLKUPPLUNGEN OHNE VENTIL



Connection	Part No.	ØD	L	L1	SW
BSP 1/4"	120 EGF 13	30	54.5	44.5	27
BSP 3/8"	120 EGF 17	30	54.5	44.5	27
BSP 1/2"	120 EGF 21	30	54.5	42.5	27
BSP 3/4"	120 EGF 26	30	54.5	42.5	30

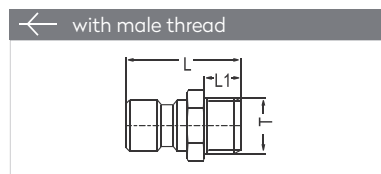


Connection	Part No.	ØD	L	SW
BSP 3/8"	120 DGF 17	30	52.5	27
BSP 1/2"	120 DGF 21	30	52.5	27
BSP 3/4"	120 DGF 26	30	56.5	30

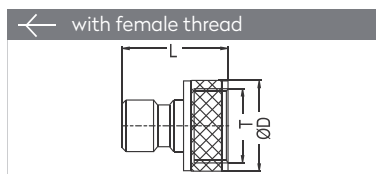


Connection	Part No.	ØD	L	L1
8 mm	120 HGF 08	30	55.3	23.3
9 mm	120 HGF 09	30	55.3	23.3
10 mm	120 HGF 10	30	55.3	23.3
13 mm	120 HGF 13	30	55.3	23.3
16 mm	120 HGF 16	30	55.3	23.3
19 mm	120 HGF 19	30	55.3	23.3

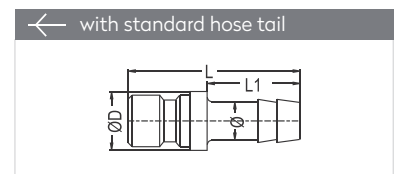
## PLUGS STECKNIPPEL



Connection	Part No.	L	L1	SW
BSP 1/8"	120 EU 10	33	9	19
BSP 1/4"	120 EU 13	33	9	19
BSP 3/8"	120 EU 17	33	9	19
BSP 1/2"	120 EU 21	36	12	22
BSP 3/4"	120 EU 26	41	14	27
BSP 1"	120 EU 33	44	16	34

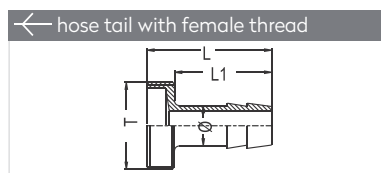


Connection	Part No.	ØD	L
BSP 1/4"	120 DU 13	20	30
BSP 3/8"	120 DU 17	20	30
BSP 1/2"	120 DU 21	24	30
M 22 x 1.5	120 DUM 22	25	30
BSP 3/4"	120 DU 26	30	30

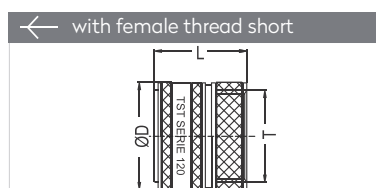


Connection	Part No.	L1	L	ØD
9 mm	120 HU 09	23.3	47	19
13 mm	120 HU 13	23.3	47	19
16 mm	120 HU 16	23.3	47	19
19 mm	120 HU 19	27.3	50	21

## ADAPTER ADAPTER



Ø	Part No.	T	L	L1
8 mm	120 GU 08	G3/4"	30.8	23.3
9 mm	120 GU 09	G3/4"	30.8	23.3
13 mm	120 GU 13	G3/4"	30.8	23.3
16 mm	120 GU 16	G3/4"	30.8	23.3
19 mm	120 GU 19	G3/4"	30.8	23.3



Connection	Part No.	ØD	L
BSP 3/4"	120 BG 26	30	32



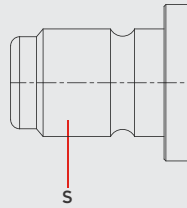
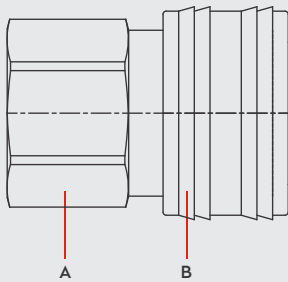
PNEUMATIC COUPLINGS  
PNEUMATISCHE KUPPLUNGEN

SERIE 121

DN12



Materials



Material Code

A = Stainless Steel AISI316

B = Stainless Steel AISI316

S = Stainless Steel AISI316



Stainless Steel  
0 - 100 bar



-26° to + 200°C (FPM)

Shut Off  
Type



OV 262 - 01785  
OV 262 - 01510

FULL FLOW

DN

12 mm

PLASTIC  
SLEEVE

121 SP01



Options

EPDM

AISI303

Stainless Steel

Brass

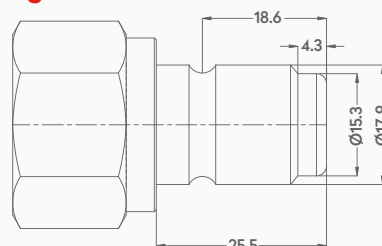
Ms 58

NICKEL

PLASTIC  
SLEEVE

121 SP01

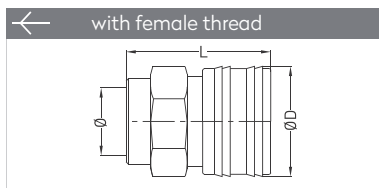
Plug Profile Serie 121



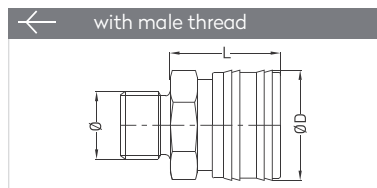
Compatible with



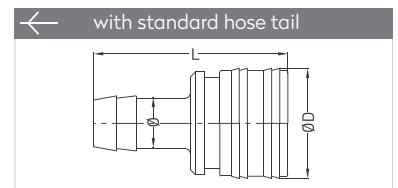
## QUICK COUPLINGS SCHNELLKUPPLUNGEN



Connection	Part No.	SW	L	ØD
BSPT 3/8"	121 DGF 17	27	45	34
BSPT 1/2"	121 DGF 21	27	45	34

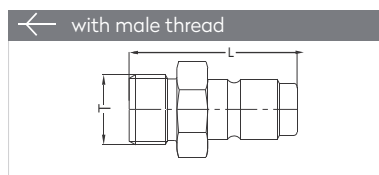


Connection	Part No.	SW	L	L1	ØD
BSP 3/8"	121 EGF 17	27	46	33	34
BSP 1/2"	121 EGF 21	27	49	33	34
BSP 3/4"	121 EGF 26	32	52	33	34

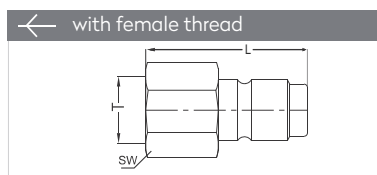


Connection	Part No.	L	ØD
Ø 13	121 HGF 13	53	34
Ø 16	121 HGF 16	53	34
Ø 19	121 HGF 19	62	34

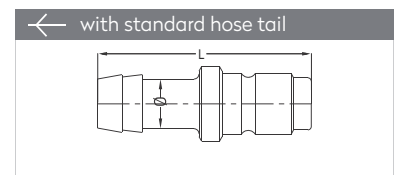
## PLUGS STECKNIPPEL



Connection	Part No.	SW	L
BSP 1/4"	121 EU 13	22	45
BSP 3/8"	121 EU 17	22	46
BSP 1/2"	121 EU 21	27	49
BSP 3/4"	121 EU 26	32	53



Connection	Part No.	SW	L
BSP 1/4"	121 DU 13	27	42
BSP 3/8"	121 DU 17	27	42
BSP 1/2"	121 DU 21	27	47
BSP 3/4"	121 DU 26	32	50



Connection	Part No.	SW	L
Ø 13	121 HU 13	62,5	21
Ø 16	121 HU 16	62,5	21
Ø 19	121 HU 19	62,5	21



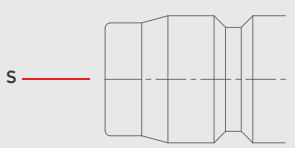
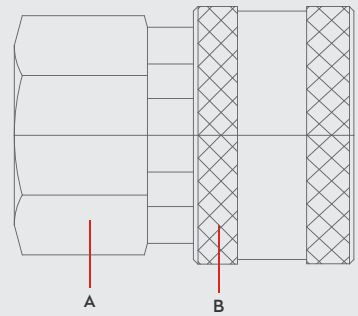
PNEUMATIC COUPLINGS  
PNEUMATISCHE KUPPLUNGEN

# DN 6-25

## SERIE 141



### Materials



### Material Code

- A = Brass
- B = Brass
- S = Brass



**Brass :**  
0 - 50 bar

**Stainless Steel :**  
0 - 100 bar



-20° to + 100°C (NBR)

-4° to + 212°F

### Shut Off Type

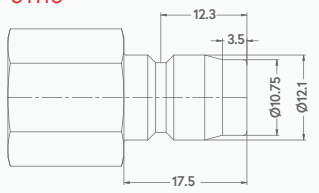


### Options

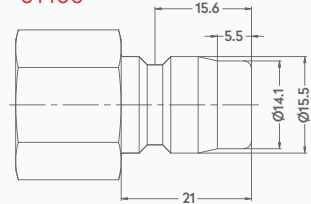
- FPM
- NICKEL
- AISI303  
Stainless Steel
- AISI316  
Stainless Steel

### Plug Profile Serie 141

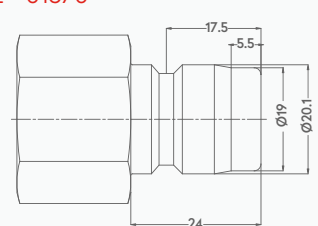
OM 178 - 01110  
■141.06



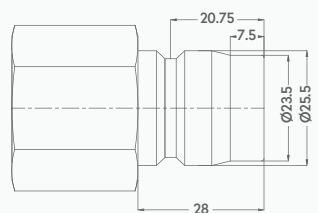
OM 200 - 01400  
■141.10



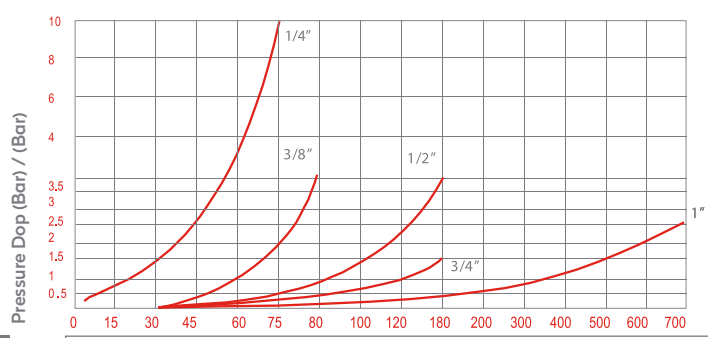
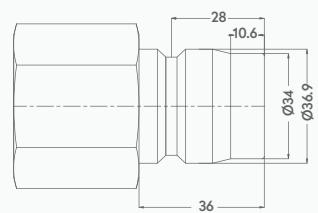
OM 262 - 01870  
■141.13



OM 353 - 02340  
■141.17



OM 300 - 03400  
■141.25

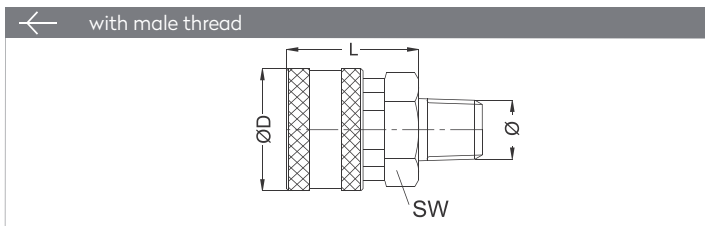


### Compatible with

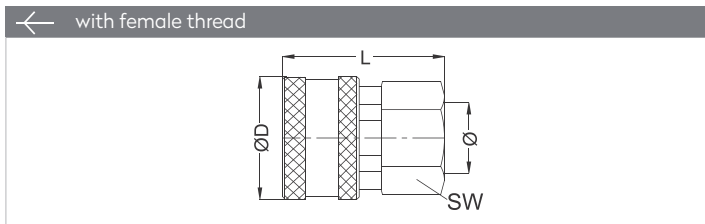
NITTO KOHKI TSP CUPLA



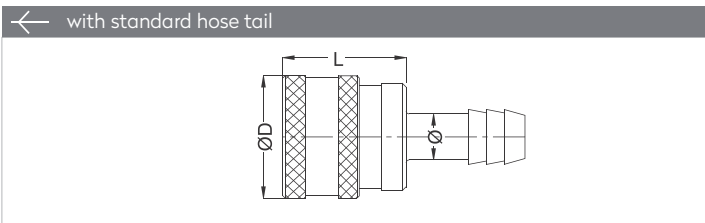
## QUICK COUPLINGS SCHNELLKUPPLUNGEN



Body Size	Connection	Part No.	SW	L	ØD	Pressure	
						Brass - B	Stainless Steel - C
06	BSPT 1/4"	141.06 RGF 13	19	29	24	50	100
10	BSPT 3/8"	141.10 RGF 17	23	33	28	50	100
13	BSPT 1/2"	141.13 RGF 21	30	39	35	50	100
19	BSPT 3/4"	141.17 RGF 26	38	46	44,7	30	45
25	BSPT 1"	141.25 RGF 33	50	53	56	30	45

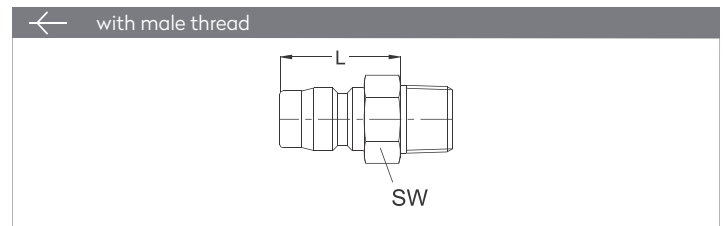


Body Size	Connection	Part No.	SW	L	ØD	Pressure	
						Brass - B	Stainless Steel - C
06	BSPT 1/4"	141.06 DGF 13	19	32	24	50	100
10	BSPT 3/8"	141.10 DGF 17	23	35	28	50	100
13	BSPT 1/2"	141.13 DGF 21	30	42	35	50	100
19	BSPT 3/4"	141.17 DGF 26	38	48	44,7	30	45
25	BSPT 1"	141.25 DGF 33	50	59	56	30	45

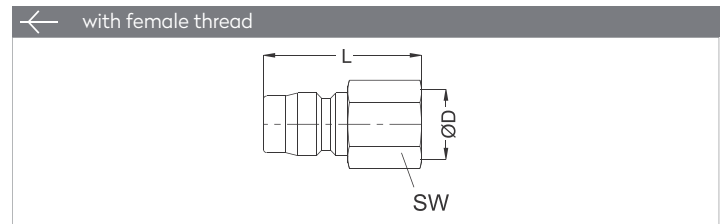


Body Size	Connection	Part No.	SW	L	ØD	Pressure	
						Brass - B	Stainless Steel - C
06	BSP 1/4"	141.06 HGF 06	55	24	24	50	100
10	BSP 3/8"	141.10 HGF 10	62	28	28	50	100
13	BSP 1/2"	141.13 HGF 13	74	35	35	50	100
19	BSP 3/4"	141.17 HGF 19	90	44,7	44,7	30	45
25	BSP 1"	141.25 HGF 25	102	56	56	30	45

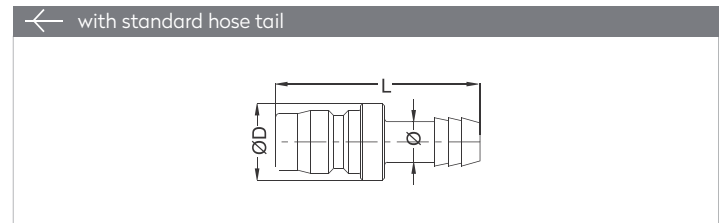
## PLUGS STECKNIPPEL



Body Size	Connection	Part No.	SW	L	ØD	Pressure	
						Brass - B	Stainless Steel - C
06	BSPT 1/4"	141.06 RU 13	17	38		50	100
10	BSPT 3/8"	141.10 RU 17	19	43		50	100
13	BSPT 1/2"	141.13 RU 21	22	52		50	100
19	BSPT 3/4"	141.17 RU 26	32	59		30	45
25	BSPT 1"	141.25 RU 33	41	73		30	45



Body Size	Connection	Part No.	SW	L	ØD	Pressure	
						Brass - B	Stainless Steel - C
06	BSPT 1/4"	141.06 DU 13	17	32		50	100
10	BSPT 3/8"	141.10 DU 17	21	38		50	100
13	BSPT 1/2"	141.13 DU 21	27	45		50	100
19	BSPT 3/4"	141.17 DU 26	32	56		30	45
25	BSPT 1"	141.25 DU 33	41	60		30	45



Body Size	Connection	Part No.	SW	L	ØD	Pressure	
						Brass - B	Stainless Steel - C
06	BSP 1/4"	141.06 HU 06	49	14	14	50	100
10	BSP 3/8"	141.10 HU 10	57	16	16	50	100
13	BSP 1/2"	141.13 HU 13	70	22	22	50	100
19	BSP 3/4"	141.17 HU 19	84	28	28	30	45
25	BSP 1"	141.25 HU 25	105	40	40	30	45



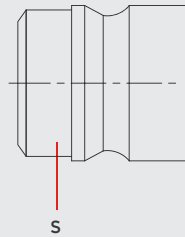
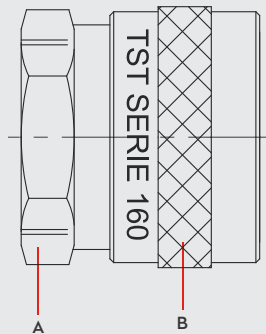
PNEUMATIC COUPLINGS  
PNEUMATISCHE KUPPLUNGEN

SERIE 160

DN16



Materials



Material Code

A = Brass Chrome Plated

B = Brass Chrome Plated

S = Brass Chrome Plated



0 - 25 bar



-40° to + 105°C (NBR)

Shut Off Type

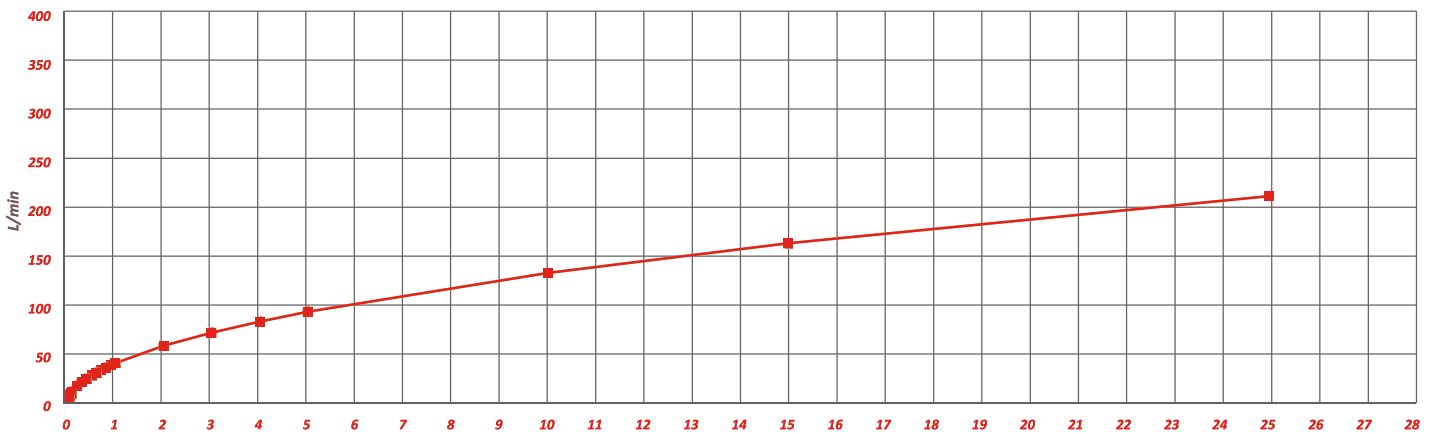


OM 300 - 02000  
CON - 2450 - 1800 - 20

FULL FLOW

DN

16 mm



Options

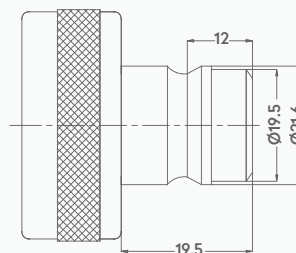


AISI303  
Stainless Steel

AISI316  
Stainless Steel

FPM

Plug Profile Serie 160



Compatible with

DYROS 2000  
NITO 3/4" (5360)



## UNVALVED QUICK COUPLINGS SCHNELLKUPPLUNGEN OHNE VENTIL

← with female thread

Connection	Part No.	ØD	L
BSP 3/4"	160 DGF 26	35	31,5

← with standard hose tail

Connection	Part No.	ØD	L
Ø 19	160 HGF 19	35	54,8

## PLUGS STECKNIPPEL

← with male thread

Connection	Part No.	L	SW
BSP 3/4"	160 EU 26	35	27

← with male thread HEX

Connection	Part No.	ØD	L
BSP 3/4"	160 EU 26 - 01	27	35

Connection	Part No.	ØD	L
BSP 3/4"	160 DU 26	30	35,5

← with standard hose tail

Connection	Part No.	ØD	L
Ø 13	160 HU 13	21,8	47
Ø 19	160 HU 19	21,8	50

## ADAPTER ADAPTER

← with plastic hose tail

Connection	Part No.	ØD	L
BSP 3/4" - Ø19	160 GU 19	BSP 3/4"	35,3





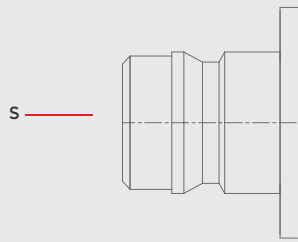
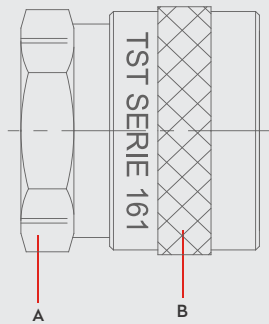
PNEUMATIC COUPLINGS  
PNEUMATISCHE KUPPLUNGEN

SERIE 161

DN 20



Materials



Material Code

A = Brass Chrome Plated

B = Brass Chrome Plated

S = Brass Chrome Plated



0 - 25 bar  
(0-362 PSI)



-20° to + 100°C (NBR)  
-4° to + 212°F

Shut Off  
Type

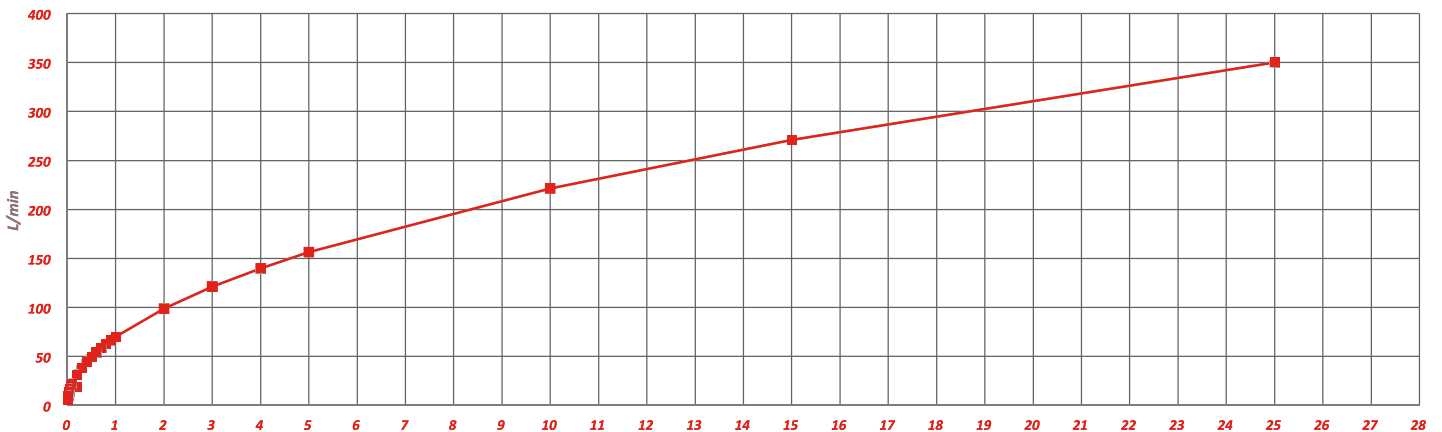


OM 300 - 02550  
CON - 3050 - 2050 - 40

FULL FLOW

DN

20 mm

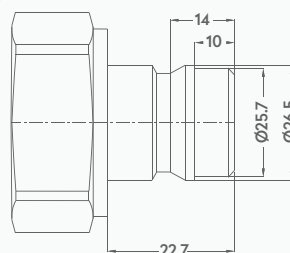


Options

FPM

AISI316  
Stainless Steel

Plug Profile Serie 161

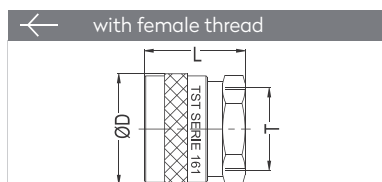


Compatible with

DYROS 3000  
NITO

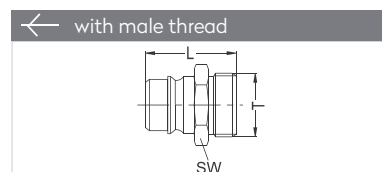


## UNVALVED QUICK COUPLINGS SCHNELLKUPPLUNGEN OHNE VENTIL

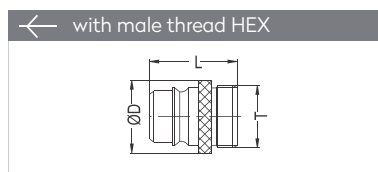


Connection	Part No.	ØD	L
BSP 1"	161 DGF 33	42,3	40

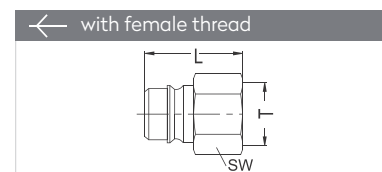
## PLUGS STECKNIPPEL



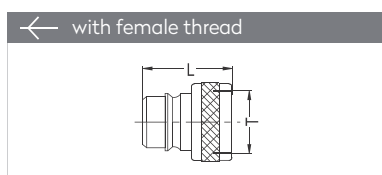
Connection	Part No.	L	SW
BSP 1"	161 EU 33	42	36



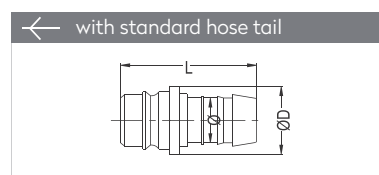
Connection	Part No.	SW	L
BSP 1"	161 EU 33 - 01	36	40,5



Connection	Part No.	SW	L
BSP 1"	161 DU 33	36	40

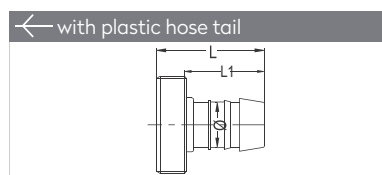


Connection	Part No.	ØD	L
BSP 1"	161 DU 33 - 01	36	40



Connection	Part No.	ØD	L
Ø 19	161 HU 19	30	63,5
Ø 25	161 HU 25	35	63,5

## ADAPTER ADAPTER



Connection	Part No.	L	L1
BSP 1" - Ø 25	161 GU 25	44	32



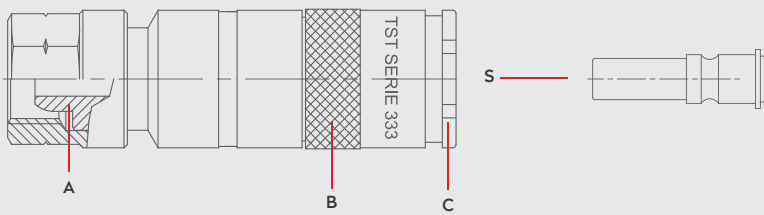
PNEUMATIC COUPLINGS  
PNEUMATISCHE KUPPLUNGEN

SERIE **333**

DN **5-6**



**Materials**



**Material Code**

A = Brass Chrome Plated

B = Brass Chrome Plated

C = Brass

S = Brass Chrome Plated

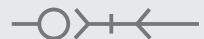


0 - 20bar  
(0-290 PSI)



-20° to + 140°C (EPDM)  
-4° to + 284°F

**Shut Off Type**



OE 240 - 00830  
OE 200 - 01000

**FLOW**

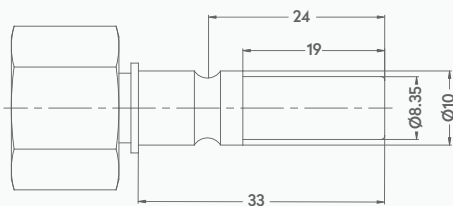
150 lt/min

**DN**

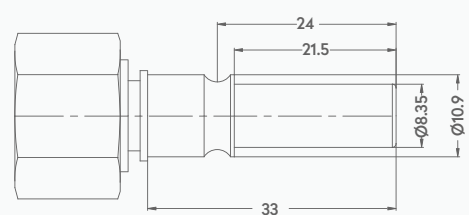
**5-6 mm**

**Plug Profile Serie 333**

■ 333.05



■ 333.06

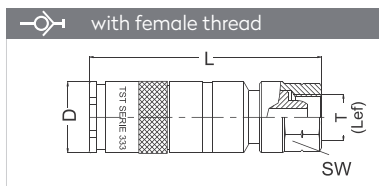


**Options**

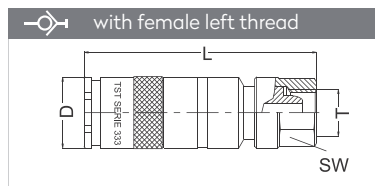
**Compatible with**

IBEDA

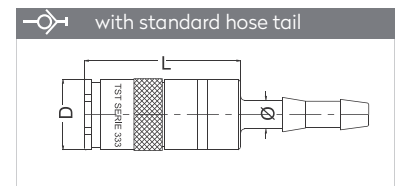
## QUICK COUPLINGS SCHNELLKUPPLUNGEN



Connection	Part No.	SW	L	ØD
BSP 1/4"	333-05 DG 13-60	17	66,5	20
BSP 3/8"	333-05 DG 17-60	19	66,5	20
BSP 1/4"	333-06 DG 13-60	17	66,5	20
BSP 3/8"	333-06 DG 17-60	19	66,5	20

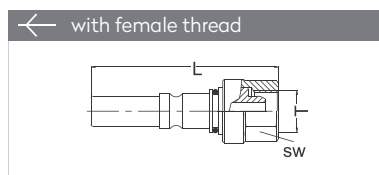


Connection	Part No.	SW	L	ØD
BSP 1/4"	333-05 LDG 13-60	17	66,5	20
BSP 3/8"	333-05 LDG 17-60	19	66,5	20
BSP 1/4"	333-06 LDG 13-60	17	66,5	20
BSP 3/8"	333-06 LDG 17-60	19	66,5	20

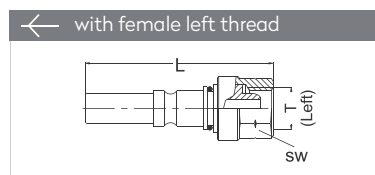


Connection	Part No.	L	ØD
Ø 7	333-05 HG 07	66,5	20
Ø 10	333-05 HG 10	66,5	20
Ø 7	333-06 HG 07	66,5	20
Ø 10	333-06 HG 10	66,5	20

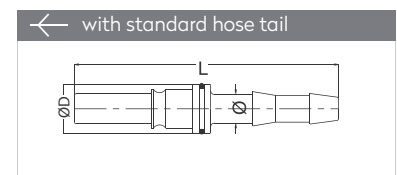
## PLUGS STECKNIPPEL



Connection	Part No.	SW	L	ØD
BSP 1/4"	333-05 DU 13-60	17	55	20
BSP 3/8"	333-05 DU 17-60	19	55	21
BSP 1/4"	333-06 DU 13-60	17	55	20
BSP 3/8"	333-06 DU 17-60	19	55	21



Connection	Part No.	SW	L	ØD
BSP 1/4"	333-05 LDU 13-60	17	55	20
BSP 3/8"	333-05 LDU 17-60	19	55	21
BSP 1/4"	333-06 LDU 13-60	17	55	20
BSP 3/8"	333-06 LDU 17-60	19	55	21



Connection	Part No.	L	ØD
Ø 7	333-05 HU 07	71,5	13,7
Ø 10	333-05 HU 10	71,5	13,7



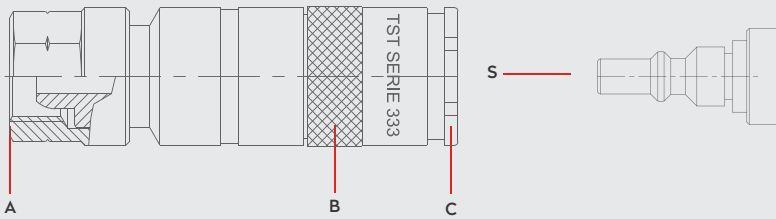
PNEUMATIC COUPLINGS  
PNEUMATISCHE KUPPLUNGEN

# DN 4.5-5

## SERIE 334



### Materials



### Material Code

- A = Brass Chrome Plated
- B = Brass Chrome Plated
- C = Brass
- S = Steel Nickel Plated

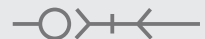


0 - 20bar  
(0-290 PSI)



-20° to + 135°C (EPDM)  
-4° to + 284°F

### Shut Off Type



OE 200 - 01000  
OE 200 - 00450  
OE 178 - 00720

### FLOW

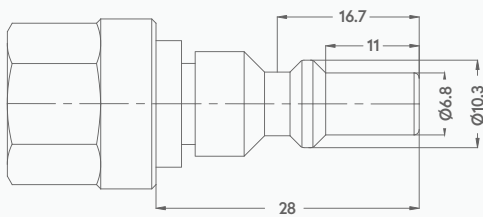
150 lt/min

### DN

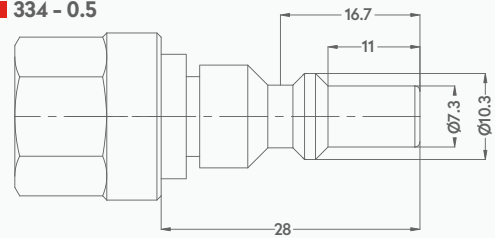
**5-6** mm

### Plug Profile Serie 334

#### ■ 334 - 4.5



#### ■ 334 - 0.5



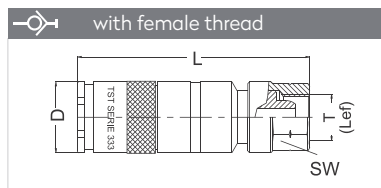
### Options

### Compatible with

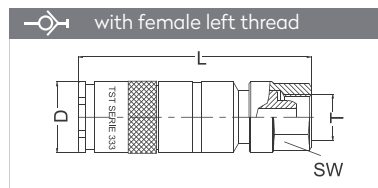
IBEDA



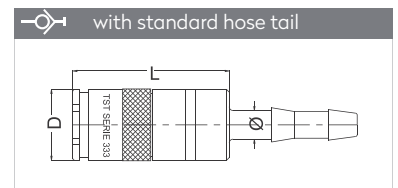
## QUICK COUPLINGS SCHNELLKUPPLUNGEN



Connection	Part No.	SW	L	ØD
BSP 1/4"	334 -4.5 DG 13-60	17	70	20
BSP 3/8"	334 -4.5 DG 17-60	19	70	20
BSP 1/4"	334 -05 DG 13-60	17	70	20
BSP 3/8"	334 -05 DG 17-60	19	70	20

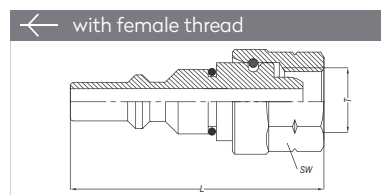


Connection	Part No.	SW	L	ØD
BSP 1/4"	334 -4.5 LDG 13-60	17	70	20
BSP 3/8"	334 -4.5 LDG 17-60	19	70	20
BSP 1/4"	334 -05 LDG 13-60	17	70	20
BSP 3/8"	334 -05 LDG 17-60	19	70	20

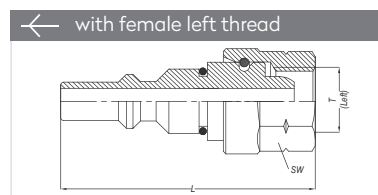


Connection	Part No.	L	ØD
Ø 7	334 -4.5 HG 07	82,8	20
Ø 10	334 -4.5 HG 10	82,8	20
Ø 7	334 -05 HG 07	82,8	20
Ø 10	334 -05 HG 10	82,8	20

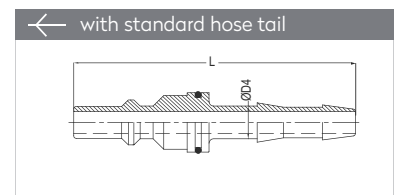
## PLUGS STECKNIPPEL



Connection	Part No.	SW	L
BSP 1/4"	334 -4.5 DU 13-60	17	48,5
BSP 3/8"	334 -4.5 DU 17-60	19	48,5
BSP 1/4"	334 -05 DU 13-60	17	48,5
BSP 3/8"	334 -05 DU 17-60	19	48,5



Connection	Part No.	SW	L
BSP 1/4"	334 -4.5 LDU 13-60	17	48,5
BSP 3/8"	334 -4.5 LDU 17-60	19	48,5
BSP 1/4"	334 -05 LDU 13-60	17	48,5
BSP 3/8"	334 -05 LDU 17-60	19	48,5



Connection	Part No.	L	ØD
Ø 7	334 -05 HU 07	64,5	13,7
Ø 10	334 -05 HU 10	64,5	13,7



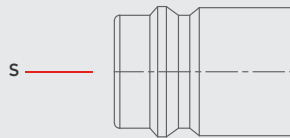
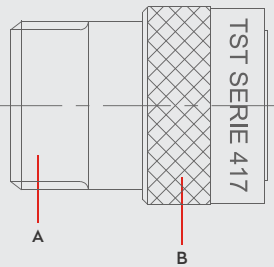
PNEUMATIC COUPLINGS  
PNEUMATISCHE KUPPLUNGEN

SERIE 417

DN10



Materials



Material Code

A = Brass Chrome Plated

B = Brass Chrome Plated

S = Brass Chrome Plated



0 - 35 bar  
(0-507 PSI)



-20° to + 100°C (NBR)  
-4° to + 212°F

Shut Off Type



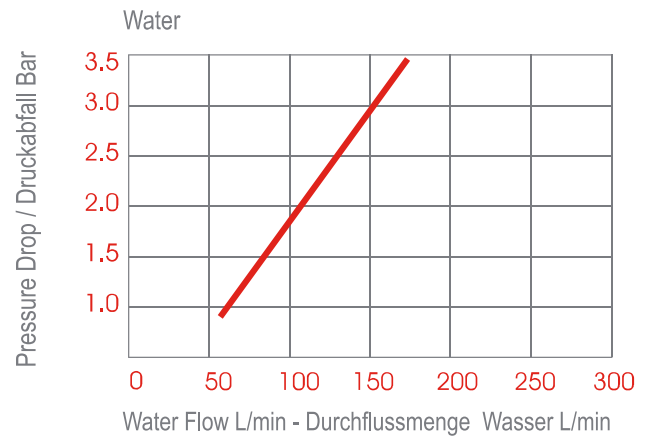
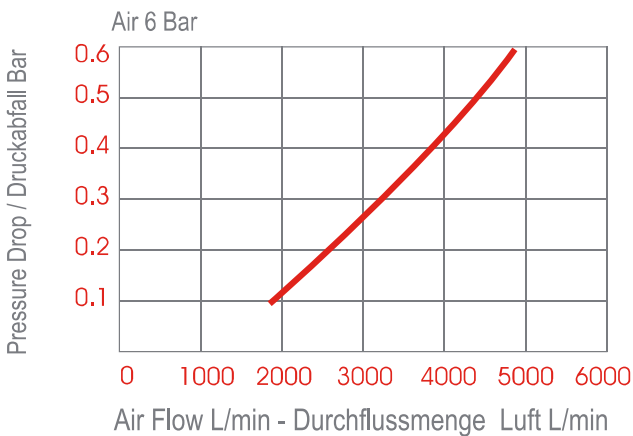
OM 262 - 01235

FLOW

3900 lt/min

DN

10 mm

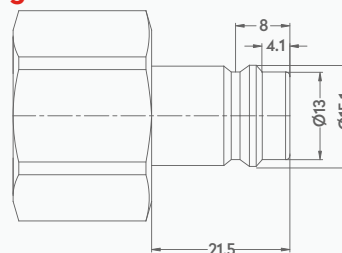


Options

FPM

EPDM

Plug Profile Serie 417

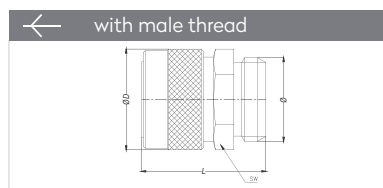


Compatible with

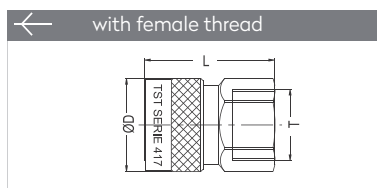
TST 027, 410, 411  
CEJN 410, 411  
PARKER - RECTUS 41



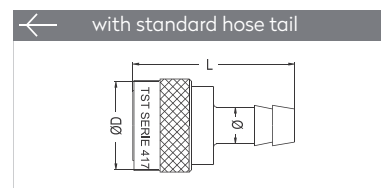
## QUICK COUPLINGS SCHNELLKUPPLUNGEN



Connection	Part No.	SW	L	ØD
BSP 1/2"	417 EGF 21	22	31	25,3
BSP 3/4"	417 EGF 26	27	32	25,3

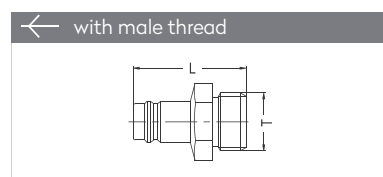


Connection	Part No.	SW	L	ØD
M 22 x 1	417 DGFM 22	24	32	25,3
BSP 1/2"	417 DGF 21	24	32	25,3
BSP 3/4"	417 DGF 26	30	32	25,3

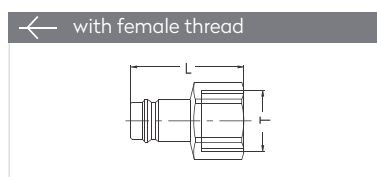


Connection	Part No.	Ø	L	ØD
Ø10 mm - 3/8"	417 HGF 10	25	46	25,3
Ø13 mm - 1/2"	417 HGF 13	25	45	25,3
Ø16 mm - 5/8"	417 HGF 16	25	44	25,3
Ø19 mm - 1/2"	417 HGF 19	25	44	25,3

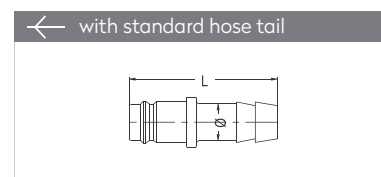
## PLUGS STECKNIPPEL



Connection	Part No.	SW	L
BSP 1/2"	417 EU 21	22	37
BSP 3/4"	417 EU 26	27	37,5



Connection	Part No.	SW	L
M 22 x 1	417 DUM 22	25	32
BSP 1/2"	417 DU 21	24	33
BSP 3/4"	417 DU 26	30	34,5












Connection	Part No.	L
Ø 10 mm - 3/8"	417 HU 10	48
Ø 13 mm - 1/2"	417 HU 13	48
Ø 16 mm - 5/8"	417 HU 16	48
Ø 19 mm - 3/4"	417 HU 19	48




# BLOW GUNS & ACC.


with female thread		with female thread		with female thread		with female thread		with female thread	
									
with standard nozzle		Standard		with short nozzle		with sintered metal		Safety	
<b>Connection</b>	<b>Part No.</b>	<b>Connection</b>	<b>Part No.</b>	<b>Connection</b>	<b>Part No.</b>	<b>Connection</b>	<b>Part No.</b>	<b>Connection</b>	<b>Part No.</b>
G 1/4"	HTE 13	G 1/4"	HTU 13	G 1/4"	HTS 13	G 1/4"	HTB 13	G 1/4"	HTUS 13

with female thread		with female thread		with female thread		with female thread		with female thread	
									
with standard nozzle		Standard		with short nozzle		with sintered metal		Safety	
<b>Connection</b>	<b>Part No.</b>	<b>Connection</b>	<b>Part No.</b>	<b>Connection</b>	<b>Part No.</b>	<b>Connection</b>	<b>Part No.</b>	<b>Connection</b>	<b>Part No.</b>
G 1/4"	TE 13	G 1/4"	TU 13	G 1/4"	TS 13	G 1/4"	TB 13	G 1/4"	TUS 13

Extension tube		Extension tube		Extension tube		Extension tube	
Steel		Steel		Steel		Steel	
							
Length: 150 mm		Length: 250 mm		Length: 150 mm		Length: 100 mm	
<b>Connection</b>	<b>Part No.</b>	<b>Connection</b>	<b>Part No.</b>	<b>Connection</b>	<b>Part No.</b>	<b>Connection</b>	<b>Part No.</b>
M 12 X 1.25	631 00 011	M 12 x 1.25	631 00 013	M 12 x 1.25	631 00 011	M 12 x 1.25	631 00 012

safety nozzle	
Brass Ms 58	
NICKEL	
<b>Connection</b>	<b>Part No.</b>
M 12 X 1.25	TU 12 EN

with female thread	
Steel	
<b>Connection</b>	<b>Part No.</b>
G 1/4"A	631 00 010

with female thread	
Steel	
<b>Connection</b>	<b>Part No.</b>
M 12.00 X 1.25	631 00 009

PNEUMATIC COUPLINGS  
 PNEUMATISCHE KUPPLUNGEN

## MODULAR MULTILINK

**Interchangeability**  
 CEJN Multi Link  
**Temperature Range**  
 -30° C +100° C  
**Working Pressure**  
 0 - 10 bar  
**Material**  
 Brass Nickel Plated

Female Threaded Center Module



Connection	Part No.
G 1/2"	117 RK 000 - D21
NPT 1/2"	117 RK 000 - N21

Female Threaded Outlet Module



G 1/2"	117 RK D21 - D21
NPT 1/2"	117 RK N21 - N21

Inlet Module



G 1/2"	117 RK D21 - 000
NPT 1/2"	117 RK N21 - 000

Stop Valve



	117 RK A00 - 000
--	------------------

Pressure Plug with O-ring



G 1/2"	KTS 21
NPT 1/2"	KTT 21

Hose Connection 11 x 16 mm



R 1/2"	PUR 21 - 16
NPT 1/2"	PUN 21 - 16

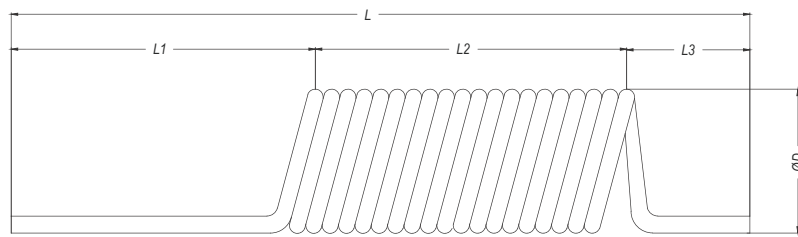


# SPIRAL HOSES

<b>Temperature Range</b>	+20°C + 68°C
<b>Working Pressure</b>	0 - 10 bar
<b>Min. Burst Pressure</b>	0 - 25 bar
<b>Material</b>	Ester Based Polyurethane (Purl)



with spiral hose and Adapters



Hose Size	Length	Part no.	Total Length (M)	Dimensions				
				L mm.	L1 mm.	L2 mm.	L3 mm.	Ø mm.
6.5 X 10	2 M	PHC 02.6510-000	2.5	740	500	140	100	52
	4 M	PHC 04.6510-000	5.0	930	500	330	100	52
	6 M	PHC 06.6510-000	7.5	1120	500	520	100	52
8.0 X 12	2 M	PHC 02.8012-000	2.5	740	500	140	100	65
	4 M	PHC 04.8012-000	5.0	930	500	330	100	65
	6 M	PHC 06.8012-000	7.5	1120	500	520	100	65
11.0 X 16	8 M	PHC 08.1116-000	10.0	1210	500	520	100	95

# SPIRAL HOSES

with swivel & male threaded adapters



Hose Size	Length	Part no.	Connection
6.5 X 10	2 M	PHS 02.6510-R13	BSPT 1/4"
	4 M	PHS 04.6510-R13	BSPT 1/4"
	6 M	PHS 06.6510-R13	BSPT 1/4"
8.0 X 12	2 M	PHS 02.8012-R17	BSPT 3/8"
	4 M	PHS 04.8012-R17	BSPT 3/8"
	6 M	PHS 06.8012-R17	BSPT 3/8"
11.0 X 16	8 M	PHS 08.1116-R21	BSPT 1/2"

with fixed & male threaded adapters



Hose Size	Length	Part no.	Connection
6.5 X 10	2 M	PHF 02.6510-R13	BSPT 1/4"
	4 M	PHF 04.6510-R13	BSPT 1/4"
	6 M	PHF 06.6510-R13	BSPT 1/4"
8.0 X 12	2 M	PHF 02.8012-R17	BSPT 3/8"
	4 M	PHF 04.8012-R17	BSPT 3/8"
	6 M	PHF 06.8012-R17	BSPT 3/8"
11.0 X 16	8 M	PHF 08.1116-R21	BSPT 1/2"

with 022 socket & 022 plug



Hose Size	Length	Part no.
6.5 X 10	2 M	PHF 02.6510-022
	4 M	PHF 04.6510-022
	6 M	PHF 06.6510-022
8.0 X 12	2 M	PHF 02.8012-022
	4 M	PHF 04.8012-022
	6 M	PHF 06.8012-022

with 023 socket & 023 plug



Hose Size	Length	Part no.
6.5 X 10	2 M	PHF 02.6510-023
	4 M	PHF 04.6510-023
	6 M	PHF 06.6510-023
8.0 X 12	2 M	PHF 02.8012-023
	4 M	PHF 04.8012-023
	6 M	PHF 06.8012-023

with 025 socket & 025 plug



Hose Size	Length	Part no.
6.5 X 10	2 M	PHF 02.6510-025
	4 M	PHF 04.6510-025
	6 M	PHF 06.6510-025
8.0 X 12	2 M	PHF 02.8012-025
	4 M	PHF 04.8012-025
	6 M	PHF 06.8012-025


with 027 socket & 027 plug



Hose Size	Length	Part no.
6.5 X 10	2 M	PHF 02.6510-027
	4 M	PHF 04.6510-027
	6 M	PHF 06.6510-027
8.0 X 12	2 M	PHF 02.8012-027
	4 M	PHF 04.8012-027
	6 M	PHF 06.8012-027

# BRASS ACCESSORIES

Threaded Nut - DIN EN 560



Connection			Part No.	SW	L
Male	Female	Hose tail			
	G 1/4"		DS 13	17	14
	G 3/8"		DS 17	19	14
	G 1/2"		DS 21	24	14

Hose Tail - Short



Connection			Part No.	L
Male	Female	Hose tail		
G 1/4"		4 mm	KR 13/04	27,3
G 1/4"		9 mm	KR 13/09	27,3
G 3/8"		4 mm	KR 17/04	27
G 3/8"		6 mm	KR 17/06	27
G 3/8"		9 mm	KR 17/09	33,3
G 1/2"		6 mm	KR 21/06	28
G 1/2"		9 mm	KR 21/09	34
G 1/2"		13 mm	KR 21/13	34


Male & Male Nipple



Connection			Part No.	SW	L
Male	Male	Hose tail			
G 1/8"	G 1/8"		EE 10/10	11	18
G 1/8"	G 3/8"		EE 10/17	19	22
G 1/4"	G 1/4"		EE 13/13	17	23
G 1/4"	G 3/8"		EE 13/17	19	24
G 1/4"	G 1/2"		EE 13/21	22	27
G 3/8"	G 3/8"		EE 17/17	19	24
G 3/8"	G 1/2"		EE 17/21	22	27
G 3/8"	G 3/4"		EE 17/26	27	33
G 1/2"	G 1/2"		EE 21/21	22	30
G 1/2"	G 3/4"		EE 21/26	27	36
G 1/2"	G 1"		EE 21/33	36	39
G 3/4"	G 3/4"		EE 26/26	27	40
G 3/4"	G 1"		EE 26/33	36	43
G 1"	G 1"		EE 33/33	41	46

Male & Male Removable Nipple

**NEW**



Connection			Part No.	L
Male	Male	Hose Tail		
G 1/8"	G 1/8"		RR 10/10-SW15-SW5	27
G 1/8"	G 1/4"		RR 10/13-SW15-SW5	30
G 1/4"	G 1/4"		RR 13/13-SW19-SW6	33,4
G 1/4"	G 3/8"		RR 13/17-SW19-SW6	34,1
G 3/8"	G 3/8"		RR 17/17-SW22-SW8	37
G 1/2"	G 1/2"		RR 21/21-SW27-SW12	44,4
G 3/4"	G 3/4"		RR 26/26-SW36-SW14	53
G 3/8"	G 1"		RR 33/33-SW50-SW19	59
G 1 1/4"	G 1 1/4"		RR 42/42-SW60-SW22	68
G 1 1/2"	G 1 1/2"		RR 48/48-SW70-SW24	75
G 2"	G 2"		RR 60/60-SW80-SW32	85

# BRASS ACCESSORIES

Hose Tail with Male Thread



Connection		Hose tail	Part No.	SW	L
Male	Female				
M6		4 mm	EHM 06/04	8	18
G 1/8"		4 mm	EH 10/04	11	28
G 1/8"		6 mm	EH 10/06	11	28
G 1/8"		8 mm	EH 10/08	11	28
G 1/8"		9 mm	EH 10/09	11	28
G 1/4"		4 mm	EH 13/04	15	31
G 1/4"		6 mm	EH 13/06	15	31
G 1/4"		8 mm	EH 13/08	15	31
G 1/4"		9 mm	EH 13/09	15	31
G 1/4"		10 mm	EH 13/10	15	37
G 1/4"		13 mm	EH 13/13	15	37
G 3/8"		6 mm	EH 17/06	17	31
G 3/8"		8 mm	EH 17/08	17	31
G 3/8"		9 mm	EH 17/09	17	31
G 3/8"		10 mm	EH 17/10	17	37
G 3/8"		13 mm	EH 17/13	17	37
G 3/8"		16 mm	EH 17/16	19	42
G 1/2"		6 mm	EH 21/06	22	34
G 1/2"		8 mm	EH 21/08	22	34
G 1/2"		9 mm	EH 21/09	22	34
G 1/2"		10 mm	EH 21/10	22	40
G 1/2"		13 mm	EH 21/13	22	40
G 1/2"		16 mm	EH 21/16	22	46
G 1/2"		19 mm	EH 21/19	22	46
G 3/4"		13 mm	EH 26/13	27	45
G 3/4"		16 mm	EH 26/16	27	49
G 3/4"		19 mm	EH 26/19	27	49
G 3/4"		25 mm	EH 26/25	30	54
G 1"		19 mm	EH 33/19	36	49
G 1"		25 mm	EH 33/25	36	54

Hose Tail with Female Thread



Connection		Hose tail	Part No.	SW	L
Male	Female				
	G 1/8"	6 mm	DH 10/06	11	27
	G 1/8"	8 mm	DH 10/08	11	27
	G 1/8"	9 mm	DH 10/09	11	27
	G 1/4"	6 mm	DH 13/06	17	30
	G 1/4"	8 mm	DH 13/08	17	30
	G 1/4"	9 mm	DH 13/09	17	30
	G 1/4"	10 mm	DH 13/10	17	36
	G 1/4"	13 mm	DH 13/13	17	36
	G 3/8"	6 mm	DH 17/06	19	30
	G 3/8"	8 mm	DH 17/08	19	30
	G 3/8"	9 mm	DH 17/09	19	30
	G 3/8"	10 mm	DH 17/10	19	36
	G 3/8"	13 mm	DH 17/13	19	36
	G 1/2"	6 mm	DH 21/06	24	30
	G 1/2"	8 mm	DH 21/08	24	30
	G 1/2"	9 mm	DH 21/09	24	30
	G 1/2"	10 mm	DH 21/10	24	36
	G 1/2"	13 mm	DH 21/13	24	36
	G 1/2"	16 mm	DH 21/16	24	43

Female & Female Nipple



Connection		Hose tail	Part No.	SW	L
Female	Female				
	M 5		AR 05	7	10
	G 1/8"		AR 10	14	22
	G 1/4"		AR 13	17	26
	G 3/8"		AR 17	19	26
	G 1/2"		AR 21	24	30
	G 3/4"		AR 26	32	36
	G 1"		AR 33	41	36

Tube Nut for Plastic Hoses



Connection		Hose tail	Part No.	SW	L
Male	Female				
	M 7 x 0.5	3 x 4 mm	PS 04 - 7 x 0.5	-	8,5
	M 7 x 0.5	3 x 5 mm	PS 05 - 7 x 0.5	-	8,5
	M 8 x 0.5	4 x 6 mm	PS 06 - 8 x 0.5	-	8,5
	M 10 x 1	4 x 6 mm	PS 06 - 10 x 1	12	10
	M 12 x 1	6 x 8 mm	PS 08 - 12 x 1	14	10
	M 16 x 1	8 x 10 mm	PS 10 - 16 x 1	19	13
	M 16 x 1	9 x 12 mm	PS 12 - 16 x 1	19	13

# BRASS ACCESSORIES

Male & Female Nipple Short



Connection		Hose tail	Part No.	SW	L
Male	Female				
G 1/8"	M5		KD 05/10	11	11
G 1/4"	M 5		KD 05/13	17	11
G 1/4"	G 1/8"		KD 10/13	15	13
G 3/8"	G 1/8"		KD 10/17	19	14
G 1/2"	G 1/8"		KD 10/21	22	18
G 3/8"	G 1/4"		KD 13/17	19	13
G 1/2"	G 1/4"		KD 13/21	22	18
G 1/2"	G 3/8"		KD 17/21	22	18
G 3/4"	G 3/8"		KD 17/26	27	18
G 3/4"	G 1/2"		KD 21/26	27	24
G 1"	G 1/2"		KD 21/33	36	24
G 1"	G 3/4"		KD 26/33	36	30

Male & Female Nipple Long



Connection		Hose tail	Part No.	SW	L
Male	Female				
M 5	M 5		BD 05/05	8	11,5
M 5	G 1/8"		BD 05/10	13	15
G 1/8"	M 5		BD 10/05	11	15
G 1/8"	G 1/8"		BD 10/10	11	16
G 1/8"	G 1/4"		BD 10/13	17	19
G 1/4"	G 1/8"		BD 13/10	17	18
G 1/4"	G 1/4"		BD 13/13	17	21
G 1/4"	G 3/8"		BD 13/17	19	21
G 3/8"	G 1/4"		BD 17/13	17	21
G 3/8"	G 3/8"		BD 17/17	19	21
G 3/8"	G 1/2"		BD 17/21	24	24
G 1/2"	G 3/8"		BD 21/17	22	24
G 1/2"	G 1/2"		BD 21/21	24	25
G 1/2"	G 3/4"		BD 21/26	32	31

Hose Repairer Long



Connection		Hose tail	Part No.	Ø	L
Male	Female				
		4 mm	AUK 04/04	7	72
		6 mm	AUK 06/06	10	72
		8 mm	AUK 08/08	12	72
		9 mm	AUK 09/09	13	72
		13 mm	AUK 13/13	17	75

Hose Repairer Short



Connection		Hose tail	Part No.	Ø	L
Male	Female				
		4 mm	AU 04/04	4	38
		6 mm	AU 06/06	7	50
		8 mm	AU 08/08	9	50
		9 mm	AU 09/09	10	50
		13 mm	AU 13/13	14	60
		16 mm	AU 16/16	18	60
		19 mm	AU 19/19	21	60



# BRASS ACCESSORIES

Short Fitting



Connection			Part No.	SW	L
Male	Female	Hose tail			
M 5		3 x 4 mm	PU 05/04	9	PU 05 - 3 x 4
M 5		3 x 5 mm	PU 05/05	9	PU 05 - 3 x 5
M 5		4 x 6 mm	PU 05/06	9	PU 05 - 4 x 6
G 1/8"		4 x 6 mm	PU 10/06	12-12	PU 10 - 6 x 8
G 1/8"		6 x 8 mm	PU 10/08	14-14	PU 10 - 6 x 8
G 1/4"		4 x 6 mm	PU 13/06	12-15	PU 13 - 4 x 6
G 1/4"		6 x 8 mm	PU 13/08	12-15	PU 13 - 6 x 8
G 1/4"		6 x 8 mm	PU 13/08D	17-19	PU 13 - 6 x 8
G 1/4"		8 x 10 mm	PU 13/10	19-17	PU 13 - 8 x 10
G 1/4"		9 x 12 mm	PU 13/12	19-17	PU 13 - 9 x 12
G 3/8"		6 x 8 mm	PU 17/08	14-19	PU 17 - 6 x 8
G 3/8"		8 x 10 mm	PU 17/10	19	PU 17 - 8 x 10
G 3/8"		9 x 12 mm	PU 17/12	19	PU 17 - 9 x 12

Fixed Spring guard for nylon hose



Connection			Part No.	SW nut	SW Hose
Male	Female	Hose tail			
M 5		4 x 6 mm	PY 05/06	9	9
G 1/8"		4 x 6 mm	PY 10/06	12	12
G 1/8"		6 x 8 mm	PY 10/08	14	14
G 1/4"		4 x 6 mm	PY 13/06	12	15
G 1/4"		6 x 8 mm	PY 13/08	14	15
G 1/4"		8 x 10 mm	PY 13/10	19	17
G 1/4"		9 x 12 mm	PY 13/12	19	17
G 3/8"		6 x 8 mm	PY 17/08	14	19
G 3/8"		8 x 10 mm	PY 17/10	19	19
G 3/8"		9 x 12 mm	PY 17/12	19	19

Spring Guard



Connection			Part No.	SW	L
Male	Female	Hose tail			
	M 10 x1	4 x 6 mm	YS 06	12	90
	M 12 x1	6 x 8 mm	YS 08	14	95
	M 16 x1	8 x 10 mm	YS 10	19	110
	M 16 x1	9 x 12 mm	YS 12	19	110

Bulkhead Lock Nut



Connection			Part No.	SW	L
Male	Female	Hose tail			
	G 1/8"	SG-10000-A14	SG 10	14	4
	G 1/4"	SG-13000-A17	SG 13	17	4
	G 3/8"	SG-17000-A22	SG 17	22	4,5
	G 1/2"	SG-21000-A27	SG 21	27	8
	G 3/4"	SG-26000-A32	SG 26	32	5
	M 6 x 0,75	SM06075-A9	SM 06	9	4
	M 7 x 0,5	SM07050-A11	SM 07	11	4
	M 8 x 0,5	SM08050-A12	SM 08	12	4
	M 8 x 1	SM08100-A12	SM 08-1	12	4
	M 10 x 1	SM10100-A14	SM 10	14	4
	M 12 x 1	SM12100-A17	SM 12	17	4
	M 14 x 1	SM14100-A19	SM 14	19	4
	M 16 x 1	SM16100-A22	SM 16	22	4
	M 20 x 1	SM20100-A25	SM 20	25	5



# BRASS ACCESSORIES

2x Female & 1x Male Y



Connection			Part No.	SW	L
Male	Female	Hose tail			
G 1/8"	G 1/8" x 2		2 EY 10	13	
G 1/4"	G 1/4" x 2		2 EY 13	17	
G 3/8"	G 3/8" x 2		2 EY 17	22	
G 1/2"	G 1/2" x 2		2 EY 21	26	

3x Female Connection



	G 1/8" x 3		2 DY 10	13	
	G 1/4" x 2		2 DY 13	17	
	G 3/8" x 2		2 DY 17	22	
	G 1/2" x 2		2 DY 21	26	

2 Way Manifold



	G 3/8" x 3		2 CY 17		47
	G 1/2" x 3		2 CY 21		55

3 Way Manifold



	G 1/4" x 4		3 CY 13		44,5
	G 3/8" x 4		3 CY 17		44,5
	G 1/2" x 4		3 CY 21		67

Male & Female 90°C Connection



BSP 1/8"	BSP 1/8"		KYD - 10		
BSP 1/4"	BSP 1/4"		KYD - 13		
BSP 3/8"	BSP 3/8"		KYD - 17		
BSP 1/2"	BSP 1/2"		KYD - 21		
BSP 3/4"	BSP 3/4"		KYD - 26		

# INOX ACCESSORIES

Hose Tail with Male Thread Short



Connection		Hose tail	Part No.	SW	L
Male	Female				
G 1/8"		4 mm	35300064	14	28
G 1/8"		6 mm	35300065	14	38
G 1/8"		8 mm	35300066	14	38
G 1/8"		10 mm	35300067	14	38
G 1/8"		13 mm	35300068	17	38
G 1/4"		4 mm	35300069	14	31
G 1/4"		6 mm	35300070	17	41
G 1/4"		8 mm	35300071	17	41
G 1/4"		10 mm	35300072	17	41
G 1/4"		13 mm	35300073	17	41
G 3/8"		6 mm	35300074	19	43
G 3/8"		8 mm	35300075	19	43
G 3/8"		10 mm	35300076	19	43
G 3/8"		13 mm	35300077	19	43
G 3/8"		16 mm	35300078	19	43

Hose Tail with Male Thread Long



Connection		Hose tail	Part No.	SW	L
Male	Female				
G 3/8"		13 mm	35300079	19	57
G 3/8"		16 mm	35300080	19	57
G 3/8"		19 mm	35300081	22	58
G 1/2"		13 mm	35300082	24	59
G 1/2"		16 mm	35300083	24	59
G 1/2"		19 mm	35300084	24	59
G 3/4"		13 mm	35300085	27	62
G 3/4"		16 mm	35300086	27	62
G 3/4"		19 mm	35300087	27	62
G 3/4"		25 mm	35300088	36	71
G 1"		19 mm	35300089	36	69
G 1"		25 mm	35300090	36	75
G 1"		32 mm	35300091	41	80
G 1 1/4"		25 mm	35300092	46	77
G 1 1/4"		32 mm	35300093	46	81

# BALL VALVES

## Female & Female Ball Valve

- B for blue color
- R for red color



Connection	Part No.	Pressure (Bar)
BSP 1/2"	KV 001 - 21	20
BSP 3/4"	KV 001 - 26	20
BSP 1"	KV 001 - 33	20
BSP 1 1/4"	KV 001 - 42	20
BSP 1 1/2"	KV 001 - 48	20
BSP 2"	KV 001 - 60	20

## Female & Female Mini Ball Valve

- B for blue color
- R for red color



BSP 1/4"	KV 002 - 13	16
BSP 3/8"	KV 002 - 17	16
BSP 1/2"	KV 002 - 21	16

## Female & Male Mini Ball Valve

- B for blue color
- R for red color



BSP 1/4"	KV 003 - 13	16
BSP 3/8"	KV 003 - 17	16
BSP 1/2"	KV 003 - 21	16

## Female & Male Butterfly Handle Ball Valve

- B for blue color
- R for red color
- RB for both




BSP 1/2"	KV 004 - 21	16
BSP 3/4"	KV 004 - 26	16
BSP 1"	KV 004 - 33	16

## Female & Female Butterfly Handle Ball Valve

- B for blue color
- R for red color
- RB for both



BSP 1/2"	KV 005 - 21	16
BSP 3/4"	KV 005 - 26	16
BSP 1"	KV 005 - 33	16





# QUICK COUPLINGS

## PNEUMATIC SERIE



SMART SOLUTIONS FOR INDUSTRIAL CONNECTIONS

**TAMSAN BAĞLANTI ELEMANLARI A.Ş.**

GEPOSB Gebze / Kocaeli TURKEY  
Factory Tel : +90 262 751 20 44

[www.tst-tamsan.com](http://www.tst-tamsan.com)