



Technical & Specification Data Sheet

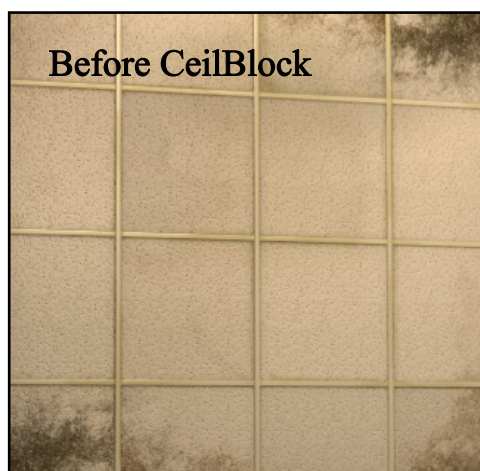
Supplied By :

Procoat UK Ltd- CeilCote
26 Fenlake Business Centre
Fengate
Peterborough
PE1 5BQ

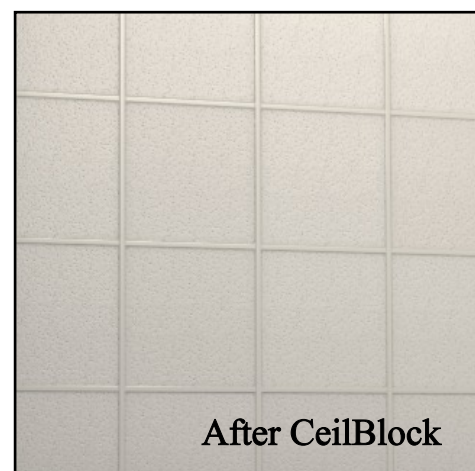
Tel :01733 558251

Email : info@ceilcote.com

Website: www.ceilcote.com



Before CeilBlock



After CeilBlock




Product Description:

CBC110-CeilBlock is a water-based, interior paint designed to restore a decorative finish and hold back heavy stains on mineral fibre, metal and vinyl faced suspended ceiling systems such as Armstrong, Burgess, and Luxalon.

Ceilings attract a high percentage of airborne particles generated daily in every working environment. With time this build up of dust, dirt, and grime lead to discolouration and yellowing. CeilBlock effectively holds back these stains and leaves a white finish to both the ceiling tiles and support grid in situ. CeilBlock will extend the life cycle of the ceiling far beyond the manufacturers intended timescale and can restore ceilings that may otherwise be destined for landfill.

Intended for commercial premises such as offices, schools, airports, supermarkets, retail stores, hospitals, hotels ect.



Performance Properties:

Excellent Stain Blocking Properties on stains such as

- Smoke / Soot and fire contaminates
- Water Stains (leaking water should be fixed prior to application)
- Nicotine / Tar
- Crayon
- Yellowing / Discolouration
- Ink

- Tiles & grid coated in situ at the same time in situ
- Water based
- Low odour / No residual odour
- Consistent colour / High opacity
- Can also be used on vent grills
- Available in RAL and BS Colours
- Designed for airless spray for fast results

Specification :

Adhere CeilCote 50mm x 50m differential double sided adhesive tape around the perimeter of the upper walls as close to the suspended ceiling as possible. Hang CeilCote 250m x 5m polythene sheeting from the double sided tape to protect and encapsulate the work area. Use the same sheeting to protect workspace items such as desks, computers, chairs, cabinets, stock, chillers, gondolas and checkouts. Use static brushes or a vacuum to remove ceiling dust and loose surface dirt. Precision mask ceiling fixtures such as light fittings, vents and fire sprinklers ect.

- Apply CBC110- CeilBlock by airless spray. One full coat in each direction.
- Heavy textured tiles and extreme stains may require further coats. Allow each coat to dry thoroughly.

Application :

CBC110-CeilBlock is ready to use no dilution is normally required. Mechanically shake or stir thoroughly before using.

- Airless Spraying : 0.013 “ to 0.015” tip at 2000 to 2500 P.S.I 50 % overlap each pass.
- Thinning if required : up to 5% water
- Temp: 10 up to 32c air and surface temperature
- Allow at least one hour drying time between full applications. Stains may bleed thru if reapplied when wet.

Personel Protective equipments:

Respirator organic vapour / dust mask. CE approved EN140:1996. Overalls, Goggles, Gloves

Clean up : Clean up spills and drips with a wet cloth/ sponge. Wash tools in warm soapy water

Disposal : Dispose of unused or unwanted product in accordance with local laws regulating water-based coatings.

Technical Data:



Appearance: Liquid

Odour: Slight Odour

Coverage: 10m2 Per litre by airless spray application

Touch Dry : 45 Minutes Hard dry - 24 hours

Colour: White 00E55 Can be tinted to RAL colours

Sheen Level: 20 %

Miscibility with water: Fully miscible

Solids : 61 %

Container Size: 20 Litres

Container Weight: 30 KG

Storage: Indoors, Above Freezing



Contact:

Procoat UK Ltd- CeilCote
26 Fenlake Business Centre
Fengate
Peterborough
PE1 5BQ
Tel: 01733 558251
Fax: 01733 891899
Email: info@ceilcote.com
Web: www.ceilcote.com

