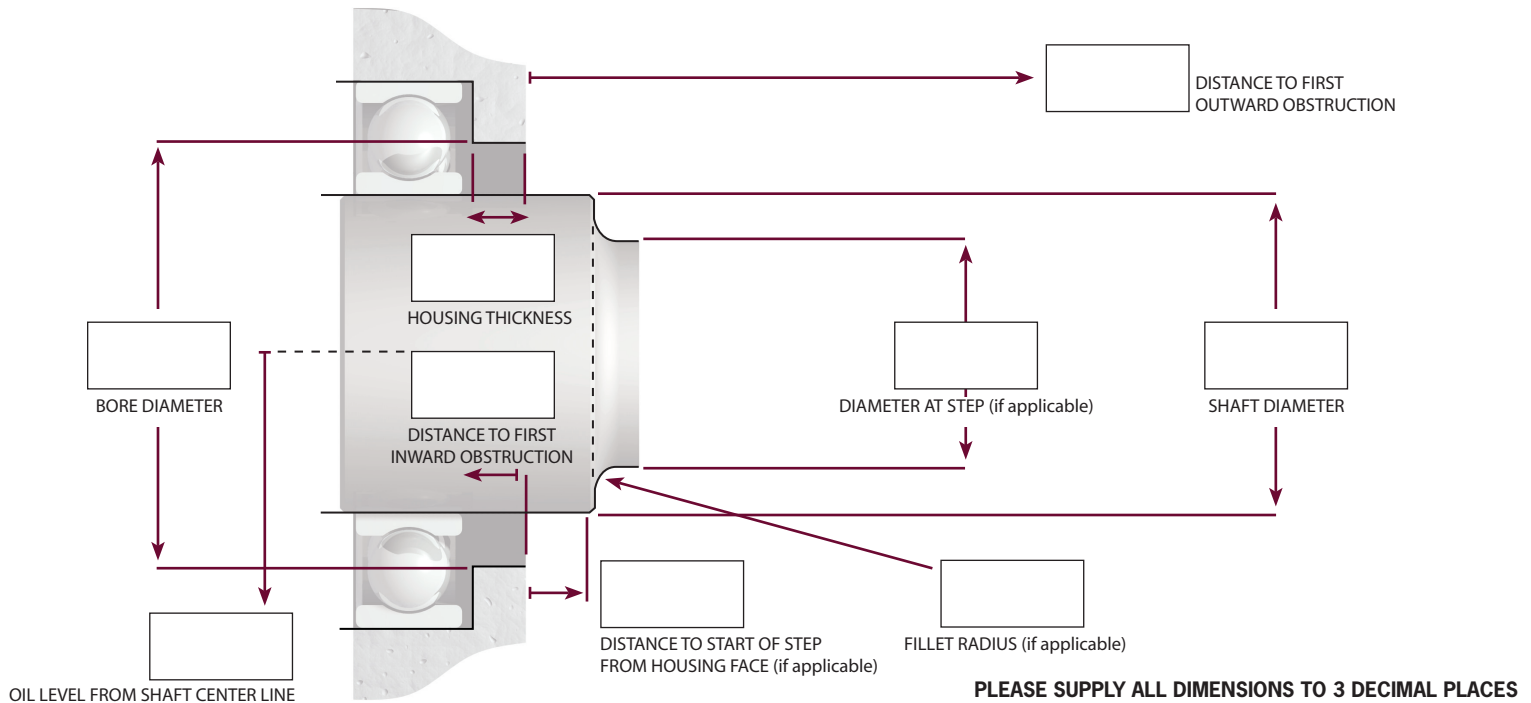


STEAM TURBINE REQUEST FOR QUOTE



Data Needed For Quote

MANUFACTURER & MODEL: _____

SEAL LOCATION: Coupling Drive End Steam Thrust End Steam

TEMPERATURE AT SEAL: °C | °F Min _____ Max _____

SHAFT THERMAL EXPANSION: _____

HARD SHAFT COATING: Yes No

SHAFT SPEED: _____

LUBE: Oil (level) _____ Grease Oil Mist Forced Oil System

THRUST BEARING AXIAL MOVEMENT: _____

MISALIGNMENT:

Diametric Run Out Greater Than .005" TIR? Yes No
If yes, how much? _____

Shaft To Bore Misalignment Greater Than .007" TIR? Yes No
If yes, how much? _____

FIRST OBSTRUCTION: Step Keyway Other _____

HOUSING TYPE: Solid Split

SEAL TYPE: Solid Split

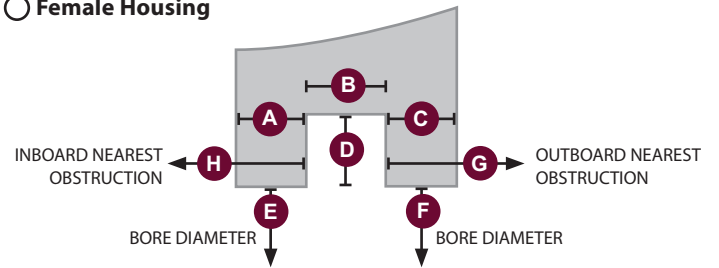
TOTAL PIECES OF EQUIPMENT: _____

CONTACT FOR QUESTIONS: _____

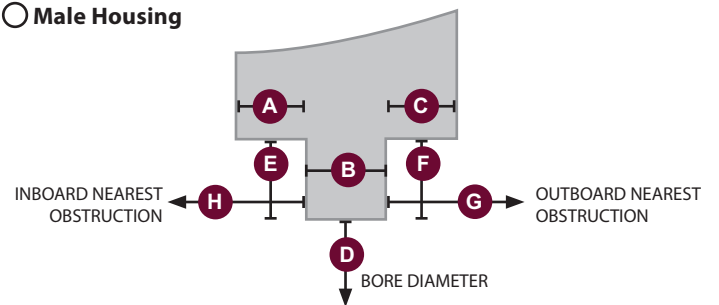
BRIEFLY DESCRIBE THE APPLICATION

STEPPED HOUSINGS (circle one if applicable)

Female Housing



Male Housing



A _____ **E** _____

B _____ **F** _____

C _____ **G** _____

D _____ **H** _____

Fax RFQ sheet to 309-787-6114 or email info@inpro-seal.com