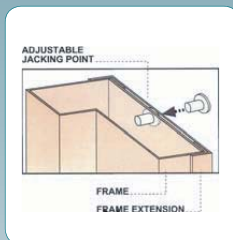


# SECURITY DOOR 3

## SECURITY DOORS STEEL DOOR SYSTEMS

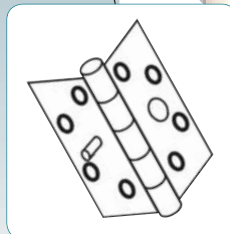
Designed as a range of single and double security doors to protect medium risk properties from experienced attempts at forced entry using a range of heavy hand tools.

The doors are third party tested by Scientifics in accordance with the manual intervention or attempted burglary requirements of the LPS 1175 Standard and achieved a level 3 rating, offering you guaranteed peace of mind.



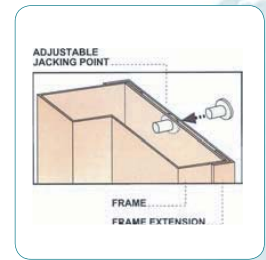
### Adaptable Fixing System

Adjustable fixing feet allow standard width doors to be used in non-standard width openings when used in conjunction with our variable sub frame system.




### Attack-Resistant Hinge

4 No specially modified stainless-steel dog bolt hinges for additional security, even if the hinges are physically attacked the dog bolts prevent the door from being removed from the opening.



### Heavy Gauge Frame

Variable sub-frame acts in two ways, to minimise and neaten the mastic gap around the doors. The sub-frame also protects the fixing points from attack.



### Secure Locking

High security triple point Nemeff Sashlock with Security Cylinders or High Security Multipoint Panic Furniture from Surelock McGill or Exidor.

### Anti-jemmy Astragal

To prevent the door leaf being jemmied open it is supplied with an integral Astragal.

### Robust Door Leaf

50mm-thick door blade with a total armour thickness of 3mm.