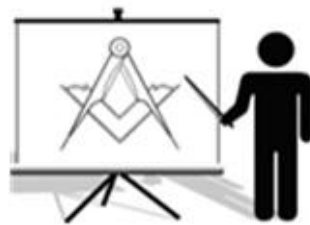




Share and Encourage

Guide to the available Resources

solomon.ugle.org.uk



Share & Encourage

Resources for
talks/presentations



West Lancashire Freemasons
PROVINCIAL GRAND LODGE OF WEST LANCASHIRE

“Furthering your Masonic education through mentoring”

Introduction

This guide covers the "*Share and Encourage*" section of Solomon. The "*Seek and Learn*" & "*Support and Promote*" sections are covered in their own individual guides.



Share &
Encourage

Talks and material
for presenting

Solomon
20101010

Supporting
Learning

Module 1. Supporting Learning

About
Freemasonry

Module 2. About Freemasonry

First
Degree

Module 3. First Degree

Second
Degree

Module 4. Second Degree

Third
Degree

Module 5. Third Degree

Installed
Master

Module 6. Installed Master

Royal
Arch

Module 7. Royal Arch

Masonic
History

Module 8. Masonic History

Lodge
Matters

Module 9. Lodge Matters

Provincial Grand Lodge of West Lancashire
Furthering Your Masonic Education Through Mentoring
Guide to Solomon "Share & Encourage" Modules

Section Overview

There are 9 modules in the Share and Encourage section of Solomon, with a total of 332 resources available.

Supporting & Learning (Guidance)	About Freemasonry (7 Resources)	First Degree (127 Resources)	Second Degree (38 Resources)	Masonic History (33 Resources)
Third Degree (41 Resources)	Installed Master (6 Resources)	Royal Arch (66 Resources)	Lodge Matters (14 Resources)	

Each of these modules contains resources in various formats;

- **‘Nuggets’** - Short 5 - 10 minute items ideal for any regular or instruction meeting. Select a topic suited to the occasion and ask a member to deliver it, or share with several members.
- **Papers** - More for personal reading, they can also be used as mini-presentations.
- **Presentations & Talks** - These items are intended for Lodge and Chapter use, delivered by a nominated presenter.
- **Demonstrations** - Explanatory demonstrations of a ceremony (or specific parts) - a good alternative to a live event.
- **Quizzes** - A quiz or other ‘fun’ learning.
- **Audio** - A narrative that discusses a specific subject matter

To give an indication of content, the table below identifies the number of resources available in the "Share and Encourage" section at the time of the initial launch of Solomon.













RESOURCES AVAILABLE BY MODULE						
Module	Help & Guidance	Nuggets	Papers	Quizzes	Demonstrations	Presentations
Supporting Learning	12					
About Freemasonry		3	3	1		
First Degree		74	26	1	12	14
Second Degree		19	10		6	3
Third Degree		17	16	3	5	
Installed Master		5	1			
Royal Arch		37	17	4	8	
Masonic History		11	15		2	5
Lodge Matters		8	6			

Each module requires enrolment before it can be accessed. This is not at all a complicated process, however some caution is required as Solomon has been designed to allow any user to access any module once they have enrolled.

For example, an Entered Apprentice will not be prohibited from enrolling for the 2nd degree or 3rd degree modules and anyone who has not yet been installed into the Chair of King Solomon could enrol for the Installed Master module.

However please note that the system does not prohibit this.

Recommendations, may appear obvious, but are stated to discourage users enrolling for modules not appropriate to their present Masonic level.

Supporting & Learning	About Freemasonry	First Degree	Second Degree	Masonic History
Third Degree	Installed Master	Royal Arch	Lodge Matters	
Supporting & Learning	About 	First 		Masonic 
			Lodge 	
 Enrol only if you have taken your 2 nd Degree		Enrol only if you are a Worshipful Master or Past Master		
 Enrol only if you have taken your 3 rd Degree		Enrol only if you are a Companion of Royal Arch		

The remainder of this guide lists the available resources in each module (as of launch date) in order to assist in the identification of appropriate material for personal use, or use in your Lodge or Chapter.

Module 1. Supporting Learning

This module is aimed towards supporting a Group in developing a set of methods to use to achieve agreed learning through activities such as Briefing session, Skills workshop or One-to-one coaching . The module contains the following sections:

Quickstart (2)

1. Quick Start Guide Lodges and Chapters
2. Quick Start Guide Promoters and Presenters

Delivery Options (3)

1. Learning & Development Solutions
2. Delivering Learning Development
3. Guide to delivering Solomon material

Delivery Techniques (2)

1. Using Video as a Learning Method
2. Using webinars to enhance Masonic learning

Tips for Presenters and Facilitators (5)

1. Failing to plan is planning to fail I
2. How to run a Lodge of Instruction
3. Session Plan
4. Failing to plan is planning to fail II
5. Feedback and The Reflective-Practitioner

Module 2. About Freemasonry

Nuggets (3)

1. What is Freemasonry - An examination of "a peculiar system of morality, veiled in allegory and illustrated by symbols"
2. The Forget-Me-Not - The story behind the lapel pin worn by many masons
3. Origin of our Three Degree Structure - How early organisations influenced and shaped our system

Papers (3)

1. Frequently Asked Questions - Answers to a range of questions about Freemasonry
2. Improving the Delivery and Understanding of Ritual - An argument for modernisation
3. A Mason Believes - Our belief and moral principles

Quizzes (1)

1. A quiz on Masonic topics intended for Masonic audiences including several degrees

Module 3. First Degree

Nuggets (74)

1. A Preamble for the Initiate - Prior to Initiation
2. Our Journey Begins - Exploring the beginning of a freemason's journey, which start with a knock on the door of the lodge
3. The wearing of gloves - Why do we wear white gloves
4. Firing - An explanation of the custom of 'firing' toasts at festive boards
5. The Deacons' Wands - An examination of the possible origins of the deacons' wands
6. 'A peculiar system of morality veiled in allegory' - An explanation which explores and explains both 'peculiar' and 'allegory'
7. The origins of 'Cowan' and 'Hele' - An explanation returning to their original time and context to explain their meaning
8. Degree Ceremonies - The links between our modern Masonic degree practices and those of ancient Rome and academia
9. Origin and pronunciation of the word 'hele' - A variety of explanations for the origin and pronunciation of this ancient word
10. 'Step, Sign and Salute' - An explanation of the start of our Masonic journey
11. Being 'Restored to Light' - An explanation of this phrase as used in the first degree ceremony

12. The Entered Apprentice Apron - Including a look at the wider historical significance of the wearing of Masonic aprons
13. The Mysteries and Privileges of Freemasonry - Making sense of this phrase in the modern world
14. Boaz - The first degree biblical character and his symbolic Masonic association
15. Brotherly Love, Relief and Truth - The three grand principles explored
16. Faith, Hope and Charity - The three principal staves of Jacob's ladder
17. The Preparation of an Initiate - An explanation of its meaning
18. 'Fit and Proper' - A discussion in terms of both operative and speculative masonry
19. 'To be restored to light' - Its symbolic meaning for the initiate
20. 'Just, Perfect and Regular' - An explanation as to why a lodge is so described
21. 'Intruders and Cowans' - An explanation of these terms as used in our ritual
22. 'Perfect Points' - An explanation of the original points
23. 'Perfect Points of my Entrance' - Explanation by reference to the first degree lecture
24. The Symbolism of the Trowel - The 'sharp instrument' alluded to in the first degree charge
25. The Ornaments of the Lodge - Symbolism of the mosaic pavement, the blazing star and the tessellated border

26. The 'Key' - Its symbolism as referenced in the first degree lecture
27. The four original forms of Freemasonry, linked to the four cardinal virtues.
28. The Entered Apprentice Apron - Including a look at the wider historical significance of the wearing of Masonic aprons
29. 'Virtue, Honour and Mercy' - The characteristics of a 'good freemason'
30. The Immovable Jewels - The tracing board and rough and smooth ashlar
31. The Arch Created by the Deacons - An explanation of its symbolism
32. The North-East Corner - An explanation of its symbolism
33. Across the Tracing Board - A symbolic journey for the candidate
34. Acting on the Square - 'Honesty and fair dealing', brought into the 21st century
35. Bread, Golf and Parenting - Its lessons for freemasonry in the 21st century
36. A Tale from India - As masons we have to accept individuals for what they are
37. The Deacons' Wands - An examination of the possible origins of the deacons' wands
38. The Two Horses - A homily to freemasonry
39. The 'Rough and Perfect Ashlars' - Their tradition and symbolism
40. The 'Lewis' - A description and explanation of its symbolism
41. 'Firing' - Explored through its military and civil usage

42. The Deacons and their 'Wands' - Their origin following the Union of 1813
43. The Tracing Board - A journey through its origins
44. The 'Symbolic Penalties' - Their origins and inherent symbolism
45. The Four Tassels - Origin, symbolism and their association with 'operative masonry'
46. The Inner Guard - Origins, symbolism and responsibilities
47. The 'Broken Column' - Its significance and symbolism regarding a life cut short
48. The Bible by Degree - Biblical passages suitable for each degree
49. A Pre-Initiation Chat - A preamble for a candidate prior to his initiation
50. 'Every Brother has had his Just Due' - An explanation and its roots in operative masonry
51. 'So Mote it Be' - An explanation of its origin and the appropriateness of its use
52. Three Great Lights - The volume of the sacred law, square and compasses
53. Jacob's Ladder - The symbolism as seen in the First-Degree Tracing Board
54. The Foundation Stone - An exploration of the link between foundation stones and the North-East corner
55. The Mosaic Pavement - The duality symbolised by black and white
56. The Globes - The symbolism of the terrestrial and celestial
57. Properly Prepared - The origins of the correct dress for each degree

58. The North-East Corner -Significance to masons and to society in general
59. Free and Accepted Masons - Various possible origins of the terms
60. The Chequered Floor - The symbolism associated with the black and white pavement
61. The Tessellated Border - Its origins and the associated tassels
62. The Rough and Perfect Ashlars - Their origin and symbolism
63. The Trowel - Its adoption and symbolism of care for the brethren
64. Gloves in Freemasonry - Their origin, symbolism and usage
65. The Closing Ode Explored - Thinking about its meaning
66. Masonic Fire - A brief explanation of the tradition
67. Calling On and Off - As allied to the raising and lowering of the wardens' columns
68. The Initiate's Chain - Signification of the ties which bind the brethren together
69. Mentor's Address to a New Initiate - Explanation and welcome to the lodge
70. Welcome to the Initiate - A short address to a new member following his initiation
71. Landmarks of Freemasonry - A discussion on what they are
72. Degree Ceremonies - The links between our modern Masonic degree practices and those of ancient Rome and academia
73. Rudyard Kipling's 'The Palace' - A poem
74. Enjoy our Freemasonry - An exhortation to have fun, be happy and communicate happiness

Papers (26)

1. The Beginning of a Freemason's Journey - Starting with a knock on the door of the lodge
2. The Masonic Apron - Its origin and association with Chivalric Orders
3. Jacob's Ladder - Symbolism in freemasonry associated with the biblical story
4. Foundation stones, the North-East Corner and the First-Degree - Their long association
5. The First Degree – A handout for candidates, prior to initiation
6. Operative Masons Pt.1 - Origins and connections with operative masonry
7. Operative Masons Pt.2 - The categories of operative stonemasons and the use of masons' marks
8. The First-Degree - Its origins and the purpose and symbolism
9. Properly Prepared - Origin and meaning behind the six necessary steps
10. The Tracing Board - Its origin and the use of pictures to communicate ideas and meaning
11. The Tyler - Everything you would want to know about this office
12. Around the Lodge Room - A journey explaining the furniture, fittings and jewels
13. A Commentary on the First-Degree Initiation Ceremony
14. Building the Temple Within Oneself - Symbolic progression, to reach the inner-self

15. The Symbolism of the Trowel - The 'sharp instrument' alluded to in the first degree charge
16. Preparing the Initiate - The reasons behind this mode of preparation are explained
17. First Degree - Q & A on the ceremony of initiation
18. Experiencing Ritual - An explanation of the enlightening experience
19. Care for the Brethren - The Trowel Jewel of the Charity Steward
20. Primacy of the East - A special place in Freemasonry
21. Initiates Preparation - reason behind it
22. The Temple - illustrated through writings and poetry
23. Free and of Mature Age - First step in Masonic journey
24. First Grand Principle - Brotherly Love
25. Pillar of Beauty - The Corinthian Order
26. History of Tracing Boards - Evolution of the Modern-day Tracing Board

Presentations and Talks (14)

1. Ceremony of Initiation – An Explanation
2. The Charge after Initiation - A commentary on the 1st degree charge
3. Charge to the Initiate Explained - A detailed explanation of the language of Freemasonry
4. Initiation – Once done, cannot be undone
5. An Explanation of the Questions Leading from the First to the Second Degree
6. The Main Features and Officers of a Lodge - Especially useful for new members

7. Journey around the Lodge Room - Exploring its form and origin
8. Free and of Mature Age - An interactive presentation and Q & A centred on the Masonic journey
9. Compass Points and the Mosaic Pavement
10. Making a Daily Advancement - Frequently asked questions & answers
11. Symbols in the First-Degree
12. Free and of Mature Age
13. The Charge to the Initiate - Explained
14. Understanding the First-Degree - An enactment and its associated explanation of the first-degree initiation ceremony

Demonstrations (12)

1. First Degree Demonstration - A worked demonstration which aims to explain some of the aspects of the first degree, especially in relation to the first degree lectures
2. Explanation of Aspects of the First Degree - An examination of the symbols displayed in the lodge, together with the preparation for initiation, the apron, and the grand principles and the grand design
3. First-Degree explained - This demonstration explains many of the key facets of the first degree, by way of a narration; acting as a commentary to run alongside the working of the degree by the officers of the lodge
4. First-Degree Commentary - This demonstration is a relaxed and folksy commentary, drawn from various sources,

especially that of The Rev'd. Neville Barker-Cryer, in a version which is 'easy listening'

5. The Ceremony of Initiation - An explanation of the ritual of the ceremony
6. First-Degree Explained - A short commentary, designed to run alongside an abbreviated first degree ceremony, by way of a demonstration
7. Commentary on the First Degree - An ongoing commentary running alongside the demonstration of a first-degree ceremony focusing upon the symbolic, allegorical and historical significance of the ritual
8. Talking Heads - This presentation is intended to introduce the Royal Arch to the Master Mason, and to encourage and stimulate the interest of those already in this Order
9. An Ongoing Commentary on the First Degree Ceremony
10. Door-Keepers - The duties and origins of the Tyler and the Inner Guard
11. The First-Degree Tracing Board in Plain English
12. Understanding the First Degree

Quizzes (1)

1. Masonic Question and Answer

Module 4. Second Degree

Nuggets (19)

1. Heart, Hand and Badge - A short explanation of the origin and form of this salutation
2. The Two Pillars - A retrospect of 18th century freemasonry
3. The Two Pillars - An explanation of their placement and their association with the wardens
4. The Duality of the Pillars - An exploration of the porch-way at King Solomon's Temple
5. Shibboleth - Its derivation and use as a password
6. The Winding Staircase - Its symbolism and connection with the seven liberal arts and sciences
7. The Winding Staircase - The allegory is introduced and explored
8. The Five Steps in the Second-Degree - Their association with the five noble orders of architecture
9. The Five Noble Orders of Architecture - As described in the lectures are explored
10. The Liberal Arts and Sciences - Taken back to their roots, so as to regain their original meaning
11. 'All the Brethren have had their Due' - And why they did so, 'without scruple or diffidence'
12. The Seven Liberal arts and Sciences - A journey which completed the worldly man
13. 'Without Scruple and Without Diffidence' - The unpacking and exploration of this second degree phrase

14. 'An Ear of Corn Near a Fall of Water' – explained as an allegory of a seed
15. The Second Degree Tracing Board - Some thoughts on its allegories for a newly passed brother
16. Jachin the Man and Jachin the Pillar - Their difference and association with King Solomon's Temple
17. Tripod Cramp - its association with a Lewis
18. Without scruple or diffidence - what it means
19. Allegories of the Second-Degree Tracing Board

Papers (10)

1. The hidden mysteries of the Second Degree - An explanation of today's meaning of the 200 year-old rituals and symbols
2. The Rough and Perfect Ashlars - Their symbolism as applied to both a Mason and to a Lodge
3. 'Nature and Science' - Look to the Renaissance for their meaning
4. The Middle Chamber - The 'parable of the talents' is a key to the lesson of the second degree
5. The Second Degree Tracing Board - An explanation in plain English
6. 'Extend Your Researches' - Prepare yourself further for what is yet to come
7. The Second-Degree can make you think - Stimulation for the mind
8. Exploration of the Symbolism of the Second Degree
9. The Journey Progresses
10. Exploration of the Second-Degree

Presentations (3)

1. Second Degree Commentary - The points of interest in the ceremony of being passed
2. A Commentary on the Second Degree Ceremony - This presentation resembles an enactment and involves lodge members
3. Explanation of the Second Degree - An in depth look at the history, symbolism, language and meaning

Demonstrations (6)

1. Second-Degree Explained - This demonstration explains many of the key facets of the Degree
2. Second-Degree Explained - A short commentary, designed to run alongside an abbreviated second degree ceremony
3. Two Allegories from the Second Degree - the pillars and the winding staircase
4. Second Degree Commentary (Humber Ritual)
5. Second-Degree Commentary
6. Second-Degree Explained

Module 5. Third Degree

Nuggets (17)

1. Acacia - Its significance in the Third Degree.
2. Tubal Cain - An exploration of the antecedents

Provincial Grand Lodge of West Lancashire

Furthering Your Masonic Education Through Mentoring

Guide to Solomon "Share & Encourage" Modules

3. 'Darkness Visible' - An explanation and exploration of this phrase
4. 'An Angle of 90 Degrees or the Fourth Part of a Circle' - An exploration of the deeper meaning in this phrase
5. The 'Tripod and the Cramp' - An explanation of the workings and symbolism and association with a Lewis
6. The 'Tomb of Transgression' - Explanation and inner meaning
7. 'The Summit of His Profession' - A meaningful exploration of this term from the 1st lecture and linked to third degree
8. The Story of Two Pillars - As set within Solomon's temple.
9. The Holy Royal Arch - Why you might consider becoming a companion.
10. Tubal Cain - The man and the myth
11. 'Whence Come You?' - An exploration of the phrase
12. The 'Five Points of Fellowship' - An exploration and possible origins
13. The 'Skirret' - Its origins, usage, and symbolism
14. The 'Point Within a Circle' - Through the 'dark ages' into operative, then speculative masonry
15. The Master Mason's Apron - Symbolism including the colours, ribbons, tassels, and rosettes
16. 'Knowledge of Yourself' - To pass through the darkness visible towards the ineffable and inestimable beyond
17. Point within the Circle

Papers (16)

1. Ecclesiastes - Its meaning as used in the third-degree.
2. The Penalties - Their symbolism in each degree.
3. Hiram Abiff - His place in the third degree
4. The Cable - Its use and origin, including the third degree
5. A Journey Through the Three Degrees - A recapitulation and explanation
6. The Grand Lodge Certificate - The origins, purpose and development
7. The Cable-Tow - An understanding of the use and meaning, both materially and morally
8. The Three Degrees - A journey From 'helpless indigence' to 'holy confidence'
9. Our Obligations - An exploration of the ties that bind
10. The Light from Above – As explored through the third degree
11. The Master - A deeper exploration and its associated symbolism
12. What is a Skirret - The most central and important of the working tools of the Operative Masons
13. The Genuine Secrets - An exploration of the search for self
14. Why we First Travel East then West - The search for enlightenment and self-knowledge through an inner journey
15. 'With the Centre' - An exploration of 'a point from which a Master Mason cannot err'
16. Tracing Boards - Origins and Contents

Presentations (3)

1. Living Symbols of Freemasonry - An explanation of the symbols associated with our Masonic journey
2. The Grand Lodge Certificate - The features of the certificate explained
3. Solomon's Temple - A light-hearted presentation on the building of the first temple

Demonstrations (5)

1. Third Degree Explained - A commentary, designed to run alongside an abbreviated third degree ceremony, by way of a demonstration
2. Third Degree Commentary - An ongoing commentary running alongside the demonstration of a third degree ceremony focusing upon the symbolic, allegorical and historical significance of the ritual
3. The Walking Charge - A short demonstration, first published in the USA in the late 19th century; and which covers all three degrees
4. Working Tools - for both operative and speculative masons
5. Third Degree Commentary

Module 6. Installed Master

Nuggets (5)

1. The Trowel - a changing symbol over time
2. The Master's Gavel – a ceremonial version of a working tool
3. The Office of Master - An exploration of this office in a wider sense
4. The Master's Jewel - An explanation as to why the square is a fitting emblem
5. The Past Master's Jewel - An exploration, part historical and part philosophical

Papers (1)

1. Appointing Officers - As per the Book of Constitutions

Module 7. Royal Arch

Nuggets (37)

1. Zerubabbel - His significance in the Royal Arch degree
2. The Four Principal Banners - An explanation
3. The Great and Lesser Sanhedrin - An exploration of the origins, functions, and practices
4. Scribes Ezra and Nehemiah - Biographies with references to their 'books'
5. The Tau and Triple Tau - An exploration of the origins, associations and misconceptions
6. Left Hand Rather than Right - The origin behind this usage

Provincial Grand Lodge of West Lancashire

Furthering Your Masonic Education Through Mentoring

Guide to Solomon "Share & Encourage" Modules

7. An Explanation for a New Companion - Chapter roles, layout and Royal Arch progression from Craft
8. The word 'Tau' - Its derivation and meaning
9. The 'Double-Cube' - A description which resolves the confusion between pedestal and altar
10. Pedestal and Altar
11. A 'Companion' - A short explanation of the origin of the word
12. The 'Grand Originals' - A commemoration, discussing the way they link the past with the present and shape our future
13. The Three Sojourners - Why they considered 'any position' was 'an honour conferred'
14. The Julian Legend and the Sojourners- The possible source of the story of the Sojourners in the Holy Royal Arch
15. The Ark of the Covenant - What happened to it?
16. Jehoiachin - An introduction to this character
17. Cyrus - Why he facilitated the return of the Jews from their Babylonish captivity
18. Darius - The puzzle he set for his bodyguards
19. Haggai - A short biography
20. Joshua - A short biography
21. Nehemiah - A short biography of the scribe
22. Ezra - A short biography of the scribe
23. The Sojourners' Story - An explanation of why they were content to carry out humble work
24. Colours - Their origin as used in the Holy Royal Arch
25. Completing the Craft – An introduction to twelve short talks for Craft lodges regarding Royal Arch Chapters

26. Completing the Craft Talk One – Allegory and ritual
27. Completing the Craft Talk Two – Not about Politics
28. Completing the Craft Talk Three – The Cable Tow
29. Completing the Craft Talk Four – Kneeling
30. Completing the Craft Talk Five –Membership and passing the chair
31. Completing the Craft Talk Six – Change for the better
32. Completing the Craft Talk Seven – Egypt and the Royal Arch
33. Completing the Craft Talk Eight – Telling stories
34. Completing the Craft Talk Nine –Four banners
35. Completing the Craft Talk Ten - Wine, women and king
36. Completing the Craft Talk Eleven - Chapter key
37. What makes life worthwhile – Relationships?

Papers (17)

1. A Historical Perspective upon the HRA - How the fourth-degree became the Order of Holy Royal Arch
2. Origin and Development of the Holy Royal Arch
3. ‘Great Sanhedrin’ or ‘Grand Sanhedrin’? - What should ritual refer to
4. The Siege of Jerusalem and the Destruction of King Solomon’s Temple
5. Royal Arch Regalia - History and symbolism the apron, sash and jewel
6. The Formation of the Supreme Grand Chapter
7. Is the Holy Royal Arch Degree is a Degree or an Order - A continuing discussion
8. The Great and Lesser Sanhedrin - Exploration of the origins, functions, and practices

9. Early Royal Arch Ritual - A description of 18th century workings
10. The Place of The Royal Arch in English Masonry
11. The Royal Arch Ceremony - A morality play
12. Royal Arch - Biblical history
13. Origins of the Royal Arch - From its the early days and the joining together of two legends
14. Scribes Ezra and Nehemiah - Their Biographies
15. The Royal Arch Ceremony and Certificate - An explanatory overview
16. Chapter Furnishings - An explanation of eighteen items
17. The Ceremony of Exaltation - A commentary

Presentations (14)

1. The Three Grand Originals - The background to King Solomon, King Hiram of Tyre and Hiram Abiff
2. The Story of Scribes Ezra and Nehemiah - much of which is told in their own words, by their Chapter counterparts
3. An Explanation of the Historical Lecture used in the Holy Royal Arch
4. An Interactive Presentation of the Five Principal Banners of the Royal Arch
5. The Building of Solomon's Temple - A light-hearted presentation of the building of the first temple
6. The Domastic Lecture - An exploration of the Chapter story, which includes biographies of the five key characters
7. The Origins Of The Royal Arch -An examination of various theories
8. The Banners and Ensigns of the Holy Royal Arch - Their links between the symbolism inherent religions

9. The Sojourners' Story - Their return and miraculous find; told from their own perspective
10. The Royal Arch Apron - An examination of the development of the craft Masonic apron and the subsequent Royal Arch apron
11. A Moment to Remember - A presentation centred around the moment when a candidate is 'restored to light'
12. Chapter Ensigns and Banners - A description of the ensigns and banners displayed in the Royal Arch Chapter room
13. Chapter Jewels - Description and explanation of each chapter officer's collar jewel
14. Two Scribes - Ezra and Nehemiah - From Biblical to modern times

Demonstrations (8)

1. Commentary on the Ceremony of Exaltation - As used in the Petersfield Chapter No. 928
2. Exaltation Ceremony in Catechism Form - With contributions from the Three Principals and other Companions
3. Exaltation Ceremony Explained - A commentary which runs alongside the ceremony
4. In Camera - This presentation will explain something of the history and symbolism of the Royal Arch
5. Royal Arch Principals and Scribes - A demonstration by catechism
6. Sanhedrin, Why not more than 72? - An interactive presentation giving the history behind the Sanhedrin

7. Officers, Banners and Implements - Royal Arch Explored through its characters, banners and implements
8. Commentary on the Holy Royal Arch Ceremony - Key points of interest

Quizzes (4)

1. Royal Arch Chapter Quiz
2. A quiz on aspects of Royal Arch ritual. There are 20 questions plus a tie-break question. It can be shortened to a 10-question quiz. plus, a debrief as required. It also comes with an answer sheet to facilitate individual and group answers. .
3. Royal Arch Quiz - Answer Sheet
4. Answer sheet for the quiz on aspects of Royal Arch ritual.

Module 8. Masonic History

Nuggets (11)

1. Provinces - Their origins, structure and relationship with the United Grand Lodge of England
2. Masonic Fire - Its origins and practice
3. Music in our Lodges - From early to modern times
4. The Red Apron - The origin, function and development of the Grand Stewards Lodge
5. The 'Lodge Board' - An examination of its origins and development

6. The Triangle - A form replicated by the way in which the Master and Wardens sit
7. Anno Lucis - a brief explanation of the origins of Masonic Time
8. The Arms of the United Grand Lodge of England - The components and their origins
9. Our ritual - The evidence surrounding its origins
10. The Trowel - A changing symbol over time
11. The Mosaic Pavement - Its symbols and meaning

Papers (15)

1. Origins and Development of Masonic Ritual
2. The Origins of The Lodge - Includes a description of its key officers
3. History of Freemasonry - An investigation from its operative beginnings to the 18th century
4. The formation of eight 'Grand Lodges' - An investigation
5. The Installation Ceremony - A background and history of events
6. John Theophilus Desaguliers - A short biography
7. Freemasonry - A brief history
8. Authors of our Ritual - An attempt to trace the original creators
9. Links between Freemasonry and Sport
10. The Premier and Antients' Grand Lodges and their Unification in 1813
11. Robert Burns - His career and poetry
12. 'Rabbie Burns' - The life, loves, poems and Masonic history

Provincial Grand Lodge of West Lancashire

Furthering Your Masonic Education Through Mentoring

Guide to Solomon "Share & Encourage" Modules

13. King Solomon's Temple - The building and features based upon biblical sources
14. The Term 'Free' - An examination of the various uses of the term
15. The Geneva Bible - It had a great impact upon 17th and 18th century Freemasonry

Presentations (5)

1. Jewels of the Lodge - The background, origin, role and symbolic significance of the Jewels of the lodge
2. What did the Antients do for us? - A presentation to interest those who enjoy the historical significance of early Masonic History
3. Journey in Stone - This presentation considers all the tools which are symbolically and allegorically used in Freemasonry
4. What happened to the Trowel? - The story of the trowel's changing usage in freemasonry
5. Aspects of Freedom

Demonstrations (2)

1. The Working Tools - An exploration of the background, origin, role and symbolic significance of the working tools
2. Early Masonic catechism

Module 9. Lodge Matters

Nuggets (8)

1. A 'Regular Lodge' - 'Duly constituted', 'regularly assembled' and & 'properly dedicated'.
2. The Director of Ceremonies - A homily on the role
3. Charitable Giving – An explanation of the rules around the giving of Alms
4. An 'Honorary Member' - The pros and cons associated with making a member honorary
5. The Limits upon the Master's Power - The need for consensus
6. The Toast to 'Absent Brethren' - Its timing and content
7. Masonic Dress - Some sartorial advice
8. Poem - A short poem with which to close the lodge

Papers (6)

1. A Tutorial for the Master and his Officers - Providing advice and guidance
2. Reintroducing Learning and Development into Lodge Life - The rationale
3. Delivery of Toasts at the Festive Board - Masonic 'Fire' and general decorum
4. The Numbering of Lodges - From the Antient and Moderns to the present day
5. Masonic Aprons - A history from its operative beginnings to the present time
6. Learning Masonic Ritual - A guide to assist the newly raised master mason

Provincial Grand Lodge of West Lancashire

Furthering Your Masonic Education Through Mentoring

Guide to Solomon "Share & Encourage" Modules

solomon.ugle.org.uk

solomon

Solomon
Fostering Curiosity - Developing Understanding

Your Journey of Masonic Learning and Development
For members of the United Grand Lodge of England

Search

Stewart Crange

I want to...

Seek & Learn

Share & Encourage

Support & Promote

Stewart Crange
Provincial Grand Mentor
07955 603492
mentor@provinceofwestlancs.org



West Lancashire Freemasons
PROVINCIAL GRAND LODGE OF WEST LANCASHIRE

“Furthering your Masonic education through mentoring”