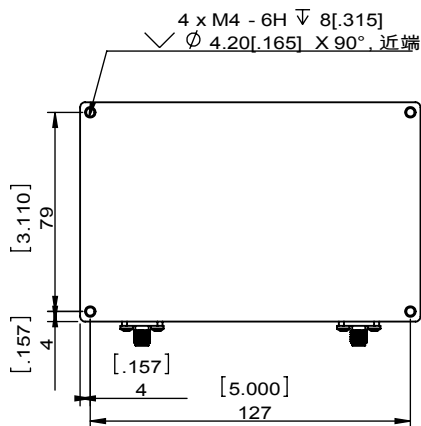
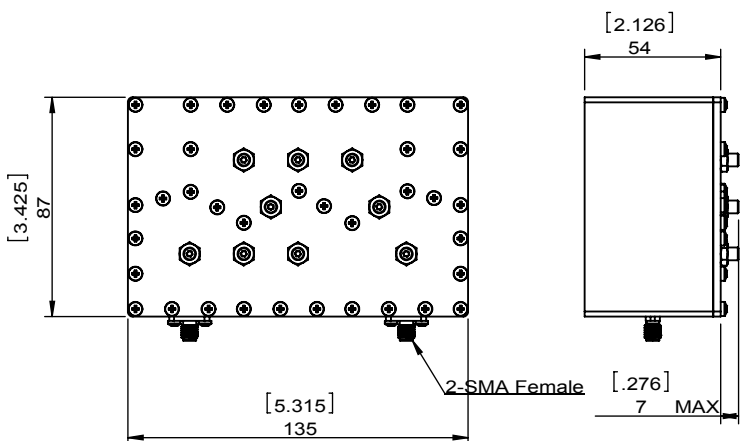
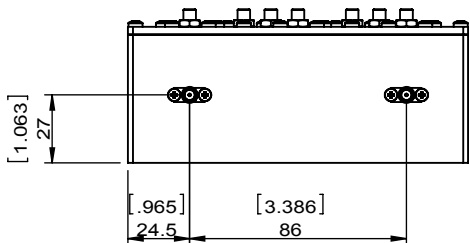
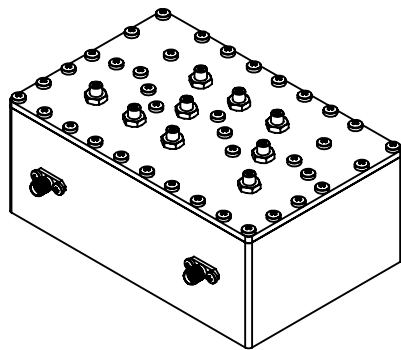


1		2		3		4		5		6	
Document No.	QR4-700-T-003	REV.	A/0	REV.	DESCRIPTION	REVISOR	DATE	APPROVED			
		0		ZQ.Hou	11.05.2014	David					



ITEM	SPECIFICATION
Frequency (MHz)	390~400
Insertion Loss(dB)	1.0 Max
Ripple(dB)	0.5 Max
Reject(dBc)	50 Min @ 0-380Mhz 50 Min @ 410Mhz and fowerd
Return Loss(dB)	14Min
Impedance(Ω)	50
Input/Output Power(W)	2 Min CW
Temperature(°C)	-10~+70
Connector	SMA FEMALE
Notes	1) Mechanical adapter with holes that match for screw pass At diameter 4-40



This document is the property of JQL Electronic Inc. It cannot be copied, duplicated, used for manufacturing purposes or communicated to third party as a whole or partly, without the written consent of JQL Electronic Inc.

JQL JQL Electronic Inc				
MATERIAL:		DWG NO: JFCB0390T0400SF		
SURFACE TREATMENT: PAINTED BLACK		DWG BY:	ZQ.Hou	11.05.2014
DESCRIPTION: FILTER		CHK'D BY:		SCALE
		APPV'D BY:		1:3
Unit: mm[inch]		Tolerance: Liner: ±0.25 Anguar: ±0.5°	The First:	A4