

S O P U R E[®]

BEVERAGE TECHNOLOGY

PLATINUM ONYX



Place your cup
and select a drink

25-04-2016 14:10

- | | | | |
|-----------------|---|---|-------------|
| Black coffee | ○ | ○ | Chocolate |
| Espresso | ○ | ○ | Creamy choc |
| Cappuccino | ○ | ○ | Espresschoc |
| Café latte | ○ | ○ | Mocha |
| Latte macchiato | ○ | ○ | Hot water |

SO PURE PLATINUM ONYX

Enriched in layers of style, shape and form, with an aura of aroma. The Onyx embraces the aroma of freshly ground beans within an metallic lustre case and polished chrome, featuring a TFT display and touch sensitive selection.

High quality Swiss brew system










Crystal clear TFT display

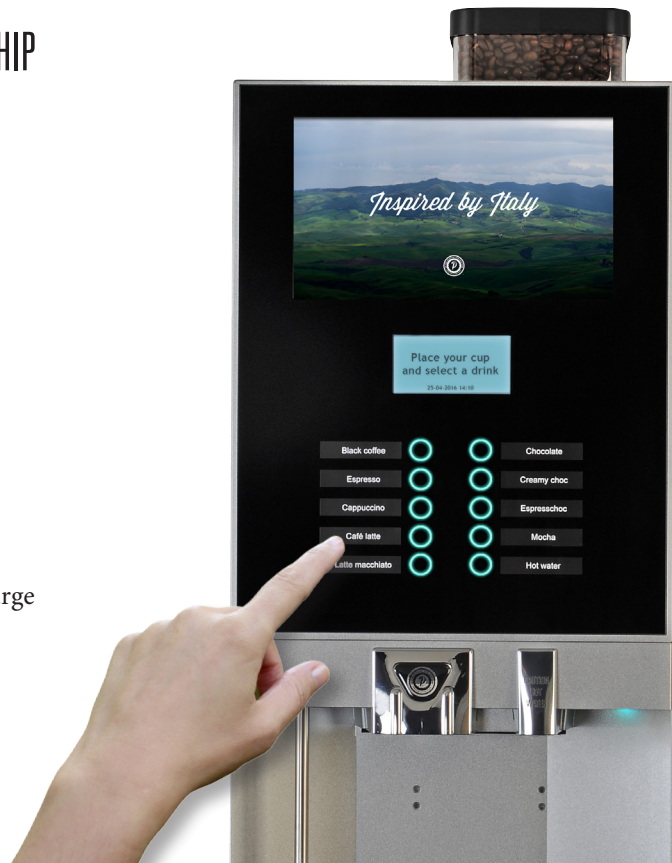
Superior coffee quality

High quality pump and grinder

Particularly suitable for office coffee service, hotel, reception, board rooms and executive suites

BEAUTIFUL DESIGN AND SUPERIOR CRAFTSMANSHIP

-  Full glass door
-  Larger TFT display for customer information
-  Multi colour LED lighting
-  Larger branding area
-  Customisable menu buttons
-  Rotatable cup stand for jugs
-  In height adjustable cup stand for medium and large
-  Capacitive touch selection
-  Branding on chrome dispense cover



MODEL

SO PURE PLATINUM ONYX

Beans: 1 x 3,2 liter ≈ 1.100 gram

Topping: 1 x 2,3 liter ≈ 1.250 gram

Chocolate: 1 x 2,3 liter ≈ 1.500 gram

FEATURES

Swiss made brew system (preheated)

High quality pump and grinder

Drink settings adjustable to needs

Separate hot water dispensing point

Jug facility

Cup sensor

9 or 18 drink selections (using shift button)

Small foot print

Energy saving setting

Easy in use and maintenance

Fully automatic cleaning program

Illuminated branding led panel (low energy use)

Dispense counting (total and daily nr. of drinks)

Fully automatic cleaning program

High quality stainless steel or black painted sheet metal

Americano valve

OPTIONS/ACCESSORIES

Digital USB photo frame

High quality stainless steel or black painted sheet metal

Stand alone water supply

Several payment systems

Adapter for 3 kg bean canister

Several base cabinets (with / without cold water option)

Waste guide set

Hygiene kit for ingredients/water contact parts

Maintenance (cleaning) kit

Key switch for free dispensing

CUSTOMER BRANDING ON REQUEST

****Etched facia option**

**subject to minimum order requirements

TECHNICAL SPECIFICATIONS

Capacity p/hour:	100 cups (120 ml)
Dispensing speed:	App. 35 sec (120 ml)
Dimensions:(with*/without** bean canister)	H x W x D: 885* / 710** x 320 x 580mm
Maximum cup height:	Variable
Power rating:	ac 1N 230V, 50 Hz, 3000 W
Water connection:	3/4" BSP
Weight (empty):	42 kg

*Height depending on adjustable feet



BEVERAGE CHOICE OPTIONS

Café crème	•
Espresso	•
Double espresso	+
Cappuccino	•
Café au lait	•
Latte macchiato	•
Expresschoc	+
Hot chocolate	•
Creamy choc	•
Decaffeinated	+
Hot water	•
Instant Coffee	+
Jug function	+
Shift (2x)	+

• Standard

+ Optional


S O P U R E[®]

BEVERAGE TECHNOLOGY



From design through to manufacture we are committed to creating the perfect product for your business, and when coffee is your business you shouldn't settle for anything less than pure brewing perfection. Which is why we think there is only So Pure.

WWW.SO-PURECOFFEE.CO.UK



Unit 30, Calibre Ind. Park Laches close, Off Enterprise Drive, Four Ashes, Wolverhampton, WV10 7DZ
Phone: +44 (0)1902 - 79 86 06 sales@so-purecoffee.co.uk