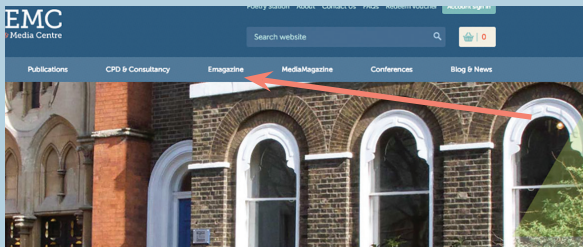


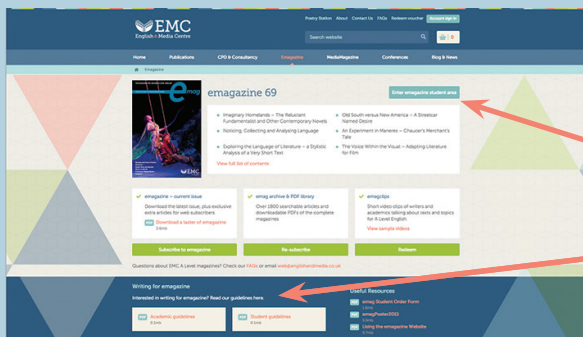
Getting the most from the emagazine website

Here's how to access the subscription section + advice on how to search



Go to the English & Media Centre website www.englishandmedia.co.uk

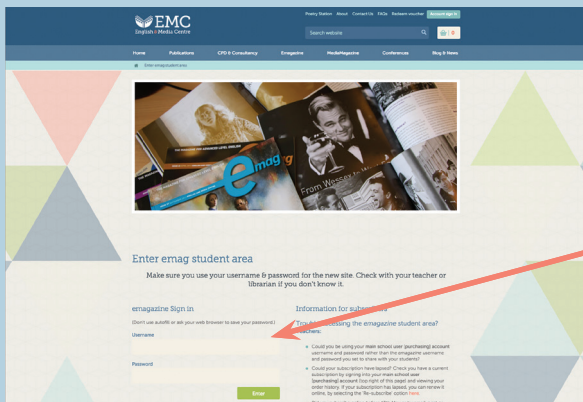
Click on *emagazine*



You will be taken to the *emagazine* home page. This is a page anyone can access, even if they don't have a subscription to the magazine.

Click on 'Enter student subscription area' to login.

(On this page you can download advice on searching, as well as guidelines on writing for the magazine.)



You'll be taken to the *emagazine* login area.

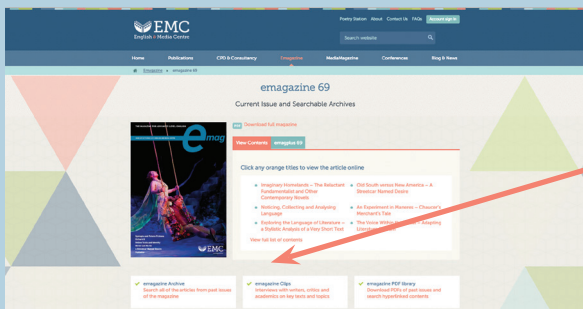
You can reach this page directly at <https://www.englishandmedia.co.uk/media-magazine/>

You might want to bookmark this page.

Enter the *emagazine* username and password set up for you by your librarian/teacher.

Username:

Password:



You are now in the subscription area. All the links in the contents list are clickable to the articles and you can download the most recent issue as a PDF.

The links on this page will take you to the different areas of the subscription site.

Advice on Searching

- Narrow the search by putting in more than one word, to help you to get exactly what you're looking for, e.g. 'Williams Streetcar dialogue' will avoid you getting everything that mentions Tennessee Williams.
- Use the filters to narrow your search further. 'William Blake' brings up 29 results. Ticking the 'Contexts and Criticism' filter brings up 9 results which are much more targeted.
- Try different approaches and alternative search terms e.g. 'CLA', 'language acquisition' and 'Child Language Acquisition' give slightly different results, depending on what exact terms the writers have used in their articles.
- If you're looking for a particular article, use the writer's name, or something from the title to help you get straight to it.
- If you know which issue the article was published in, go to the PDF library, find the issue and click the hyperlink in the contents.

