

**METAL LATH & ACCESSORIES** FOR STUCCO & STONE



**STRONGER  
THAN STEEL.<sup>SM</sup>**

METAL LATH • WEEP AND SILL SCREEDS • VINYL ACCESSORIES  
CORNER AND CASING BEADS • CONTROL AND EXPANSION JOINTS

A close-up photograph of a construction worker's hand using a trowel to apply a thick layer of stucco over a metal lath mesh. The mesh is a diamond-shaped grid, and the stucco is being smoothed over it. The background is a dark, textured surface, possibly another part of the wall or a different material.

THE INDUSTRY'S MOST  
**COMPLETE**  
PRODUCT LINEUP.  
AIMED AT CHANGING THE  
BUILDING LANDSCAPE.


**METAL LATH & ACCESSORIES FOR STUCCO & STONE**

Need help with product selection, ordering, scheduling, delivery, or anything else?  
Call us at 800-543-7140, or on the West Coast 800-365-5284.

Need Product Submittals? Use SubmittalPro® at [clarkdietrich.com](http://clarkdietrich.com).

## Table of Contents

|                              |       |
|------------------------------|-------|
| Metal Lath and Accessories   |       |
| Metal Lath                   | 4-6   |
| Corner and Casing Beads      | 7-10  |
| Control and Expansion Joints | 11-13 |
| Weep and Sill Screeds        | 14-15 |
| Overview and General Notes   | 16    |
| Application Standards        | 17    |
| Trademarks and Warranty      | 18    |
| Code Approvals               | 19    |



### **Metal lath and accessories for stucco and stone.**

ClarkDietrich offers a wide variety of lath and accessories for the stucco and stone industry. Our comprehensive product line includes lath products, as well as steel, zinc and vinyl accessory products to fit any application you may have. We know that having the right products, at the right time, and at the right price is absolutely essential to getting the job done right.

The list of our lathing products goes on, but there is much more to us than that. We refer to ourselves as ClarkDietrich for a reason. When you specify or choose our product line, you get fully tested, precision formed products every time. We offer unmatched service through numerous plants with nationwide product availability.

Regardless of your projects size or complexity, ClarkDietrich has the resources to help you achieve your vision. And this comprehensive lath and accessories catalog is a great start. Our product line is as strong as the company that stands behind it. You can count on the expertise, service and full support of ClarkDietrich now, and far into the future.

## METAL LATH AND ACCESSORIES

### Durable beauty starts beneath the surface.

Whether using conventional plaster or thin stone, having the right lath, trims, control joints and corner reinforcements is an integral part of the wall system's appearance and long-term performance. ClarkDietrich's history in the manufacturing of metal lath and accessories gives us unique knowledge of this trade and the product quality it requires.


Metal lath and accessories create a strong mechanical bond with plaster, stucco and stone, providing superior strength and reinforcement. Expanded mesh and rigid pronounced edges provide excellent keying and exacting grounds for superior bonding and finishing to minimize cracks and shadowing. Products can be readily shaped to enable ornamental contours not possible with other materials.

Applications for lathing include interior and exterior walls and ceilings, tile reinforced underlayment and spray-applied fireproofing for both commercial and residential construction.

#### Features:

- Flat, self-furred and paper-backed diamond mesh, as well as high-rib laths. Structa Wire distributed in the Eastern U.S.
- Some Diamond Mesh Laths available in G-90 coating and stainless steel
- Wide selection of beads, screeds, joints and trim, in metal zinc and vinyl
- Fire resistance designs up to four hours for partitions, ceilings and columns
- Strength, flexibility, and impact resistance

## DIAMOND MESH FLAT LATH (F)



ClarkDietrich diamond mesh lath is used as a substrate for Portland cement or gypsum plaster on either interior or exterior walls, ceilings, soffit and fascia surfaces, and can be used under ceramic tile in wall, ceiling and floor applications. It's useful in all general-purpose applications and is the best lath available for ornamental work and contoured surfaces, as well as a spray-applied fireproofing.

| Product code | Weight<br>(lbs/yard <sup>2</sup> ) | Size          |                | Pcs./Bundle | Bundle/Skid |
|--------------|------------------------------------|---------------|----------------|-------------|-------------|
|              |                                    | Width<br>(in) | Length<br>(in) |             |             |
| LAM<br>(O)   | 1.75                               | 27            | 97             | 10          | 25          |
|              | *2.5*                              |               |                |             |             |
|              | *3.4*                              |               |                |             |             |


O = Paper is offset min 2" on one long edge and end to ensure proper lath-to-lath laps and a minimum 1" paper overhang on the opposing short edge. See page 17 for installation information.

\*Also available in Grade D APB - 60-minute paper.

\*2.5# and 3.4# available in G-90 coating. Special order and lead time.

Manufactured to ASTM C847.

## SELF-FURRED DIMPLED LATH (SFD)



ClarkDietrich self-furring dimpled lath is manufactured with approximately 1/4" deep dimples that raise diamond mesh away from solid surfaces to enable thorough plaster or stucco penetration into and behind the lath for superior mechanical bonding. The dimples are spaced every 4-6" over the rectangular sheet. This lath is ideal for manufactured stone installations, per ASTM C1780 or typical plaster per ASTM C1063.

| Product code | Weight<br>(lbs/yard <sup>2</sup> ) | Size          |                | Pcs./Bundle | Bundle/Skid |
|--------------|------------------------------------|---------------|----------------|-------------|-------------|
|              |                                    | Width<br>(in) | Length<br>(in) |             |             |
| LAD<br>(O)   | 1.75                               | 27            | 97             | 10          | 25          |
|              | *2.5                               |               |                |             |             |
|              | *3.4                               |               |                |             |             |

O = Paper is offset min 2" on one long edge and end to ensure proper lath-to-lath laps and a minimum 1" paper overhang on the opposing short edge. See page 17 for installation information.

\*Also available in Grade D APB - 60-minute paper.

\*2.5# and 3.4# available in G-90 coating. Special order and lead time.

## SELF-FURRED V-GROOVE LATH (SFV)



Self-furring v-groove mesh lath is manufactured with five, approximately 1/4" deep embossed "V" ribs, spaced 6" o.c. along the length of the sheet. The Vs allow thorough penetration into and behind the lath for superior mechanical bonding. Fasteners installed into the v-groove to assure adequate spacing, per ASTM C1063.

| Product code | Weight (lbs/yard <sup>2</sup> ) | Size       |             | Pcs./Bundle | Bundle/Skid |
|--------------|---------------------------------|------------|-------------|-------------|-------------|
|              |                                 | Width (in) | Length (in) |             |             |
| LAV<br>(O)   | 1.75                            | 27         | 97          | 10          | 25          |
|              | * 2.5                           |            |             |             |             |
|              | * 3.4                           |            |             |             |             |


O = Paper is offset (min) 2" on one long edge and end to ensure proper lath-to-lath laps and a minimum 1" paper overhang on the opposing short side. See page 17 for installation information.

\*Also available in Grade D APB - 60-minute paper.

\*2.5# and 3.4# available in G-90 coating. Special order and lead time.

Manufactured to ASTM C847.

## 3/8" HIGH RIB LATH (HI-RIB)



ClarkDietrich 3/8" high rib lath is the most rigid of all laths and provides the added support required when framing is more than 16" o.c. but does not exceed 24" o.c. Commonly used for soffits and ceilings under steel or wood joist construction. 3/8" V-shaped ribs run the length of the sheet at 3-7/8" intervals.

| Product code | Weight (lbs/yard <sup>2</sup> ) | Size       |             | Pcs./Bundle | Bundle/Skid |
|--------------|---------------------------------|------------|-------------|-------------|-------------|
|              |                                 | Width (in) | Length (in) |             |             |
| LAR          | 3.4                             | 27         | 97          | 10          | 50          |

## SPRAY RIB LATH (SPRAY)



A more rigid lath than diamond mesh lath. Spray rib lath is the same 3/8" rib lath except it's made with strips of 50 lb. brown kraft paper backing (between ribs), to help prevent loss of plaster over open framing or when spray-applied via the use of the plaster pump.

| Product code | Weight (lbs/yard <sup>2</sup> ) | Size       |             | Pcs./Bundle | Bundle/Skid |
|--------------|---------------------------------|------------|-------------|-------------|-------------|
|              |                                 | Width (in) | Length (in) |             |             |
| LARS         | 3.4                             | 27         | 97          | 10          | 25, 50      |

Available West Coast only.

## LathNet™



Product is similar to paper-backed lath, but combines Mortar Net's drainage plane mesh with our galvanized dimpled (SFD) metal lath, to allow unrestricted flow of moisture to the flashing, weep holes or screeds. Drainage mesh is 90% open polyester and acts as a mortar break to prevent mortar bridging. Patented LathNet is ideal for use with stucco, thin brick, stone and any type of adhered masonry projects that call for a drainage plane behind expanded metal lath.

| Product code | Dimensions                                 | Packaging         | Weight  |
|--------------|--|-------------------|---------|
| LathNet 2.5  | Drainage Mesh: 6mm* (0.25") & 10mm (0.39") | 100 sheets/pallet | 600 lbs |
| LathNet 3.4  | Drainage Mesh: 6mm* (0.25") & 10mm (0.39") | 100 sheets/pallet | 700 lbs |

Sold exclusively by Mortar Net Solutions (800) 644-6638, [www.mortarnet.com](http://www.mortarnet.com).

## WELDED WIRE LATH

by **STRUCTA WIRE CORP.**




Welded wire metal plaster base, produced according to ASTM C933 "Standard Specification for Welded Wire Lath", distributed by ClarkDietrich. Excellent for large wall areas using 1-coat & 3-coat stucco, or thin veneer stone. Recommended for sprayed insulation applications (K-13). Various styles are listed to the right in galvanized.

| Product code  | Style                        | Equal to/Used for                | Width (roll) | Length / Sq. Footage | Weight (roll) |
|---------------|------------------------------|----------------------------------|--------------|----------------------|---------------|
| Structalath 3 | No. 17 wire, 1-1/2" x 1-1/2" | 1.75# dia. / Wood Frame          | 38-3/8"      | 150 ft / 53 sq. yd   | 54 lbs        |
| Twin Trac     | No. 17 wire, 1-1/2" x 1-1/2" | 2.5# dia. / Steel Stud/Sheathing | 38-3/8"      | 150 ft / 53 sq. yd   | 60 lbs        |
| Mega Lath*    | No. 17 wire, 3/4" x 1-1/2"   | 3.4# dia. / Studs & Open Frame   | 30"          | 108 ft / 30 sq. yd   | 60 lbs        |

\*Also available in stainless steel. (For Mega Lath only.) Reduced Furr versions called SL-3-316, or TT-316, for 3/16" furr (for 1/2" stucco thickness).

Structalath 3 and Twin Trac sold 32 rolls/pallet. Mega Lath sold 48 rolls/pallet.

## SECURITY LATH



This heavy gauge lath provides enhanced protection from breach of the surface, whether ceilings or walls. Typically used for hard-coat stucco, the applications include jails, detention centers, correctional facilities, homeland security, etc. Because of the Security Lath strength and stiffness, ClarkDietrich recommends the ceiling "float", not mechanically fastened to structural framing. In all cases, consult with a qualified Professional Engineer for design criteria.

| Product code | Size  |            |               | Wt./Sq. Ft. |
|--------------|-------|------------|---------------|-------------|
|              | Gauge | Sheet size | Diamond width |             |
| CDBS-SL      | 16 ga | 27" x 97"  | Approx. 0.5"  | 0.85        |

Sold by the sheet. Contact ClarkDietrich about pricing and availability.

## STAINLESS STEEL LATH



When the project specifies superior corrosion resistance; this alloy fits the requirement. Both 2.5# & 3.4# SS304 laths are produced to the same ASTM C847 specifications in dimensions and weight as galvanized diamond lath. If this type lath is chosen & installed, be mindful of dissimilar metals and the electrolysis effect stainless can cause when in contact with galvanized, or other metals.

| Flat Style   |            |             |                 |
|--------------|------------|-------------|-----------------|
| Product code | Dimensions | Wt./Sq. Yd. | Alloy type      |
| SS205-FLAT   | 27" x 97"  | 2.5 lbs     | SS304 stainless |
| SS304-FLAT   | 27" x 97"  | 3.4 lbs     | SS304 stainless |

NOTE: Consult with a qualified engineer to assure alloy compatibility of any accessories or means of attachment.

| V-Groove Style* |            |             |                 |
|-----------------|------------|-------------|-----------------|
| Product code    | Dimensions | Wt./Sq. Yd. | Alloy type      |
| SS205-V         | 27" x 97"  | 2.5 lbs     | SS304 stainless |
| SS304-V         | 27" x 97"  | 3.4 lbs     | SS304 stainless |

NOTE: V-Grooves are 1/4" deep, spaced 6" o.c. down 97" length of sheet.


## CORNER AND CASING BEADS

### Corner and casing beads.

Plaster corner beads and casing beads are specifically designed to enable plaster to key properly, while providing protection at corners, stops and edges.

These components are available as galvanized, solid zinc alloy or vinyl (PVC). Alternate grounds are also available by special order. Contact your local ClarkDietrich representative for details.

### #1A EXPANDED FLANGE CORNER BEAD



ClarkDietrich 1A expanded flange corner bead is used to provide strong corner reinforcement for conventional plaster applications. A solid metal nose provides a straight, rigid ground for screeding, and the 2-7/8" or 3" flanges can be flexed easily over irregular, uneven surfaces. Plaster keys near the solid nose provide increased reinforcement where needed and ensure straight corners.

| Product code         | Size       |             | Pcs./Carton |
|----------------------|------------|-------------|-------------|
|                      | Width (in) | Length (ft) |             |
| CBXA<br>(galvanized) | 2-7/8      | 8, 10       | 30          |
|                      | 3          |             |             |
| CBZA*<br>(zinc)      | 2-7/8      | 10          |             |
|                      | 3          |             |             |

NOTE: Recommended for interior high-moisture exposure areas and exterior plaster applications.

### #2A Double-X™ CORNER BEAD



ClarkDietrich Double-X™ or 2A galvanized corner bead, provides additional rigidity for reinforcing plaster corners. The Double-X™ is an ideal choice for corners in high-traffic areas. Combination of expanded flanges and pronounced bead nose ensures effective corner alignment and efficient plaster keying from edge to nose.

| Product code | Size       |             | Pcs./Carton |
|--------------|------------|-------------|-------------|
|              | Width (in) | Length (ft) |             |
| CBXX         | 3-1/4      | 10          | 30          |

## WIRE CORNER REINFORCEMENT

by STRUCTA WIRE CORP.



These exterior corner accessories are welded right angle assemblies, affording a truer and stronger component that reduces cracking in portland cement plaster or stucco. Seven (7) styles are offered for various application requirements. Wire corners are to be installed below the stucco surface, embedded at least 1/4" below the stucco finish surface.

| Product code                          | Size          |             | Pcs./Carton |
|---------------------------------------|---------------|-------------|-------------|
|                                       | Flange (in)   | Length (ft) |             |
| 49017 V-Truss 3-Coat                  | 2-1/2 x 2-1/2 | 10          | 40          |
| 49020 V-Truss 1-Coat                  | 2-1/2 x 2-1/2 | 10          | 40          |
| 49002 V-Truss 3-Coat Bullnose G       | 2-1/2 x 2-1/2 | 10          | 40          |
| 49013 3-Coat Arch                     | 2-1/2 x 2-1/2 | 10          | 40          |
| 49015 3-Coat Bullnose Arch-SC         | 2-1/2 x 2-1/2 | 10          | 40          |
| 49016 3-Coat Short Flange-SC          | 2-1/2 x 1-1/2 | 10          | 40          |
| 49000 3-Coat Bullnose Short Flange-SC | 2-1/2 x 1-1/2 | 10          | 40          |

## VINYL CORNER BEADS



ClarkDietrich corner beads are used to provide strong corner reinforcement for conventional plaster applications. They provide hard to damage, rust-proof straight corners, easily curved for smooth arches. The solid PVC nose provides a straight, rigid ground for screeding.

| Product code            | Ground | Dimensions                             | Pcs./Carton |
|-------------------------|--------|--|-------------|
| #1<br>(7', 8', 9', 10') | Any    | 2-1/2" x 2-1/2",<br>perforated flanges | 50          |
| #2<br>(8', 10')         |        | 2-3/4" x 2-3/4",<br>perforated flanges | 40          |
| #40                     |        | 4-1/4" x 4-1/4",<br>perforated flanges | 25          |

Other variations found at [clarkdietrich.com](http://clarkdietrich.com).

## #66 EXPANDED FLANGE CASING BEAD



ClarkDietrich #66 expanded flange casing beads are used as a plaster stop, an exposed trim around wall openings, and at junctions or intersections of plaster and other wall or ceiling finishes. Extra-long expanded flange for tie-on applications. Short 90° return flange at plaster surface ensures a neat finish.

| Product code         | Size         |             |           | Pcs./Carton |
|----------------------|--------------|-------------|-----------|-------------|
|                      | Grounds (in) | Length (ft) | Weep hole |             |
| XXCB<br>(galvanized) | 3/8          | 10          | None      | 30          |
|                      | 1/2          |             |           |             |
|                      | 5/8          |             |           |             |
|                      | 3/4          |             |           |             |
|                      | 7/8          |             |           |             |
|                      | 1            |             |           |             |
| XXZB<br>(zinc)       | 1-1/4        | 10          | None      |             |
|                      | 3/8          |             |           |             |
|                      | 1/2          |             |           |             |
|                      | 5/8          |             |           |             |
|                      | 3/4          |             |           |             |
|                      | 7/8          |             |           |             |
|                      | 1            |             |           |             |
| 1-1/4                |              |             |           |             |

## #66 N SHORT FLANGE CASING BEAD



ClarkDietrich #66 N short flange casing beads are used as plaster stops, as exposed trim around wall openings and junctions, or at intersections of plaster and other wall or ceiling finishes. Perforated 1-1/4" nailing flange aids attachment and plaster keying. When used in conjunction with lath, the 66N is installed under the lath.

| Product code         | Size         |             |           | Pcs./Carton |
|----------------------|--------------|-------------|-----------|-------------|
|                      | Grounds (in) | Length (ft) | Weep hole |             |
| SFCB<br>(galvanized) | 3/8          | 10          | No        | 30          |
|                      | 1/2          |             |           |             |
|                      | 5/8          |             |           |             |
|                      | 3/4          |             |           |             |
|                      | 7/8          |             |           |             |
|                      | 1            |             |           |             |
| SFZB<br>(zinc)       | 1-1/4        | 10          | No        |             |
|                      | 3/8          |             |           |             |
|                      | 1/2          |             |           |             |
|                      | 3/4          |             |           |             |
| 7/8                  |              |             |           |             |

## VINYL CASING BEADS




ClarkDietrich casing beads are used to terminate stucco & stone against doors, windows and dissimilar surfaces. Casing beads should not be used in lieu of Foundation Weep Screeds at the base of the wall, as they do not meet building Code requirements

| Product code | Size         |  | Pcs./Carton |
|--------------|--------------|--|-------------|
|              | Grounds (in) | Dimensions                               |             |
| 6625         | 1/4          | 1-3/4" flange width<br>perforated flange | 100         |
| 6638         | 3/8          |  | 100         |
| 6650         | 1/2          |  | 100         |
| 6658         | 5/8          |  | 100         |
| 6675         | 3/4          |  | 75          |
| 6678         | 7/8          |  | 75          |
| 66100        | 1            |  | 75          |

Made in white or standard colors TAN, BROWN or GRAY.  
Contact ClarkDietrich for pricing and availability.



## VINYL BackerBead® WITH E-Flange™



Casing bead with built-in backer rod. To properly assemble the wall cladding system using stucco or thin-veneer stone, the best approach is to design a "gap" around doors, windows, openings and install a backer-rod with compatible sealant. BackerBead helps the installer create the "gap" on the wall without aligning it in the field. E-Flange design improves stucco embedment by 80% over conventional flanges.

| Product code | Ground (in) | Size                                  |             | Pcs./Carton |
|--------------|-------------|---------------------------------------|-------------|-------------|
|              |             | Dimensions                            | Length (ft) |             |
| 6658EFBB     | 5/8         | 1-3/4" flange width perforated flange | 10          | 50          |
| 6675EFBB     | 3/4         |                                       |             | 50          |
| 6678EFBB     | 7/8         |                                       |             | 50          |
| 66100TEFBB   | 1           |                                       |             | 50          |
| 66125EFBB    | 1-1/4       |                                       |             | 50          |
| 66150EFBB    | 1-1/2       |                                       |             | 40          |
| 66175EFBB    | 1-3/4       |                                       |             | 40          |
| 66200EFBB    | 2           |                                       |             | 40          |

U.S. Patent Nos. D842,496 and D843,015  
 Made in white or standard colors TAN, BROWN or GRAY.  
 Backer Rod is blue, or optional white.  
 Contact ClarkDietrich for pricing and availability.

## STRIP LATH FOR PLASTER REINFORCEMENT



Strip Lath is a flat, closed diamond, expanded metal strip used as plaster reinforcement over joints or dissimilar substrates. It's commonly attached diagonally at the corners of doors, windows or areas prone to cracks. For spray-fireproofing systems, strip lath provides pre-cut widths easy-to-install mechanical breaks on painted steel.

| Product code | Weight (lbs) | Size       |             | Pcs./Carton |
|--------------|--------------|------------|-------------|-------------|
|              |              | Width (in) | Length (ft) |             |
| LAST         | 1.75*        | 4          | 8           | 75          |
|              |              | 6          |             |             |

\*Per ASTM C1063, section 6.2.7.  
 Achieves the mechanical break described in UL Fire Resistance Directory.

## Cornerite™ METAL LATH ANGLE



Cornerite™ metal lath angle is used to reinforce all inside lath corners to reduce corner cracking. Formed from finished edge strip lath, it's bent lengthwise to a 100° angle to ensure a snug fit into 90° corners. It's commonly used when walls meet walls or ceilings, over inner angles of masonry construction. Cornerite is produced to ASTM C1063 standards.

| Product code | Weight (lbs) | Size       |             | Pcs./Carton |
|--------------|--------------|------------|-------------|-------------|
|              |              | Width (in) | Length (ft) |             |
| XRIT         | 1.75*        | 2 x 2      | 4           | 75          |
|              |              | 2 x 2      | 8           |             |
|              |              | 3 x 3      | 8           |             |

\*Per ASTM C1063, section 6.2.7.

## 093 ZINC CONTROL JOINT

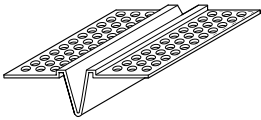


ClarkDietrich 093 zinc control joint is applied between abutting gypsum panels to relieve stresses of expansion and contraction of drywall and veneer plaster systems in wall expanses over 30', and ceiling areas exceeding 2,500 square feet. For exterior applications like DEFS.

| Product code | Size         |             | Pcs./Carton |
|--------------|--------------|-------------|-------------|
|              | Grounds (in) | Length (ft) |             |
| ZNCJ         | 3/32         | 10          | 25          |

NOTE: Where fire and sound control are prime considerations, code approved seal must be installed behind the control joint or specified.

## VINYL EXTERIOR CONTROL JOINT



Designed to relieve stress caused by expansion and contraction in large areas of walls and ceilings. Tape protects deep "V" expansion slot during construction. Large perforations allow matrix to easily flow thru and anchor to substrate. Recommended usage is for every 130-140 sq. ft. with no one side being longer than 15ft.

| Product code | Board Thickness | Dimensions                               | Pcs./Carton |
|--------------|-----------------|--|-------------|
| DCI-50-25    | 1/2" or 5/8"    | 1/4" reveal,<br>1-1/8" perforated flange | 30          |
| DCI-50-50    | 1/2" or 5/8"    | 1/2" reveal,<br>1-1/8" perforated flange | 30          |
| DCI-50-75    | 1/2" or 5/8"    | 3/4" reveal,<br>1-1/8" perforated flange | 25          |
| DCI-50-100   | 1/2" or 5/8"    | 1" reveal,<br>1-1/8" perforated flange   | 25          |

NOTE: Where fire and sound control are prime considerations, code approved seal must be installed behind the control joint.

## CONTROL AND EXPANSION JOINTS

### Control joints and expansion joints.

Control and Expansion Joints are designed to relieve stress and minimize cracking, especially on surface areas of 144 square feet or more, per ASTM C1063, Section 7.11.4.1.

Control Joints are a **one-piece** component applied at points of anticipated stress, and Expansion Joints are **two-piece** joints attached on either side of substrate at points of natural structural variation. Manufactured in galvanized, zinc alloy, and vinyl (PVC) for various applications.

### DOUBLE-V CONTROL JOINT #15



Double-V, sometimes called M-Type control joints, relieve the stresses of basic expansion and contraction associated with inherent shrinkage during stucco curing and general thermal changes. Resists corrosion, plus expanded flanges allow for proper keying and easy installation. Ground heights include 3/8" for thin coat plaster and 1/2," 3/4" and 7/8" for conventional plaster.

| Product code         | Size         |             | Pcs./Carton |
|----------------------|--------------|-------------|-------------|
|                      | Grounds (in) | Length (ft) |             |
| VVCJ<br>(galvanized) | 3/8          | 10          | 24          |
|                      | 1/2          |             |             |
|                      | 3/4          |             |             |
|                      | 7/8          |             |             |
| VVJZ<br>(zinc)       | 1/2          | 10          |             |
|                      | 3/4          |             |             |
|                      | 7/8          |             |             |

### DOUBLE-J CONTROL JOINT #15 XJ



A general-purpose control joint offering exceptional expansion control for plastered walls and ceilings, the double-J expansion control joint has a 5/16" reveal and rolled outer edges that allow effective plaster bonding. This helps prevent visible separation cracks. The applied plastic tape keeps the reveal clean and is removed easily after finish application.

| Product code         | Size         |             | Pcs./Carton |
|----------------------|--------------|-------------|-------------|
|                      | Grounds (in) | Length (ft) |             |
| XJ15<br>(galvanized) | 1/2          | 10          | 24          |
|                      | 3/4          |             |             |
|                      | 7/8          |             |             |
| ZJ15<br>(zinc)       | 1/2          | 10          |             |
|                      | 3/4          |             |             |
|                      | 7/8          |             |             |


### #30 Corner Master™ INSIDE CONTROL JOINT



ClarkDietrich Corner Master™ #30 inside corner control joint is designed to provide stress relief at plaster wall inside corner intersections, by absorbing movement and controlling cracking. It has expanded flanges pre-formed at 90° for a flush fit at inside corners. Ground heights offered aid plaster keying and result in a clean, straight finish. Manufactured from galvanized steel for corrosion protection.

| Product code | Size         |             | Pcs./Carton |
|--------------|--------------|-------------|-------------|
|              | Grounds (in) | Length (ft) |             |
| CR30         | 1/2          | 10          | 24          |
|              | 3/4          |             |             |
|              | 7/8          |             |             |

## ZINC CONTROL JOINTS 38, 50, 75 AND 100



Zinc control joints 38, 50, 75 and 100 are roll-formed from zinc to resist corrosion in both interior and exterior applications with gypsum or Portland cement plaster. An open slot, 1/4" wide and 1/2" deep, is protected with plastic tape that is removed after plaster and finish are completed. Perforated short flanges aid keying and wire attachment to metal lath.

| Product code | Size         |             | Pcs./Carton |
|--------------|--------------|-------------|-------------|
|              | Grounds (in) | Length (ft) |             |
| ZCJ3         | 3/8          | 10          | 25          |
| ZCJ5         | 1/2          |             |             |
| ZCJ7         | 3/4          |             |             |

## VINYL E-FLANGE™ CONTROL JOINT



Designed to relieve stress and assist in controlling cracking in large areas of walls and ceilings. Specially designed connector clips are provided for alignment and base for sealants. Patented E-Flange design improves stucco embedment by 80% over conventional flanges.

| Product code | Size         |                   |             | Pcs./Carton |
|--------------|--------------|-------------------|-------------|-------------|
|              | Grounds (in) | Flange Width (in) | Length (ft) |             |
| 1558EF       | 5/8          | 1-3/4             | 10          | 30          |
| 1575EF       | 3/4          |                   |             | 26          |
| 1578EF       | 7/8          |                   |             | 20          |
| 15100EF      | 1            |                   |             | 20          |

U.S. Patent Nos. D842,497

Made in white or standard colors TAN, BROWN or GRAY.

Contact ClarkDietrich for pricing and availability.

## VINYL XJ CONTROL JOINTS with removable tape



Provides stress relief and assists in controlling cracking in large areas of walls and ceilings. Removable tape protects deep "V" expansion slot during construction. Specially designed Connector Clips are provided for alignment and base for sealants.

| Product code | Size         |  | Pcs./Carton |
|--------------|--------------|--|-------------|
|              | Grounds (in) | Dimensions   |             |
| 1525X        | 1/4          | 3-1/4" flange width, perforated flange, removable tape | 50          |
| 1538X        | 3/8          |  | 50          |
| 1550X        | 1/2          |  | 40          |
| 1558X        | 5/8          |  | 35          |
| 1575X        | 3/4          |  | 30          |
| 1578X        | 7/8          |  | 30          |
| 15100X       | 1            |  | 30          |

NOTE: Connector Clips are not provided 1/4" or 3/8" grounds. Recommended for smooth finishes. Positive attachment of each flange of Control Joint to separate framing is required.

Made in white or standard colors TAN, BROWN or GRAY.

Contact ClarkDietrich for pricing and availability.

## VINYL DRIP FLASHING - 2" FLANGE



Designed to be used above window and door openings or at the foundation line to assist with moving moisture away from the wall. May be used in combination with casing bead. Always caulk all intersections, butt joints, ends and corners at time of installation.

| Product code | Size   |        |     |             | Pcs./Carton |
|--------------|--------|--------|-----|-------------|-------------|
|              | Ground | Flange | Leg | Length (ft) |             |
| DCB50-25     | 1/2    | 2      | 1/4 | 10          | 50          |
| DCB58-25     | 5/8    |        |     |             |             |
| DCB75-25     | 3/4    |        |     |             |             |
| DCB78-25     | 7/8    |        |     |             |             |
| DCB100-25    | 1      |        |     |             |             |
| DCB150-25    | 1-1/2  |        |     |             |             |
| DCB200-25    | 2      |        |     |             | 30          |
| DCB300-25    | 3      |        |     |             |             |
| DCB400-25    | 4      |        |     |             |             |

Made in white or standard colors TAN, BROWN or GRAY.

Contact ClarkDietrich for pricing and availability.

## #40 2-PIECE EXPANSION JOINT



ClarkDietrich expansion joint #40 is a two-piece slip joint that finishes butt ends of adjacent panels in wide or tall walls and ceilings, to allow for multi-directional movement. Ideal for joining dissimilar wall types such as wood framing to CMU and at construction joints. Use where excessive horizontal and vertical movement may occur. Adjustable expansion opening or reveal is 1/4" to 5/8".

| Product code         | Size         |             | Pcs./Carton |
|----------------------|--------------|-------------|-------------|
|                      | Grounds (in) | Length (ft) |             |
| EJ40<br>(galvanized) | 1/2          | 10          | 25          |
|                      | 3/4          |             |             |
|                      | 7/8          |             |             |
| EZ40<br>(zinc)       | 1/2          | 10          |             |
|                      | 3/4          |             |             |
|                      | 7/8          |             |             |

## VINYL 2-PIECE EXPANSION JOINTS with reveal



Designed to relieve stress in wall and ceiling areas where excessive horizontal and vertical movements might occur. Includes an additional design feature of a 1/2" reveal. Also produce a 1" and 1.5" reveal width; wider flanges if needed.

| Product code | Size         |  | Pcs./Carton |
|--------------|--------------|--|-------------|
|              | Grounds (in) | Dimensions   |             |
| 4038-50      | 3/8          | 1/2" reveal,<br>(adj. 1/4" - 5/8")<br>4" to 4-3/8"<br>overall width,<br>perforated flanges | 25          |
| 4050-50      | 1/2          |  | 25          |
| 4058-50      | 5/8          |  | 25          |
| 4075-50      | 3/4          |  | 25          |
| 4078-50      | 7/8          |  | 20          |
| 40100-50     | 1            |  | 20          |

Made in white or standard colors TAN, BROWN or GRAY.  
Contact ClarkDietrich for pricing and availability.

## WEEP AND SILL SCREEDS

### Weep and sill screeds.

Weep and sill screed products are designed especially for use in exterior stucco or thin stone applications to establish a stop line at the base of the wall.

Punched holes in the sloped ground provides a mechanical plaster bond and reduces separation at the nose of the ground. The slope designed into the ground facilitates moisture migration. The screeds are produced to specifications found in ASTM C1063 for stucco and ASTM C1780 for Thin Stone.

## FHA7 FOUNDATION WEEP SCREED



FHA7 foundation weep screed protects the stop edges of stucco and exterior insulated finish system materials at the sill plate. Commonly referred to as FHA screed, it meets pertinent IBC/IRC requirements as part of a drainage system for exterior stucco and stone applications.

| Product code | Size         |            |             | Pcs./Bundle |
|--------------|--------------|------------|-------------|-------------|
|              | Grounds (in) | Depth (in) | Length (ft) |             |
| FHA7         | 1/2          | 3-1/2      | 10          | 10          |
|              | 5/8*         |            |             |             |
|              | 3/4*         |            |             |             |
|              | 7/8*         |            |             |             |
|              | 1-3/8        |            |             |             |

\*Available in zinc alloy for 5/8", 3/4" and 7/8" grounds. Special order weep screeds without holes in the ground.

## #36 SILL SCREED



7/8" sill screed is a similar profile to the FHA7 foundation weep screed except the bottom flange has been cut back to allow trowel access for cleaning excess material and trimming of the vapor barrier. It offers impact and splash protection, and works well from roof-to-wall transitions.

| Product code | Size         |            |             | Pcs./Bundle |
|--------------|--------------|------------|-------------|-------------|
|              | Grounds (in) | Depth (in) | Length (ft) |             |
| SI36         | 7/8          | 5-1/2      | 10          | 10          |

## 3-1/2" VINYL WEEP SCREEDS



Designed to relieve moisture from stucco/stone and act as a stop. Install on frame construction where stucco/stone and foundation walls meet. Shown here is standard weep screed.

| Product code | Size         |  | Pcs./Carton |
|--------------|--------------|--|-------------|
|              | Grounds (in) | Dimensions   |             |
| WS38-350U    | 3/8          | 3-1/2" attachment flange,<br>4" overall width solid flange | 50          |
| WS50-350U    | 1/2          |  | 50          |
| WS58-350U    | 5/8          |  | 40          |
| WS75-350U    | 3/4          |  | 40          |
| WS78-350U    | 7/8          |  | 30          |
| WS138-350U   | 1-3/8        |  | 30          |

Other variations of the vinyl weep screed can be found at [clarkdietrich.com](http://clarkdietrich.com).

Made in white or standard colors TAN, BROWN or GRAY.

Contact ClarkDietrich for pricing and availability.

## VINYL FOUNDATION WEEP SCREEDS with extended leg



The extended leg design of this vinyl accessory allows the installer to accommodate off-set sill plate, that's not in alignment with the metal of wood framing attached above. A standard weep screed would leave a gap but the extended leg design closes that gap, thereby meeting code requirements.

| Product code | Size         |  | Pcs./Bundle |
|--------------|--------------|--|-------------|
|              | Grounds (in) | Dimensions   |             |
| WSL50-350U   | 1/2          | 3-1/2" overall width, unperforated flange, 1/2" back leg | 50          |
| WSL58-350U   | 5/8          |  | 40          |
| WSL78-350U   | 7/8          |  | 40          |
| WSL138-350U  | 1-3/8        |  | 30          |

Made in white or standard colors TAN, BROWN or GRAY. Contact ClarkDietrich for pricing and availability.

## #1 J-WEEP WITH 2" NAILING FLANGE AND WEEP HOLE



1-3/8" J-weep low-back is commonly used as a stop around door and window openings or in areas where stucco or EIFS terminations abut dissimilar wall types. Nail, screw or staple-attach to the frame or sheathing, then foam insulation, cement board or metal lath can be installed over it. The protruding ridge of the metal must extend beyond the plane of overlaid materials.

| Product code | Size         |                    |             | *Weep hole | Pcs./Bundle |
|--------------|--------------|--------------------|-------------|------------|-------------|
|              | Grounds (in) | Flange Height (in) | Length (ft) |            |             |
| JCLB         | 1-3/8        | 2                  | 10          | No         | 10          |
| JWLB         | 1-3/8        | 2                  | 10          | Yes        | 10          |

NOTE: Should only be used on approved one-coat or insulated stucco systems. Weep holes 3/8" at 3.5" spacing along the ground.

## 3-1/2" J-WEEP HIGH-BACK PLASTER STOP



J-weep high-back plaster stop is a J-shaped square-nosed trim manufactured from 26 gauge galvanized steel. Punched weep holes allow for use as a sill weep screed or screed and trim around wall openings. Squared bends accommodate 1" rigid insulation and 3/8" one-coat stucco applications.

| Product code | Size         |            |             | *Weep hole | Pcs./Bundle |
|--------------|--------------|------------|-------------|------------|-------------|
|              | Grounds (in) | Depth (in) | Length (ft) |            |             |
| JWP          | 3/8          | 3-1/2      | 10          | Yes        | 10          |
|              | 7/8          | 3-1/2      | 10          |            |             |
|              | 1-3/8        | 3-1/2      | 10          |            |             |

NOTE: Weep holes 3/8" at 3.5" spacing along the ground.

## CI WEEP TRACK



Designed to be used with #1 Corner Bead around windows and doors and at the foundation line to direct water drainage. Continuously insulated (CI) stucco assemblies with CI Weep Track have achieved the requirements of NFPA 285.

| Product code | Insulation Thickness | Back Flange (in) | Weep Trough (in) | Perforated Flange (in) | Pcs./Carton |
|--------------|----------------------|------------------|------------------|------------------------|-------------|
| CIWT-350     | 1" - 3"              | 3-1/2"           | 3/8"             | 1-1/4"                 | 30          |

US Patent Number D656,603  
Made in white or standard colors TAN, BROWN or GRAY. Contact ClarkDietrich for pricing and availability.

## OVERVIEW

### ClarkDietrich®

Today, ClarkDietrich is not only a company of size and scope—but one of much broader vision. Beyond the strength of our steel framing products, we find that real integrity is found in working with you as a confident partner who delivers unmatched insight and remarkable perspective.

No longer just studs, tracks and headers. We are becoming a leader in lathing systems and accessories. We see what the future for walls holds, and we are acting on it with products that perform as a system, backed by intelligent design tools and fully capable engineering services. **See our full product line at [clarkdietrich.com/lath](http://clarkdietrich.com/lath).**

Regardless of your project's size or complexity, ClarkDietrich is able to listen, consult and deliver on all your projects. **And we can do it coast to coast.**

### Vinyl Corp.™ is now ClarkDietrich Vinyl Products.

From the very beginning, we have strived to make the finest wall and ceiling accessories and create the best customer experience environment in the business. From the materials we use to make our products, to the over 1,000 vinyl wall and ceiling accessories we offer, we have listened to building professionals across the walls and ceilings industry spectrum to meet all their accessory needs. See all that we have to offer at [vinylcorp.com](http://vinylcorp.com). Please see website for technical data at [vinylcorp.com](http://vinylcorp.com). Now offering vinyl products in tan, brown and gray as standard color options.

## GENERAL NOTES

### General Notes

Metal lath products should not be used with magnesium oxychloride cement stuccos or stuccos containing calcium chloride additives. In ceiling assemblies, certain precautions concerning construction, insulation and ventilation are necessary for good performance.

Asphalt paper-backed lath is available for various applications requiring a moisture barrier. Paper conforms to Federal Specification UU-B-790A; type Grade D, style 2 and type 1, grade B, style 1a. 60-Minute Grade D, APB passes 60 minutes of water resistance under ASTM D779 - Standard Test Method for Determining the Water Vapor Resistance of Sheet Materials.

Joints and corners are a potential point of water intrusion. ClarkDietrich strongly recommends a weather-resistant barrier be placed as flashing behind all joints and corners. Also, high-performance caulking should be applied under and between the joints prior to the attachment of the materials.

Suggestions for installation precautions when installing two-piece expansion joints and double casing beads used as double expansion joints—ASTM C1063 requires that double casing beads used as a movement joint are installed "with a flexible barrier membrane behind the casing beads." It is ClarkDietrich's opinion that all two-piece joints, whether made from double casing beads or as a manufactured two-piece joint, should be installed with the flexible peel and stick membrane behind the joint. It is further recommended that they be filled with backer rod and a highly elastic top-quality sealant.

### Vinyl EIFS/DEFS Accessories

All ClarkDietrich EIFS/DEFS accessories are produced to ASTM D1784 and D4216 - cell class 13244C. The EIFS PB/DEFS family of products include all starter tracks, drip edge screeds, control joints, soffit vents, L-stop beads, sill wedges, channel reveals. Please view all these products at [www.vinylcorp.com/products/eifs-defs](http://www.vinylcorp.com/products/eifs-defs).

### Vinyl Accessories For Thin Veneer Stone

ClarkDietrich has developed a new Stone Veneer Catalog comprising of components such as casing beads, weep screeds, drip flashing that are used specifically with thin veneer stone. Vinyl accessories for thin stone meet ASTM C1780 - Standard Practice for Installation Methods for Adhered Manufactured Stone Masonry Veneer. All vinyl accessories are made in white, with options for tan, brown or gray. Contact ClarkDietrich for new catalogs for Thin Veneer Stone and Stucco applications. [vinylcorp.com](http://vinylcorp.com)



## APPLICATION STANDARDS

### Industry application standards

ClarkDietrich metal plaster bases (lath) and accessory products are manufactured in compliance with the International Code Council IBC and IRC, ASTM C1780 – Installation of Thin Veneer Stone Systems, MVMA - Installation Guide and Detailing Options.

Metal lath meets ASTM C847, ASTM C841, ASTM C1063. (1) corner beads, casing beads, base bead and expansion & control joints meet ASTM C841 (interior) and ASTM C1063 (exterior). (2) Cornerite meets ASTM C841. Cold-rolled channel meets ASTM C841. (2) Wire meets ASTM A641.

Footnotes: (1) All galvanized products produced from steel, to ASTM A653, galvanized before forming. (2) Zinc Alloy accessories are recommended on exterior applications. (3) Zinc Accessories are produced to ASTM B-69 and are recommended for wet and/or exterior applications.

Definitions: ASTM = American Society for Testing and Materials, MVMA = Masonry Veneer Manufacturer's Association

ClarkDietrich assumes no liability expressed or implied as to the engineering, architecture or workmanship of any project. It is the responsibility of the contractor and design professional to recommend and select product types and installation instructions as set forth in ASTM C1063 for design and placement of lath and plaster accessories. Thin veneer stone is governed by ASTM C1780 Installation Standard.

Welded Wire by Structa Wire Corp. is produced to ASTM C933 - Welded Wire Lath Standard.

### Types and Weights of Metal Plaster Bases and Corresponding Maximum Permissible Spacing of Wall & Ceiling Framing Members or Furring

| Type of Metal Plaster Base | Minimum weight of Metal Plaster Base lb/yd <sup>2</sup> (kg/m <sup>2</sup> ) | Specific Installation Requirements and Maximum Permissible Spacing of Wall and Ceiling Framing Members or Furring, Center to Center, in. (mm) |  |  |  |          |
|----------------------------|--|---|--|--|--|----------|
|                            |  | Walls   |  | Ceilings   |  |          |
|                            |  | 24 (610)  | 16 (406)   | 24 (610)   | 16 (406)   | 12 (305) |
| Expanded Sheet Metal       | 2.5 (1.4)  | Permitted only for self-furred lath on sheathed wall framing members or solid wall bases  | Permitted  | Not Permitted  | Permitted  |          |
|                            | 3.4 (1.8)  |   |  |  |  |          |
| Flat Rib                   | 2.75 (1.5)   | Not Permitted   | Permitted only for unsheathed wall framing members | Not Permitted  |  |          |
| 3/8" Rib lath              | 3.4 (1.8)  | Not Permitted   |  | Permitted  |  |          |
|                            | 4.0 (2.1)  | Not Permitted   |  | Permitted  |  |          |
| Welded Wire                | 1.14 (0.618)   | Not Permitted   | Permitted  | Not Permitted  |  |          |
|                            | 1.95 (1.058)   | Permitted   |  | Permitted  |  |          |
| Woven Wire                 | 1.4 (0.76)   | Permitted only for wood wall framing members, wood furring  | Permitted  | Permitted only for wood and concrete ceiling framing members |  |          |
|                            |  |   |  | Not Permitted  | Permitted only for steel ceiling framing members |          |

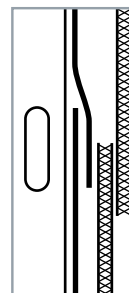
Spans may be increased to 24" o.c. with self-furred metal lath over solid sheathing assemblies approved for this use. 2. Metal lath used as reinforcement for plaster shall be furred away from vertical supports at least 1/4". Self-furred lath meets furring requirements. EXCEPTION: Furring of expanded metal lath is not required on supports having a bearing surface width of 1-5/8" or less.

### Application of WRB-backed lath

The paper backing is moisture resistant to temporarily protect the stud cavity and sheathing from moisture intrusion. To assure that the barrier functions as designed, it is important to:

- A. Lap the vertical and horizontal lap joints with paper backing over paper backing and metal on metal.
- B. Lap paper backing with the upper layer lapped over the lower layer shedding any moisture to the outside of the wall.

Subsequent courses must be installed so that the paper of the second course laps the paper of the first course in a shingle-like manner. Follow the same sequence until the entire surface to be plastered is completed in this manner.



Double offset

## TRADEMARKS

### Trademarks

ClarkDietrich is a registered trademark of ClarkDietrich Building Systems.

SubmittalPro®, Cornerite™, Double-X™, Corner Master™, Mini-Bead™, E-Flange™ and BackerBead® are owned by ClarkDietrich Building Systems.

LEED® is a registered trademark of the U.S. Green Building Council.

UL® and UL Design® are trademarks of Underwriters Laboratories, Inc.

Structalath®, Twin Trac®, V Truss® and Mega Lath™ are registered trademarks of Structa Wire Corp.

## WARRANTY

### Warranty

Our products are manufactured in accordance with company standards and/or industry standards, as applicable. All ClarkDietrich Building Systems products are covered by our standard warranty which is contained in our Standard Terms and Conditions of Sale and which will be provided upon request. Generally, we warrant our products will be free from defects in material and workmanship at the time of shipment, subject to the limitations stated in the warranty. Unless specifically agreed in writing by us with respect to specific orders, we do not make any warranty of merchantability or fitness for a particular purpose. The buyer is responsible to assure that buyer orders the appropriate product for any applicable code or specification requirements.

**NOTICE:** Our liability is expressly limited to replacement of defective products. We shall not be liable for incidental and consequential damages, nor for any loss caused by misuse or misapplication of our products. Any claim shall be deemed waived unless made in writing to us within thirty (30) days from the date it was or reasonably should have been discovered.

## CODE APPROVALS AND PERFORMANCE STANDARDS

ClarkDietrich products meet or exceed these applicable performance standards.

### ASTM American Society for Testing and Materials

#### Product specifications

- ASTM C847 Metal Lath
- ASTM C841/C1063 Veneer and plaster accessories
- ASTM C1047 Beads and trims—metal—paper—vinyl
- ASTM C933 Specification for welded wire lath

#### Material specifications

- ASTM A1003 (NS33, ST33L, ST33H, ST50L, ST50H)
- ASTM A653 Zinc-coated hot-dip process
- ASTM A653/B69 Veneer and plaster accessories/standard spec for zinc strip

#### Protective coating standards

- ASTM A653 Zinc-coated hot-dip process
- ASTM C1063 Veneer and plaster accessories
- ASTM C1047 Beads and trims—metal—paper—vinyl

#### Installation standards

- ASTM C1063 Installation of metal plaster base systems
- ASTM C1780 Installation of adhered manufactured stone veneer

### LEED® Services

#### BUILD GREEN with ClarkDietrich

ClarkDietrich is an active member of the U.S. Green Building Council and is committed to supplying quality products that are environmentally responsible. We are continually working to develop greener building products and sustainable business practices. ClarkDietrich steel framing helps contribute points toward LEED® certification. For more details contact Technical Services at 888-437-3244 or visit [www.clarkdietrich.com/LEED](http://www.clarkdietrich.com/LEED).

ClarkDietrich has prepared this literature with the utmost diligence and care for accuracy and conformance to standards.

ClarkDietrich intends this information to be accurate, informative, and helpful as a selection guide for choosing ClarkDietrich products. However, this information is only to be used for guidance and is not intended to replace the design, drawings, specifications, and decisions of a professional architect or engineer.

ClarkDietrich or its affiliates shall not be responsible for incidental or consequential damages, directly or indirectly sustained, nor for loss caused by application of our products for other than their intended uses. Our liability is limited to replacement of defective products. Claims shall be deemed waived unless they are made to us in writing within thirty (30) days of the date a problem was or reasonably should have been discovered.

ClarkDietrich reserves the right to modify or change any information contained in this literature without notification.

### UL® Underwriters Laboratories testing standard

UL 263 "Fire Tests of Building Construction and Materials"

#### Additional code approvals

International Building Code (IBC), International Residential Code (IRC)

ClarkDietrich is a proud member of the Steel Framing Industry Association (SFIA). Check the updated list of Certified Production Facilities at Intertek's website at [www.intertek.com](http://www.intertek.com).



Scan for the most up-to-date ClarkDietrich literature.



USGBC and related logo is a trademark owned by the U.S. Green Building Council and is used by permission.

## LOCATIONS

### ClarkDietrich Manufacturing and Sales Locations:

- |   |  |  |   |
|---|--|--|---|
| <b>CALIFORNIA</b> Riverside<br>P 951.360.3500 | <b>CALIFORNIA</b> Sacramento<br>P 951.360.3500     | <b>CONNECTICUT</b> Bristol<br>P 866.921.0023 | <b>FLORIDA</b> Dade City<br>P 352.518.4400  |
| <b>FLORIDA</b> Miami<br>P 305.477.6464        | <b>GEORGIA</b> McDonough<br>P 678.304.5500         | <b>ILLINOIS</b> Rochelle<br>P 800.659.0745   | <b>MARYLAND</b> Baltimore<br>P 410.477.4000 |
| <b>MISSOURI</b> O'Fallon<br>P 636.300.1411    | <b>OHIO</b> Warren-East<br>P 330.372.5564          | <b>OHIO</b> Vienna<br>P 330.372.4014         | <b>TEXAS</b> Dallas<br>P 214.350.1716       |
| <b>TEXAS</b> Pasadena<br>P 281.383.1617       | <b>CLIP EXPRESS<sup>SM</sup></b><br>P 866.638.1908 |  |   |

### ClarkDietrich Engineering Services. A full spectrum of solutions.

Toll-Free Phone: 877.832.3206  
Toll-Free Fax: 877.832.3208  
Technical Services: 888.437.3244  
Email: [engineering@clarkdietrich.com](mailto:engineering@clarkdietrich.com)

- CENTRAL** Crown Point, IN
- SOUTHEAST** McDonough, GA
- NORTHEAST** Bristol, CT
- WEST** Carlsbad, CA

Turn to ClarkDietrich for a complete lineup of steel construction products and services nationwide:

Interior Framing · Exterior Framing · Interior Finishing · Clips/Connectors · Metal Lath/Accessories · Engineering



9050 Centre Pointe Dr. Suite 400  
West Chester, OH 45069

P 513.870.1100  
F 513.870.1300

[clarkdietrich.com](http://clarkdietrich.com)  
Clarkwestern Dietrich Building Systems LLC

CD-Metal Lath-Acc © 4/19 ClarkDietrich Building Systems. The technical content of this literature is effective 4/1/19 and supersedes all previous information.