

ROPER RHODES®

BATH



Cabinets & Mirrors 01 | 2017



Contents

BATHROOM CABINETS & MIRRORS

Roper Rhodes cabinets & mirrors are beautifully crafted and come with a host of clever features such as wireless technology or built-in DAB/FM radio and multi-media options, heated demister pads, recharging sockets, integrated lighting and no touch infrared on/off sensors to control the lighting. Take a look through our collection for yourself.

06

BATHROOM CABINETS

- 08 Cabinet buying guide
- 10 Cabinets with music
- 12 Cabinets with heated demister door
- 14 Recessible cabinets
- 20 Aluminium cabinets
- 30 Slim depth cabinets
- 32 Wooden cabinets
- 34 Cabinet range selector

40

BATHROOM MIRRORS

- 42 Mirror buying guide
- 44 Mirrors with music
- 50 Ultra slim mirrors
- 52 Slim depth mirrors
- 54 Illuminated mirrors
- 69 Non illuminated mirrors
- 70 Mirror range selector
- 74 Technical information
- 75 Customer service & aftercare

LET'S GET SOCIAL

www.facebook.com/roperrhodes
www.twitter.com/roperrhodesltd
www.youtube.com/roperrhodes
www.pinterest.com/roperrhodes



All prices are inclusive of VAT at 20%

TECHNICAL INFORMATION

Further technical information on all products, including fitting instructions can be found by visiting www.roperrhodes.co.uk

CUSTOMER SERVICES

01225 303900
Monday to Thursday - 9:00am - 5:30pm
Friday - 9:00am - 5:00pm
Email - sales@roperrhodes.co.uk



Cabinets



TREVOR BRINKMAN
Product Designer

Brighten up your bathroom with one of our stunning mirrored cabinets.

CABINETS

Whether you find illuminated cabinets a turn on (or off!), need a single or double cabinet in aluminium to coordinate with your furniture, our fantastic range is bound to have something that's just right.



CABINET FEATURES

Our beautifully built cabinets are a great alternative to a mirror when you need additional storage space. And who doesn't? Packed full of useful features such as **Bluetooth®** wireless technology, heated demister pads, recharging sockets, integrated lighting & infrared on/off sensors. A Roper Rhodes cabinet more than deserves a place in your bathroom.



INFRARED ON/OFF SWITCH

An infrared switch means you can easily turn the lighting on and off with a wave of your hand.

Important: Please remember, when mounting cabinets with infrared switches, the sensor must be at least 150mm from an adjacent wall or obstruction to ensure the switch can function properly.

See pages 34 - 37 for location of sensor for each cabinet.



LED LIGHTING

The latest LED technology is used to great effect. This not only looks stunning but provides a bright, practical task light with energy saving benefits.



HEATED DEMISTER PAD

A heated demister pad in the door means that within two to three minutes the pad heats the mirror to a few degrees above room temperature, keeping the central area of the mirror door clear.



RECHARGING SOCKETS

Many of our cabinets include a recharging socket, suitable for electric shavers and toothbrushes, conveniently hidden away inside the cabinet.



Bluetooth® WIRELESS TECHNOLOGY

Integrate music seamlessly into your bathroom with an LED illuminated cabinet with **Bluetooth®** wireless technology.



SOFT CLOSE

Most of our cabinets feature soft close doors to ensure quiet and controlled closure of the bathroom cabinet



IP44

All our cabinets comply with electrical equipment (safety) regulations and are IP44 rated, making them suitable for use within zone 2 of the bathroom environment.

FURTHER TECHNICAL INFORMATION

For further technical information on all Roper Rhodes cabinets, including fitting instructions and aftercare documents, visit www.roperrhodes.co.uk

CABINET BUYING GUIDE

Use the table below to guide you around our cabinet collection to find the features which are important to you when selecting a new cabinet for your bathroom.

		Illuminated	Recharging Socket	Music	Heated Demister Door	Recessible	Coordinating Furniture	Slim Depth
Cabinets								
Tune	Page 10	●	●	●				
Compose	Page 11	●	●	●				
Fever	Page 12	●	●		●			
Touch	Page 13	●	●		●			
Extend	Page 14	●	●			●		
Illusion	Page 16	●	●			●		
Transition	Page 16	●	●			●		
Perception	Page 17	●	●			●		
Scheme	Page 18					●	●	
Virtue	Page 20	●	●				●	
Visage	Page 21	●	●				●	
Viper	Page 22	●	●					
Vantage	Page 22	●	●					
Venture	Page 23	●	●					
Elevate	Page 24	●	●					
Latitude	Page 25	●	●					
Plateau	Page 26	●	●					
Summit	Page 27	●	●					
Equinox with lighting	Page 28	●	●					
Equinox without lighting	Page 28							
Reference	Page 28							
Pinnacle	Page 28	●	●					
Absolute	Page 28	●	●					
Refine with lighting	Page 30	●	●					●
Refine without lighting	Page 30							●
Limit	Page 30							●
Entity with lighting	Page 32	●	●					
Entity without lighting	Page 32							
Phase with lighting	Page 32	●	●					
Phase without lighting	Page 32							
Signatures	Page 33							
Medicab	Page 33							



CABINETS WITH MUSIC

Listen to your music play list or internet radio by pairing your smart phone or tablet to the Tune or Compose cabinet



Tune cabinet



- Integrate music seamlessly into your bathroom with an LED illuminated cabinet with *Bluetooth*® wireless technology
- Superior integrated stereo speakers
- Pair your smartphone, tablet or laptop to the cabinet to play and control your music choices.
- Bright, practical, energy saving LED lighting
- Infrared on/off sensor controls for lighting
- Recharging socket, operated by rocker switch
- Double sided mirror doors
- Soft close doors for quiet, controlled closure
- 2 adjustable glass shelves
- IP44 rated - for safe use in the bathroom

Tune Cabinet with <i>Bluetooth</i> ® wireless technology 500(w) x 700(h) x 130mm(d)	
TU50AL	£665.00

Compose Cabinet with <i>Bluetooth</i> ® wireless technology 650(w) x 700(h) x 130mm(d)	
CP65AL	£775.00



LED lighting



Recharging socket



CABINETS WITH HEATED DEMISTER DOOR

These stylish LED illuminated cabinets come with in-built heated demister pads, making a steamy mirror door a thing of the past



Fever Illuminated Cabinet
515(w) x 700(h) x 130mm(d)
AS251 £560.00



Fever cabinet



Touch Illuminated Cabinet

515(w) x 700(h) x 130mm(d)

AS252

£580.00

- Heated demister pad - the pad heats the mirror a few degrees above room temperature within 2 to 3 minutes for a steam free bathroom mirror
- Practical LED task lighting
- Intelligent touch sensitive controls for lighting (Touch)
- Infrared on/off sensor controls for lighting (Fever)
- Recharging socket, operated by rocker switch
- Double sided mirror doors
- Soft close doors for quiet, controlled closure
- 2 adjustable glass shelves
- IP44 rated - for safe use in the bathroom



Heated demister pads



Recharging socket



Touch cabinet

RECESSIBLE CABINETS

Stunning LED illuminated aluminium cabinets with the option of being recessed into your bathroom wall for a sleek & contemporary look. The clever infrared dimmer switch technology means you can adjust the level of lighting to suit your mood.



Extend large double door cabinet

- Recessible cabinets, can also be surface mounted
- Dimmable infrared on/off sensor
- Energy saving LED lighting
- Recharging socket, operated by rocker switch
- Push to open door mechanism
- Double sided mirror doors
- Soft close doors for quiet, controlled closure
- 2 adjustable glass shelves
- IP44 rated - for safe use in the bathroom

Extend Single Door Recessible Cabinet

500(w) x 700(h) x 119mm(d)
49mm depth when recessed, fits recess 460(w) x 665mm(h)

EX50AL **£575.00**

Extend Double Door Recessible Cabinet

650(w) x 700(h) x 119mm(d)
49mm depth when recessed, fits recess 610(w) x 665mm(h)

EX65AL **£680.00**

Extend Large Double Door Recessible Cabinet

1000(w) x 700(h) x 119mm(d)
49mm depth when recessed, fits recess 960(w) x 665mm(h)

EX100AL **£810.00**



Extend single door cabinet



Unrecessed



Recessed



Extend double door cabinet

RECESSIBLE CABINETS



Illusion cabinet



Transition cabinet

- Recessible cabinets, can also be surface mounted
- Recharging socket, operated by rocker switch
- Infrared on/off sensor controls for lighting
- Double sided mirror doors
- Soft close doors for quiet, controlled closure
- 2 adjustable glass shelves
- IP44 rated - for safe use in the bathroom

Illusion Recessible Cabinet

550(w) x 710(h) x 115mm(d)
47mm depth when recessed, fits recess 520(w) x 710mm(h)

AS241 **£525.00**

Transition Recessible Cabinet

700(w) x 710(h) x 115mm(d)
47mm depth when recessed, fits recess 670(w) x 710mm(h)

AS242 **£585.00**

Perception Recessible Cabinet

1000(w) x 710(h) x 115mm(d)
47mm depth when recessed, fits recess 970(w) x 710mm(h)

PE1000 **£700.00**



Unrecessed



Recessed



RECESSIBLE CABINETS

*Single & double cabinets available in
2 depths & 8 finishes*



1040mm recessed cabinet gloss dark clay

- Reversible door on 600mm wide option
- 2 internal glass shelves
- Push to open door
- Coordinating furniture also available
- Matt dark grey interior finish
- Available in 75mm depth for standard stud walls & 120mm depth for built-out walls
- Outer frame protrudes 32mm from wall

Scheme 640mm Cabinet (for standard stud walls)

640mm recessed cabinet, 75mm depth for stud walls
External Dimensions 640(w) x 830(h) x 30mm(d)

SCHCAB675.GW (Gloss white) **£220.50**
All finish options and codes opposite

Scheme 640mm Cabinet (for built-out walls)

640mm recessed cabinet, 120mm depth for built-out walls
External Dimensions 640(w) x 830(h) x 30mm(d)

SCHCAB6120.GW (Gloss white) **£276.00**
All finish options and codes opposite

Scheme 1040mm Cabinet (for standard stud walls)

1040mm recessed cabinet, 75mm depth for stud walls
External Dimensions 1040(w) x 830(h) x 30mm(d)

SCHCAB1075.GW (Gloss white) **£276.00**
All finish options and codes opposite

Scheme 1040mm Cabinet (for built-out walls)

1040mm recessed cabinet, 120mm depth for built-out walls
External Dimensions 1040(w) x 830(h) x 30mm(d)

SCHCAB10120.GW (Gloss white) **£333.00**
All finish options and codes opposite



640mm recessed cabinet gloss white

ALL CABINET SIZES & FINISH OPTIONS



Gloss White
SCHCAB675.GW
SCHCAB6120.GW
SCHCAB1075.GW
SCHCAB10120.GW



Gloss Dark Clay
SCHCAB675.GDC
SCHCAB6120.GDC
SCHCAB1075.GDC
SCHCAB10120.GDC



Smoked Walnut
SCHCAB675.SW
SCHCAB6120.SW
SCHCAB1075.SW
SCHCAB10120.SW



Gloss Calico
SCHCAB675.GCA
SCHCAB6120.GCA
SCHCAB1075.GCA
SCHCAB10120.GCA



Matt Carbon*
SCHCAB675.MCB
SCHCAB6120.MCB
SCHCAB1075.MCB
SCHCAB10120.MCB



Matt Light Clay*
SCHCAB675.MLC
SCHCAB6120.MLC
SCHCAB1075.MLC
SCHCAB10120.MLC



Gloss Mist*
SCHCAB675.GMS
SCHCAB6120.GMS
SCHCAB1075.GMS
SCHCAB10120.GMS



Gloss Warm Grey*
SCHCAB675.GWG
SCHCAB6120.GWG
SCHCAB1075.GWG
SCHCAB10120.GWG

* Special finish, available to order



ALUMINIUM CABINETS

Single & double cabinets available in 15 finishes



Virtue LED illuminated cabinet (charcoal elm shown)

505(w) x 705(h) x 120mm(d)min / 170mm(d)max inc light

VR50ALCE All finish options and codes below **£560.00**

Visage LED illuminated cabinet (charcoal elm shown)

655(w) x 705(h) x 120mm(d)min / 170mm(d)max inc light

VS65ALCE All finish options and codes below **£620.00**

- Available in 15 finishes to match your Roper Rhodes bathroom furniture (colour options below)
- LED technology provides a bright, practical, energy saving light
- Infrared on/off sensor controls for lighting
- Recharging socket, operated by rocker switch
- Double sided mirror doors
- Soft close doors for quiet, controlled closure
- Magnetic storage holder
- 2 adjustable glass shelves
- IP44 rated - for safe use in the bathroom

VIRTUE & VISAGE SIDE PANEL FINISH OPTIONS

Gloss White VR50ALW VS65ALW	Gloss Light Grey VR50ALLG VS65ALLG	Alpine Elm VR50ALAE VS65ALAE	Charcoal Elm VR50ALCE VS65ALCE	Light Elm VR50ALLE VS65ALLE
Dark Elm VR50ALDE VS65ALDE	Pale Driftwood VR50ALPD VS65ALPD	Mali VR50ALMA VS65ALMA	Gloss Dark Clay VR50ALGDC VS65ALGDC	Smoked Walnut VR50ALSW VS65ALSW
Gloss Calico VR50ALGCA VS65ALGCA	Matt Carbon* VR50ALMCB VS65ALMCB	Matt Light Clay* VR50ALMLC VS65ALMLC	Gloss Mist* VR50ALGMS VS65ALGMS	Gloss Warm Grey* VR50ALGWG VS65ALGWG

* Special finish, available to order



ALUMINIUM CABINETS



Viper cabinet

- LED technology provides a bright, practical, energy saving light
- Infrared on/off sensor controls for lighting
- Recharging socket (except Viper), operated by rocker switch
- Double sided mirror doors
- Soft close doors for quiet, controlled closure
- Magnetic storage holder
- 2 adjustable glass shelves
- IP44 rated - for safe use in the bathroom

Viper LED Illuminated Cabinet

405(w) x 605(h) x 120mm(d)min / 170mm(d)max inc light

VI40AL £369.00

Vantage LED Illuminated Cabinet

505(w) x 705(h) x 120mm(d)min / 170mm(d)max inc light

VA50AL £535.00

Venture LED Illuminated Cabinet

655(w) x 705(h) x 120mm(d)min / 170mm(d)max inc light

VE65AL £580.00



Vantage cabinet



Infrared on/off sensor



Recharging socket



Magnetic storage



ALUMINIUM CABINETS



- Recharging socket, operated by rocker switch
- Infrared on/off sensor controls for lighting
- Double sided mirror doors
- Soft close doors for quiet, controlled closure
- 2 adjustable glass shelves
- IP44 rated - for safe use in the bathroom

Latitude Cabinet 710(w) x 700(h) x 140mm(d)	
AS232	£510.00

Elevate Cabinet 510(w) x 700(h) x 140mm(d)	
AS231	£454.00



Recharging socket



Infrared on/off sensor



ALUMINIUM CABINETS

*Single & double cabinets available
in either aluminium or white finish*



Plateau cabinet - aluminium



Plateau cabinet - white

- Recharging socket, operated by rocker switch
- Infrared on/off sensor controls for lighting
- Double sided mirror doors
- Soft close doors for quiet, controlled closure
- 3 adjustable glass shelves
- Convenient removable storage trays in base of cabinets
- IP44 rated - for safe use in the bathroom



Lighting



Recharging socket



Double sided mirror
door



Summit cabinet - aluminium



Summit cabinet - white

Plateau Illuminated Cabinet - Aluminium

544(w) x 700(h) x 135mm(d)

AS515ALIL	£520.00
-----------	----------------

Plateau Illuminated Cabinet - White

544(w) x 700(h) x 135mm(d)

AS515WIL	£520.00
----------	----------------

Summit Illuminated Cabinet - Aluminium

654(w) x 700(h) x 135mm(d)

AS615ALIL	£545.00
-----------	----------------

Summit Illuminated Cabinet - White

654(w) x 700(h) x 135mm(d)

AS615WIL	£545.00
----------	----------------



ALUMINIUM CABINETS



Equinox cabinet without lighting



Reference cabinet



Equinox cabinet with lighting



Pinnacle cabinet



Absolute cabinet

- LED light fitting[†]
- Infrared on/off sensor controls for lighting[†]
- Recharging socket[†]
- Double sided mirror doors
- Adjustable glass shelves
- IP44 rated - for safe use in the bathroom

[†]Excludes Equinox without lighting and Reference

Reference Cabinet

315(w) x 1450(h) x 140mm(d)
4 adjustable glass shelves

AS315AL	£455.00
---------	---------

Equinox Cabinet without Lighting

515(w) x 700(h) x 140mm(d)
3 adjustable glass shelves, removable storage trays in base

AS515ALP	£258.00
----------	---------

Equinox Cabinet with Lighting

515(w) x 700(h) x 140mm(d)
3 adjustable glass shelves, removable storage trays in base, allow additional 55mm(h) for light fitting

AS515AL	£455.00
---------	---------

Pinnacle Cabinet

615(w) x 700(h) x 140mm(d)
3 adjustable glass shelves, allow additional 55mm(h) for light fitting

AS615AL	£535.00
---------	---------

Absolute Cabinet

765(w) x 700(h) x 140mm(d)
6 adjustable glass shelves, allow additional 55mm(h) for light fitting

AS767AL	£665.00
---------	---------



Overhead lighting



Recharging socket



Reference cabinet

SLIM DEPTH CABINETS

These slim depth cabinets offer superb storage but save on space as they are only 100mm deep



- Slim depth cabinets, only 100mm deep
- Infrared on/off sensor controls for lighting (Refine with lighting)
- Recharging socket, operated by rocker switch (Refine with lighting)
- Double sided mirror doors
- 3 adjustable glass shelves
- Convenient removable storage trays in base of cabinets
- IP44 rated - for safe use in the bathroom

Refine Cabinet with Lighting

615(w) x 700(h) x 100mm(d)
allow additional 55mm(h) for light fitting

AS615ALSL	£468.00
-----------	----------------

Refine Cabinet without Lighting

615(w) x 700(h) x 100mm(d)

AS615ALSLP	£258.00
------------	----------------

Limit Cabinet - Aluminium

450(w) x 700(h) x 100mm(d)

AS415ALSLP	£203.00
------------	----------------

Limit Cabinet - White

450(w) x 700(h) x 100mm(d)

AS415W	£217.50
--------	----------------

Limit Cabinet - Black

450(w) x 700(h) x 100mm(d)

AS415BL	£217.50
---------	----------------



WOODEN CABINETS



- Soft close doors for quiet, controlled closure
- 2 shelves
- Double sided mirror doors (excluding Signatures)
- Recharging socket (Entity and Phase with lighting only)
- Infrared on/off sensor (Entity and Phase with lighting only)
- High gloss white finish

Entity Cabinet with Lighting 600(w) x 700(h) x 120mm(d)	
DN60WL	£423.00

Entity Cabinet without Lighting 600(w) x 700(h) x 120mm(d)	
DN60W	£306.00

Phase Cabinet with Lighting 500(w) x 700(h) x 120mm(d)	
DN50WL	£373.00

Phase Cabinet without Lighting (not shown) 500(w) x 700(h) x 120mm(d)	
DN50W	£255.00



Phase cabinet with lighting - also available without lighting



Signatures cabinet

Signatures Cabinet - White

600(w) x 750(h) x 160mm(d)

SGC6W

£192.00

Medicab Features

- Lockable cabinet with 2 keys
- Soft close door for quiet, controlled closure
- Adjustable shelf
- White finish, optional first aid label
- Easy to install for left or right hand opening
- Complies with BS5378

Medicab

337(w) x 420(h) x 155mm(d)

MED340

£98.30



Medicab

CABINET RANGE SELECTOR

Cabinets with Music

Tune



*



500(w) x 700(h) x 130mm(d)

TU50AL

£665.00

Compose



*



650(w) x 700(h) x 130mm(d)

CP65AL

£775.00

Fever



*



515(w) x 700(h) x 130mm(d)

AS251

£560.00

Touch



515(w) x 700(h) x 130mm(d)

AS252

£580.00

Recessible Cabinets

Extend Single



*



500(w) x 700(h) x 119mm(d)
49mm depth when recessed
fits recess 460(w) x 665mm(h)

EX50AL

£575.00

Extend Double



*



650(w) x 700(h) x 119mm(d)
49mm depth when recessed
fits recess 610(w) x 665mm(h)

EX65AL

£680.00

Extend Large Double



*



1000(w) x 700(h) x 119mm(d)
49mm depth when recessed
fits recess 960(w) x 665mm(h)

EX100AL

£810.00

Illusion



*



550(w) x 710(h) x 115mm(d)
47mm depth when recessed
fits recess 520(w) x 710mm(h)

AS241

£525.00

Transition



*



700(w) x 710(h) x 115mm(d)
47mm depth when recessed
fits recess 670(w) x 710mm(h)

AS242

£585.00

Perception



*



1000(w) x 710(h) x 115mm(d)
47mm depth when recessed
fits recess 970(w) x 710mm(h)

PE1000

£700.00

FEATURES



Touch Sensitive Controls



Heated Demister Pad



Infrared Sensor



Recharging Socket



LED Lighting



Recessible



Fluorescent Lighting



Soft Close Doors



Double Sided Doors



Slimline



IP44 Rated



Bluetooth

Recessible Cabinets

640mm Recessed Stud walls 75mm depth



External Dimensions
640(w) x 830(h) x 40mm(d)

Gloss white	SCHCAB675.GW
Gloss dark clay	SCHCAB675.GDC
Smoked walnut	SCHCAB675.SW
Gloss calico	SCHCAB675.GCA
Gloss mist	SCHCAB675.GMS
Gloss warm grey	SCHCAB675.GWG
Matt carbon	SCHCAB675.MCB
Matt light clay	SCHCAB675.MLC

£220.50

640mm Recessed Built-out walls 120mm depth



External Dimensions
640(w) x 830(h) x 40mm(d)

Gloss white	SCHCAB6120.GW
Gloss dark clay	SCHCAB6120.GDC
Smoked walnut	SCHCAB6120.SW
Gloss calico	SCHCAB6120.GCA
Gloss mist	SCHCAB6120.GMS
Gloss warm grey	SCHCAB6120.GWG
Matt carbon	SCHCAB6120.MCB
Matt light clay	SCHCAB6120.MLC

£276.00

1040mm Recessed Stud walls 75mm depth



External Dimensions
1040(w) x 830(h) x 40mm(d)

Gloss white	SCHCAB1075.GW
Gloss dark clay	SCHCAB1075.GDC
Smoked walnut	SCHCAB1075.SW
Gloss calico	SCHCAB1075.GCA
Gloss mist	SCHCAB1075.GMS
Gloss warm grey	SCHCAB1075.GWG
Matt carbon	SCHCAB1075.MCB
Matt light clay	SCHCAB1075.MLC

£276.00

1040mm Recessed Built-out walls 120mm depth



External Dimensions
1040(w) x 830(h) x 40mm(d)

Gloss white	SCHCAB10120.GW
Gloss dark clay	SCHCAB10120.GDC
Smoked walnut	SCHCAB10120.SW
Gloss calico	SCHCAB10120.GCA
Gloss mist	SCHCAB10120.GMS
Gloss warm grey	SCHCAB10120.GWG
Matt carbon	SCHCAB10120.MCB
Matt light clay	SCHCAB10120.MLC

£333.00

Aluminium Cabinets

Virtue



505(w) x 705(h) x 170mm(d)

Gloss white	VR50ALW
Light grey	VR50ALLG
Alpine elm	VR50ALAE
Charcoal elm	VR50ALCE
Light elm	VR50ALLE
Dark elm	VR50ALDE
Pale driftwood	VR50ALPD
Mali	VR50ALMA
Gloss dark clay	VR50ALGDC
Smoked walnut	VR50ALSW
Gloss calico	VR50ALGCA
Gloss mist	VR50ALGMS
Gloss warm grey	VR50ALGWG
Matt carbon	VR50ALMCB
Matt light clay	VR50ALMLC

£560.00

Visage



655(w) x 705(h) x 170mm(d)

Gloss white	VS65ALW
Light grey	VS65ALLG
Alpine elm	VS65ALAE
Charcoal elm	VS65ALCE
Light elm	VS65ALLE
Dark elm	VS65ALDE
Pale driftwood	VS65ALPD
Mali	VS65ALMA
Gloss dark clay	VS65ALGDC
Smoked walnut	VS65ALSW
Gloss calico	VS65ALGCA
Gloss mist	VS65ALGMS
Gloss warm grey	VS65ALGWG
Matt carbon	VS65ALMCB
Matt light clay	VS65ALMLC

£620.00



Infrared Sensor

The position of infrared sensor is indicated on each cabinet with this symbol

Important

When mounting cabinets with infrared sensors, the sensor must be at least 150mm from an adjacent wall or obstruction to ensure the sensor can function properly

CABINET RANGE SELECTOR

Aluminium Cabinets

Viper



405(w) x 605(h) x 170mm(d)

VI40AL £369.00

Vantage



505(w) x 705(h) x 170mm(d)

VA50AL £535.00

Venture



655(w) x 705(h) x 170mm(d)

VE65AL £580.00

Elevate



510(w) x 700(h) x 140mm(d)

AS231 £454.00

Latitude



710(w) x 700(h) x 140mm(d)

AS232 £510.00

Plateau



654(w) x 700(h) x 135mm(d)

Gloss white	AS515WIL
Aluminium	AS515ALIL
£520.00	

Summit



654(w) x 700(h) x 135mm(d)

Gloss white	AS515WIL
Aluminium	AS515ALIL
£545.00	

Equinox with Electrics



515(w) x 700(h) x 140mm(d)

AS515AL £455.00

Equinox without Electrics



515(w) x 700(h) x 140mm(d)

AS515ALP £258.00

Reference



315(w) x 1450(h) x 140mm(d)

AS315AL £455.00

Pinnacle



615(w) x 700(h) x 140mm(d)

AS615AL £535.00

Absolute



765(w) x 700(h) x 140mm(d)

AS767AL £665.00

FEATURES



Heated
Demister
Pad



Infrared
Sensor



Recharging
Socket



LED
Lighting



Recessible



Fluorescent
Lighting



Soft Close
Doors



Double
Sided Doors



Slimline



IP44 Rated



Bluetooth

Slim Depth Cabinets

Limit



450(w) x 700(h) x 100mm(d)

White	AS415W	£217.50
Aluminium	AS415ALSLP	£203.00
Black	AS415BL	£217.50

Refine with Electrics



615(w) x 700(h) x 100mm(d)

AS615ALSL	£468.00
-----------	---------

Refine without Electrics



615(w) x 700(h) x 100mm(d)

AS615ALSLP	£258.00
------------	---------

Wooden Cabinets

Phase with Electrics



500(w) x 700(h) x 120mm(d)

DN50WL	£373.00
--------	---------

Phase without Electrics



500(w) x 700(h) x 120mm(d)

DN50W	£255.00
-------	---------

Entity with Electrics



600(w) x 700(h) x 120mm(d)

DN60WL	£423.00
--------	---------

Entity without Electrics



600(w) x 700(h) x 120mm(d)

DN60W	£306.00
-------	---------

Signatures



600(w) x 750(h) x 160mm(d)

SGC6W	£192.00
-------	---------

Medicab



337(w) x 420(h) x 155mm(d)

MED340	£98.30
--------	--------



Infrared Sensor

The position of infrared sensor is indicated on each cabinet with this symbol

Important

When mounting cabinets with infrared sensors, the sensor must be at least 150mm from an adjacent wall or obstruction to ensure the sensor can function properly



Mirrors

Get ready in style in front of one of our striking mirrors.



MIRRORS

A Roper Rhodes illuminated mirror will really help to brighten up your bathroom. Take your pick from either integrated LED or fluorescent back lighting. All our mirrors are easy to install & many can be mounted landscape or portrait to suit your bathroom layout.



MIRROR FEATURES

When it comes to mirrors, Roper Rhodes really does have the fairest of them all. Our collection of illuminated mirrors are beautifully designed & come with a host of clever features such as **Bluetooth®** wireless technology or built-in DAB/FM radio & multi-media options, heated demister pads, recharging sockets & no touch infrared on/off switching.



INFRARED ON/OFF SWITCH

Most of our illuminated mirrors are turned on and off using a no touch infrared switch. See pages 70-72 for location of sensor for each mirror.

Important: Please remember, when mounting mirrors with infrared switches, the sensor must be at least 150mm from an adjacent wall or obstruction to ensure the switch can function properly.



LED LIGHTING

We use the latest LED technology in our newer mirrors to great effect. This not only looks stunning but provides a bright, practical task light with energy saving benefits.



HEATED DEMISTER PAD

Within two to three minutes the pad heats the mirror to a few degrees above room temperature, keeping the central area of the mirror clear.



RECHARGING SOCKETS

Many of our mirrors include a recharging socket, suitable for electric shavers and toothbrushes.



Bluetooth® WIRELESS TECHNOLOGY

Integrate music seamlessly into your bathroom with an LED illuminated mirror with **Bluetooth®** wireless technology.



IP44

All our illuminated mirrors comply with electrical equipment (safety) regulations and are IP44 rated, making them suitable for use within zone 2 of the bathroom environment.

FURTHER TECHNICAL INFORMATION

For further technical information on all Roper Rhodes mirrors, including fitting instructions and aftercare documents, visit www.roperrhodes.co.uk

MIRROR BUYING GUIDE

Use the table below to guide you around our mirror collection and hone in on the features which are important to you when selecting a new mirror for your bathroom.

		Illuminated	Heated Demister Pad	Music	Recharging Socket	Slim Depth/ Flush Fitting
Mirrors						
Forte	Page 44	●	●	●		
Encore	Page 46	●	●	●		
Beat	Page 47	●	●	●		
Audio-Image	Page 48	●	●	●		
Ultra Slim	Page 50	●	●			●
Intense	Page 52	●	●			●
Oracle	Page 52	●	●			●
Reveal	Page 52	●	●			●
Leap	Page 54	●	●		●	
Scheme	Page 55	●	●			
Precise	Page 56	●	●			
Trance	Page 57	●	●			
Renew	Page 58	●	●			
Aura	Page 59	●	●			
Induct	Page 60	●	●			
Peak	Page 61	●	●			
Pulse Plus	Page 62	●	●		●	
Flare	Page 63	●	●			
Atom	Page 63	●				
Affinity	Page 64	●	●			
Sense	Page 64	●	●			
Transcend	Page 65	●	●			
Status	Page 66	●	●		●	
Gamma	Page 66	●	●		●	
Corona	Page 67	●	●		●	
Apollo	Page 67	●				
Equator	Page 68	●	●			
Elle	Page 69					
Hannah	Page 69					
Level	Page 69					



MIRRORS WITH MUSIC

Listen to your music playlist or internet radio by pairing your smart phone or tablet to your mirror. It's so simple!



- Integrate music seamlessly into your bathroom using *Bluetooth*® wireless technology
- Play audio through the superior integrated stereo speakers
- Touch sensitive controls allow you to pair your smartphone, tablet or laptop to the mirror to play your music choices.
- Bright practical, energy saving LED lighting operated through touch sensitive controls
- Tapered body for floating appearance
- Can be hung portrait or landscape
- IP44 rated - for safe use in the bathroom

Forte Mirror
with *Bluetooth*® wireless technology
600(w) x 800(h) x 55mm(d)

FO80AL	£376.00
--------	---------





MIRRORS WITH MUSIC



- Integrate music seamlessly into your bathroom with an LED backlit mirror with *Bluetooth*® wireless technology
- Superior integrated stereo speakers
- Heated demister pad prevents mirror steaming up
- Touch sensitive controls allow you to pair your smartphone, tablet or laptop to the mirror to play and control your music choices.
- IP44 rated - for safe use in the bathroom

Encore Mirror

with *Bluetooth*® wireless technology
500(w) x 700(h) x 50mm(d)

MLE430	£341.00
--------	---------

Beat Mirror

with *Bluetooth*® wireless technology
800(w) x 600(h) x 50mm(d)

MLE420	£376.00
--------	---------





Beat mirror

MIRRORS WITH MUSIC

*The UK's first bathroom mirror featuring
DAB & FM Radio & multi-media inputs*



- The UK's first multi-media bathroom mirror featuring DAB & FM Radio
- Inputs for SD card, USB and portable media devices including cable
- Fully integrated digital display with scrolling text
- Illuminated touch sensitive controls
- Three aerial options (2 internal, 1 external)
- Heated demister pad prevents mirror steaming up
- Infrared on/off sensor controls for LED lighting
- High quality integrated stereo speakers
- Removable media device holder
- Time and date function
- IP44 rated - for safe use in the bathroom

Audio-Image DAB Radio Mirror


600(w) x 800(h) x 60mm(d) - 60 LEDs

MLE400

£496.00



Audio-Image multi media inputs



Audio-Image high quality integrated stereo speakers



ULTRA SLIM DEPTH MIRRORS

Our Ultra Slim Mirrors are the slimmest LED illuminated mirrors available. They come in 5 sizes to suit any bathroom & can even be tiled in for a flush fitting finish.



- Bright, practical, energy saving LED lighting
- Ultra slim design - can be fitted on standard bathroom walls for an overall depth of 17mm or tiled in for a flush fitting finish
- Flexible installation - can accommodate any thickness of tile or wall cladding
- Heated demister pad prevents mirror steaming up
- Infrared on/off sensor to operate lighting & heated demister pad
- Can be hung portrait or landscape
- IP44 rated – for safe use in the bathroom

Ultra Slim 700 Mirror

500(w) x 700(h) x 17mm(d) max

US70AL	£323.00
--------	---------

Ultra Slim 800 Mirror

600(w) x 800(h) x 17mm(d) max

US80AL	£355.00
--------	---------

Ultra Slim 900 Mirror

700(w) x 900(h) x 17mm(d) max

US90AL	£388.00
--------	---------

Ultra Slim 1000 Mirror

1000(w) x 500(h) x 17mm(d) max


US10AL	£409.00
--------	---------

Ultra Slim 1200 Mirror

1200(w) x 500(h) x 17mm(d) max

US12AL	£431.00
--------	---------





Ultra slim 800 mirror

SLIM DEPTH MIRRORS



Oracle mirror

- Bright, practical, energy saving LED lighting
- Heated demister pad prevents mirror steaming up
- Infrared on/off sensor to operate lighting and demister pad
- Slim design
- Can be hung portrait or landscape
- IP44 rated - for safe use in the bathroom

Intense Mirror

800(w) x 600(h) x 30mm(d)

MLE500	£333.00
--------	---------

Oracle Mirror

450(w) x 700(h) x 30mm(d)

MLE510	£306.00
--------	---------

Reveal Mirror

1200(w) x 500(h) x 30mm(d)

MLE520	£442.00
--------	---------



Reveal mirror



Intense mirror

ILLUMINATED MIRRORS

*Striking illuminated mirror
with useful recharging socket*



- Bright, practical, energy saving LED lighting
- Recharging socket, operated by rocker switch
- Heated demister pad - the pad heats the mirror a few degrees above room temperature within 2 to 3 minutes for a steam free bathroom mirror
- Infrared on/off sensor controls for lighting and demister pad
- Tapered body for floating appearance
- Can be hung portrait or landscape
- IP44 rated - for safe use in the bathroom

Leap Illuminated Mirror
600(w) x 800(h) x 55mm(d)

LE80AL	£366.00
--------	---------



ILLUMINATED MIRRORS

Mirror designs which will really boost your bathroom style available in 4 sizes



1200mm Scheme mirror



600mm Scheme mirror

- Bright, practical, energy saving LED lighting
- Heated demister pad prevents mirror steaming up
- Infrared on/off sensor to operate lighting & heated demister pad
- IP44 rated – for safe use in the bathroom

Scheme 600mm Mirror

600(w) x 470(h) x 47mm(d)

MLE530	£278.00
--------	---------

Scheme 800mm Mirror

800(w) x 470(h) x 47mm(d)

MLE540	£306.00
--------	---------

Scheme 1000mm Mirror

1000(w) x 470(h) x 47mm(d)

MLE550	£361.00
--------	---------

Scheme 1200mm Mirror

1200(w) x 470(h) x 47mm(d)

MLE560	£417.00
--------	---------

ILLUMINATED MIRRORS



- Bright, practical, energy saving LED lighting
- Heated demister pad prevents mirror steaming up
- Infrared on/off sensor to operate lighting and demister pad
- Can be hung portrait or landscape
- IP44 rated - for safe use in the bathroom

Precise Mirror 500(w) x 710(h) x 45mm(d)	
MLE470	£306.00

Trance Mirror 810(w) x 600(h) x 30mm(d)min / 54mm(d)max inc light	
MLE480	£333.00





Trance mirror

ILLUMINATED MIRRORS



Renew mirror



- Bright, practical, energy saving LED lighting
- Heated demister pad prevents mirror steaming up
- Infrared on/off sensor to operate lighting and demister pad
- Can be hung portrait or landscape (Aura)
- IP44 rated - for safe use in the bathroom

Renew Mirror	
530(w) x 800(h) x 30mm(d) min/116mm(d) max	
MLE490	£333.00

Aura Mirror	
500(w) x 700(h) x 90mm(d)	
MLE450	£345.00



Heated demister pad



Infrared on/off sensor



Aura mirror

ILLUMINATED MIRRORS



Induct mirror



- Bright, practical, energy saving LED lighting
- Heated demister pad prevents mirror steaming up
- Infrared on/off sensor to operate lighting and demister pad
- Mirrored sides
- IP44 rated - for safe use in the bathroom

Induct Mirror 520(w) x 730(h) x 40mm(d)min / 90mm(d)max inc light	
MLE440	£296.00

Peak Mirror 1200(w) x 550(h) x 40mm(d)min / 90mm(d)max inc light	
MLE460	£442.00



Heated demister pad



Infrared on/off sensor



ILLUMINATED MIRRORS

A starburst LED lighting effect can add a touch of glamour to your bathroom




- Heated demister pad prevents mirror steaming up[†]
- Infrared on/off sensor to operate lighting and demister pad[†]
- IP44 rocker switch to operate lighting (Atom)
- Recharging socket, operated by rocker switch (Pulse plus)
- Can be hung portrait or landscape (Pulse plus and Flare only)
- IP44 rated - for safe use in the bathroom

[†]Excludes Atom



Heated demister pads



Recharging socket



Infrared on/off sensor



Pulse Plus Mirror

600(w) x 800(h) x 50mm(d) - 60 LEDs

MLE310 **£342.00**

Flare Mirror

530(w) x 730(h) x 40mm(d) - 42 LEDs

MLE320 **£326.00**

Atom Mirror

450(w) x 600(h) x 40mm(d) - 26 LEDs

TR2002 **£139.50**



ILLUMINATED MIRRORS



Affinity Mirror

Affinity Mirror 1200(w) x 600(h) x 60mm(d)	
MLB340	£496.00

Sense Mirror 800(w) x 600(h) x 60mm(d)	
MLB330	£372.00

Transcend Mirror 1200(w) x 500(h) x 60mm(d)	
MLB320	£372.00

- Heated demister pad prevents mirror steaming up
- Infrared on/off sensor to operate lighting and demister pad
- Mirror frame (Affinity and Sense)
- Can be hung portrait or landscape
- IP44 rated - for safe use in the bathroom



Mitred corners



Portrait or landscape



Infrared on/off sensor



Sense Mirror



ILLUMINATED MIRRORS



- Heated demister pad prevents mirror steaming up[†]
- Recharging socket, operated by rocker switch[†]
- Infrared on/off sensor to operate lighting[†]
- Rocker switch to operate demister pad[†]
- IP44 rocker switch to operate lighting (Apollo)
- Tapered body (Status)
- Integrated glass shelf (Gamma)
- Magnifying mirror - 2x magnification (Corona)
- Can be hung portrait or landscape (Status)
- IP44 rated - for safe use in the bathroom

[†]Excludes Apollo



Status tapered body



Status Mirror

600(w) x 800(h) x 55mm(d)

MLB280 £349.00

Gamma Mirror

520(w) x 760(h) x 180mm(d)

MLB270 £383.00

Corona Mirror


600(w) x 800(h) x 50mm(d)

MLB300 £362.00

Apollo Mirror

450(w) x 700(h) x 40mm(d)

TR2001 £139.50



Recharging socket



Infrared on/off sensor



ILLUMINATED MIRRORS



- Heated demister pad prevents mirror steaming up
- Infrared on/off sensor to operate lighting and demister pad
- Ambient lighting effect
- Can be hung portrait or landscape
- IP44 rated - for safe use in the bathroom

Equator Mirror

600(w) x 800(h) x 45mm(d)

MLB260

£324.00

NON ILLUMINATED MIRRORS



Elle Bevelled Mirror

405(w) x 595mm(h)

Can be hung portrait or landscape

MPS403

£74.90



Hannah Bevelled Mirror

420(w) x 800mm(h)

Can be hung portrait or landscape

MPS402

£85.50



Level Bevelled Mirror

495(w) x 710mm(h)

Can be hung portrait or landscape

MPS401

£102.50

MIRROR RANGE SELECTOR

Mirrors with Music

Forte



600(w) x 800(h) x 55mm(d)

FO80AL £376.00

Beat



800(w) x 600(h) x 50mm(d)

MLE420 £376.00

Encore



500(w) x 700(h) x 50mm(d)

MLE430 £341.00

Audio-Image



600(w) x 800(h) x 60(d)

MLE400 £496.00

Ultra Slim Depth Mirrors

Ultra Slim 700



500(w) x 700(h) x 17mm(d)

US70AL £323.00

Ultra Slim 800



600(w) x 800(h) x 17mm(d)

US80AL £355.00

Ultra Slim 900



900(w) x 700(h) x 17mm(d)

US90AL £388.00

Ultra Slim 1000



1000(w) x 500(h) x 17mm(d)

US10AL £409.00

Slim Depth Mirrors

Ultra Slim 1200



1200(w) x 500(h) x 17mm(d)

US12AL £431.00

Oracle



450(w) x 700(h) x 30mm(d)

MLE510 £306.00

Intense



600(w) x 800(h) x 30mm(d)

MLE500 £333.00

Reveal



1200(w) x 500(h) x 30mm(d)

MLE520 £442.00

Illuminated Mirrors

Leap



600(w) x 800(h) x 55mm(d)

LE80AL £366.00

Scheme 600



600(w) x 470(h) x 47mm(d)

MLE530 £278.00

Scheme 800



800(w) x 470(h) x 47mm(d)

MLE540 £306.00

Scheme 1000




1000(w) x 470(h) x 47mm(d)

MLE550 £361.00

Illuminated Mirrors

Scheme 1200



1200(w) x 470(h) x 47mm(d)

MLE560

£417.00

Precise



500(w) x 710(h) x 45mm(d)

MLE470

£306.00

Trance



810(w) x 600(h) x 54mm(d)

MLE480

£333.00

Renew



530(w) x 800(h) x 116mm(d)

MLE490

£333.00

Aura



500(w) x 700(h) x 90mm(d)

MLE450

£345.00

Induct



520(w) x 730(h) x 90mm(d)

MLE440

£296.00

Peak



1200(w) x 550(h) x 90mm(d)

MLE460

£442.00

Pulse Plus



600(w) x 800(h) x 50mm(d)

MLE310

£342.00

Flare



530(w) x 730(h) x 40mm(d)

MLE320

£326.00

Atom



450(w) x 600(h) x 40mm(d)

Rocker switch located on bottom right

TR2002

£139.50

FEATURES



DAB
Radio



FM
Radio



Multi Media
Input



Touch Sensitive
Controls



Digital
Clock



Heated
Demister
Pad



Infrared
Sensor



Recharging
Socket



LED
Lighting



Fluorescent
Lighting



Tapered
Body



Landscape
or Portrait



IP44
Rated



Infrared Sensor

The position of infrared sensor is indicated on each cabinet with this symbol

Important

When mounting mirrors with infrared sensors, the sensor must be at least 150mm from an adjacent wall or obstruction to ensure the sensor can function properly

Illuminated Mirrors

Transcend



1200(w) x 500(h) x 60mm(d)

MLB320

£372.00

Affinity



1200(w) x 600(h) x 60mm(d)

MLB340

£496.00

Sense



800(w) x 600(h) x 60mm(d)

MLB330

£372.00

Status



600(w) x 800(h) x 55mm(d)

MLB280

£349.00

Gamma



520(w) x 760(h) x 180mm(d)

MLB270

£383.00

Corona



600(w) x 800(h) x 50mm(d)

MLB300

£362.00

Apollo



450(w) x 700(h) x 40mm(d)
Rocker switch located on bottom right

TR2001

£139.50

Equator



600(w) x 800(h) x 45mm(d)

MLB260

£324.00

Non Illuminated Mirrors

Elle



405(w) x 595mm(h)

MPS403

£74.90

Hannah



420(w) x 800mm(h)

MPS402

£85.50

Level



495(w) x 710mm(h)

MPS401

£102.50

FEATURES



Recharging
Socket



Heated
Demister
Pad



Infrared
Sensor



Fluorescent
Lighting



Ambient
Lighting



Landscape
or Portrait



Magnifying
Mirror



Tapered
Body



IP44
Rated



Infrared Sensor

The position of infrared sensor is indicated on each cabinet with this symbol

Important

When mounting mirrors with infrared sensors, the sensor must be at least 150mm from an adjacent wall or obstruction to ensure the sensor can function properly



TECHNICAL INFORMATION

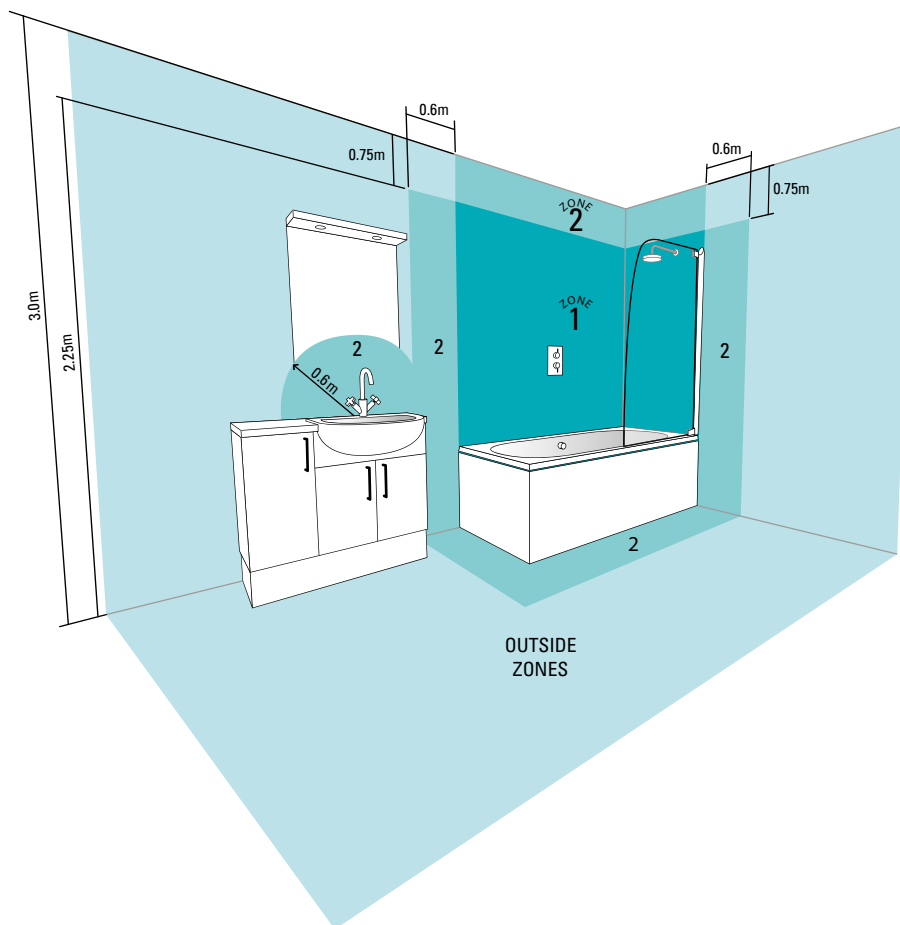
Safety zones and electrical information for your bathroom

ZONES FOR ELECTRICAL EQUIPMENT IN CLOSE PROXIMITY TO BATH AND SHOWERS

Roper Rhodes illuminated mirrors and aluminium cabinets have been independently tested for compliance with electrical equipment (safety) regulations. All illuminated mirrors and illuminated aluminium cabinets are IP44 water resistance rated and are suitable for use in zone 2 and outside zones in the bathroom.

IMPORTANT NOTES

Illuminated mirrors and cabinets must be mounted so that the sensor switch is a minimum of 150mm from an adjacent wall or obstruction to ensure function of the sensor switch.



ZONE 1

Electrical fittings in this zone require separated extra low voltage and a minimum rating of IP44 (splash-proof).

ZONE 2

Electrical fittings in this zone require a minimum rating of IP44 (splash-proof).

OUTSIDE ZONES

Electrical fittings in this zone require a minimum rating of IP20.

CUSTOMER SERVICE & AFTERCARE

As one of the UK's largest suppliers of bathroom products we set very high standards in design, manufacture and service. We also invest heavily in product improvement and innovation. By choosing Roper Rhodes, you can be confident that your product is of unrivalled quality.

REPLACEMENT PARTS

We carry extensive stocks of replacement parts and are normally able to dispatch spares within 24 hours of your request. Attention is drawn to the policy of replacing any damaged part with a spare part where possible. Complete exchanges will only be made if damage is extensive.

PRODUCT SPECIFICATION

Roper Rhodes Ltd reserves the right to amend the specification of its products at any time if an opportunity to improve the product occurs. All dimensions are approximate and are quoted within reasonable tolerances.

For more product information visit our website www.roperrhodes.co.uk where you can watch product videos and view more detailed information on Roper Rhodes cabinets and mirrors as well as the rest of our bathroom product range.

PRICING

All prices quoted are inclusive of Value Added Tax, which will be charged at the rate applicable on the date your product is despatched. The prices charged will be those ruling at the date of despatch and Roper Rhodes cannot be held responsible for any errors or omissions in this brochure.

HOW TO CONTACT US...

If you need to contact us, our experienced in-house customer service team has a wealth of knowledge about our products.

01225 303 900

sales@roperrhodes.co.uk

Monday to Thursday - 9:00am - 5:30pm

Friday - 9:00am - 5:00pm

BATHROOM BOOK

The Roper Rhodes Bathroom Book encompasses a number of other essential bathroom products including furniture, sanitaryware, showers, taps and accessories.

Please ask your retailer for further details and a copy of the brochure, or visit the Roper Rhodes website to download a PDF version.

www.roperrhodes.co.uk/brochures



WEBSITE

For more product information visit our website where you can watch product videos and view more detailed information on Roper Rhodes cabinets and mirrors as well as the rest of our bathroom product range.

www.roperrhodes.co.uk



Acknowledgements

Viewpoint photography - www.viewpoint-photography.co.uk - 01761 420841

Porcelanosa - www.porcelanosa.co.uk - 0800 915 4000

Mandarin Stone - www.mandarinstone.com - 01600 715 444

Harvey Maria Flooring - www.harveymaria.co.uk - 0845 6801231

Orac Décor - www.oracdecor.com - 01483 271211

