

eyedia™ multi-purpose solution

Description

eyedia multi-purpose solution is a sterile, isotonic, buffered aqueous solution that contains sorbitol, tris (hydroxymethyl) aminomethane, tyloxapol and ethylenedinitrilotetraacetic acid disodium salt dihydrate, preserved in 0.00011% polyhexamethylene biguanide.

Indications

eyedia multi-purpose solution is intended to be used for all soft contact lenses, including silicone hydrogel contact lenses, as recommended by your eye care practitioner.

Contraindications

If you are allergic to any ingredient in this product, DO NOT USE.

Directions for use

1. To open the bottle for the first time, screw in the cap until the tamper evident ring breaks off. The cone pin inside the cap will puncture the bottle tip.
Note: The cone pin will also reseal the bottle.

Rub and Rinse Time

- Place 3 drops of **eyedia multi-purpose solution** on each side of the lens surface and gently rub for 10 seconds.
- Thoroughly rinse each side of the lens for 5 seconds with **eyedia multi-purpose solution**.

Soaking and Storing Lens

- Place cleaned contact lenses into the lens case and fill it up with fresh **eyedia multi-purpose solution**. Always use fresh solution.
- Allow the lenses to be soaked for at least 6 hours before placing them onto the eyes.

Rinse

- Rinse each side of the lens for 5 seconds with **eyedia multi-purpose solution** prior to insertion.
- Discard the solution from the lens case after each use.

General Instructions

- Always wash and dry your hands before handling your lenses.
- Use only the solutions recommended by your eye care practitioner. Seek advice from your eye care practitioner before making any changes to your care regimen to ensure compatibility with lenses.

Warnings

- Problems with contact lenses and lens care products could result in serious injury to the eye. It is essential to follow your eye care practitioner's directions and all labeling instructions for proper use of your lenses and lens care products, including the lens case.

Adverse Reactions

- If you experience eye discomfort, excessive tearing, vision changes, or redness of the eye, immediately remove your lenses and promptly contact your eye care practitioner. It is recommended that contact lens wearers to visit their eye care practitioner twice each year, or if directed, more frequently.

Important Safety Information

- Always follow the product directions for use – failure to do so may lead to vision loss.
- To avoid contamination, do not touch the tip of **eyedia multi-purpose solution** bottle to any surface.
- To avoid contaminating your solution, do not transfer, mix or dilute the solution to other bottles or containers.
- Do not use with heat (thermal) disinfection.

Precautions

- Keep the bottle tightly closed when not in use.
- Once the bottle is open, discard any remaining solution after 90 days.
- Store solution at room temperature.
- Use before the expiration date marked on the carton and bottle.
- Check that cap seal is intact before first use.
- Keep out of reach of children.

Lens and lens case care

- Saline or rewetting drops are not suitable to disinfect lenses.
- Fill your lens case with fresh solution every time you store your lenses, and never “top-off” or “re-use” the solution.
- You should not expose or store your lenses in or rinse your lens case with any water, such as tap, bottled, or distilled, or with any non-sterile solution.
- Clean, rinse and air-dry your lens case each time you remove your lenses. To allow excess solution to drain, you can flip over your lens case while air-drying.
- Do not use tap water, bottled water or saliva with lenses or lens case.
- Always discard any remaining solution in your lens case after each disinfection cycle.

How supplied









eyedia multi-purpose solution is supplied in sterile 100 mL, 120 mL, 230 mL and 360 mL plastic bottles. The bottles and cartons are marked with lot number and expiration date.

STERILE | A

PACKAGE INSERT

Symbol Reference Guide

The following symbols may appear on the label or carton:

Symbol	Definition
	Sterile using aseptic processing techniques
	See product information
	Manufacturer
	European conformity sign
	Authorization Representative in European Community
	Use by date (Expiry date)
	Batch code
	Date of manufacture