


Sonion Sound Damper Model SSD



Features

- Can be placed in a tube for damping the acoustical output of a receiver
- ABS housing
- Housing Color identifies the acoustic resistance
- Rounded corners assures easy mounting in tube

Contents

1. History Revision.....	3
2. Mechanical Specifications.....	4
3. Acoustical Specifications.....	4
4. Material Specifications.....	4
5. Environmental Conditions.....	4
6. Mechanical Dimensions.....	5
7. SSD Tool.....	5
8. Packaging.....	5
9. Product Specification Form.....	6

Sonion reserves the right to make changes at any time to improve reliability, function or design, in order to provide the best product possible.

1. History Revision

Revision Number/Date	Change from last revision
01 / May 06	1 st revision.
02 / Sep 06	Dimensions corrected. Allowed forces corrected. Item numbers added.
03 / Oct 06	Allowed forces corrected.
04 / Mar 07	Acoustic resistance tolerance changed to 25 %
05 / Mar 07	Material changed from PP to ABS. Durability increased to 6 N. SSD 03 added.
06 / May 07	SSD 04, SSD 05, SSD 06, and SSD 07 added.
07 / Oct 07	Hydrophobic mesh removed. White screen color added
MT1026.G (07/08)	No technical updates
MT1026.H (11/08)	Dimensions drawing updated
MT1026.I (02/09)	SSD tool added
008/JUL-22-2009	No technical updates
009/MAY-27-2010	Screen material corrected to PET. Operational humidity and temperature removed
010/2014-01-10	Updated design and new RoHS logo directive (2011/65/EU)
011/2015-04-16	SSD 10 and SSD 11 with diameter 1.83 added
012/2015-05-12	Added: Acoustical Resistance is measured at 100 Hz
013/2015-09-15	Added SSD 12 Black

2. Mechanical Specifications

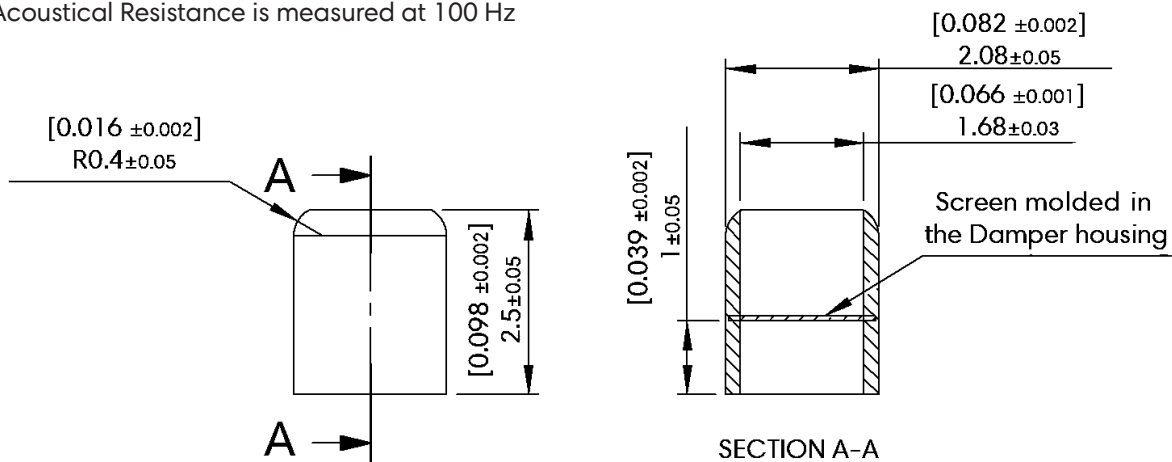
Durability	
Allowed radial force	Max. 6 N
Allowed axial force	Max. 25 N

3. Acoustical Specifications and Mechanical Dimensions

Type	Color	Acoustic Resistance			Unit, Rac	Dia	Item number
		Min.	Nom.	Max.			
SSD 01	White	510	680	850	Ohm	2.08	9910-3013392
SSD 02	Green	1125	1500	1875	Ohm	2.08	9910-3013393
SSD 03	Red	1650	2200	2750	Ohm	2.08	9910-3015351
SSD 04	Gray	240	320	400	Ohm	2.08	9910-3015657
SSD 05	Brown	750	1000	1250	Ohm	2.08	9910-3015658
SSD 06	Orange	2475	3300	4125	Ohm	2.08	9910-3015659
SSD 07	Yellow	3525	4700	5875	Ohm	2.08	9910-3015660
SSD 12	Black	168	225	281	Ohm	2.08	9910-3111530

Other resistances available upon request

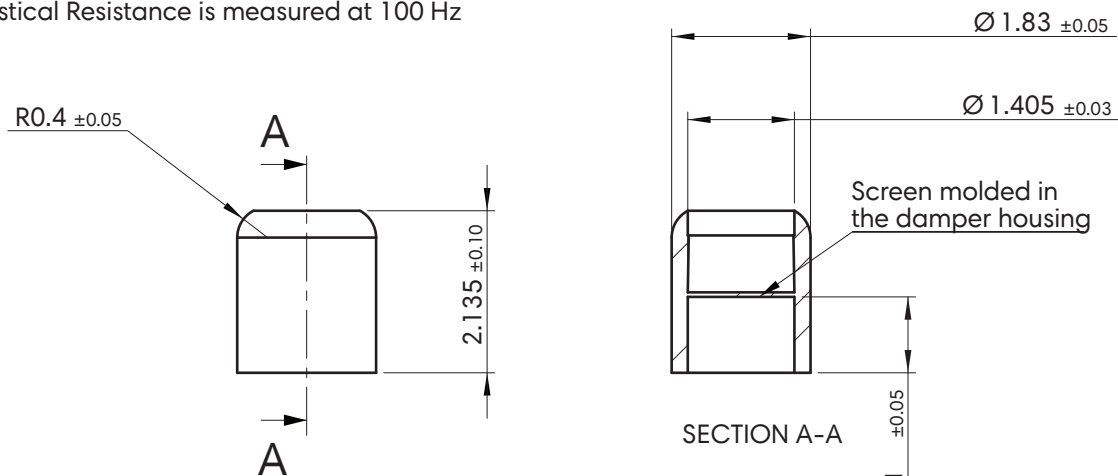
Acoustical Resistance is measured at 100 Hz



Type	Color	Acoustic Resistance			Unit, Rac	Dia	Item number
		Min.	Nom.	Max.			
SSD 10	White	510	680	850	Ohm	1.83	9912-3024982
SSD 11	Gray	1125	1500	1875	Ohm	1.83	9912-3024984

Other resistances available upon request

Acoustical Resistance is measured at 100 Hz



Note:

The standard measurement tolerance on the drawings is ± 0.05 mm/[0.002"].

Tolerances which differ from this value will be indicated on the drawings.

4. Material Specifications

All materials comply with RoHS directive (2011/65/EU)

Housing	ABS
Screen	PET, black or white

5. Environmental Conditions

Storage temperature	-40 to + 60°
Storage humidity	10 to 95% RH

6. SSD Tool

The SSD tool is used for mounting and dismounting the SSD (type 01-07). The 'On' tip has 2 mm indications for depth measurements. The 'Off' tip has a thread for holding the SSD securely while extracting it



Item number: 9911-3020065

7. Packaging

Packaging	Bulk
Box dimension (l*w*h)	117 mm*105 mm*13 mm
Pieces per box	100, -0%, +5%

8. Product Specification Form

Name _____

Company _____

Customer Part No. _____

Parameters	Look at Page	Enter your choices	Guidelines
Model	4		SSD 01, SSD 02, SSD 03, SSD 04, SSD 05, SSD 06, SSD 07, SSD 10 or SSD 11

SSD Tool for type 01-07 is ordered and delivered separately

Item number: 9911-3020065