



HASTINGS[®]
Piston Rings



2019 Master Catalog
Americas





HASTINGS PISTON RINGS. MADE FOR THE WORLD.

Since 1915, Hastings Manufacturing Company has been a world power in piston ring engineering and manufacturing. With the most comprehensive line of piston rings available today, Hastings has piston rings for virtually every engine type – car, truck, motorcycle, lawn & garden, compressor, marine, agriculture and performance racing. In service to OEMs worldwide, Hastings designs and manufactures piston rings for the world's most recognizable and trusted brands.

At Hastings, we only manufacture piston rings – and for good reason. We believe that manufacturing the best product takes a singular and constant focus. This keeps us focused on what we do best: delivering ultimate confidence for customers around the globe. Hastings delivers what the world wants in piston rings: precision, performance, and confidence, no matter the engine or application. If it has an internal combustion engine, it will run better and longer with Hastings Piston Rings.

INDEX

Acura	60-61	Dodge Trucks	117-126
Alfa Romeo	61-62	Fairbanks	126
Allis Chalmers	62-64	Ferguson Fiat	126-127
American Motors	64-68		127-132
Audi	69-73	Ford Motors	133-147
Austin Rover	73	Ford Trucks	148-162
Bendix	74	Ford British	162-163
Bmw	75-77	Ford European	163-167
Briggs & Stratton	77-78	Ford-Industrial	167-170
Bsa	78	Ford - Tractors	170-171
Buda	79-80	Ford-Performance	171-174
Case-Combines	81-82	Ford-Performance Claimer	174
Case-Engines	82-83	General Motors- Cars	175-200
Case-Tractors	83-84	General Motors-Trucks	200-218
Case-Tractors Increased Bore	84-85	General Motors-Performance General	218-224
Caterpillar	85-86	Motors-Performance Claimer Harley-	224-225
Checker	86-88	Davidson	225-229
Chrysler-Cars	88-98	Hercules	229-231
Chrysler-Antique	98-100	Honda	231-235
Chrysler-Performance	100-103	Honda-Racing	235
Chrysler-Performance Claimer	103-104	Honda-Stationary	235
Chrysler-Industrial Chrysler-	104-106	Hyundai	235-239
Marine	107-110	Infiniti	239-240
Chrysler-Australia	110-111	International-Balers	240
Citroen	111-113	International-Combines	241-242
Continental	113-114	International-Construction & Industrial	242
Cummins	115	International-Engines & Power Units	242-244
Daewoo	116	International-Tractors	244-246
Daihatsu	116-117		

International-Tractors Increase Bore	247-249	Opel	312-317
International-Trucks & Engines	249-251	Packard	318
Isuzu	251-255	Palmer	319-320
Iveco	255	Perkins	320
Jaguar	256	Peugeot	320-325
Jeep	256-265	Porsche	325
John Deere-Combines	266	Renault	325-329
John Deere-Engine & Power Units	266-267	Rover	329-331
John Deere-Tractors	267-269	Saab	331-332
Kermath	270	Seat	332-333
Kia	270-273	Skoda	333-334
Kohler	273	Smart	334
Lada	273-274	Ssangyong	334
Le Roi	274-275	Studebaker	334-336
Lexus	275-276	Subaru	336-338
M.G.	276	Suzuki	338-340
Massey-Ferguson-Balers, Reapers & Threshers	277	Tata	340
Massey-Ferguson-Combines	277-279	Toyota	341-352
Massey-Ferguson- Tractors	279-280	Triumph	352
Massey-Ferguson- Increased Bore	280-281	Triumph-Motorcycle	353
Mazda	281-288	Vauxhall	353-354
Mercedes-Benz	289-292	Vm Motori	355
Mercuriser	293	Volkswagen	355-363
Midland- Compressors	293	Volvo	363-365
Minneapolis-Moline - White Motors	293-294	Waukesha	365-366
Mitsubishi	294-300	Wisconsin	366-367
Nissan	300-310	Numerical Index	368-414
Oliver-White Motors	310-311		
Oliver-White Motors Increased Bore	311-312		
Onan	312		

HOW TO USE THIS CATALOG

ICON DESCRIPTIONS

We've updated our applications header to make page viewing simpler and easier. Below is a legend that describes each icon.

YEAR	CC	CID	LITER	CYL	ENGINE	MODEL	BORE	GRV	RING TYPE	HAST SET	CYL SET	SIZE
1986-89	1590		1.6 L	4	D16A1	Integra	75.00	1.20 1.50 2.80	398 BF CR S 435 SCR P PC GI 859 FV CR 732 FV CR	2C4640 2C4640010 2C4640020 2C4640030 2C4640040 2C4640060	4	STD 0.25 0.50 0.75 1.00 1.50
YEAR	DISPLACEMENT Cubic Centimeters		LITERS	NO OF CYL IN ENGINE	ENGINE	MODEL	BORE	HEIGHT	TYPE & DESCRIPTION	PART NUMBER	NO OF CYL IN RING SET	SIZE
	DISPLACEMENT Cubic Inches											



PISTON RING PREFIXES

No Prefix Cast Iron Compression Rings
Cast Iron or Chrome Oil Rings

2C Prefix Chrome Top Compression Rings
Chrome Oil Rings

2M Prefix Moly Top Compression Rings
Chrome Oil Rings

2D Prefix Have various ring face coatings
and materials that are suitable for
modern diesel engine designs

2N Prefix Contains Nitride components
(top ring and/or 3 pc oil rings)

CODING AND MATERIAL ABBREVIATIONS

1PCO	1PIECE OIL	PVD GN	PVD NITRIDE
2PCO	2 PIECE OIL	PC	PHOSPHATE COATED
FV FLEX-VENT®	3 PIECE FLEX VENT	PM.....	PLASMA MOLY
BF.....	BARREL FACE	RVT	REVERSE TORSIONAL
CC	CERAMIC CHROME	RVT BF	REVERSE TORSIONAL BARREL FACE
CR	CHROME	SCRP	SCRAPER
CHR.....	CHROME RAIL	SCRP TF	SCRAPER TAPER FACE
CI.....	CARBIDIC IRON	SS.....	STAINLESS STEEL
CF	CONFORMATIC	S.....	STEEL
CF KST	CONFORMATIC KEYSTONE	SN	STEEL NITRIDE
DI.....	DUCTILE IRON	ST.....	STRAIGHT FACE
FKST	FULL KEYSTONE	TF	TAPER FACE
GI.....	GREY IRON	TFN	TAPER FACE NAPIER
GL	GROOVE LOCK SPACER	TFN CI.....	TAPER FACE NAPIER CARBIDIC IRON
HKST.....	HALF KEYSTONE	T	TORSIONAL
DI.....	HIGH TENSIL	TBF.....	TORSIONAL BARREL FACE
KYS	KEY STONE	TTF.....	TORSIONAL TAPER FACE
N.....	NAPIER	3CR.....	TRIPLE CHROME
GN.....	NITRIDE		

*Hastings Engineering Department reserves the right
to change set contents between catalog publications.*

ENGINE BUILDING AND RING INSTALLATION

IMPORTANT ASPECTS OF ENGINE REBUILDING

- Lack of engine cleanliness
- Rough/imperfect bore entrance chamfers
- Burr on bottom of bore
- Poor cylinder bore finish
- Spiraling rings manually onto piston
- Excessive spreading rings manually onto piston
- Not using/improper use of ring compressor
- Piston damage – dents, groove damage

MANY THINGS ARE NOT REBUILDERS' FAULT

- Computers (bad calibration)
- Sensors (bad sensor)
- EGR valve (too much exhaust)
- Intake manifold (debris, leakage, runs hot)



THINGS TO REMEMBER DURING RING INSTALLATION

- Insert rings squarely into the bore and measure end gap with feeler gauge
- Adjust gap if needed by filing both sides of gap equally
- Use ring expander tool to install rings on piston, so as not to deform ring—do not spiral on rings
- Install directional rings with the dot up (otherwise oil pumping may occur)
- Install 2.0mm 3-piece oil ring with expander points up to avoid catching in drain-back hole/slot in oil groove bottom
- Stagger location of end gaps on each ring 180 degrees apart
- Clean bores with hot soapy water and scrub brush; wipe with clean white rag to check for any residue
- Lightly oil cylinder walls and rings with regular non-synthetic motor oil
- Properly tighten ring compressor so rings don't catch on edge of cylinder or pop out in bore (don't force piston if it is hung up)
- Typical engine break-in: use conventional motor oil—change oil after first 3,000 miles/ 4,828 kilometers. Use only synthetic motor oil if originally specified by manufacturer

PISTON RING INSTALLER

This handy ring install tool is inexpensive and easy to use. Just insert the ring ends in wedge jaws, expand ring gently, and slip into groove. Also ideal for removing rings easily, without damage.



SIZE CONVERSIONS

MULTIPLY	BY	TO OBTAIN
Inches	25.4	Millimeters
Millimeters	.03937	Inches
Cubic Inches	16.38716	Cubic Centimeters
Liters	61.023	Cubic Inches

COMMON INCH OVER/UNDERSIZES CONVERTED TO MILLIMETERS

DECIMAL INCHES	MILLIMETERS	DECIMAL INCHES	MILLIMETERS
.001	0.0254	.020	0.5080
.002	0.0508	.030	0.7620
.003	0.0762	.040	1.0160
.005	0.1270	.050	1.2700
.010	0.2540	.060	1.5240

COMMON MILLIMETER OVER/UNDERSIZES CONVERTED TO INCHES

MILLIMETERS	DECIMAL INCHES	MILLIMETERS	DECIMAL INCHES
0.0250	.0010	0.8000	.0315
0.0500	.0020	1.0000	.0394
0.2500	.0098	1.2500	.0492
0.3000	.0118	1.5000	.0591
0.5000	.0197	2.0000	.0787
0.7500	.0295		

RING WIDTH CONVERSION CHART

DECIMAL INCHES	MILLIMETERS	FRACTION
.0390	1.00	
.0469	1.20	3/64"
.0570	1.45	
.0590	1.50	
.0625	1.59	1/16"
.0690	1.75	
.0710	1.80	
.0770	1.95	
.0781	1.98	5/64"
.0787	2.00	
.0880	2.20	
.0890	2.25	
.0900	2.30	
.0937	2.38	3/32"
.0950	2.40	
.0980	2.50	
.1100	2.80	
.1180	3.00	
.1210	3.07	
.1230	3.12	
.1250	3.18	1/8"
.1280	3.25	
.1350	3.43	
.1380	3.50	
.1406	3.57	9/64"
.1560	3.97	5/32"
.1570	3.98	
.1575	4.00	
.1770	4.50	
.1875	4.75	3/16"
.1970	5.00	
.2187	5.50	
.2190	5.56	7/32"
.2360	6.00	
.2500	6.35	1/4"
.2560	6.50	
.3125	7.94	5/16"
.3750	9.53	3/8"






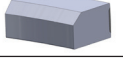
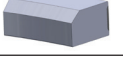








PISTON RING TYPES

GV_TYP	TYPE	PROFILE	G1_COAT	G1_MATL	
406, 407	LCR	NAPIER HI TENSILE	PHOSPHATE	DUCTILE IRON	
242	UCR	REV TORSIONAL BARREL FACE	CHROME	DUCTILE IRON	
123	LCR	REV TORSIONAL HI TENSILE	PHOSPHATE	DUCTILE IRON	
223	LCR	REVERSE TORSIONAL	CHROME	DUCTILE IRON	
349	LCR	REVERSE TORSIONAL	CHROME	GREY IRON	
209, 214	LCR	REVERSE TORSIONAL	PHOSPHATE	DUCTILE IRON	
126, 130, 610	LCR	REVERSE TORSIONAL	PHOSPHATE	GREY IRON	
352	LCR	REVERSE TORSIONAL	TRIPLE CHROME	GREY IRON	
401, 435	LCR	SCRAPER	PHOSPHATE	GREY IRON	
210, 234	LCR	SCRAPER TAPER FACE	PHOSPHATE	DUCTILE IRON	
236	LCR	TAPER FACE	CHROME	DUCTILE IRON	
206, 218	LCR	TAPER FACE	PHOSPHATE	DUCTILE IRON	
202, 229	LCR	TORSIONAL TAPER FACE	PHOSPHATE	DUCTILE IRON	
501, 520	OCR	1 PC.	PHOSPHATE	GREY IRON	
502	OCR	1 PC. HI TENSIL	PHOSPHATE	DUCTILE IRON	
672, 708	OCR	3PC. FLEX-VENT	NITRIDE	STEEL RAIL/ STAINLESS EXP	
579	OCR	CONFORMAT F KSTON 5 DEG	CHROME	GREY IRON	
553, 565, 881	OCR	2PC. CONFORMATIC	PHOSPHATE	COILED SPRING	
5, 9, 46, 52, 54, 55, 56, 57, 58, 59, 85, 533, 541, 621, 622, 635, 710, 728, 732, 856, 858, 859, 860, 861, 869, 870, 871, 872, 874, 934, 935, 981, 985, 986, 989, 990, 991, 993, 995, 996, 997, 999	OCR	3PC. FLEX-VENT	CHROME RAIL	STEEL RAIL/ STAINLESS EXP	

GV_TYP	TYPE	PROFILE	G1_COAT	G1_MATL	
501, 502	OCR	2PC. CONFORMATIC	INNER SPRING	SPACER SPRING	
204	OCR	CONFORMATIC	CHROME	DUCTILE IRON	
248	OCR	CONFORMATIC	CHROME	HT IRON	
203	OCR	CONFORMATIC	NITRIDED	STAINLESS STEEL	
200	OCR	CONFORMATIC	PHOSPHATE	GREY IRON	
239, 378	UCR	BARREL FACE	CERAMIC CHROME	DUCTILE IRON	
205, 217, 226, 376	UCR	BARREL FACE	CHROME	DUCTILE IRON	
398	UCR	BARREL FACE	CHROME	STEEL	
363	UCR	BARRELL FACE	CHROME	GREY IRON	
362	UCR	BARRELL FACE	TRIPLE CHROME	GREY IRON	
25	UCR	BARREL FACE	PHOSPHATE	DUCTILE IRON	
32, 252	UCR	BARREL FACE	PHOSPHATE	GREY IRON	
219, 231, 334, 337	UCR	BARREL FACE	PLASMA MOLY	DUCTILE IRON	
327	UCR	BARREL FACE	PLASMA MOLY	GREY IRON	
397	UCR	BARREL FACE	PLASMA MOLY	STEEL	
201, 322	UCR	BARREL FACE	NITRIDE	STAINLESS STEEL	
225	UCR	FULL KEY STONE 15 DEG BARREL FACE	CHROME	DUCTILE IRON	
224, 233	UCR	FULL KEY STONE 15 DEG BARREL FACE	PLASMA MOLY	DUCTILE IRON	
221	UCR	FULL KEY STONE 15DEG BARREL FACE	CERAMIC CHROME	DUCTILE IRON	
213	UCR	FULL KEY STONE 6 DEG BARREL FACE	CERAMIC CHROME	DUCTILE IRON	
227, 238	UCR	FULL KEY STONE 6 DEG BARREL FACE	CHROME	DUCTILE IRON	

PISTON RING TYPES (continued)

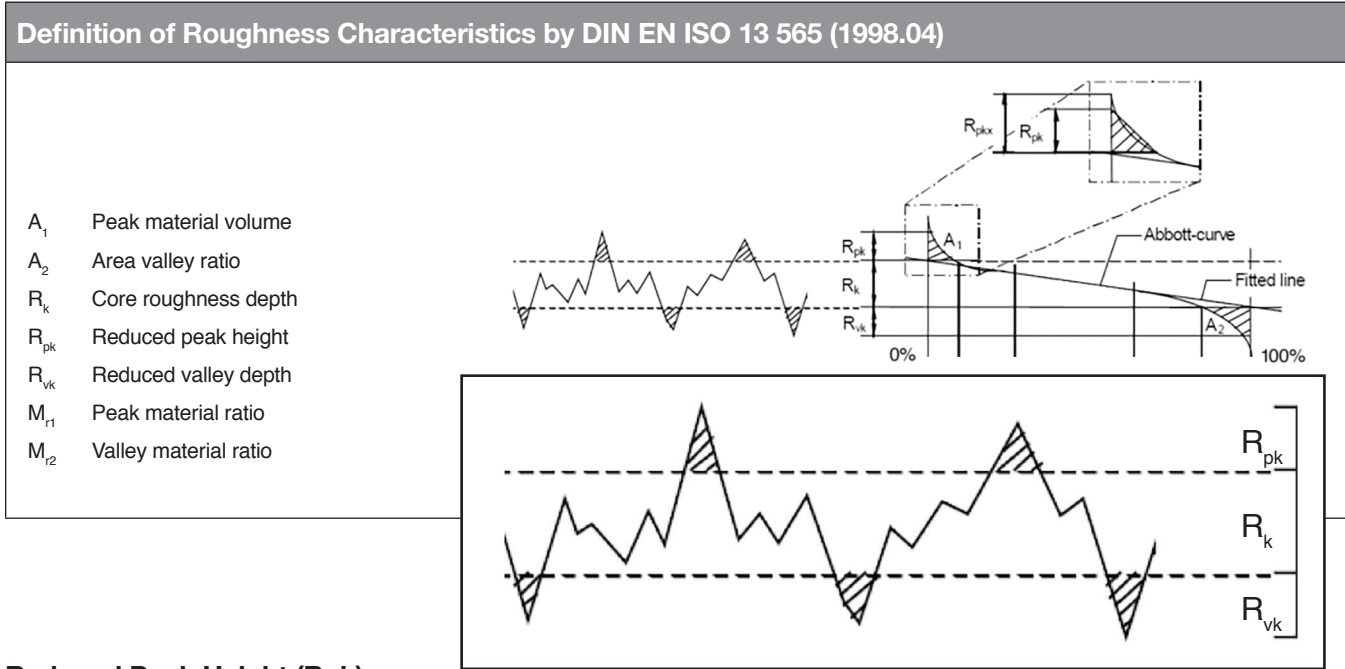
GV_TYP	TYPE	PROFILE	G1_COAT	G1_MATL	
240	UCR	FULL KEY STONE 6 DEG TORS BBL F	CERAMIC CHROME	DUCTILE IRON	
222	UCR	FULL KEY STONE 6DEG BARREL FACE	CERAMIC CHROME	DUCTILE IRON	
208, 241	UCR	FULL KEY STONE 7 DEG BARREL FACE	CERAMIC CHROME	DUCTILE IRON	
170	LCR	FULL KEY STONE 15 DEG TORSION	PHOSPHATE	GREY IRON	
462	UCR	FULL KEY STONE 15 DEG SCRAPER	PHOSPHATE	GREY IRON	
165	UCR	FULL KEY STONE 10 DEG TORSION	PHOSPHATE	GREY IRON	
365	UCR	FULL KEY STONE 10 DEG TORSION	CHROME	DUCTILE IRON	
372	UCR	FULL KEY STONE 15 DEG TORSION	CHROME	DUCTILE IRON	
373	UCR	FULL KEY STONE 15 DEG TORSION	PLASMA MOLY	DUCTILE IRON	
381	UCR	FULL KEY STONE 20 DEG TORSION	CHROME	DUCTILE IRON	
180	UCR	FULL KEY STONE 20 DEG TORSION	PHOSPHATE	GREY IRON	
361	UCR	FULL KEY STONE 6 DEG TORSION	CHROME	DUCTILE IRON	
160	UCR	FULL KEY STONE 6 DEG TORSION	PHOSPHATE	GREY IRON	
235	LCR	1/2 KEY STONE 7 DEG REV TORS	CHROME	DUCTILE IRON	
211	UCR	1/2 KEY STONE 7 DEG BARREL FACE	CERAMIC CHROME	DUCTILE IRON	
232	UCR	1/2 KEY STONE 7 DEG BARREL FACE	CHROME	DUCTILE IRON	
228	UCR	1/2 KEY STONE 7 DEG BARREL FACE	PLASMA MOLY	DUCTILE IRON	
243	UCR	1/2 KEY STONE 7DEG REV TOR BBL	PLASMA MOLY	DUCTILE IRON	
390	UCR	1/2 KEY STONE 7.5 DEG	CHROME	GREY IRON	
394	UCR	1/2 KEY STONE 10 DEG	CHROME	DUCTILE IRON	
370	UCR	1/2 KEY STONE 7 DEG TORSION	TRIPLE CHROME	GREY IRON	

GV_TYP	TYPE	PROFILE	G1_COAT	G1_MATL	
95	UCR	1/2 KEY STONE 10 DEG	PHOSPHATE	GREY IRON	
90	UCR	1/2 KEY STONE 5 DEG	PHOSPHATE	GREY IRON	
1	UCR	STRAIGHT FACE	PHOSPHATE	GREY IRON	
129	LCR	TORSIONAL	PHOSPHATE	CARBIDIC IRON	
102, 135	UCR	TORSIONAL	PHOSPHATE	GREY IRON	
339, 345	UCR	TORSIONAL	PLASMA MOLY	GREY IRON	
395	UCR	TORSIONAL	PLASMA MOLY	STEEL	
212	UCR	TORSIONAL BARREL FACE	CERAMIC CHROME	DUCTILE IRON	
215, 244	UCR	TORSIONAL BARREL FACE	CHROME	DUCTILE IRON	
399	UCR	TORSIONAL BARREL FACE	CHROME	STEEL	
326	UCR	TORSIONAL BARREL FACE	NITRIDE	STAINLESS STEEL	
388	UCR	TORSIONAL BARREL FACE	PLASMA MOLY	STEEL	
220, 230	UCR	TORSIONAL BARREL FACE	PLASMA MOLY	DUCTILE IRON	
103	UCR	TORSIONAL,HI TENSIL	PHOSPHATE	DUCTILE IRON	
333, 335, 336	UCR	TORSIONAL,HI TENSIL	PLASMA MOLY	DUCTILE IRON	
901	OCR	GROOVE LOCK SPACER	BLACK OXIDE	NON-SEGMENTED STEEL	
902	OCR	GROOVE LOCK SPACER	BLACK OXIDE	NON-SEGMENTED STEEL	

BORE FINISH

Rpk, Rk, and Rvk have replaced Ra as the most important baselines of measuring bore finish. These present a much more defined description of the actual bore finish surface.

Bearing Ratio Curve (percent of material contact between cylinder wall and ring)



Reduced Peak Height (Rpk)

The top portion of the surface, which will quickly be worn away when the engine begins to run

Core Roughness Depth (Rk)

The long term running surface, which will influence the performance and life of the cylinder

Reduced Valley Depth (Rvk)

The oil retaining capability of the deep troughs, which have been machined into the surface

INDUSTRY RECOMMENDATIONS

General Applications:

Good performance with good life

Rpk: 8-12 micro-inch (<12 optimum)

Rk: 25-35 micro-inch (25 optimum)

Rvk: 40-50 micro-inch (40 optimum)

Ra: 15-20 micro-inch and 12-23 allowable


Pro-Stock & NASCAR:

Much smoother finish, much less life, but less friction

Rpk: 3-5 micro-inch

Rk: 12-18 micro-inch

Rvk: 20-25 micro-inch



OIL RETENTION & CROSS HATCH ANGLE


Oil Retention (valleys in bore surface)

- Rvk has very strong correlation to oil consumption
- Excessive Rvk leads to high oil consumption and excessive ring rotation
- Insufficient Rvk can lead to excessive ring and bore wear

Cross Hatch Angle

- Typical automotive application: 45° to each other (or 22°-32° to the horizontal deck surface)
- Cross hatch angle should be the same throughout the length of the cylinder and not flatten out at either end
- Performance racing low tension rings: 20°-30°
- Nikasil® – Thermal Spray Bores – Hypereutectic Bores: 10°-15°

Source: Cross Hatch Angle data provided by Sunnen Products Company



HONING (GENERAL APPLICATIONS)

Standard Honing Practices

Stock Removal

- .0030" with 80-100 grit stone
 - Bulk stock removal; produces deep valleys
- .0015" with 280-320 grit stone
 - Prepares core roughness; regulates valley depth
- .0005" with 400-600 grit stone
 - Prepares plateau attributes

Finish

- 320 grit abrasive filled nylon filament brush

OR

- 800 grit cork bond stone
 - Removes surface defects left behind from honing

HONING (RACING ENGINES)

Standard Honing Practices

Stock Removal

- EHU412 150 grit stone
 - Bulk stock removal; produces deep valleys
- .0020" with JHU623 280 grit stone
 - Prepares core roughness; regulates valley depth
- .0003" with C30J95 500 grit stone
 - These stones need to be cut down to 2.750" long
 - Prepares plateau attributes



Rpk: < 10 micro-inch
Rvk: 18-25 micro-inch

BORE FINISH (continued)

COMMON DEVIATIONS FROM A GOOD BORE FINISH

Cross hatch grooves irregularly spaced

Causes: Varying reciprocation rates, poor stone breakdown with alternate loading and breakdown, stone grade too hard and/or grit too coarse

Effect: Poor oil distribution, erratic break-in, poor oil economy

Wide, deep cross hatch grooves

Causes: Stone grit too coarse, excessive stone pressure, poor stone break-down, insufficient lubricant

Effect: Causes abnormal wear, excessive oil consumption, poor and variable break-in period

One directional cut

Causes: Excessive play in hone components

Effect: Causes rapid wear, poor seating, excessive ring rotation, lowers oil control

Low cross hatch angle

Causes: Low reciprocation rate compared to RPM used

Effects: High impact forces causing excessive wear, poor oil distribution, slower break-in of rings

Cross hatch groove folded and fragmented

Causes: Stone grit too coarse and/or grade too soft, insufficient lubricant

Effect: Causes scratching, high wear, raises ring temperatures, high and erratic oil consumption

Too little plateau

Causes: Stone grit too coarse, insufficient stock removal per cut

Effect: Excessive ring wear, high temperatures

Glazed plateau

Causes: Excessive stone pressures, loaded stones (too hard a grade), insufficient lubricant

Effect: Slows down seating-in and increases oil consumption

Excessive voids in cylinder wall

Causes: Excessive stone pressures, loaded stones (too hard a grade), insufficient lubricant

Effect: Increases oil consumption, rapid wear, reduces uniformity from engine to engine

CHECKING COMPRESSION RING GAPS

RECOMMENDED AUTOMOTIVE COMPRESSION RING GAP CLEARANCES

CYLINDER DIAMETER IN MILLIMETERS	RING GAP TOLERANCE IN MILLIMETERS	CYLINDER DIAMETER IN INCHES	RING GAP TOLERANCE IN INCHES
25.4 to 60.00496	0.1524 to 0.3556	1.0000 to 2.3624	.006 to .014
60.0075 to 74.99096	0.2032 to 0.4064	2.3625 to 2.9524	.008 to .016
74.9935 to 89.97696	0.254 to 0.508	2.9525 to 3.5424	.010 to .020
89.9795 to 109.9795	0.3048 to 0.5588	3.5425 to 4.3299	.012 to .022
109.982 to 129.982	0.3556 to 0.6604	4.3300 to 5.1174	.014 to .026
129.9845 to 149.9845	0.4064 to 0.762	4.3300 to 5.1174	.016 to .030
149.987 to 175.0035	0.508 to 0.889	5.9050 to 6.8899	.020 to .035
175.006 to 228.5975	0.6096 to 1.0414	6.8900 to 8.9999	.024 to .041

An important fact to remember is that these tolerances are rigidly adhered to by the manufacturers and that the ring gaps are inspected in gauges accurate to .0001" at the cylinder diameter for which the ring is manufactured. Any increase in the diameter of the cylinder the ring is being used in, over the designated size, results in an increase of approximately .003" in ring gap for each .001" increase in cylinder diameter.

NEW ENGINE RELEASES FOR HASTINGS MANUFACTURING

SET NUMBER		MANUFACTURER	ENGINE APPLICATION
NEW GASOLINE APPLICATIONS			
4355	STD, .020, .040, .060	AUSTIN MORRIS	12H 12 +D4:D14H996, 12 H999, 12 HA, 12 HC, A SERIES, A+ SERIES
		MERCEDES-BENZ	MK11, 1300 A SERIES, A+ SERIES
		ROVER	A SERIES 12 A2B 12 A2A, 12 A2L, A+ SERIES 12 A2D, 12 A2E, 12 H
2C4106	STD, .50mm	PEUGEOT	EW 10 J4, EW 10L3, EW 10L4
2C4107	STD	TOYOTA	1NR-VE
2C4108	STD	BMW	N52 B25, N52 B254, N52 B25C
2C4115	STD	GM	F14D4
2C4354	STD, .50mm	GM	LUJ, LUV, VVT
2C4356	STD, .50mm	FORD	1496cc 1.5 Litre ECOBOOST DOHC INCL TURBO, 1596cc 1.6Litre ECOBOOST DOHC INCL TURBO
2C4357	STD, .50mm, 1.0mm	HYUNDAI	G4NBB, DOHC
		KIA	G4NBB DOHC
2C4358	STD	SUZUKI	J24B
2C4501	STD	BMW	M54B22, M5422651
2C4504	STD, .50mm, 1.0mm	HYUNDAI	G4FA G4FC, GAMMA ,G4FJ
		KIA	G4FC, G4FJ GAMMA
2C5212	STD, .25mm, .50mm, 1.0mm	AUDI	1Y, 1X, AAZ, ADE, 3D, AAS,
		SEAT	1Y, AAZ, AEF,
		SKODA	AEF
		VOLKSWAGEN	KY, 1Y, 1X, ABL, AAZ, ADE, ADG, AEF, AJA, AAB
2C5384	STD, .50mm	HYUNDAI	G6BA
		KIA	G6A5
2C5385S	STD	AUDI	CDAA, CDHA, CDHB, CJEB, CJSA, CJSB, CAEA, CAEB, CAED, CAWB, CBFA, CCTA, CCZA, CDNA, CDNC, CESA, CETA, CFKA, CHHB, CJKA, CJXB, CJXC, CNCB, CNCD, CNCE, CPMA, CPMB, CPSA, CYFB, CYNB, CYPB, CYPB
		SEAT	CDAA, CDHA, CDHB, CJSA, CJSB, CCZA, CCZB, CJXE, DEDA
		SKODA	CDAA, CDAB, CJSA, CJSB, CJSC, CCZA, CHHA, CHHB,
		VOLKSWAGEN	CDAA, CDAB, CJSA, CJSB, CJSC, CAWA, CAWB, CBFA, CCTA, CCZA, CCZB, CCZC, CCZD, CFPA, CHHA, CHHB, CJKA, CJKB, CJXB, CJXC, CJXE, CPLA, CPPA, CCCA
2C5389	STD, .50mm, 1.0mm	HYUNDAI	G4EA
		KIA	G4EA
2C5391	STD .020	AUDI	CTHG
		SEAT	CAVA, CAVE, CAVF, CNWB, CTHA, CTHE
		SKODA	CAVE, CTHE
		VOLKSWAGEN	CTHE, CTHA, CNWB, CNWA, CAVE, CAVD, CAVC, CAVB, CAVA, BWK, BMY, BLG
2C5392	STD	TOYOTA	1NR-FE, 2NR-FE, 3NR-FE
2C5393	STD	NISSAN	HR12DE
2C5395	STD, .50mm, 1.0mm	TOYOTA	3ZR-FE, 3ZR-FAE
2C5438 2N5438	STD .50mm	AUDI	CAXA, CAXC, CMSA, CNVA, BLF, BLP
		SEAT	CAXA, CAXC, BCA, BKY, BXW, CGGB 16V
		SKODA	CAXA, CAXC, BCA, BKY, BUD, BXW, CDDA, CGGA, CGGB CLPA, BLF
		VOLKSWAGEN	BCA, BKR, BKY, BUD, CAXA, CDDA, CGGA, CGGB, CPLA, CMSB, FSI, BLF, BLP
2C5637	STD	FORD	ZH12 Zetec S DHA, DHB, DHC, DHD, DHE, DHF, DHG
		SKODA	AUTO

NEW ENGINE RELEASES FOR HASTINGS MANUFACTURING

SET NUMBER		MANUFACTURER	ENGINE APPLICATION
NEW GASOLINE APPLICATIONS			
2C5675 2N5675	STD, .50mm	OPEL	Z12XE, X12XE, X10XE, Z10XE
		VAUXHALL	Z12XE, X12XE, ASTRA, AGILA, CORSA, X10XE, Z10XE
2C5881	STD	CITROEN	XU7JB (LFX) XU7JP(LFW, LFZ, L6A), XU92C(D2A, D2C, D2F) XU9J1 (DFZ) XU9J2(D6A) XU9JA (DKZ)
		PEUGEOT	XU5J, XU5JA, XU5JM 180, 180A, B6B, BDZ, BZF, XU9, XU9JA, XU9JAZ, XU9C, XU9S, XU9M, XU9J2, XU9J1, XU92C, DZA, DCZ, DFZ, D6A, D6B, DKZ,
2C7194	STD	TOYOTA	1TR-FE
2C7432	STD, .25mm, .50mm	MERCEDES-BENZ	M 160 E6AL B03, M 160 E6AL B04
		SMART	M 160 E6AL B03, M 160 E6AL B04, 160 E6AL B05
2C7434	STD, .25mm, .50mm	SMART	M 160.910, M160.922,M160.923,M160.921
2C7487	STD	AUDI	CRBC, CRLB, CRBD, CRFA, CRFC, CUNA,
		SEAT	CKFB, CKFC, CRVA, CRVC, CUNA, CUPA,
		SKODA	CKFB, CKFC, CUPA
		VOLKSWAGEN	CRBC, CRBL, CRVA,
2C7675	STD, .25mm, .50mm	OPEL	X10XE, X12XE, Z10XE, Z12XE
		VAUXHALL	X10XE, X12XE, Z10XE, Z12XE
2C9547	STD, .020, .040	VOLKSWAGEN	AAY
2N4158	STD	NISSAN	GA14, GA14S, AD Ban, GA15, GA15A
2N4207	STD	ISUZU	ZNG200,
		TOYOTA	5SFE, DOHC
2N4208	STD	GENERAL MOTORS	VIN 2 (SUZUKI)
2N4216	STD, .25mm, .50mm, .75mm, 1.00mm	MAZDA	B2600
		TOYOTA	22R, 22RE, 22RGC, 22RTEC
2N4603	.50mm, .75mm, 1.00mm	ISUZU	4ZD-1
2N4613	STD, .25mm	CHRYSLER	GTX, DOHC, SOHC, VIN A
		JEEP	GTX, DOHC
2N4631	STD, .50mm	HONDA	KA200
2N4633	STD, .25mm, .50mm, .75mm, 1.00mm	TOYOTA	2E-L, 3E, 3EE1.5 Litre
2N4648	STD, .50mm	CHRYSLER	VIN L,6
		JEEP-EAGLE	3.5 LITRE
2N4651	STD	MAZDA	BP, BP01, BP05-VE, Vin:6,P DOHC, SOHC
		PEUGEOT	XU5JP, XU5JPZ, XU7JB, XU7KP, XU7JPZ, XU7JP XU9J4
2N4683	STD, .25mm, .50mm, .75mm,	AUDI	1.6 LITRE
		GENERAL MOTORS	VIN 6
		TOYOTA	4AGLEC, 4AF, 4AFE 4AGZE
		VOLKSWAGEN	1.6 LITRE
2N4689	STD	LEXUS	3VZFE
		TOYOTA	3VZE
2N4733	STD, .25mm, .50mm, .75mm	GENERAL MOTORS	VIN 6, VIN 8 (TOYOTA)
		TOYOTA	4AFE, 4AG
2N4737	STD, .25mm	KIA	5BP, SOHC, DOHC
		MAZDA	B6Y2, MX-3
2N4767	STD, .25mm	HONDA	H22A4, H23A1
2N4885	STD, .75mm, 1.00mm	FORD	VIN 4 3.8L, VIN 6 3.9L, VIN 2,4, 4.2L

NEW ENGINE RELEASES FOR HASTINGS MANUFACTURING

SET NUMBER		MANUFACTURER	ENGINE APPLICATION
NEW GASOLINE APPLICATIONS			
2N4902	STD	LEXUS	1MZFE
		TOYOTA	1MZFE, DOHC
2N4908	STD, .25mm, .50mm	TOYOTA	2RZFE, 3RZFE
2N4911	STD, .50mm	TOYOTA	5VZFE
2N4933	STD, .25mm	JEEP	DOHC
		MINI	DOHC
2N4959	STD	GENERAL MOTORS	VIN C (SUZUKI)
		SUZUKI	J20A
2N4973	STD	HONDA	B20B4, B20Z2 CRV DOHC2.0 Litre
2N5006	STD, .25mm	TOYOTA	5SFE
2N5090	STD, .25mm, .50mm	TOYOTA	2AZFE, L4, DOHC
2N5091	STD	TOYOTA	1NZFE, 1NZFXE
2N5130	STD, .50mm	GENERAL MOTORS	Vin: A,D,F,P,J,N,Z, DOHC
		SAAB	B207
2N5158	STD, .50mm	FORD	DOHC,
		MAZDA	LF-DE, DOHC
2N5298	STD	HYUNDAI	SOHC, G4HC
2N5391	STD, .25mm, .50mm	AUDI	CTHG
		SEAT	CTHE
		SKODA	CAVE, CTHE
		VOLKSWAGEN	CNWA, CNWA, CTHA, CTHE
2N5438	STD, .25mm, .50mm	AUDI	CAXA, CAXC, CMSA, CNVA
		SEAT	CAXA, CAXC
		SKODA	BLF, CAXA, CAXC
		VOLKSWAGEN	CMSB
2N5664	STD	KIA	3FE
		MAZDA	FE, F2, F8
2N5672	STD	VOLKSWAGEN	EA211, CHYA, CHYB
2N6175	STD	MAZDA	E3, E5, GLC
2N7442	STD, .25mm, .50mm	MERCEDES-BENZ	M 161.971
		SSANGYONG	M 161.974
2M5380	STD .020	GM	L83, OHV
2C5393	STD	NISSAN	HR12DE
2C5395	STD, .50mm, 1.0mm	TOYOTA	3ZR-FE, 3ZR-FAE
2C5438 2N5438	STD .50mm	AUDI	CAXA, CAXC, CMSA, CNVA, BLF, BLP
		SEAT	CAXA, CAXC, BCA, BKY, BXW, CGGB 16V
		SKODA	CAXA, CAXC, BCA, BKY, BUD, BXW, CDDA, CGGA, CGGB CLPA, BLF
		VOLKSWAGEN	BCA, BKR, BKY, BUD, CAXA, CDDA, CGGA, CGGB, CPLA, CMSB, FSI, BLF, BLP
2C5637	STD	FORD	ZH12 Zetec S DHA, DHB, DHC, DHD, DHE, DHF, DHG
		SKODA	AUTO

NEW ENGINE RELEASES FOR HASTINGS MANUFACTURING

SET NUMBER		MANUFACTURER	ENGINE APPLICATION
NEW DIESEL APPLICATIONS			
2D4744	STD, .50mm, .75mm, 1.00mm, 1.50mm	GM	6.5 LITRE
2D4845	STD, .50mm, 1.00mm	GM	6.6 LITRE DURAMAX
2D4882	STD, .25mm, .50mm, .75mm, 1.00mm	FORD	7.3 LITRE DI
2D4914	STD, .50mm, .75mm, 1.00mm	CUMMINS	5.9 LITRE 12V
2D5374	STD, .25mm, .50mm, .75mm, 1.00mm	FORD	6.0 LITRE
2D5627	STD	MERCEDES-BENZ	OM 603.960, 606.961, 606.962, 606.964
2D5741	STD, .25mm, .50mm, .75mm	FORD	6.4 LITRE
2D5853	STD, .25mm, .50mm, .75mm, 1.00mm	FORD	6.7 LITRE
2D7188	STD	ISUZU	D-MAX 4JH1
2D7225	STD	ISUZU	4JJI-TC, 4JKI-TC
2D7276	STD, .50mm, 1.00mm	CUMMINS	5.9 LITRE 24V
2D7366	STD	ALFA ROMEO	JTDM, JTD159, 192 A5.000, 192 B1.000, 937 A4.000, 937 A5.000, 937 A6.000, 939 A2.000, 939 A3.000, 841 N.000, 841 M.000, 841 H.000, 841 G.000
		FIAT	JTD, 192 A5.000, 192 B1.000, 937 A4.000, 937 A5.000, 937 A6.000, 939 A2.000, 939 A3.000
		LANCIA	THESIS JTD, 841 G.000
		OPEL	Z 19 DTH, Z 19 DTJ CDTI
		SAAB	Z 19 DTH, Z 19 DTJ
		VAUXHALL	Z 19 DTH, Z 19 DTJ CDTI
2D7431	STD, .25mm, .75mm	CITROEN	DV6ETED (9HW) Euro 4, DV6ETEDM (9HK) Euro 4
		FORD	TZJA, TZJB
		PEUGEOT	DV6C (9HR), DV6CTED (9HD), DV6DTED (9HF) Euro 4, DV6DTED (9HP), DV6DTEDM (9HJ), DV6ETEDM (9HK)
		TOYOTA	3WZ-TV
		VOLVO	D 4162 T
2D7440	STD, .25mm, .50mm	JEEP	OM 651.925
		MERCEDES-BENZ	OM 651.955, OM 651.956, OM 651.957, OM 651.960, OM 651.961, OM 651.980



ANILLOS DE PISTÓN **HECHOS PARA TODOS**

Desde 1915, Hastings Manufacturing Company ha sido una potencia mundial en materia de ingeniería y fabricación de anillos de pistón. Con la línea más completa de anillos de pistón disponibles hoy en día, Hastings tiene anillos de pistón para casi todo tipo de motor: autos, camiones, motocicletas, cortacésped, compresores, botes, tractores y autos de carreras. Hastings les ofrece sus servicios a los fabricantes de equipos originales de todo el mundo, y diseña y fabrica anillos de pistón para las marcas más reconocidas y confiables del mundo.

En Hastings, solo fabricamos anillos de pistón, y por un buen motivo. Creemos que fabricar el mejor producto requiere un enfoque único y constante. Esto nos mantiene enfocados en lo que hacemos mejor: ofrecerles la máxima seguridad a clientes de todo el mundo. Hastings ofrece lo que todo el mundo busca en anillos de pistón: precisión, rendimiento y seguridad; sin importar el motor o el uso. Si tiene un motor de combustión interna, este funcionará mejor y durante más tiempo con los anillos de pistón Hastings.

ERRORES COMUNES A TOMAR EN CUENTA ANTES DE LA RECONSTRUCCIÓN DE UN MOTOR

- Falta de limpieza del motor
- Bordos de los biseles de entrada ásperos o con imperfecciones
- Zumbido en el fondo del orificio
- Acabado pobre del orificio cilindro
- Instalar manualmente los anillos en el pistón
- Comprimir los anillos al pistón manualmente y de forma excesiva
- No usar o usar incorrectamente el compresor de anillos
- Dañar el pistón: abolladuras o daños en los surcos

MUCHAS COSAS NO SON RESPONSABILIDAD DE LOS RESTAURADORES

- Computadoras (mala calibración)
- Sensores (sensor defectuoso)
- Válvula EGR (exceso de escape)
- Colector de entrada (residuos, fugas, exceso de calor)

COSAS A TOMAR EN CUENTA DURANTE LA INSTALACIÓN DE LOS ANILLOS

- Introduzca los anillos directamente en el orificio y mida el espacio restante con el calibrador de espesor.
- Ajuste el espacio restante de ser necesario y cubra ambos lados del mismo por igual.
- Use el expansor de anillos para instalar el mismo en el pistón y así evitar deformarlo; no le dé vueltas.
- Instale los anillos direccionales con el punto hacia arriba (de lo contrario puede ocurrir una fuga de aceite).
- Instale tres anillos de control de aceite de 2,0 mm con los puntos expansores hacia arriba para así evitar obstruir el orificio de drenaje de la ranura de lubricación inferior.
- Deje una distancia de 180 grados entre cada anillo.
- Limpie los orificios con agua jabonosa caliente y un cepillo; pase un trapo blanco limpio para comprobar si hay residuos.
- Lubrique ligeramente las paredes y los anillos del cilindro con aceite no sintético de motor.
- Ajuste adecuadamente el compresor de anillos para que los mismos no se traben al borde del cilindro o salgan por el orificio (no fuerce el pistón si se traba).
- Rodaje típico de motores: utilice aceite de motor convencional, cámbielo después de las primeras 3000 millas/4828 kilómetros. Utilice aceite sintético para motores solo si así lo especifica el fabricante original.

INSTALADOR DE LOS ANILLOS DEL PISTÓN

Esta herramienta práctica de instalación de anillos es económica y fácil de usar. Solo inserte el extremo del anillo en la cuña, despliegue el anillo suavemente y deslícelo en la ranura. También es ideal para quitar los anillos fácilmente sin dañarlos.



CÓMO USAR ESTE CATÁLOGO

DESCRIPCIONES DE LOS ÍCONOS

YEAR	CC	CID	LITER	CYL	ENGINE	MODEL	BORE	GRV	RING TYPE	HAST SET	CYL SET	SIZE
1986-89	1590		1.6 L	4	D16A1	Integra	75.00	1.20 1.50 2.80	398 BF CR S 435 SCR P C GI 859 FV CR 732 FV CR	2C4640 2C4640010 2C4640020 2C4640030 2C4640040 2C4640060	STD 0.25 0.50 0.75 1.00 1.50	

AÑO	CILINDRADA CC	LITROS	NUMERO DE CILINDROS	CILINDRADA CU IN	NOMBRE DEL MOTOR	MODELO	CALIBRE	ALTURA	TIPO Y DESCRIPCIÓN	EMBALAJE	DIMENSIONES	NÚMERO DE LA PIEZA
-----	------------------	--------	---------------------------	---------------------	---------------------	--------	---------	--------	-----------------------	----------	-------------	-----------------------



PREFIJO DE PISTÓN

Sin prefijo	Anillos de compresión de hierro fundido Anillos de control de aceite de hierro fundido o cromo	Prefijo 2D	Tiene varios revestimientos para anillos y materiales perfectos para motores modernos de diésel
Prefijo 2C	Anillos de compresión superiores de cromo Anillos de control de aceite de cromo	2N	Contiene componentes de nitruro (anillos superiores o 3 anillos de control de aceite)
Prefijo 2M	Anillos de compresión superiores de molibdeno Anillos de control de aceite de cromo		

CÓDIGOS Y ABREVIATURAS DE LOS MATERIALES

1PCO	1 ACEITE	PVD GN	DEPOSICIÓN FÍSICA DE VAPOR (PVD) NITRIDO
2PCO	2 ACEITES	PC	REVESTIMIENTO DE FOSFATO
FV	3 CONDUCTOS FLEXIBLES	PM	PLASMA Y MOLIBDENO
BF	CILINDROS	RVT	REVERSA TORSIONAL
CC	CROMO PARA CERÁMICA	RVT BF	CILINDRO DE REVERSA TORSIONAL
CR	CROMO	SCRP	ANILLO RASCADOR
CHR	BARRA DE CROMO	SCRP TF	ANILLO RASCADOR CÓNICO
CI	HIERRO CARBÍDICO	SS	ACERO INOXIDABLE
CF	CONFORMATIC	S	ACERO
CF KST	ANILLOS KEYSTONE CONFORMATIC	SN	NITRURO DE ACERO
DI	HIERRO DÚCTIL	ST	ANILLO RECTO
FKST	ANILLO KEYSTONE COMPLETO	TF	ANILLO CÓNICO
GI	HIERRO GRIS	TFN	ANILLO CÓNICO NAPIER
GL	ESPACIADORES DE CIERRE DE RANURA	TFN CI	ANILLO CÓNICO DE HIERRO CARBÍDICO NAPIER
HKST	ANILLO KEYSTONE MEDIO	T	TORSIONAL
DI	ALTA TENSIÓN	TBF	CILINDRO TORSIONAL
KYS	KEYSTONE	TTF	ANILLO TORSIONAL CÓNICO
N	NAPIER	3CR	CROMO TRIPLE
GN	NITRURADO		

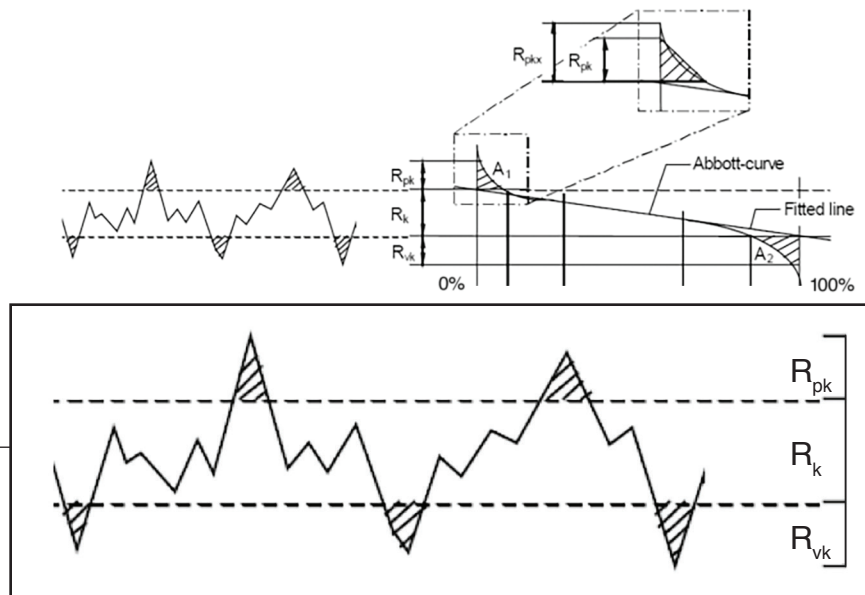
ACABADO DE LOS CILINDROS

R_{pk} , R_k y R_{vk} han reemplazado a R_a como las líneas más importantes para la medición del acabado de los cilindros. Estas ofrecen una descripción mucho más concreta de la superficie real del acabado de los cilindros.

Radio de curva de los rodamientos (porcentaje de contacto entre materiales de la pared del cilindro y el anillo)

Definition of Roughness Characteristics by DIN EN ISO 13 565 (1998.04)

- A_1 Peak material volume
- A_2 Area valley ratio
- R_k Core roughness depth
- R_{pk} Reduced peak height
- R_{vk} Reduced valley depth
- M_{r1} Peak material ratio
- M_{r2} Valley material ratio



Reduimiento de los picos de altura (R_{pk})

La parte superior de la superficie, que se desgastará rápidamente cuando el motor empiece a funcionar

Profundidad de rugosidad del núcleo (R_k)

La superficie de rodadura a largo plazo, que influirá en el rendimiento y la vida útil del cilindro.

Reduimiento de la profundidad (R_{vk})

La capacidad de retención de aceite de los canales profundos, que han sido mecanizados a la superficie.

RECOMENDACIONES DE LA INDUSTRIA

Consideraciones generales:

Buen rendimiento y duración

R_{pk} : 8-12 micropulgadas (<12 óptimo)

R_k : 25-35 micropulgadas (25 óptimo)

R_{vk} : 40-50 micropulgadas (40 óptimo)

R_a : 15-20 micropulgadas y 12-23 aceptable


Pro-Stock y NASCAR:

Un acabado mucho más fino, menos duración, pero menos fricción

R_{pk} : 3-5 micropulgadas

R_k : 12-18 micropulgadas

R_{vk} : 20-25 micropulgadas



RETENCIÓN DE ACEITE Y ÁNGULO DE ESTRÍAS CRUZADAS


Retención de aceite (valles en la superficie del orificio)

- Rvk tiene una correlación muy fuerte con el consumo de aceite.
- Un Rvk excesivo conduce a un alto consumo de aceite y a una rotación excesiva de los anillos.
- Un Rvk insuficiente puede ocasionar el desgaste excesivo de los anillos y los cilindros.

Ángulo de escotilla cruzada

- Instalación típica al automóvil: 45° entre sí (o 22°-32° respecto a la superficie de la cubierta horizontal).
- El ángulo de escotilla cruzada debe ser el mismo en todo el cilindro y no debe variar en los extremos.
- Rendimiento de los anillos de tensión baja: 20°-30°.
- Nikasil® - Cilindros térmicos - Cilindros Hipereutécticos: 10°-15 °.

Fuente: ángulo de escotilla cruzada, datos proporcionados por Sunnen Products Company.



BRUÑIDO (CONSIDERACIONES GENERALES)

Prácticas estándar de bruñido

Eliminación de material

- ..0030" con arenilla de piedra 80-100
 - Eliminación masiva de material; produce valles profundos.
- ..0015" con arenilla de piedra 280-320
 - Prepara la rugosidad del núcleo; regula la profundidad de los valles.
- ..0005" con arenilla de piedra 400-600
 - Prepara los atributos de las mesetas.

Acabado

- Cepillo de fibras nailon con arenilla abrasiva 320

O

- Arenilla de piedra con corcho granulado 800
 - Elimina los defectos de la superficie ocasionados por el bruñido.

BRUÑIDO (MOTORES DE CARRERAS)

Prácticas estándar de bruñido

Eliminación de material

- EHU412 arenilla de piedra 150
 - Eliminación masiva de material; produce valles profundos
- ..0020" con arenilla de piedra JHU623 280
 - Prepara la rugosidad del núcleo; regula la profundidad de los valles
- ..0003" con arenilla de piedra C30J95 500
 - Se deben cortar estas piedras para que tengan 2,750" de largo
 - Prepara los atributos de las mesetas



Rpk: <10 micropulgadas
Rvk: 18-25 micropulgadas

ACABADO DE LOS CILINDROS

ERRORES COMUNES EN LOS ACABADOS

Ranuras cruzadas de forma irregular

Causas: variación de los índices de reciprocidad, degradación de las piedras con carga y descomposiciones alternadas, piedra demasiado dura o arenilla demasiado gruesa.

Efecto: pobre distribución o rendimiento de aceite, rodaje errático.

Surcos de escotilla cruzados anchos y profundos

Causas: arenilla de piedra demasiado gruesa, excesiva presión de piedra, pobre descomposición de piedra, lubricante insuficiente.

Efecto: desgaste anormal, consumo excesivo de aceite, período de rodaje pobre y variable.

Corte unidireccional

Causas: uso excesivo de los componentes de afilado.

Efecto: desgaste rápido, pobre asentamiento, rotación excesiva de los anillos, reducción del control de aceite.

Ángulo de escotilla cruzada

Causas: baja velocidad de alternancia en comparación con las RPM utilizadas.

Efectos: desgaste excesivo ocasionado por fuerzas de alto impacto, mala distribución del aceite, ralentización en el rodaje de los anillos.

Ranura de escotilla cruzada plegada y fragmentada

Causas: arenilla de piedra demasiado gruesa o grado demasiado blando, lubricante insuficiente.

Efecto: rascado, desgaste elevado, elevación de las temperaturas del anillo, consumo de aceite alto y errático.

Demasiadas mesetas

Causas: arenilla de piedra demasiado gruesa, eliminación de material por corte insuficiente.

Efecto: desgaste excesivo de los anillos, altas temperaturas.

Meseta barnizada

Causas: presión de piedra excesiva, piedras pesadas (grado demasiado duro), lubricante insuficiente.

Efecto: disminuye el asentamiento y aumenta el consumo de aceite.

Vacíos excesivos en la pared del cilindro

Causas: presión de piedra excesiva, piedras pesadas (grado demasiado duro), lubricante insuficiente.

Efecto: aumenta el consumo de aceite, desgaste rápido, reduce la uniformidad de motor a motor.

REVISIÓN DE LOS ESPACIOS ENTRE LOS ANILLOS DE COMPRESIÓN

DISTANCIA RECOMENDADA ENTRE LOS ANILLOS DE COMPRESIÓN

CYLINDER DIAMETER IN MILLIMETERS	RING GAP TOLERANCE IN MILLIMETERS
25.4 to 60.00496	0.1524 to 0.3556
60.0075 to 74.99096	0.2032 to 0.4064
74.9935 to 89.97696	0.254 to 0.508
89.9795 to 109.9795	0.3048 to 0.5588
109.982 to 129.982	0.3556 to 0.6604
129.9845 to 149.9845	0.4064 to 0.762
149.987 to 175.0035	0.508 to 0.889
175.006 to 228.5975	0.6096 to 1.0414

CYLINDER DIAMETER IN INCHES	RING GAP TOLERANCE IN INCHES
1.0000 to 2.3624	.006 to .014
2.3625 to 2.9524	.008 to .016
2.9525 to 3.5424	.010 to .020
3.5425 to 4.3299	.012 to .022
4.3300 to 5.1174	.014 to .026
4.3300 to 5.1174	.016 to .030
5.9050 to 6.8899	.020 to .035
6.8900 to 8.9999	.024 to .041

Un hecho importante a recordar es que los fabricantes respetan de forma muy estricta estas tolerancias y que las separaciones entre los anillos se inspeccionan en calibres precisos .0001” en el diámetro del cilindro para el que se fabrica el anillo. Cualquier aumento en el diámetro del cilindro en el que se utilice el anillo sobre el tamaño señalado resulta en un aumento de aproximadamente .003” en el espacio del anillo por cada .001” en el diámetro del cilindro.



حلقات مكبس HASTINGS. مصنوعة للعالم.

منذ عام 1915، كانت شركة Hastings Manufacturing Company قوة عالمية في تصميم وصناعة حلقات المكبس. ومع خط شامل من حلقات المكبس المتاحة اليوم، تصنع Hastings حلقات المكبس لكل نوع من أنواع المحركات - السيارات والشاحنات والدراجات النارية وآلات المروج والحدائق، والضواغط، والسفن البحرية، والآلات الزراعية، وسباقات الأداء. في تقديم الخدمة لمصنعي المعدات الأصلية في جميع أنحاء العالم، تصمم Hastings حلقات المكبس لجميع العلامات التجارية الموثوقة والمعروفة في جميع أنحاء العالم.

في Hastings، لا نصنع سوى حلقات المكابس فقط - ولأسباب جيدة. نحن نؤمن أن تصنيع أفضل منتج يحتاج للتركيز المفرد والمستمر يجعلنا ذلك نركز على أفضل ما نقوم به: منح الثقة الفائقة للعملاء في جميع أنحاء العالم. تقدم Hastings ما يرغب العالم في الحصول عليه بشأن حلقات المكبس: الدقة والأداء والثقة، بغض النظر عن الاستخدام أو المحرك. فإذا كان متواجداً محرك احتراق داخلي، فإنه سيعمل بطريقة الإضل مع حلقات مكبس Hastings.

بادئات حلقات الكباس

جوانب مهمة من إعادة بناء المحرك

- افتقار المحرك للنظافة
- تشطيل خشن/رديء لمدخل التجويف
- خشونة في الجانب السفلي من التجويف
- لمسة نهائية رديئة لتجويف الأسطوانة
- اتخاذ مسار حلزوني يدوي للحلقات على المكبس
- انتشار مكثف للحلقات يدويًا على المكبس
- عدم استخدام/استخدام غير صحيح لضغط الحلقة
- تلف المكبس – الخدوش، تلف الحز

العديد من الأشياء ليست خطأ من يقوم بإعادة البناء

- أجهزة الكمبيوتر (معايرة سيئة)
- المستشعرات (مستشعر سيء)
- صمام EGR (عوادم كثيرة)
- مشعب السحب (الأتربة والتسريب وحرارة التشغيل)

أشياء تتذكرها أثناء تركيب الحلقة

- أدخل الحلقات مباشرة في التجويف وقس فجوة الطرف باستخدام مقياس تحسسي
- اضبط الفجوة إذا لزم الأمر بملء كلا جانبي الفجوة بالتساوي
- استخدم أداة موسع الحلقة لتركيب الحلقات على المكبس، وذلك لكيلا تنشوه الحلقة - لا تتخذ طريقًا لولبيًا على الحلقات
- ثم بتثبيت حلقات الاتجاه بحيث تكون النقطة لأعلى (وإلا فقد يتم ضخ الزيت)
- قم بتركيب حلقة زيت 3 قطع 2.0 مم بحيث تكون نقاط أداة الموسع لأعلى لتفادي السقوط في فتحة/منفذ التصريف في الجانب السفلي من حز الزيت
- يبتعد موقع التمايل للفجوات الطرفية عند كل حلقة بمقدار 180 درجة
- نظف التجويفات باستخدام ماء ساخن وصابون وفرشاة فرك؛ امسح باستخدام خرقة بيضاء نظيفة للتحقق من عدم وجود أي بقع
- قم بتزييت جدران الأسطوانة والحلقات بقدر ضئيل من زيت المحرك العادي غير الصناعي
- أحكم ربط ضاغط الحلقة بحيث لا تلتصق الحلقات بحافة الأسطوانة أو تنبثق في التجويف (لا تضغط بقوة على المكبس إذا كان عالقًا)
- التشغيل الأولي النموذجي للمحرك: استخدم زيت محرك تقليدي - غير الزيت بعد أول 3 آلاف ميل/4828 كيلومتر. لا تستخدم سوى زيت محرك أصلي إذا كان ذلك محددًا من قبل الجهة الصناعية

أداة تركيب حلقات الكباس

تتميز أداة تركيب الحلقات العملية هذه بأنها زهيدة الثمن وسهلة الاستخدام. كل ما عليك فعله هو إدخال أطراف الحلقة في فكوك الأسفين، وقم بتوسيع الحلقة بلطف، وقم بزلقها داخل الحز. مثالي أيضًا لإزالة الحلقات بسهولة، دون أضرار.



طريقة استخدام هذا الكتالوج - أوصاف الرموز

YEAR	CC	CID	LITER	CYL	ENGINE	MODEL	BORE	GRV	RING TYPE	HAST SET	CYL SET	SIZE
1986-89	1590		1.6 L	4	D16A1	Integra	75.00	1.20 1.50 2.80	398 BF CR S 435 SCR P PC GI 859 FV CR 732 FV CR	2C4640 2C4640010 2C4640020 2C4640030 2C4640040 2C4640060	4	STD 0.25 0.50 0.75 1.00 1.50
أعوام الصنع			السعة الحجمية (لتر)	عدد الأسطوانات	كود المحرك	الطراز	القطر (مم)	الارتفاع (مم)	النوع	الرقم	التعبئة	الأبعاد
			السعة الحجمية (بوصة مكعبة)									
			السعة الحجمية (سنتم مكعب)									



حلقات الضغط من الحديد المصبوب
بدون بادئة..... حلقات من الحديد المصبوب أو زيت الكروم
البادئة C2 حلقات الضغط العلوية من الكروم
حلقات من زيت الكروم
بادئة M2..... حلقات الضغط العلوية من المولي
حلقات من زيت الكروم
بادئة D2..... له العديد من مختلف أنواع الطلاء لجانب مقدمة الحلقة
والمواد الملائمة
لتصميمات محركات الديزل الحديثة
N2..... يحتوي على مكونات تبريد
(حلقات علوية أو 3 قطع من الحلقات الزيتية)
SN..... تبريد من الفولاذ المقاوم للصدأ
(حلقات علوية أو 3 قطع من الحلقات الزيتية)

الرموز واختصارات المواد

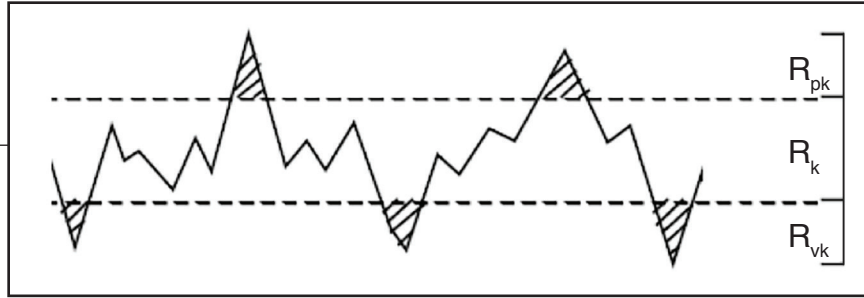
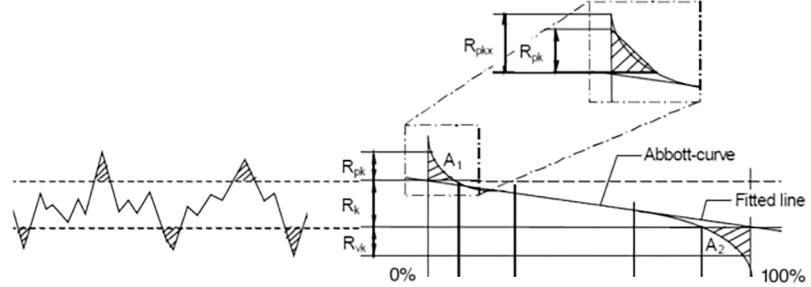
PCO1..... زيت 1 قطعة
PCO2..... زيت 2 قطعة
FV..... فتحة مرنة 3 قطع
BF..... سطح الأنبوب
CC..... كروم سيراميك
CR..... كروم
CHR..... قضيب كروم
CI..... حديد كربيد
CF..... كونفورماتيك
CF KST..... أساس كونفورماتيك
DI..... حديد قابل للسحب
FKST..... أساس كامل
GI..... حديد رمادي
PC..... مطلي بالفوسفات
PM..... مولي بلازما
RVT..... التواء معكوس
RVT BF..... سطح أنبوب بالتواء معكوس
SCRP..... مكشطة
SCRP TF..... وجه مستدق الطرف للمكشطة
SS..... فولاذ مقاوم للصدأ
S..... فولاذ
SN..... نيتريد من الفولاذ
ST..... سطح مستقيم
TF..... وجه مستدق الطرف
TFN..... نابيير ذو وجه مستدق الطرف
TFN CI..... حديد كربيد لنابيير ذو وجه مستدق الطرف
T..... التواء
TBF..... سطح الأنبوب ملتوي
TTF..... وجه مستدق الطرف ملتوي
CR3..... كروم ثلاثي

اللمسة النهائية للتجويف

حل R_{pk} و R_k و R_{vk} محل R_a باعتبارها خطوط الأساس الأكثر أهمية بالنسبة لقياس اللمسة النهائية للتجويف. كما أنها تمثل الكثير من الوصف المحدد لسطح اللمسة النهائية للتجويف الفعلي. منحنى معدل الاحتمال (النسبة المئوية لتلامس المواد بين جدار الاسطوانة والحلقة)

Definition of Roughness Characteristics by DIN EN ISO 13 565 (1998.04)

- A_1 Peak material volume
- A_2 Area valley ratio
- R_k Core roughness depth
- R_{pk} Reduced peak height
- R_{vk} Reduced valley depth
- M_{r1} Peak material ratio
- M_{r2} Valley material ratio



ارتفاع الذروة المنخفض (R_{pk})
الجزء العلوي من السطح الذي سيتآكل سريعاً عند بدء تشغيل المحرك
عمق خشونة القلب (R_k)
سطح التشغيل طويل الأمد، الذي سيؤثر في الأداء وفترة التشغيل للأسطوانة
عمق الوادي المنخفض (R_{vk})
قدرة الاحتفاظ بالزيت للأحواض العميقة، التي تم تشغيلها على السطح

توصيات الصناعة

طلبات عامة:

أداء جيد مع فترة تشغيل ملائمة

R_{pk} : 8-12 ميكرو بوصة (>12 المثالي)

R_k : 25-35 ميكرو بوصة (25 المثالي)

R_{vk} : 40-50 ميكرو بوصة (40 المثالي)

R_a : 40-50 ميكرو بوصة ومسموح بـ 12-23

:Pro-Stock & NASCAR


لمسة نهائية أكثر نعومة، فترة تشغيل أقل،

ولكن أقل احتكاكاً

R_{pk} : 3-5 ميكرو بوصة

R_k : 12-18 ميكرو بوصة

R_{vk} : 20-25 ميكرو بوصة





الاحتفاظ بالزيت وزاوية الخطوط المتقاطعة

الاحتفاظ بالزيت (أودية في سطح التجويف)

- يتميز Rvk بوجود معامل قوي للغاية بالنسبة لاستهلاك الزيت
- يؤدي Rvk الشديد إلى استهلاك شديد للزيت ودوران شديد للحلقة
- يمكن أن يؤدي Rvk غير الكافي إلى تآكل شديد للحلقة والتجويف
- زاوية المقطع العرضي
- تطبيق نموذجي في السيارات: 45° لكل منها (أو 22°-32° إلى

السطح الأفقي)

- يجب أن تكون زاوية المقطع العرضي نفسها خلال طول الأسطوانة وألا تتسطح عند أي طرف

• أداء الدوران لحلقات الشد المنخفض: 20° - 30°

- Nikasil® - الرش الحراري للتجويفات - تجويفات المادة المنصهرة: 10°-15°
- المصدر: بيانات زاوية الخطوط المتقاطعة بواسطة شركة Sunnen Products Company

الشحذ (محركات السباقات)

ممارسات الشحذ القياسية

إزالة المخزون

- EHU412 150 حجر الحصباء

– إزالة المخزون الكلي؛

ينتج عنه أودية عميقة

- 0020" مع JHU623 280 من حصباء الحجر

– تحضير خشونة القلب؛

ينظم عمق الأودية

- 0003" مع C30J95 500 من حصباء الحجر

– تحتاج تلك الأحجار إلى القطع

حتى طول 2.750"

– تحضير سمات الهضبة



Rpk: < 10 ميكرو بوصة

Rvk: 18-25 ميكرو بوصة

الشحذ (طلبات عامة)

ممارسات الشحذ القياسية

إزالة المخزون

- 0030" مع 100-80 من حصباء الحجر

– إزالة المخزون الكلي؛

ينتج عنه أودية عميقة

- 0015" مع 320-280 من حصباء الحجر

– تحضير خشونة القلب؛

ينظم عمق الأودية

- 0005" مع 600-400 من حصباء الحجر

تابع اللمسة النهائية للتجويف
العيوب الشائعة من اللمسة النهائية الجيدة للتجويف
تباع غير منتظم لحزوز المقطع العرضي
الأسباب: تباين معدلات التبادل، وهبوط في الأحجار مع تحميل وهبوط بديل،
درجة الحجر صعبة للغاية و/أو الحصباء خشنة للغاية
التأثير: توزيع رديء للزيت، وعدم انتظام التشغيل، واقتصاد رديء في استهلاك الزيت
حزوز المقطع العرضي العميقة والواسعة
الأسباب: حصباء الحجر خشنة للغاية، ضغط متزايد على الحجر، وتدهور رديء للحجر، ومادة تشحيم غير كافية
التأثير: التسبب في التآكل غير الطبيعي، واستهلاك الزيت الكثير وفترة بدء تشغيل رديئة ومتغيرة
قطع اتجاه واحد
الأسباب: اللعب الكثير في مكونات الشد
التأثير: التسبب في التآكل السريع، والتركيز الرديء، والدوران الكبير للحلقة، وخفض التحكم في الزيت
زاوية مقطع عرضي منخفضة
الأسباب: معدل تبادل منخفض مقارنة بمعدل عدد اللغات في الدقيقة المستخدم
التأثيرات: قوى عالية التأثير تتسبب في تآكل شديد، وتوزيع رديء للزيت، وبطء في التشغيل الأولي للحلقات
يتم طي وتجزئة حز الخطوط المتقاطعة
الأسباب: حصباء الحجر خشنة للغاية و/أو ناعمة للغاية، مواد التشحيم غير كافية
التأثير: يتسبب في الخدش والتآكل الكبير ورفع درجات حرارة الحلقات واستهلاك قدر كبير ومتغير من الزيت
هضبة صغيرة جدًا
الأسباب: تآكل شديد لحصباء الحجر، وإزالة غير كافية للمخزون في كل قطع
التأثير: تآكل شديد للحلقة وارتفاع درجات الحرارة
هضبة مزججة
الأسباب: ضغط كثيف على الأحجار، وأحجار محملة (بدرجة صعبة للغاية)، ومادة تشحيم غير كافية
التأثير: تبطيء التركيز وزيادة في استهلاك الزيت
الفراغات الكبيرة في جدار الأسطوانة
الأسباب: ضغط كثيف على الأحجار، وأحجار محملة (بدرجة صعبة للغاية)، ومادة تشحيم غير كافية
التأثير: زيادة استهلاك الزيت، سرعة التآكل، تقليل التوحيد من محرك إلى محرك

التحقق من فجوات حلقة الضغط

الخلوص الموصى به لفجوات حلقة الضغط للسيارات

حقيقة مهمة يلزم تذكر أنه يجب الالتزام التام بتلك التفاوتات من قبل الجهات المصنعة وأن تخضع فجوات الحلقات في مقاييس دقيقة لـ "0001" عند قطر الأسطوانة التي يتم تصنيعها للحلقة. تؤدي أي زيادة في قطر الأسطوانة للحلقة المستخدمة، وذلك فيما يتجاوز الحجم المخصص، إلى زيادة قدرها "003" تقريباً في فجوة الحلقة بالنسبة لكل زيادة مقدارها "001" في قطر الأسطوانة.

CYLINDER DIAMETER IN MILLIMETERS	RING GAP TOLERANCE IN MILLIMETERS
25.4 to 60.00496	0.1524 to 0.3556
60.0075 to 74.99096	0.2032 to 0.4064
74.9935 to 89.97696	0.254 to 0.508
89.9795 to 109.9795	0.3048 to 0.5588
109.982 to 129.982	0.3556 to 0.6604
129.9845 to 149.9845	0.4064 to 0.762
149.987 to 175.0035	0.508 to 0.889
175.006 to 228.5975	0.6096 to 1.0414

CYLINDER DIAMETER IN INCHES	RING GAP TOLERANCE IN INCHES
1.0000 to 2.3624	.006 to .014
2.3625 to 2.9524	.008 to .016
2.9525 to 3.5424	.010 to .020
3.5425 to 4.3299	.012 to .022
4.3300 to 5.1174	.014 to .026
4.3300 to 5.1174	.016 to .030
5.9050 to 6.8899	.020 to .035
6.8900 to 8.9999	.024 to .041



SEGMENTS DE PISTONS DE HASTINGS FAITS POUR LE MONDE

Depuis 1915, l'entreprise Hastings Manufacturing a été un leader mondial dans la conception et fabrication de segments de piston. Avec la gamme la plus complète de segments de piston disponibles aujourd'hui, Hastings des segments de piston pour pratiquement tout type de moteur, les voitures, les camions, les motos, les pelouses et les jardins, les compresseurs, la marine, l'agriculture et les compétitions de course. Au service des fabricants de pièce de rechange d'origine du monde, Hastings conçoit et fabrique des segments de pistons pour les marques les plus reconnues et les fiables du monde.

Chez Hastings, nous fabriquons uniquement des segments de piston, et pour une bonne raison. Nous croyons que la fabrication du meilleur produit nécessite une concentration unique et constante. Cela nous permet de rester concentré sur ce que nous faisons de mieux: offrir la plus grande confiance pour les clients du monde. Hastings fournit ce que le monde veut dans les segments de piston : la précision, la performance, et la confiance, peu importe le moteur ou l'application. Si cela a un moteur à combustion interne, ça va fonctionner mieux et plus longtemps avec les segments de piston de Hastings.

ASPECTS IMPORTANTS DE LA RECONSTRUCTION DE MOTEUR

- Manque de propreté du moteur
- Les chanfreins de l'entrée d'alésage sont durs/imparfaits
- Bavure en bas de l'alésage
- Fini d'alésage de cylindre de mauvaise qualité
- Segments en spirale montés manuellement sur le piston
- Excès de segments montés manuellement sur le piston
- Non utilisation/mauvaise utilisation de compresseur de segments
- Endommagement du piston – endommagement des dents, des rainures

PLUSIEURS CHOSES NE SONT PAS DUES À DES ERREURS DES RECONSTRUCTEURS

- Ordinateurs (mauvaise calibration)
- Capteurs (mauvais capteur)
- Soupape EGR (trop d'échappement)
- Tubulure d'admission (débris, fuite, chauffe)

CHOSSES À NE PAS OUBLIER LORS DE L'INSTALLATION DES SEGMENTS

- Insérez carrément les segments dans l'alésage et mesurez les ouvertures à l'aide d'une jauge d'épaisseur
- Ajustez l'ouverture en remplissant les deux côtés de l'ouverture de manière équitable
- Utilisez un outil d'élargissement afin d'installer les segments sur le piston, alors pour ne pas déformer le segment, ne montez pas les segments en spirale
- Installez les segments directionnels avec le point en haut (sinon un pompage d'huile peut se produire)
- Installez un segment racleur de 2.0 mm à 3 pièces avec les points de l'élargisseur vers le haut pour éviter d'avoir le trou de vidange au bas de la rainure d'huile.
- Écartez les ouvertures sur chaque segment de 180 degrés.
- Nettoyez les alésages avec de l'eau savonneuse chaude et une brosse, et essuyez avec un chiffon blanc et propre pour enlever tout résidu.
- Huilez légèrement les parois du cylindre et les segments avec une huile de moteur régulière non synthétique
- Serrez adéquatement le compresseur des segments, pour que les segments ne se coincent pas au bout du cylindre ni sortent vers l'alésage (Ne forcez pas le piston s'il est suspendu)
- Rodage du moteur : utilisez une huile de moteur conventionnelle — changez l'huile après les premières 4 828 kilomètres. Utilisez uniquement l'huile de moteur synthétique, si cela est spécifié par la fabricant

OUTIL D'INSTALLATION DE SEGMENTS DE PISTONS

Cet outil d'installation de segments n'est pas cher et est facile à utiliser. Insérez juste les bouts des segments dans la mâchoire à encoche. écartez le segment légèrement, et placez-le dans la rainure. Utile aussi pour démonter les segments facilement et sans dégâts.



COMMENT UTILISER LES DESCRIPTIONS DES ICÔNES DE CE CATALOGUE

YEAR	CC	CID	LITER	CYL	ENGINE	MODEL	BORE	GRV	RING TYPE	HAST SET	CYL SET	SIZE
1986-89	1590		1.6 L	4	D16A1	Integra	75.00	1.20 1.50 2.80	398 BF CR S 435 SCR P C GI 859 FV CR 732 FV CR	2C4640 2C4640010 2C4640020 2C4640030 2C4640040 2C4640060	STD 0.25 0.50 0.75 1.00 1.50	
ANNÉE DE FABRICATION		CYLINDRÉE DU MOTEUR (litre)		NOMBRE DE CYLINDRES		MODÈLE	ALÉSAGE	HAUTEUR DU SEGMENT (mm)	TYPE DU SEGMENT	RÉFÉRENCE		DIMENSION
CYLINDRÉE DU MOTEUR (cm cube)		CYLINDRÉE DU MOTEUR (pouce cube)		CODE DU MOTEUR						UNITÉ D'EMBALLAGE		



PRÉFIXES DES SEGMENTS DE PISTONS

Sans Préfixe... Segments de compression en fonte moulée
Segments racleurs en chrome ou en fonte

Préfixe 2C..... Segments de compression supérieurs en chrome
Segments racleurs en chrome

Préfixe 2M..... Segments de compression supérieurs Moly
Segments racleurs en chrome

Préfixe 2D Ont différents revêtements de face de segments et des matériaux adaptés pour des conceptions de moteurs diesel modernes

2N..... Contient des composants de nitrure (segments supérieurs ou segments racleurs à 3 pièces)

CODES ET ABRÉVIATION DE MATÉRIAUX

1PCO HUILE 1 PIÈCE

2PCO HUILE 2 PIÈCES

FV..... PURGEUR D'AIR 3 PIÈCES

BF..... EMBASE DE CYLINDRE

CC CHROME CÉRAMIQUE

CR CHROME

CHR..... RAIL EN CHROME

CI..... FER EN CARBURE

CF..... CONFORMATIC

CF KST..... CONFORMATIC KEYSTONE

DI..... FONTE DUCTILE

FKST KEYSTONE COMPLET

GI..... FONTE GRISE

GL..... VERROUILLAGE À RAINURE

HKST..... KEYSTONE À MOITIÉ

DI..... TRACTION ÉLEVÉE

KYS..... KEYSTONE

N..... NAPIER

GN À NITRURE

PVD GN NITRURE PVD

PC REVÊTU EN PHOSPHATE

PM..... PLASMA MOLLY

RVT TORSION ALTERNÉE

RVT BF..... TORSION ALTERNÉE EMBASE DE CYLINDRE

SCRP RACLEUR

SCRP TF RACLEUR FACE CONIQUE

SS..... ACIER INOXYDABLE

S ACIER

SN NITRURE D'ACIER

ST FACE DROITE

TF FACE CONIQUE

TFN NAPIER FACE CONIQUE

TFN CI..... NAPIER FACE CONIQUE FER EN CARBURE

T TORSION

TBF..... EMBASE DE CYLINDRE À TORSION

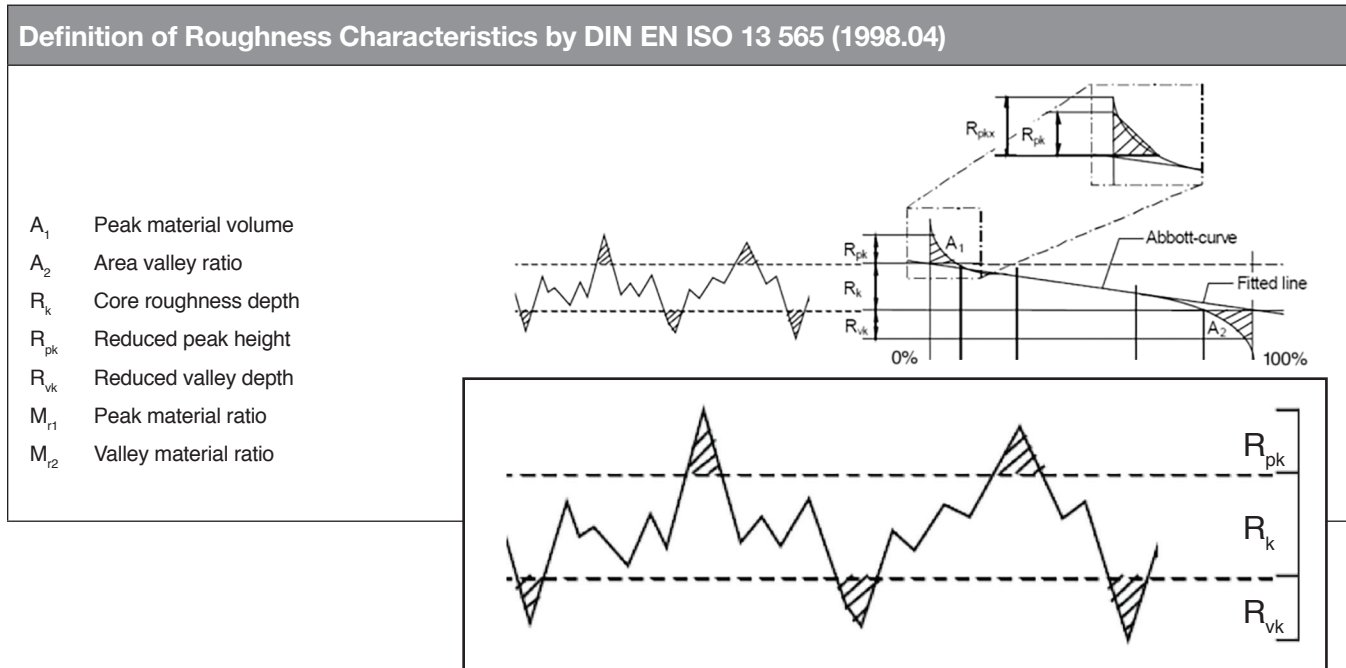
TTF..... FACE CONIQUE À TORSION

3CR CHROME TRIPLE

FINI D'ALÉSAGE

R_{pk} , R_k , et R_{vk} ont remplacé R_a comme la base de mesure la plus importante pour le fini d'alésage. Ils présentent une description plus définie de la surface réelle du fini d'alésage.

Courbe de l'indice portant (pourcentage du contact matériel entre la paroi du cylindre et le segment)



Reduced Peak Height (R_{pk}) (Hauteur de pointe réduite)

La portion supérieure de la surface qui s'usera rapidement lorsque le moteur commencera à fonctionner

Core Roughness Depth (R_k) (Profondeur de rugosité)

La surface de fonctionnement à long terme qui influencera la performance et la durée de vie du cylindre

Reduced Valley Depth (R_{vk}) (Profondeur de creux réduite)

La capacité de rétention d'huile des creux profonds qui ont été usinés sur la surface.

RECOMMANDATIONS DE L'INDUSTRIE

Applications générales :

Bonne performance et durée de vie adéquate

R_{pk} : 8-12 micro-pouces (<12 optimal)

R_k : 25-35 micro-pouces (<25 optimal)

R_{vk} : 40-50 micro-pouces (<40 optimal)

R_a : 15-20 micro-pouces et 12-23 micro-pouces


Pro-Stock et NASCAR autorisés :

Un fini plus lisse, durée de vie réduite, mais moins de friction

R_{pk} : 3-5 micro-pouces

R_k : 12-18 micro-pouces

R_{vk} : 20-25 micro-pouces




RÉTENTION D'HUILE ET ANGLE DE QUADRILLAGE

Rétention d'huile (creux dans la surface d'alésage)

- Rvk a une très forte corrélation avec la consommation d'huile
- Une Rvk excessive cause une forte consommation d'huile et une rotation excessive du segment
- Une Rvk insuffisante peut causer une usure excessive du segment et de l'alésage.

Angle de quadrillage

- Application auto typique : 45° l'un par rapport à l'autre (ou 22°-32° par rapport à la surface horizontale)
- L'angle de quadrillage doit être le même sur toute la longueur du cylindre et non pas aplatie à un bout ou à l'autre
- Segments de faible tension de course et de performance : 20°- 30°
- Nikasil® – Alésages à pulvérisation thermique – Alésages hypereuctique : 10°-15°



Source : Données de l'angle de quadrillage fournies par l'entreprise Sunnen Products

AIGUISAGE (APPLICATIONS GÉNÉRALES)

Pratiques standards de pierrage

Retrait de stock

- .0030" avec 80-100 grès
 - Retrait de stock en gros; produit des creux profonds
- .0015" avec 280-320 grès
 - Prépare une rugosité de base; règle la profondeur du creux
- .0005" avec 400-600 grès
 - Prépare les attributs du plateau

Fini

- Une brosse en nylon remplie par 320 grès abrasifs

OU

- Pierre à liant de liège de 800 grès
 - Enlève les défauts de surface laissés par l'aiguisage

RODAGE (MOTEURS DE COURSE)

Pratiques standards de pierrage

Retrait de stock

- EHU412 pierre à 150 grès
 - Retrait de stock en gros; produit des creux profonds
- .0020" avec JHU623 pierre à 280 grès
 - Prépare une rugosité de base; règle la profondeur du creux
- .0003" avec C30J95 pierre à 500 grès
 - Ces pierres doivent être coupées à une longueur de 2,750"
 - Prépare les attributs du plateau



Rpk : < 10 micro-pouce
Rvk : 18-25 micro-pouces

CONTENU DE FINI D'ALÉSAGE

DÉVIATIONS FRÉQUENTES PAR RAPPORT UN BON FINI D'ALÉSAGE

Cross hatch grooves irregularly spaced

Causes: Varying reciprocation rates, poor stone breakdown with alternate loading and breakdown, stone grade too hard and/or grit too coarse

Effect: Poor oil distribution, erratic break-in, poor oil economy

Wide, deep cross hatch grooves

Causes: Stone grit too coarse, excessive stone pressure, poor stone break-down, insufficient lubricant

Effect: Causes abnormal wear, excessive oil consumption, poor and variable break-in period

One directional cut

Causes: Excessive play in hone components

Effect: Causes rapid wear, poor seating, excessive ring rotation, lowers oil control

Low cross hatch angle

Causes: Low reciprocation rate compared to RPM used

Effects: High impact forces causing excessive wear, poor oil distribution, slower break-in of rings

Cross hatch groove folded and fragmented

Causes: Stone grit too coarse and/or grade too soft, insufficient lubricant

Effect: Causes scratching, high wear, raises ring temperatures, high and erratic oil consumption

Too little plateau

Causes: Stone grit too coarse, insufficient stock removal per cut

Effect: Excessive ring wear, high temperatures

Glazed plateau

Causes: Excessive stone pressures, loaded stones (too hard a grade), insufficient lubricant

Effect: Slows down seating-in and increases oil consumption

Excessive voids in cylinder wall

Causes: Excessive stone pressures, loaded stones (too hard a grade), insufficient lubricant

Effect: Increases oil consumption, rapid wear, reduces uniformity from engine to engine

VÉRIFIER LES OUVERTURES DES SEGEMENTS DE COMPRESSION

JEUX D'OUVERTURE DE SEGEMENTS DE COMPRESSION AUTOMOBILE RECOMMANDÉS

CYLINDER DIAMETER IN MILLIMETERS	RING GAP TOLERANCE IN MILLIMETERS
25.4 to 60.00496	0.1524 to 0.3556
60.0075 to 74.99096	0.2032 to 0.4064
74.9935 to 89.97696	0.254 to 0.508
89.9795 to 109.9795	0.3048 to 0.5588
109.982 to 129.982	0.3556 to 0.6604
129.9845 to 149.9845	0.4064 to 0.762
149.987 to 175.0035	0.508 to 0.889
175.006 to 228.5975	0.6096 to 1.0414

CYLINDER DIAMETER IN INCHES	RING GAP TOLERANCE IN INCHES
1.0000 to 2.3624	.006 to .014
2.3625 to 2.9524	.008 to .016
2.9525 to 3.5424	.010 to .020
3.5425 to 4.3299	.012 to .022
4.3300 to 5.1174	.014 to .026
4.3300 to 5.1174	.016 to .030
5.9050 to 6.8899	.020 to .035
6.8900 to 8.9999	.024 to .041

Un important fait est de ne pas oublier que ces tolérances sont strictement respectés par les fabricants et que les ouvertures de segments sont inspectées par des jauges dont la précision est autour de 0001” pour le diamètre du cylindre auquel le segment a été fabriqué. Toute augmentation du diamètre du cylindre dans lequel le segment est utilisé, plus que la dimension mentionnée, cause une augmentation d’environ .003” dans l’ouverture pour chaque augmentation de .001” dans le diamètre de cylindre.



ПОРШНЕВЫЕ КОЛЬЦА HASTINGS. СДЕЛАНО ДЛЯ ВСЕГО МИРА.

Начиная с 1915 года компания Hastings Manufacturing является конструктором и производителем поршневых колец мирового масштаба. Имея на данный момент наиболее развитый ассортимент производимых поршневых колец, компания Hastings производит поршневые кольца для практически любых типов двигателей — легковых, грузовых, мотоциклетных, компрессорных, морских, сельскохозяйственных и гоночных. Работая с производителями по всему миру, компания Hastings проектирует и изготавливает поршневые кольца для наиболее известных и признанных мировых торговых марок.

Компания Hastings производит только поршневые кольца — и на то есть причина. Мы считаем, что производство наилучшей продукции требует постоянной и направленной концентрации на одном виде изделий. Это помогает нам направить все усилия на то, чтобы добиться полной уверенности клиентов по всему миру в нашей продукции Hastings дает миру то, чего тот хочет от качественных поршневых колец: точность, эффективность и уверенность в надежности, вне зависимости от типа двигателя или сферы его использования. Если машина имеет двигатель внутреннего сгорания, она будет работать эффективнее и дольше с поршневыми кольцами от Hastings.

ВАЖНЫЕ АСПЕКТЫ ПРОЦЕССА ВОССТАНОВЛЕНИЯ ДВИГАТЕЛЕЙ

- Неудовлетворительная очистка двигателя
- Грубая/неровная поверхность фаски на входе в отверстие
- Заусенец на дне цилиндра
- Грубая поверхность цилиндра
- Натягивание колец на поршень вручную
- Приложение чрезмерных усилий при натягивании колец на поршень
- Некорректное использование приспособления для насаживания колец
- Повреждение поршня — вмятины, деформация канавок

МНОЖЕСТВО НЕИСПРАВНОСТЕЙ СЛУЧАЕТСЯ НЕ ПО ВИНЕ МАСТЕРА, ПРОВОДЯЩЕГО ВОССТАНОВЛЕНИЕ

- Компьютеры (плохая калибровка)
- Датчики (неисправный датчик)
- Клапан EGR (слишком большой выхлоп)
- Впускной коллектор (посторонние предметы, течи, перегрев)

ЧТО НЕОБХОДИМО ПОМНИТЬ ПРИ УСТАНОВКЕ ПОРШНЕВЫХ КОЛЕЦ

- Кольца необходимо вставлять перпендикулярно оси отверстия, измеряя зазор щупом
- Отрегулировать зазор можно путем равномерного подпиливания напильником обоих концов кольца
- Для установки кольца на поршень необходимо использовать специальный расширитель, позволяющий избежать деформации кольца — натягивать кольца по спирали не допускается
- Кольца, имеющие направление, устанавливаются следует отметкой-точкой вверх (в противном случае возможно подкачивание масла)
- Чтобы избежать попадания расширителя 3-составного маслоъемного кольца 2 мм в антидренажное отверстие/канавку на дне смазочной канавки необходимо устанавливать его расширителем вверх
- Замки колец необходимо развести на 180 градусов относительно замков в соседних кольцах
- Очистку отверстия производить теплым мыльным раствором и жесткой щеткой; затем протереть чистой белой ветошью, чтобы проверить отсутствие остаточного загрязнения
- Слегка смазать стенки цилиндра универсальным не синтетическим моторным маслом
- Хорошо затянуть приспособление для сжатия колец, чтобы кольца не цеплялись за края цилиндра и не выскакивали из канавок (запрещается с силой вдавливать цилиндр, если он застрял)
- Стандартная процедура приработки двигателя: использовать универсальное моторное масло — заменить масло после первых 3 000 миль/ 4 828 километров пробега. Использовать только синтетическое моторное масло, если это необходимо согласно инструкциям производителя

ПРИСПОСОБЛЕНИЕ ДЛЯ УСТАНОВКИ ПОРШНЕВЫХ КОЛЕЦ

Этот удобный инструмент недорог и удобен в использовании. Нужно просто вставить кольцо в клиновидные губки, плавно расширить его и вставить в канавку.

Также с его помощью можно легко удалить кольцо, не повреждая его.

КАК ПОЛЬЗОВАТЬСЯ КАТАЛОГОМ

ОПИСАНИЕ ПИКТОГРАММ

YEAR	CC	CID	LITER	CYL	ENGINE	MODEL	BORE	GRV	RING TYPE	HAST SET	CYL SET	SIZE
1986-89	1590		1.6 L	4	D16A1	Integra	75.00	1.20 1.50 2.80	398 BF CR S 435 SCR PC GI 859 FV CR 732 FV CR	2C4640 2C4640010 2C4640020 2C4640030 2C4640040 2C4640060	4	STD 0.25 0.50 0.75 1.00 1.50
год выпуска	Объем двигателя в куб. см	Объем двигателя в дюймах	Объем двигателя в литрах	количество цилиндров	НАЗНАЧЕНИЕ ДВИГАТЕЛЯ	МОДЕЛЬ	Диаметр	ВЫСОТА	ТИП И ОПИСАНИЕ	НОМЕР ДЕТАЛИ	Ремонтные размеры	



ПРИСТАВКИ К НАИМЕНОВАНИЯМ ПОРШНЕВЫХ КОЛЕЦ

Нет приставки	Чугунные компрессионные кольца Чугунные или хромистые маслосъемные кольца
Приставка 2C	Хромированные компрессионные кольца Маслосъемные кольца из хромистой стали
Приставка 2M	Компрессионные кольца с молибденовым покрытием Маслосъемные кольца из хромистой стали
Приставка 2D	Кольца с различными покрытиями из различных материалов, соответствующие современной конструкции дизельных двигателей
2N	С нитридосодержащими компонентами (верхние кольца или 3-составные маслосъемные кольца)

ШИФРЫ И СОКРАЩЕНИЯ НАЗВАНИЙ МАТЕРИАЛОВ

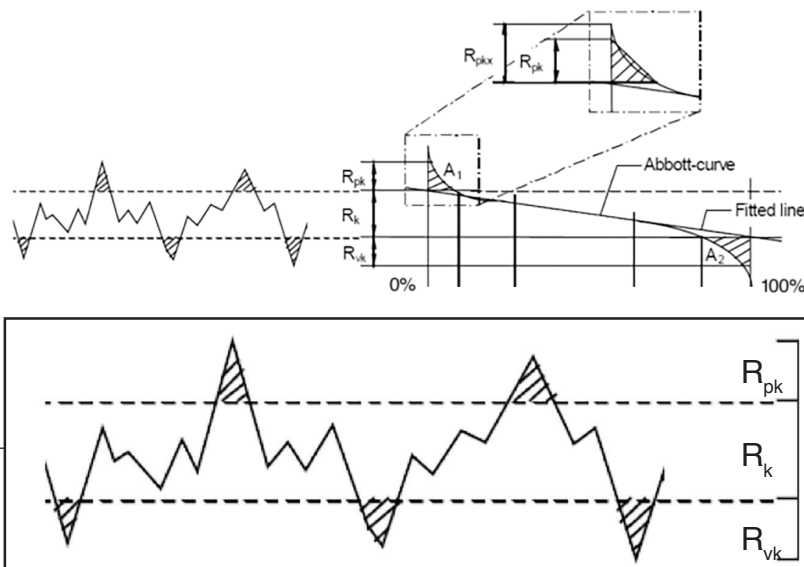
1PCO	1-СОСТАВНОЕ МАСЛОСЪЕМНОЕ	PM	ПЛАЗМЕННОЕ МОЛИБДЕНОВОЕ ПОКРЫТИЕ
2PCO	1-СОСТАВНОЕ МАСЛОСЪЕМНОЕ	RVT	С ВЫТОЧКОЙ НА ВНЕШНЕЙ ЦИЛИНДРИЧЕСКОЙ ПОВЕРХНОСТИ
FV	3-СОСТАВНОЕ ЭЛАСТИЧНОЕ С ЗАЗОРОМ	RVT BF	С ВЫТОЧКОЙ НА ВНЕШНЕЙ ЦИЛИНДРИЧЕСКОЙ ПОВЕРХНОСТИ И ФАСКОЙ
BF	СКРУГЛЕННАЯ ФАСКА	SCRP	МАСЛОСЪЕМНОЕ КОЛЬЦО
CC	ХРОМИСТАЯ КЕРАМИКА	SCRP TF	МАСЛОСЪЕМНОЕ КОЛЬЦО С КОНУСНОЙ ПОВЕРХНОСТЬЮ
CR	ХРОМ	SS	НЕРЖАВЕЮЩАЯ СТАЛЬ
CHR	НАПРАВЛЯЮЩАЯ ИЗ ХРОМИСТОЙ СТАЛИ	S	СТАЛЬ
CI	ЧУГУН С СОДЕРЖАНИЕМ КАРБИДОВ	SN	НИТРИДИРОВАННАЯ СТАЛЬ
CF	CONFORMATIC	ST	С ЦИЛИНДРИЧЕСКОЙ ПОВЕРХНОСТЬЮ
CF KST	ПОРШЕНЬ С КЛИНОВИДНЫМИ КОЛЬЦАМИ CONFORMATIC	TF	С КОНУСНОЙ ПОВЕРХНОСТЬЮ
DI	ВЫСОКОПРОЧНЫЙ ЧУГУН	TFN	С КОНУСНОЙ ПОВЕРХНОСТЬЮ И ВЫТОЧНОЙ ТИПА NAPIER
FKST	ЦЕЛЬНЫЙ ПОРШЕНЬ С КЛИНОВИДНЫМИ КОЛЬЦАМИ	TFN CI	С КОНУСНОЙ ПОВЕРХНОСТЬЮ И ВЫТОЧНОЙ ТИПА NAPIER ИЗ ЧУГУНА С КАРБИДНЫМ УПРОЧНЕНИЕМ
GI	СЕРЫЙ ЧУГУН	T	С ВЫТОЧКОЙ НА ВНУТРЕННЕЙ ЦИЛИНДРИЧЕСКОЙ ПОВЕРХНОСТИ
GL	РАЗДЕЛИТЕЛЬНО-ЗАПОРНАЯ ШАЙБА	TBF	С ВЫТОЧКОЙ НА ВНУТРЕННЕЙ ЦИЛИНДРИЧЕСКОЙ ПОВЕРХНОСТИ И СКРУГЛЕННОЙ ФАСКОЙ
HKST	РАЗЪЕМНЫЙ ПОРШЕНЬ С КЛИНОВИДНЫМИ КОЛЬЦАМИ	TTF	С ВЫТОЧКОЙ НА ВНУТРЕННЕЙ ЦИЛИНДРИЧЕСКОЙ ПОВЕРХНОСТИ И КОНУСНОЙ НАРУЖНОЙ ПОВЕРХНОСТЬЮ
DI	ВЫСОКОПРОЧНЫЙ	3CR	ТРОЙНОЕ ХРОМИРОВАНИЕ
KYS	ПОРШЕНЬ С КЛИНОВИДНЫМИ КОЛЬЦАМИ		
N	ТИПА NAPIER		
GN	С ПОКРЫТИЕМ НИТРИДОМ		
PVD GN	НИТРИД PVD		
PC	ФОСФАТИРОВАННЫЙ		

ШЕРОХОВАТОСТЬ ВНУТРЕННЕЙ ПОВЕРХНОСТИ ЦИЛИНДРА

При обозначении основных параметров шероховатости внутренних поверхностей цилиндров вместо Ra используются значения Rpk, Rk и Rvk. Они более точно характеризуют чистоту обработки поверхности

Опорная кривая профиля (доля поверхности контакта между цилиндром и поршневым кольцом)

Definition of Roughness Characteristics by DIN EN ISO 13 565 (1998.04)



Уменьшенная высота пиков (Rpk)

Верхняя часть профиля поверхности изнашивается с большей скоростью, когда двигатель начинает работу.

Основная глубина микронеровностей (Rk)

Поверхность, длительное время подвергавшаяся изнашиванию, профиль которой влияет на рабочие характеристики цилиндра.

Уменьшенная глубина впадин (Rvk)

Способность поверхности удерживать масло в бороздах, образовавшихся при механической обработке

ПРОФЕССИОНАЛЬНЫЕ РЕКОМЕНДАЦИИ

Общее назначение:

Хорошие эксплуатационные характеристики и долгий срок службы

Rpk: 8-12 микродюймов (оптимально <12)

Rk: 25-35 микродюймов (оптимально <25)

Rvk: 40-50 микродюймов (оптимально <40)

Ra: 15-20 микродюймов (допускается 12-23)


Pro-Stock и NASCAR:

Более гладкая поверхность, значительно более короткий срок службы, но меньшая сила трения

Rpk: 3-5 микродюймов

Rk: 12-18 микродюймов

Rvk: 20-25 микродюймов




СПОСОБНОСТЬ УДЕРЖИВАТЬ МАСЛО И УГОЛ НАСЕЧКИ

Способность удерживать масло (впадины на внутренней поверхности цилиндра)

- Показатель Rvk тесно связан с расходом масла
- Высокие значения Rvk вызывают повышенный расход масла и чрезмерное вращение колец
- Недостаточное значение Rvk может стать причиной высокой скорости изнашивания колец и стенок цилиндра

Угол насечки

- Стандартное значение для автомобильной промышленности: 45° относительно друг друга (или 22°-32° к горизонтальной поверхности)
- Угол косой насечки должен оставаться неизменным по всей высоте цилиндра и не должен переходить в горизонталь на каком-либо из концов
- Кольца низкого натяжения гоночных автомобилей: 20°- 30°
- Nikasil® — стенки цилиндров с термически напыленным покрытием — стенки цилиндров с заэвтектической структурой поверхности: 10°-15°



Источник: Данные по углу косой насечки предоставлены компанией Sunnen Products

ХОНИНГОВАНИЕ (ОБЩЕЕ НАЗНАЧЕНИЕ)

Стандартные методы хонингования
Удаление припусков

- 0.0030" при помощи шлифовального камня зернистостью 80-100
 - Удаление основной части припуска; образуются глубокие впадины
- 0.0015" при помощи шлифовального камня зернистостью 280-320
 - Подготовка базовой шероховатости; регулирует глубину впадин
- 0.0005" при помощи шлифовального камня зернистостью 400-600
 - Подготовка плоских участков

профиля финишная обработка

- абразивная щетка с нейлоновой щетиной зернистостью 320

ИЛИ

- шлифовальный камень с пробковым связующим зернистостью 800
 - Удаление поверхностных дефектов, оставшихся после хонингования

ХОНИНГОВАНИЕ (ДВИГАТЕЛИ ГОНОЧНЫХ АВТОМОБИЛЕЙ)

Стандартные методы хонингования
Удаление припусков

- Камень ENU412 зернистостью 150
 - Удаление основной части припуска; образуются глубокие впадины
- 0.0020" при помощи шлифовального камня JHU623 зернистостью 280
 - Подготовка базовой шероховатости; регулирует глубину впадин
- 0.0003" при помощи шлифовального камня C30J95 зернистостью 500
 - Такой камень необходимо укоротить до длины 2,750".
 - Подготовка плоских участков профиля



Rpk: до 10 микродюймов

Rvk: 18-25 микродюймов

КОНТРОЛЬ ЧИСТОТЫ ОБРАБОТКИ ПОВЕРХНОСТИ

РАСПРОСТРАНЕННЫЕ ДЕФЕКТЫ ОБРАБОТКИ ПОВЕРХНОСТИ

Борозды косой насечки расположены хаотично

Причины: Различная скорость возвратно-поступательного движения, неудовлетворительная степень разрушения камня при чередовании циклов нагружения и разрушения, слишком твердый камень или слишком грубое зерно.

Результат: Неудовлетворительное распределение масла, неправильное течение процесса приработки, увеличение расхода масла

Широкие, глубокие канавки насечки

Причины: Слишком грубое зерно, слишком большое усилие шлифования, неудовлетворительная степень разрушения камня, недостаточная степень смазки

Результат: Вызывает чрезмерную скорость изнашивания, повышенный расход масла, неправильный и неравномерный процесс приработки

Борозды расположены в одном направлении

Причины: Большой разброс в характеристиках материалов, использовавшихся в процессе хонингования

Результат: Вызывает быстрое изнашивание, плохую посадку, чрезмерное вращение колец, снижает способность удерживать масло

Малый угол насечки

Причины: Низкая скорость возвратно-поступательного движения по сравнению со скоростью вращения

Результат: Высокие динамические усилия, вызывающие чрезмерный износ, медленное протекание процесса приработки колец

Изменение направления и прерывистость борозд насечки

Причины: Слишком большая зернистость камня и/или слишком малая прочность связующего, недостаточность смазки

Результат: Вызывает появление царапин, высокой скорости изнашивания, повышение температуры колец, неоправданно высокий расход масла

Малое количество плоских участков профиля

Причины: Слишком грубое зерно шлифовального камня, недостаточное снятие припуска за проход

Результат: Повышенная скорость изнашивания колец, высокая температура

Слишком гладкие плоские участки профиля

Причины: Повышенное усилие шлифования, большая нагрузка на камень (для соответствующей марки), недостаточность смазки

Результат: Снижение скорости приработки и повышенный расход масла

Большие углубления в стенке цилиндра

Причины: Повышенное усилие шлифования, большая нагрузка на камень (для соответствующей марки), недостаточность смазки

Результат: Повышенный расход масла, быстрое изнашивание, большой разброс характеристик между двигателями

КОНТРОЛЬ ЗАЗОРОВ КОМПРЕССИОННЫХ КОЛЕЦ

РЕКОМЕНДУЕМЫЕ ЗНАЧЕНИЯ ЗАЗОРОВ В КОМПРЕССИОННЫХ КОЛЬЦАХ АВТОМОБИЛЕЙ

CYLINDER DIAMETER IN MILLIMETERS	RING GAP TOLERANCE IN MILLIMETERS
25.4 to 60.00496	0.1524 to 0.3556
60.0075 to 74.99096	0.2032 to 0.4064
74.9935 to 89.97696	0.254 to 0.508
89.9795 to 109.9795	0.3048 to 0.5588
109.982 to 129.982	0.3556 to 0.6604
129.9845 to 149.9845	0.4064 to 0.762
149.987 to 175.0035	0.508 to 0.889
175.006 to 228.5975	0.6096 to 1.0414

CYLINDER DIAMETER IN INCHES	RING GAP TOLERANCE IN INCHES
1.0000 to 2.3624	.006 to .014
2.3625 to 2.9524	.008 to .016
2.9525 to 3.5424	.010 to .020
3.5425 to 4.3299	.012 to .022
4.3300 to 5.1174	.014 to .026
4.3300 to 5.1174	.016 to .030
5.9050 to 6.8899	.020 to .035
6.8900 to 8.9999	.024 to .041

Не следует забывать, что указанные допуски производитель четко указывает соответствующие допуски, и что зазоры поршневых колец измеряют щупами с точностью до 0,0001 дюйма в цилиндре, для которого соответствующее кольцо было изготовлено. Любое изменение диаметра цилиндра, в котором используется кольцо в большую сторону приводит к увеличению зазора приблизительно на 0.003” на каждую 0.001” диаметра диаметра цилиндра.



HASTINGS PISTON RINGS. **MADE FOR THE WORLD.**

Seit 1915 ist Hastings Manufacturing Company einer der weltweit führenden Hersteller in der Kolbenringentwicklung und Herstellung. Mit dem umfangreichsten Sortiment an Kolbenringen welches heute verfügbar ist. Hastings hat Kolbenringe für praktisch jeden Motorentyp für PKW, LKW, Motorräder, Gartentechnik, Kompressoren, Schiffsmotoren, Landwirtschaft- und Rennmotoren. Hastings entwickelt und fertigt Kolbenringe für OEM's weltweit, Hastings entwirft und produziert Kolbenringe für die bekanntesten und vertrauenswürdigsten Marken.

Hastings fertigt nur Kolbenringe und das aus gutem Grund. Wir glauben, dass die Herstellung des besten Produkts einen einzigartigen und konstanten Fokus braucht. So konzentrieren wir uns darauf was wir am besten können: Lieferung von ultimativem Vertrauen für Kunden rund um den Globus. Hastings liefert was die Welt von Kolbenringen erwartet: Präzision, Leistung und Vertrauen, egal für welchen Motor oder welche Anwendung. Wenn es ein Verbrennungsmotor ist, dann läuft er besser und länger mit Hastings Kolbenringen.

WICHTIGE ASPEKTE BEI MOTORENREPARATUREN

- Mangelhafte Sauberkeit des Motors
- Rauhe/Fehlerhafte Oberkante am Zylinder
- Grate am Zylinderboden
- Beschädigte Zylinderbohrung
- Manuelle Ringmontage am Kolben
- Deformierung der Kolbenringe bei der Montage
- Nicht verwendete/unsachgemäß verwendete Ringzange
- Kolbenscha­den – Nutscha­den, verbeult

VIELE PROBLEME SIND KEINE MECHANIKERFEHLER

- Computer (schlechte Kalibrierung)
- Sensoren (schlechte Sensoren)
- AGR-Ventil (zuviel Abgase)
- Ansaugkrümmer (Verunreinigungen, undicht, läuft heiß)

EMPFEHLUNGEN FÜR DIE KOLBENRINGMONTAGE

- Setzen Sie die Ringe in den Zylinder ein und messen Sie das Stoßspiel mit einer Fühlerlehre
- Stellen Sie das Stoßspiel richtig ein, wenn möglich, mit gleichmäßigem Abstand an beiden Stoßenden
- Benutzen Sie die Kolbenringzange zur Montage der Ringe am Kolben zur Vermeidung bleibender axialer oder radialer Deformationen.
- Montieren Sie die Kolbenringe mit der Markierung (Punkt) nach oben zum Kolbenboden (sonst kann das Öl nicht abgestreift werden)
- Installieren Sie 2,0mm, 3-teilige Öl­abstreifringe mit der Kolbenringzange, Punkt nach oben zum Kolbenboden, um ein blockieren der Ölrücklauf­löcher zu vermeiden.
- Verdrehen Sie die Stoßenden der einzelnen Kolbenringe um 180 Grad zueinander.
- Reinigen Sie alle Ölrücklauf­löcher mit heißem Seifenwasser und Bürste und trocken Sie es mit einem sauberen weißen Tuch ab und prüfen Sie das keine Rückstände vorhanden sind.
- Ölen Sie die Zylinderlauf­büchse und Kolbenringe etwas mit Motorenöl.
- Fügen Sie die Kolbenringe richtig in die Nute ein, sodass die Ringe nicht an der Zylinderkante hängen bleiben können. (Drücken Sie nicht den Kolben ein, wenn die Ringe sich nicht richtig in die Nute einfügen)
- Typischer Motoreinlauf: Benutzen Sie das vom Hersteller empfohlene Motorenöl und wechseln es nach den ersten 3000 Meilen/4828 km (empfohlen 5000km). Benutzen Sie ein synthetisches Motorenöl nur, wenn es vom Motorenhersteller empfohlen wird.

KOLBENRINGZANGE

Die Kolbenringzange ist nicht teuer und einfach zu benutzen. Einfach die Keilbacken der Kolbenringzange an die Stoßenden des Kolbenrings platzieren, sanft öffnen und in der Nut am Kolben einfügen. Sie ist auch für die Demontage der Kolbenringe geeignet ohne diese zu beschädigen.



HINWEISE ZUR BENUTZUNG DES KATALOGS

SYMBOLBESCHREIBUNG

ENGINE	CC	CID	LITER	CYL	YEAR	MODEL	BORE	GRV	RING TYPE	HAST SET	CYL SET	SIZE
ACURA												
D16A1	1590		1.6 L	4	1986-89	Integra	75.00	1.20 1.50 2.80	398 BF CR S 435 SCR P PC GI 859 FV CR 732 FV CR	2C46#0 2C46#0010 2C46#0020 2C46#0030 2C46#0040 2C46#0060	4	STD 0.25 0.50 0.75 1.00 1.50

MOTORBEZEICHNUNG	HABRAUM KUBIKZENTIMETER	HABRAUM KUBIKZOLL	LITER	ZYLINDERANZAHL	JAHR	MODELL	BOHRUNG	HÖHE	TYP UND BESCHREIBUNG	ARTIKELNUMMER	VERPACKUNG	ABMESSUNG
------------------	----------------------------	----------------------	-------	----------------	------	--------	---------	------	-------------------------	---------------	------------	-----------



KOLBENRING PRÄFIX

No Prefix	Verdichtungsringe aus Gusseisen Ölabstreifringe aus Gusseisen oder Chrom	2D Prefix	Verschiedene Ringlaufflächenbeschichtungen und Materialien, die für moderne Dieselmotoren geeignet sind.
2C Prefix	Verchromte obere Verdichtungsringe Verchromte Ölabstreifringe	2N Prefix	Enthält Bestandteile aus Nitrit (obere Verdichtungsringe oder 3-teilige Ölabstreifringe).
2M Prefix	Molybdänbeschichtete obere Verdichtungsringe Verchromte Ölabstreifringe		

KODIERUNG UND MATERIALABKÜRZUNGEN

1PCO	EINTEILIGE ÖLABSTREIFRINGE	PVD GN	PVD NITRIERT
2PCO	ZWEITEILIGE ÖLABSTREIFRINGE	PC	PHOSPHATBESCHICHTET
FV	DREITEILIGE FLEXIBLE ÖLABSTREIFRINGE	PM	PLASMA-MOLYBDÄN-BESCHICHTUNG
BF	BALLIGE LAUFLÄCHE	RVT	RÜCKSEITE INNENFASE
CC	CHROMKERAMIK	RVT BF	RÜCKSEITE INNENFASE BALLIGE LAUFLÄCHE
CR	VERCHROMT	SCRP	ÖLSCHLITZRING
CHR	VERCHROMTE LAMELLEN	SCRP TF	GLEICHFASENRING
CI	EISENKARBID	SS	EDELSTAHL
CF	FORMFÜLLUNGSVERMÖGEN	S	STAHL
CF KST	FORMFÜLLENDER TRAPEZRING	SN	NITRIERTER STAHL
DI	DEHNBARES EISEN	ST	RECHTECKRING
FKST	DOPPELSEITIGER TRAPEZRING	TF	MINUTENRING
GI	GRAUGUSS	TFN	NASENMINUTENRING
GL	ZWISCHENRING	TFN CI	NASENMINUTENRING AUS EISENKARBID
HKST	EINSEITIGER TRAPEZRING	T	INNENFASE
DI	HOCH WIDERSTANDSFÄHIG	TBF	INNENFASE BALLIGE LAUFLÄCHE
KYS	TRAPEZRING	TTF	INNENFASE MINUTENRING
N	NASENRING	3CR	TRIPLE CHROME – DREIFACH CHROM
GN	NITRIERT		

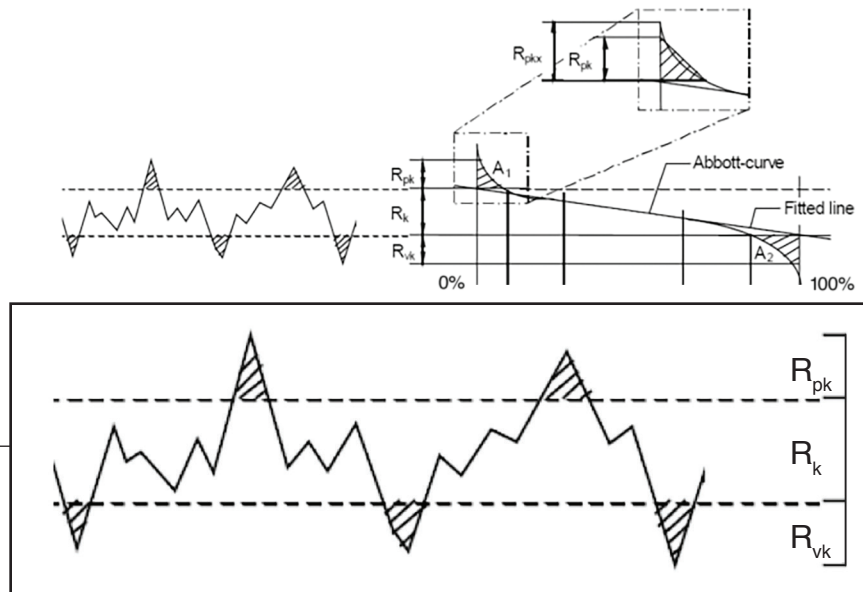
ZYLINDEROBERFLÄCHE

Rpk, Rk und Rvk ersetzen Ra als wichtigsten Parameter für die Rauheit. Diese Parameter beschreiben den Zustand der Oberfläche des Zylinders am besten.

Materialanteilskurve (Materialanteil im Kontakt zwischen Zylinder und Kolbenring)

Definition of Roughness Characteristics by DIN EN ISO 13 565 (1998.04)

- A_1 Peak material volume
- A_2 Area valley ratio
- R_k Core roughness depth
- R_{pk} Reduced peak height
- R_{vk} Reduced valley depth
- M_{r1} Peak material ratio
- M_{r2} Valley material ratio



Reduzierte Spitzenhöhe (Rpk)

Der obere Teil der Oberfläche, der nach dem Motoreinlauf schnell abgetragen wird.

Kernrautiefe R_k ist die Tiefe des Rauheitskernprofils

Die Langzeitauffläche, welche die Leistung und die Lebensdauer des Zylinders beeinflusst

Reduzierte Riefentiefe R_{vk} ist die gemittelte Tiefe der aus dem Kernbereich herausragenden Riefen

Die Ölrückhaltefähigkeit der tiefen Mulden, die in die Oberfläche eingearbeitet wurden

INDUSTRIEEMPFEHLUNGEN

Allgemein

Gute Leistung mit hoher Lebensdauer

Rpk: 8-12 Mikroinch (<12 Optimal))

Rk: 25-35 Mikroinch (25 Optimal)

Rvk: 40-50 Mikroinch (40 Optimal)

Ra: 15-20 Mikroinch (12-23 Zulässig)


Pro-Stock & NASCAR:

Glattere Oberfläche, kürzere Lebensdauer aber weniger Reibung

Rpk: 3-5 Mikroinch

Rk: 12-18 Mikroinch

Rvk: 20-25 Mikroinch




ÖLHAFTUNG UND HONUNGSWINKEL

Ölhaftung (Riefen in der Zylinderoberfläche)

- Rvk beeinflusst den Ölverbrauch stark
- Übermäßige Rvk verursacht einen hohen Ölverbrauch und übermäßige Ringrotation
- Zu geringe Rvk kann einen hohen Verschleiß von Kolbenringen und Zylindern verursachen

Honungswinkel

- Typisch für Automobilanwendungen: 45° zueinander (oder 22°-32° zur horizontalen Zylinderblockoberfläche)
- Der Honungswinkel sollte über die gesamte Länge des Zylinders gleich sein und nicht an beiden Enden abflachen
- Hochleistungskolbenringe mit niedriger Spannkraft für Rennanwendungen 20°- 30°
- Nikasil® – Thermisch beschichtete Zylinderoberfläche
 - Hypereutektische Zylinderoberflächen 10°-15°



Quelle: Daten für Honungswinkel von Sunnen Products Company

HONUNG (ALLGEMEIN)

Standard Honen

Normales Honen

- 0,076mm mit Honstein Körnung 80÷100
 - Intensives Honen:
Erzeugt tiefe Riefen
- 0,0381mm mit Honstein Körnung 280-320
 - Vorbereitung der Kernrauheit
Regulierung der Riefentiefe
- 0,0127mm mit Honstein Körnung 400÷600
 - Vorbereitung der Parameter für die Ebenheit

Endbehandlung:

- Schleifmittel gefüllte Nylonbürste Körnung 320
- oder**
- Korksleifklotz Körnung 800
 - Entfernt Oberflächendefekte
 - Entfernt Rückstände vom Honen

HONUNG - RENNMOTOREN

Standard Honen

Normales Honen

- EHU412 Körnung 150
 - Intensives Honen
Erzeugt tiefe Riefen
- 0,05mm mit JHU623 Körnung 280
 - Vorbereitung der Kernrauheit
Regulierung der Riefentiefe
- 0,008mm mit C30J95 Körnung 500
 - Diese Steine müssen verkürzt werden
auf eine Länge von 69,85mm
 - Vorbereitung der Parameter für die Ebenheit:



Rpk: < 10 Mikrozoll (0,25 Mikrometer)
Rvk: 18-25 Mikrozoll (0,45÷0,63 Mikrometer)

ENDBEHANDLUNG DURCHFÜHREN

HÄUFIG AUFTRETENDE ABWEICHUNGEN VON EINER GUTEN ZYLINDERÖBERFLÄCHE

unregelmäßige Honspuren

Ursache: Unterschiedliche Hin- und Herbewegungsraten, schlechter Zustand der Honsteine mit falschem Druck, Steine zu Hart und oder Körnung zu grob

Wirkung: Schlechte Ölverteilung, ungleichmäßiger Motorlauf, Ölverbrauch

Breite, tiefe Honspuren

Ursache: Zu grobe Körnung, übermäßiger Steindruck, schlechte Honsteine, unzureichende Schmierung

Wirkung: Zu hoher Verschleiß, hoher Ölverbrauch, kurze und ungleichmäßige Motoreinlaufphase

Honspuren nur in eine Richtung

Ursache: Zu großes Spiel in den Honkomponenten

Wirkung: Zu hoher Verschleiß, schlechter Sitz, übermäßige Ringrotation, schlechte Schmierung

Kleiner Honungswinkel

Ursache: Zu niedrige Hin- und Herbewegungsrate im Vergleich zur Umdrehung

Wirkung: Hohe Schlagkräfte verursachen einen hohen Verschleiß, schlechte Ölverteilung, langsamerer Einlauf der Kolbenringe

Honspuren kantig und gebrochen

Ursache: Zu grobe Körnung/oder zu weich, unzureichende Schmierung

Wirkung: Verursacht Kratzer, hoher Verschleiß, erhöhte Ringtemperaturen, hoher und ungleichmäßiger Ölverbrauch

Zu geringe Ebenheit

Ursache: Zu grobe Körnung, unzureichende Abtragsmenge pro Schnitt

Wirkung: Übermäßiger Ringverschleiß, erhöhte Temperaturen

verglaste Oberfläche

Ursache: Übermäßige Steindrücke, verschlissene Steine (zu hart), unzureichende Schmierung

Wirkung: Verlangsamer Motoreinlauf und erhöhter Ölverbrauch

Übermäßige Hohlräume in der Zylinderwand

Ursache: Übermäßige Steindrücke, verschlissene Steine (zu hart), unzureichende Schmierung

Wirkung: Erhöhter Ölverbrauch, hoher Verschleiß, reduziert den Gleichlauf des Motors

ÜBERPRÜFUNG DES STOSSSPIELS DER VERDICHTUNGSRINGE

EMPFOHLENE STOSSSPIELWERTE FÜR AUTOMOBIL-VERDICHTUNGSRINGE

CYLINDER DIAMETER IN MILLIMETERS	RING GAP TOLERANCE IN MILLIMETERS
25.4 to 60.00496	0.1524 to 0.3556
60.0075 to 74.99096	0.2032 to 0.4064
74.9935 to 89.97696	0.254 to 0.508
89.9795 to 109.9795	0.3048 to 0.5588
109.982 to 129.982	0.3556 to 0.6604
129.9845 to 149.9845	0.4064 to 0.762
149.987 to 175.0035	0.508 to 0.889
175.006 to 228.5975	0.6096 to 1.0414

CYLINDER DIAMETER IN INCHES	RING GAP TOLERANCE IN INCHES
1.0000 to 2.3624	.006 to .014
2.3625 to 2.9524	.008 to .016
2.9525 to 3.5424	.010 to .020
3.5425 to 4.3299	.012 to .022
4.3300 to 5.1174	.014 to .026
4.3300 to 5.1174	.016 to .030
5.9050 to 6.8899	.020 to .035
6.8900 to 8.9999	.024 to .041

Zur Erinnerung, eine wichtige Tatsache ist, dass die Hersteller das Stoßspiel mit präzisen Messvorrichtungen mit einer Genauigkeit von 0,005mm des Zylinderdurchmessers messen und bei der Herstellung die Toleranzen streng einhalten. Jede Vergrößerung des Zylinders an dem der Ring verwendet wird führt zu einer Zunahme von etwa 0,03 mm des Stoßspiels, für je 0,01 mm Anstieg des Zylinderdurchmessers.

DATA PROVIDERS AND REGISTRATION



Hastings has multiple registrations around the world, from Brasil to Russia.
















Hastings Manufacturing Company Quality Certifications:



YEAR	CC	CID	LITER	CYL	ENGINE	MODEL	BORE	GRV	RING TYPE	HAST SET Set #	CYL SET	SIZE
ACURA												
1986-89	1590		1.6 L	4	D16A1	Integra	75.00 2.953	1.20 1.50 2.80	398 BF CR S 435 SCR P PC GI 859 FV CR 732 FV CR	2C4640 2C4640010 2C4640020 2C4640030 2C4640040 2C4640060	4	STD 0.25 0.50 0.75 1.00 1.50
1991-93 1990-01 1990-01	1678 1797 1834		1.7 L 1.8 L 1.8 L	4 4 4	B17A1 B18C1 B18A1, B18B1, B18C5	Integra Integra Integra	81.00 3.189	1.00 1.20 2.80	398 BF CR S 126 RVT PC GI 861 FV CR 732 FV CR	2C4666 2C4666010 2C4666020 2C4666030 2C4666040	4	STD 0.25 0.50 0.75 1.00
2002-05 2002-06	1998 1998	122 122	2.0 L 2.0 L	4 5	K20A2, K20A3, K20Z1	RSX RSX	86.00 3.386	1.20 1.20 2.00	398 BF CR S 126 RVT PC GI 993 FV CR 005 FV CR	2C5089 2C5089020 2C5089010 2C5089030 2C5089040	4	STD 0.50 0.75 1.00 1.00
2013-15	1997		2.0 L	4	R20A3	ILX	81.00 3.189	1.20 1.20 2.00	398 BF CR S 126 RVT PC GI 993 FV CR 005 FV CR	2C4850 2C4850010 2C4850020 2C4850030 2C4850040	4	STD 0.25 0.50 0.75 1.00
2012-15	2354		2.4 L	4	K24Z3, K24Z7	ILX, TSX V-TEC	87.00 3.425	1.20 1.20 2.00	398 BF CR S 126 RVT PC GI 993 FV CR 005 FV CR	2C5147 2C5147010 2C5147020 2C5147030 2C5147040	4	STD 0.25 0.50 0.75 1.00
1998-99	2254		2.3 L	4	F23A1	CL	86.00 3.386	1.20 1.20 2.80	398 BF CR S 126 RVT PC GI 997 FV CR 732 FV CR	2C4969 2C4969020 2C4969030 2C4969040	4	STD 0.50 0.75 1.00
2012-15	2354		2.4 L	4	K24Z7	ILX Saloon	87.00 3.425	1.20 1.00 2.00	398 BF CR S 123 RVT PC DI 993 FV CR 005 FV CR	2C4122 2C4122020 2C4122030	4	STD 0.50 0.75
2003-10	2354		2.4 L	4	K24A2 DOHC	FI TSX	87.00 3.425	1.20 1.20 2.50	398 BF CR S 126 RVT PC GI 995 FV CR 732 FV CR	2C5179 2C5179020 2C5179030 2C5179040	4	STD 0.50 0.75 1.00
1991-98	2456		2.5 L	5	G25A, G25A1, G25A4	TL, Vigor	85.00 3.346	1.20 1.20 2.80	398 BF CR S 126 RVT PC GI 997 FV CR 732 FV CR	2C4779 2C4779020 2C4779030 2C4779040	5	STD 0.50 0.75 1.00
1986-87	2494		2.5 L	6	C25A1	Legend	84.00 3.307	1.20 1.20 4.00	398 BF CR S 126 RVT PC GI 058 FV CR 732 FV CR	2C4644 2C4644020 2C4644030 2C4644040	6	STD 0.50 0.75 1.00
1987-97	2675		2.7 L	6	C27A1	Legend	87.00 3.425	1.20 1.20 4.00	398 BF CR S 126 RVT PC GI 058 FV CR 732 FV CR	2C4645 2C4645020 2C4645030 2C4645040	6	STD 0.50 0.75 1.00
1997-98	2977		3.0 L	6	J30A1	CL	86.00 3.386	1.20 1.20 2.80	398 BF CR S 126 RVT PC GI 997 FV CR 732 FV CR	2C4971 2C4971020 2C4971030 2C4971040	6	STD 0.50 0.75 1.00
1991-05 1991-98	2977 3206		3.0 L 3.2 L	6 6	C30A1, C30A C32A1, C32A6	NSX, NSX-T Legend, TL	90.00 3.543	1.20 1.20 2.80	398 BF CR S 126 RVT PC GI 861 FV CR 732 FV CR	2C4667 2C4667020 2C4667030 2C4667040	6	STD 0.50 0.75 1.00
1997-05	3179		3.2 L	6	C32B1	NSX, NSX-T	93.00 3.661	1.20 1.20 2.50	398 BF CR S 126 RVT PC GI 995 FV CR 732 FV CR	2C4781 2C4781010 2C4781020 2C4781030 2C4781040	6	STD 0.25 0.50 0.75 1.00
									397 BF PM S 126 RVT PC GI 995 FV CR 732 FV CR	2M4781 2M4781010 2M4781020 2M4781030 2M4781040	6	STD 0.25 0.50 0.75 1.00

YEAR	CC	CID	LITER	CYL	ENGINE	MODEL	BORE	GRV	RING TYPE	HAST SET Set #	CYL SET	SIZE
ACURA												
1999-08 2001-17	3210 3471		3.2 L 3.5 L	6 6	J32A1, J32A2, J32A3 J35A1, J35A3, J35A8 J35Y4, J35Z2 J35Z6, J35A6	CL-S, TL, TL-S MDX, RL, LX, TL, TL-S, RDX, RLX, 212. RDX, TL, TSX	89.00 3.504	1.20 1.20 2.80	398 BF CR S 126 RVT PC GI 997 FV CR 732 FV CR	2C4972 2C4972020 2C4972030 2C4972040	6	STD 0.50 0.75 1.00
1996-04	3474		3.5 L	6	C35A1	RL	90.00 3.543	1.50 1.20 2.80	335 T PM DI 126 RVT PC GI 861 FV CR 732 FV CR	2M4940 2M4940020 2M4940030 2M4940040	6	STD 0.50 0.75 1.00
ALFA ROMEO (Listed by Cylinder Diameter)												
2011-On	1368		1.4 L	4	199 A1.000, 350 A1.000 Euro4/5, 955 A9.000	Mito 1.4	72.00 2.835	1.00 1.20 2.00	326 TBF GN SS 406 N PC DI 248 CF CR 881 2PCO	2N4104 2N410420 2N410440 2N410460	4	STD 0.20 0.40 0.60
1955-70	1290		1.3 L	4	101	750, B, C, E, Guiletta, Std. Super, Berlina, Sprintti, Guilia 1300	74.00 2.913	2.00 2.00 4.00	102 T PC GI 401 SCRPP PC GI 058 FV CR 732 FV CR	5988 5988040	4	STD 1.00
1964-90	1567		1.6 L	4	AR 00526, AR 00536, AR 01600, AR 06100	Giulia, Giulia GT, Alfetta, Spider 1600, 75	78.00 3.071	1.50 1.75 4.00	362 BF 3CR GI 401 SCRPP PC GI 056 FV CR 732 FV CR	2C9520	4	STD
1985-92	1597		1.6 L	4	AR61101 Replacement Piston w/3.5mm oil ring	75	78.00 3.071	1.50 1.75 3.50	327 BF PM GI 401 SCRPP PC GI 058 FV CR 732 FV CR	2M5026	4	STD
1972-86 1979-84 1977-96	1186 1287 1351		1.2 L 1.3 L 1.4 L	4 4 4	AR 30104 AR 30160, AR 30180 AR 33501, AR 31010, AR 30755, AR 30753, AR 30732, AR 30587, AR 30586, AR30502, AR 30168, AR 30164	Alfasud TI Alfasud Alfasud	80.00 3.150	1.50 1.75 4.00	032 BF PC GI 401 SCRPP PC GI 056 FV CR 732 FV CR	9519 9519020 9519040	4	STD 0.50 1.00
1967-77	1779		1.8 L	4	501, 501.41	1750GT, Alfetta, Spider, Veloce			362 BF 3CR GI 401 SCRPP PC GI 056 FV CR 732 FV CR	2C9519 2C9519020 2C9519040 2C9519060	4	STD 0.50 1.00 1.50
1967-92	1779		1.8 L	4	AR 00548, AR 01608, AR 01608 X, AR 01678 AR 06168, AR 06202, AR 61102, AR 61201	1750 GT, Alfetta, 75	80.00 3.150	1.50 1.75 3.50	362 BF 3CR GI 401 SCRPP PC GI 055 FV CR 732 FV CR	2C4291	4	STD
2000-10 2000-08	1910 2387		1.9 L 2.4 L	4 5	AR 37101, 937 A2.000 839.A600, AR 36202, 841 C.000	JTD JTD Turbo Diesel	82.00 3.228	2.50 2.00 2.00	217 BF CR DI 210 SCRPP TF PC DI 248 CF CR 881 2PCO	2C7340	1	STD
1998-01 1998-00	1910 2387		1.9 L 2.4 L	4 5	AR 32302 AR 34202, AR 32501	JTD JTD Turbo Diesel	82.00 3.228	3.00 2.00 3.00	221 FKST CC DI 210 SCRPP TF PC DI 204 CF CR DI 881 2PCO	2D7355	1	STD
2000-12 2001-12	1910 2387		1.9 L 2.4 L	4 5	192 A5.000, 192 B1.000 937 A4.000, 937 A5.000, 937 A6.000, 939 A2.000 AR 37101, 937 A2.000 939 A3.000, 841 N.000, 841 M.000, 841 H.000, 841 G.000, 839 A6.000, AR 36202, 841 C.000,	JTD, JTD 16V, JTDM 16V JTDM 16V Q4 JTD, JTDM, JTDM 20V, Brera Spider Turbo Diesel	82.00 3.228	2.00 2.00 2.00	205 BF CR DI 214 RVL PC DI 248 CF CR 881 2PCO	2D7366	1	STD
2009-On	1956		2.0 L	4	198 A5.000, 844 A2.000 939 B3.000, 939 B4.000 939 B5.000, 940 A4.000 940 A5.000, 940 A7.000 940 A8.000 Euro 5	159, Brera, Giulietta Diesel Eng Turbo Intercooled	83.00 3.268	1.50 1.50 2.00	239 BF CC DI 406 N PC DI 553 CF CR GI 881 2PCO	2D7528 2D752840	4	STD 0.40

YEAR	CC	CID	LITER	CYL	ENGINE	MODEL	BORE	GRV	RING TYPE	HAST SET	CYL SET	SIZE
												
ALFA ROMEO (Listed by Cylinder Diameter)												
1979-93	1490		1.5 L	4	AR 30124, AR 30128, AR 30128, AR 30146, AR 30182, AR 30184, AR 30504, AR 30508, AR 30514, AR 30520	Alfasud, Sprint & Super, 33, 33 Sportwagon	84.00 3.307	1.50 1.75 4.00	032 BF PC GI 401 SCRPP PC GI 056 FV CR 732 FV CR 362 BF 3CR GI 401 SCRPP PC GI 056 FV CR 732 FV CR	4250	4	STD
										2C4250	4	STD
1989-96 1985-93	1962		1.8 L 2.0 L	4 4	AR 67102, AR 67101 AR 01588, AR 06166, AR 06224, AR 06416, AR 06420, AR 67201, AR 64103	75 1.8, 155 2.0 T.S. Spider 2000, 75 2.0T.S., 164 2.0 T.S.	84.00 3.307	1.50 1.50 3.50	336 T PM DI 126 RVT PC GI 058 FV CR 732 FV CR	2M4955 2M4955020	4	STD 0.50
1992-98 1972-82	1962		2.0 L	4	115	Alfetta, Alfetta GTV Berlina, GTV, Spider	84.00 3.307	1.50 1.75 4.50	102 T PC GI 401 SCRPP PC GI 871 FV CR 732 FV CR 362 BF 3CR GI 401 SCRPP PC GI 871 FV CR 732 FV CR	4280	4	STD
										2C4280	4	STD
1992-97	2492		2.5 L	6	AR67303	155 V-6	88.00 3.464	1.50 1.75 4.00	362 BF 3CR GI 126 RVT PC GI 056 FV CR 732 FV CR	2C4290	6	STD
1986-90 1983-92 1987-99	1779 2393 2500		1.8 L 2.4 L 2.5 L	4 4 4	VM82A, VM96A VM14HT, VM81A VM07B, VM08B, VM31B, VM32B, VM84A	TD 33 TD Alfetta, 75, 90 TD 155, 164 Turbo Diesel	92.00 3.622	2.50 2.00 4.00	225 FKST CR DI 210 SCRPP TF PC DI 204 CF CR DI 881 2PCO	2C7458	1	STD
1978-86	2445		2.5 L	4	8140.61.200, 8144.61, 8144.61.200	AR 8 Box, AR 8 Platform, AR 6 Box, AR 8 Furgone Diesel Eng	93.00 3.661	3.00 2.00 4.00	376 BF CR DI 401 SCRPP PC GI 200 CF PC GI 881 2PCO	2D9384	4	STD
1987-92	2959		3.0 L	6	AR 06120, AR 06124, AR06410, AR 61503, AR 64301	V-6 75, 164, Milano	93.00 3.661	1.50 1.50 3.50	032 BF PC GI 126 RVT PC GI 058 FV CR 732 FV CR 327 BF PM GI 126 RVT PC GI 058 FV CR 732 FV CR	4746 4746020 4746030 4746040	6	STD 0.50 0.75 1.00
										2M4746 2M4746020 2M4746030 2M4746040	6	STD 0.50 0.75 1.00
ALLIS CHALMERS (Listed by Cylinder Diameter)												
				4	N62 Eng. G	Continental Eng.	2 3/8	3/32 3/32 3/16	032 BF PC GI 126 RVT PC GI 870 FV CR 732 FV CR 362 BF 3CR GI 126 RVT PC GI 870 FV CR 732 FV CR	5671	4	STD
										2C5671 2C5671030	4	STD 0.75
				4	B, IB, PWR, B15, FC, FT20, FT25, FTP20, FTP30	Waukesha Eng.	3 1/4	1/8 1/8 3/16	032 BF PC GI 126 RVT PC GI 860 FV CR 732 FV CR 362 BF 3CR GI 126 RVT PC GI 860 FV CR 732 FV CR	5060 5060020 5060030 5060060	4	STD 0.50 1.50 1.50
				4	138	B, B15, B125, C, CA, D10, D12, IB, RC, Combine 60, G138	3 3/8	1/8 1/8 1/8 3/16	362 BF 3CR GI 126 RVT PC GI 126 RVT PC GI 860 FV CR 732 FV CR	2C7762	4	STD

YEAR	CC	CID	LITER	CYL	ENGINE	MODEL	BORE	GRV	RING TYPE	HAST SET Set #	CYL SET	SIZE
ALLIS CHALMERS (Listed by Cylinder Diameter)												
				4	B, C, CA, R & 138 Allied Kit #WSA494 Ertel Slv Kit #SA201 Genuine Parts #S159 McQuay Norris#SA197 Perfect Circle #WSA494		3 7/16	3/32 3/32 3/32 3/16	032 BF PC GI 126 RVT PC GI 126 RVT PC GI 860 FV CR 732 FV CR 362 BF 3CR GI 126 RVT PC GI 126 RVT PC GI 860 FV CR 732 FV CR	7705 2C7705	4 4	STD STD
				4	B, IB,G153 Permite SlvKit #CSA273		3 7/16	1/8 1/8 1/8 3/16	032 BF PC GI 126 RVT PC GI 126 RVT PC GI 860 FV CR 732 FV CR 362 BF 3CR GI 126 RVT PC GI 126 RVT PC GI 860 FV CR 732 FV CR	5063 5063060 2C5063	4 4	STD 1.50 STD
				6	WD45	Diesel Eng	3 7/16	1/8 1/8 1/8 3/16 3/16	362 BF 3CR GI 126 RVT PC GI 126 RVT PC GI 501 1PCO PC GI 825 2PCO 501 1PCO PC GI	2C5102	6	STD
				4	G149 D14	D 10, D12 SERIES II, III S/N 3501-ON D14, D15G, H3, I40, I400, 1400 10, 66,90, 72	3 1/2	1/8 1/8 1/8 3/16	362 BF 3CR GI 126 RVT PC GI 126 RVT PC GI 860 FV CR 732 FV CR	2C5117	4	STD
				6	G246, G262	D19, TL14 C, CB, CH, CR, CT, C11, F, G	3 9/16	1/8 1/8 1/8 3/16	362 BF 3CR GI 126 RVT PC GI 126 RVT PC GI 860 FV CR 732 FV CR	2C468	6	STD
				6	D262, D262T D262 D262	Diesel D17 SERIES III, IV, D19 Diesel A, B, R S/N 119460-on Diesel DD, TL10D, 12D	3 9/16	3/32 3/32 3/32 3/16 3/16	362 BF 3CR GI 126 RVT PC GI 126 RVT PC GI 501 1PCO PC GI 825 2PCO 501 1PCO PC GI	2C7136	6	STD
				6	D262 DA262D DA262	Diesel D17D, D17D Series IV Diesel A, B, R To S/N 119460 Diesel DD; TL10D 12D	3 9/16	1/8 1/8 1/8 3/16 3/16	362 BF 3CR GI 126 RVT PC GI 126 RVT PC GI 501 1PCO PC GI 825 2PCO 501 1PCO PC GI	2C7513	6	STD
				4	G160 Gas or LPG Eng.	D15 Series II S/N 9001-on H3, I60G, I600G , G160	3 5/8	3/32 3/32 3/32 3/16	032 BF PC GI 126 RVT PC GI 126 RVT PC GI 860 FV CR 732 FV CR 362 BF 3CR GI 126 RVT PC GI 126 RVT PC GI 860 FV CR 732 FV CR	7593 2C7593	4 4	STD STD
				6	G2500	One-Eighty	3 3/4	3/32 3/32 3/32 3/16	363 BF CR GI 126 RVT PC GI 126 RVT PC GI 860 FV CR 732 FV CR	2C7702	6	STD
				4	4.236	Perkins Diesel One-Seventy	3.877	3/32 3/32 3/32 1/4 1/4	362 BF 3CR GI 126 RVT PC GI 126 RVT PC GI 501 1PCO PC GI 825 2PCO 501 1PCO PC GI	2C7201	4	STD

YEAR	CC	CID	LITER	CYL	ENGINE	MODEL	BORE	GRV	RING TYPE	HAST SET Set #	CYL SET	SIZE
ALLIS CHALMERS (Listed by Cylinder Diameter)												
				6	G2800	Gas or LPG One-Ninety XT TL545 GAS	3 7/8	3/32 3/32 3/32 3/16	363 BF CR GI 126 RVT PC GI 126 RVT PC GI 860 FV CR 732 FV CR	2C7703	6	STD
				6	D2800 D2900 301 D2900 Sleeved Eng.	ONE-Eighty, One Ninety One-Ninety XT Turbo 7000 Turbo TL545, 545D, 545H Diesel Eng	3.877	3/32 3/32 3/32 3/16	362 BF 3CR GI 126 RVT PC GI 126 RVT PC GI 565 CF CR GI 881 2PCO	2C7174	6	STD
				4	D2200	Diesel	3.877	3/32 3/32 3/32 3/16	362 BF 3CR GI 126 RVT PC GI 126 RVT PC GI 565 CF CR GI 881 2PCO	2C7125	4	STD
				4	G226, W25, W45, W201, W226 GAS or LPG	One-Seventy, D17 III, IV Piston#226347 SUPER 100 TL10, 11, 12, D, DG	4.000	1/8 1/8 1/8 3/16	362 BF 3CR GI 126 RVT PC GI 126 RVT PC GI 860 FV CR 732 FV CR	2C702	4	STD
				4	W White Machine Piston #A1070 Sleeved Eng.		4 1/8	3/32 1/8 1/8 3/16	363 BF CR GI 126 RVT PC GI 126 RVT PC GI 860 FV CR 732 FV CR	2C7553	4	STD
				4	W Genuine Slv Kit #S155, 156, 157; SA377, 379		4 1/8	3/32 3/32 3/32 1/4	363 BF CR GI 126 RVT PC GI 126 RVT PC GI 860 FV CR 732 FV CR	2C7580	4	STD
				4	W Allied Slv Kit #WSA263 McQuay Norris Slv Kit #SA175, 208 M & W Slv Kit #SP1, 6, 7, 7P, SP1-5 Sealed Power Slv Kit #SL1728, 1729 Perfect Circle Slv Kit #WSA263 Thompson Kit SA204		4 1/8	3/32 3/32 1/8 1/4	363 BF CR GI 126 RVT PC GI 126 RVT PC GI 860 FV CR 732 FV CR	2C7794	4	STD
AMERICAN MOTORS												
1983-87	1393	85	1.4 L	4		Alliance	76.00 2.992	1.75 2.00 4.00	102 T PC GI 401 SCRPP PC GI 056 FV CR 732 FV CR 362 BF 3CR GI 401 SCRPP PC GI 056 FV CR 732 FV CR	4330 4330010 4330020 4330030 4330040 2C4330 2C4330010 2C4330020 2C4330040	4 4	STD 0.25 0.50 0.75 1.00 STD 0.25 0.50 1.00
1986-88	1721	105	1.7 L	4		Alliance	81.00 3.189	1.75 2.00 3.00	032 BF PC GI 126 RVT PC GI 054 FV CR 732 FV CR 362 BF 3CR GI 126 RVT PC GI 054 FV CR 732 FV CR	4600 4600020 4600030 4600040 4600060 2C4600 2C4600010 2C4600020 2C4600030 2C4600040	4 4	STD 0.50 0.75 1.00 1.50 STD 0.25 0.50 0.75 1.00

YEAR	CC	CID	LITER	CYL	ENGINE	MODEL	BORE	GRV	RING TYPE	HAST SET Set #	CYL SET	SIZE
AMERICAN MOTORS												
1977-79	2000	121	2.0 L	4			86.50 3.406	2.00 2.50 5.00	032 BF PC GI 126 RVT PC GI 871 FV CR 732 FV CR 362 BF 3CR GI 126 RVT PC GI 871 FV CR 732 FV CR	4466 4466020 4466040 4466060 2C4466 2C4466010 2C4466020 2C4466040 2C4466060	4 4	STD 0.50 1.00 1.50 STD 0.25 0.50 1.00 1.50
1988-89	2200	135	2.2 L	4			88.00 3.464	1.75 2.00 4.00	327 BF PM GI 126 RVT PC GI 872 FV CR 732 FV CR	2M4455 2M4455010 2M4455020 2M4455030 2M4455040	4	STD 0.25 0.50 0.75 1.00
1983-92	2458	150	2.5 L	4			3 7/8	5/64 5/64 3/16	032 BF PC GI 126 RVT PC GI 860 FV CR 732 FV CR 362 BF 3CR GI 126 RVT PC GI 860 FV CR 732 FV CR 327 BF PM GI 126 RVT PC GI 860 FV CR 732 FV CR	665 665010 665020 665030 665040 665060 2C665 2C665010 2C665020 2C665030 2C665040 2C665060 2M665 2M665010 2M665020 2M665030 2M665040 2M665060 2M665080	4 4 4	STD 0.25 0.50 0.75 1.00 1.50 STD 0.25 0.50 0.75 1.00 1.50 STD 0.25 0.50 0.75 1.00 1.50 2.00
1982-88	2474	151	2.5 L	4		Deep Oil Ring Grv.	4.000	1/16 5/64 3/16	032 BF PC GI 126 RVT PC GI 860 FV CR 732 FV CR 362 BF 3CR GI 126 RVT PC GI 860 FV CR 732 FV CR 327 BF PM GI 126 RVT PC GI 860 FV CR 732 FV CR	4366 4366020 4366030 4366040 4366060 2C4366 2C4366020 2C4366030 2C4366040 2C4366060 2M4366 2M4366020 2M4366030 2M4366040 2M4366060	4 4 4	STD 0.50 0.75 1.00 1.50 STD 0.50 0.75 1.00 1.50 STD 0.50 0.75 1.00 1.50
1982-88	2474	151	2.5 L	4		Shallow Oil Ring Grv.	4.000	1/16 5/64 3/16	032 BF PC GI 126 RVT PC GI 872 FV CR 732 FV CR 362 BF 3CR GI 126 RVT PC GI 872 FV CR 732 FV CR 327 BF PM GI 126 RVT PC GI 872 FV CR 732 FV CR	5663 5663020 5663030 5663040 5663060 2C5663 2C5663020 2C5663030 2C5663040 2C5663060 2M5663 2M5663020 2M5663030 2M5663040 2M5663060	4 4 4	STD 0.50 0.75 1.00 1.50 STD 0.50 0.75 1.00 1.50 STD 0.50 0.75 1.00 1.50

YEAR	CC	CID	LITER	CYL	ENGINE	MODEL	BORE	GRV	RING TYPE	HAST SET Set #	CYL SET	SIZE
AMERICAN MOTORS												
1980	2474	151	2.5 L	4		Deep Oil Ring Grv.	4.000	5/64 5/64 3/16	032 BF PC GI 126 RVT PC GI 860 FV CR 732 FV CR 362 BF 3CR GI 126 RVT PC GI 860 FV CR 732 FV CR 397 BF PM S 126 RVT PC GI 860 FV CR 732 FV CR	5570 5570020 5570030 5570040 5570060 2C5570 2C5570020 2C5570030 2C5570040 2C5570060 2M5570 2M5570020 2M5570030 2M5570040 2M5570060 2M5570065	4 4 4	STD 0.50 0.75 1.00 1.50 STD 0.50 0.75 1.00 1.50 STD 0.50 0.75 1.00 1.50 1.63
1980-81	2474	151	2.5 L	4		Shallow Oil Ring Grv.	4.000	5/64 5/64 3/16	032 BF PC GI 126 RVT PC GI 872 FV CR 732 FV CR 362 BF 3CR GI 126 RVT PC GI 872 FV CR 732 FV CR 397 BF PM S 126 RVT PC GI 872 FV CR 732 FV CR	5630 5630020 5630030 5630040 2C5630 2C5630020 2C5630030 2C5630040 2C5630060 2M5630 2M5630020 2M5630030 2M5630040	4 4 4	STD 0.50 0.75 1.00 STD 0.50 0.75 1.00 1.50 STD 0.50 0.75 1.00
1957-63	3195	195	3.2 L	6	L-Head & OHV	5710, 5810, Rambler 5910, American 5800, 5902, 5904-1, 5906, 5906-1	3 1/8	3/32 3/32 3/16	032 BF PC GI 126 RVT PC GI 871 FV CR 732 FV CR 362 BF 3CR GI 126 RVT PC GI 871 FV CR 732 FV CR	680 680020 680030 680040 680060 2C680 2C680020 2C680030 2C680040	6 6	STD 0.50 0.75 1.00 1.50 STD 0.50 0.75 1.00
1963-65			3.2 L	6		220, 330, 440, 440H	3 1/8	5/64 5/64 3/16	032 BF PC GI 126 RVT PC GI 871 FV CR 732 FV CR	690 690040 690060	6	STD 1.00 1.50
1964-70 1967-83 1971-89	3261 3802 4228	199 232 258	3.3 L 3.8 L 4.2 L	6 6 6			3 3/4	5/64 5/64 3/16	032 BF PC GI 126 RVT PC GI 860 FV CR 732 FV CR 362 BF 3CR GI 126 RVT PC GI 860 FV CR 732 FV CR 327 BF PM GI 126 RVT PC GI 860 FV CR 732 FV CR	656 656010 656020 656030 656040 656060 2C656 2C656010 2C656020 2C656030 2C656040 2C656060 2M656 2M656010 2M656020 2M656030 2M656040 2M656060	6 6 6	STD 0.25 0.50 0.75 1.00 1.50 STD 0.25 0.50 0.75 1.00 1.50 STD 0.25 0.50 0.75 1.00 1.50



YEAR	CC	CID	LITER	CYL	ENGINE	MODEL	BORE	GRV	RING TYPE	HAST SET Set #	CYL SET	SIZE
AMERICAN MOTORS												
1986-89	3966	242	4.0 L	6			3 7/8	5/64 5/64 3/16	032 BF PC GI 126 RVT PC GI 860 FV CR 732 FV CR 362 BF 3CR GI 126 RVT PC GI 860 FV CR 732 FV CR 327 BF PM GI 126 RVT PC GI 860 FV CR 732 FV CR	667 667010 667020 667030 667040 667060 667080 2C667 2C667010 2C667020 2C667030 2C667040 2C667060 2C667080 2M667 2M667010 2M667020 2M667030 2M667040 2M667060 2M667080	6 6 6	STD 0.25 0.50 0.75 1.00 1.50 2.00 STD 0.25 0.50 0.75 1.00 1.50 2.00 STD 0.25 0.50 0.75 1.00 1.50 2.00
1956-62	4097	250	4.1 L	8		Rambler Rebel 5720, 5820, 5920	3 1/2	5/64 5/64 3/16	032 BF PC GI 126 RVT PC GI 860 FV CR 732 FV CR 363 BF CR GI 126 RVT PC GI 860 FV CR 732 FV CR 327 BF PM GI 126 RVT PC GI 860 FV CR 732 FV CR	652 652030 652040 652060 2C652 2C652010 2C652020 2C652030 2C652040 2M652 2M652030 2M652040	8 8 8	STD 0.75 1.00 1.50 STD 0.25 0.50 0.75 1.00 STD 0.75 1.00
1963-66 1966-69 1970-79	4703 4752 4982	287 290 304	4.7 L 4.8 L 5.0 L	8 8 8			3 3/4	5/64 5/64 3/16	032 BF PC GI 126 RVT PC GI 860 FV CR 732 FV CR 363 BF CR GI 126 RVT PC GI 860 FV CR 732 FV CR 327 BF PM GI 126 RVT PC GI 860 FV CR 732 FV CR	568 568010 568020 568030 568040 568060 568080 568100 2C568 2C568010 2C568020 2C568030 2C568040 2C568060 2M568 2M568010 2M568020 2M568030 2M568040 2M568060 2M568080 2M568100	8 8 8	STD 0.25 0.50 0.75 1.00 1.50 2.00 2.50 STD 0.25 0.50 0.75 1.00 1.50 STD 0.25 0.50 0.75 1.00 1.50 2.00 2.50














YEAR	CC	CID	LITER	CYL	ENGINE	MODEL	BORE	GRV	RING TYPE	HAST SET	CYL SET	SIZE
	CC	CID	LITER							Set #		
AMERICAN MOTORS												
1957-66	5359	327	5.4 L	8		Rebel 5730, Rambler Ambassador	4.000	5/64 5/64 3/16	032 BF PC GI 126 RVT PC GI 860 FV CR 732 FV CR	139 139010 139020 139030 139040 139060 139070 139080 139100	8	STD 0.25 0.50 0.75 1.00 1.50 1.75 2.00 2.50
									362 BF 3CR GI 126 RVT PC GI 860 FV CR 732 FV CR	2C139 2C139010 2C139020 2C139030 2C139040 2C139060 2C139070 2C139080	8	STD 0.25 0.50 0.75 1.00 1.50 1.75 2.00
									397 BF PM S 126 RVT PC GI 860 FV CR 732 FV CR	2M139 2M139005 2M139010 2M139020 2M139030 2M139040 2M139060 2M139070 2M139080 2M139100	8	STD 0.13 0.25 0.50 0.75 1.00 1.50 1.75 2.00 2.50
1967-69 1970-79	5621 5899	343 360	5.6 L 5.9 L	8 8			4.080	5/64 5/64 3/16	032 BF PC GI 126 RVT PC GI 860 FV CR 732 FV CR	693 693020 693030 693040 693060	8	STD 0.50 0.75 1.00 1.50
									362 BF 3CR GI 126 RVT PC GI 860 FV CR 732 FV CR	2C693	8	STD
									327 BF PM GI 126 RVT PC GI 860 FV CR 732 FV CR	2M693 2M693020 2M693030 2M693040 2M693060	8	STD 0.50 0.75 1.00 1.50
1968-70 1971-76	6391 6571	390 401	6.4 L 6.6 L	8 8			4.165	5/64 5/64 3/16	032 BF PC GI 126 RVT PC GI 860 FV CR 732 FV CR	672 672030 672040	8	STD 0.75 1.00
									362 BF 3CR GI 126 RVT PC GI 860 FV CR 732 FV CR	2C672	8	STD
									327 BF PM GI 126 RVT PC GI 860 FV CR 732 FV CR	2M672 2M672030 2M672040	8	STD 0.75 1.00
1971-74	6571	401	6.6 L	8		Performance Eng.	4.165	1/16 1/16 3/16	336 T PM DI 126 RVT PC GI 622 FV CR 732 FV CR	2M5542 2M5542030 2M5542045 2M5542065	8	STD 0.75 1.13 1.63

YEAR	CC	CID	LITER	CYL	ENGINE	MODEL	BORE	GRV	RING TYPE	HAST SET Set #	CYL SET	SIZE
AUDI												
1987-On	1043		1.0 L	4		80, G40	75.00 2.953	1.75 2.00 3.00	362 BF 3CR GI 401 SCRPP PC GI 054 FV CR 732 FV CR	2C5086 2C5086020 2C5086040	4	STD 0.50 1.00
1974-80	1093		1.1 L	4	HB, HC, HD	1000, 50GL, 50LS	69.50 2.736	1.75 2.00 4.00	032 BF PC GI 401 SCRPP PC GI 055 FV CR 732 FV CR 362 BF 3CR GI 401 SCRPP PC GI 055 FV CR 732 FV CR	6192 6192020 6192040 2C6192 2C6192010 2C6192020 2C6192030 2C6192040	4	STD 0.50 1.00 4 STD 0.25 0.50 0.75 1.00
1974-80	1093		1.1 L	4	HB, HC, HD	1000, 50GL, 50LS	69.50 2.736	1.75 2.50 4.00	362 BF 3CR GI 401 SCRPP PC GI 055 FV CR 732 FV CR	2C4484 2C4484010 2C4484020	4	STD 0.25 0.50
2010-18	1197		1.2 L	4	CBZA, CBZB, CJZA	A1, A3	71.00 2.795	1.20 1.20 2.00	322 BF GN SS 236 TF CR DI 987 FV GN SS 714 GN SS	2N4126 2N412625 2N412650	4	STD 0.25 0.50
1972-79	1297		1.3 L	4	ZA, ZF	80	75.00 2.953	2.00 2.50 4.00	032 BF PC GI 401 SCRPP PC GI 056 FV CR 732 FV CR 362 BF 3CR GI 401 SCRPP PC GI 056 FV CR 732 FV CR	4360 4360020 4360040 2C4360 2C4360010 2C4360020 2C4360030 2C4360040	4	STD 0.50 1.00 4 STD 0.25 0.50 0.75 1.00
1978-88	1297		1.3 L	4	EP	80, 80L	75.00 2.953	1.50 1.75 3.00	032 BF PC GI 401 SCRPP PC GI 054 FV CR 732 FV CR 363 BF CR GI 401 SCRPP PC GI 054 FV CR 732 FV CR	4693 4693020 4693030 4693040 2C4693 2C4693020 2C4693030 2C4693040	4	STD 0.50 0.75 1.00 4 STD 0.50 0.75 1.00
2011-on	1390		1.4 L	4	BLG, BMY, BMY,CAVA CAVB, CAVC, CAVD, CAVE, CNWA, CNWB CTHA, CTHE	A1 1.4 TFSI Turbo Intercooled	76.50 3.012	1.20 1.50 2.00	398 BF CR S 126 RVT PC GI 993 FV CR 005 FV CR 322 BF GN SS 126 RVT PC GI 987 FV GN SS 714 GN SS	2C5391 2C5391020 2N5391 2N539125 2N539150	4	STD 0.50 4 STD 0.25 0.50
2006-13	1390		1.4 L	4	CAXA, CAXC, CMSA, CNVA	TFSI TURBO A1, A3	76.50 3.012	1.20 1.20	398 BF CR S 126 RVT PC GI 993 FV CR 005 FV CR	2C5438 2C543850	4	STD 0.50
2004-08	1598		1.6 L	4	BAG, BLF, BLP	FSI A3		2.00	993 FV CR 005 FV CR 322 BF GN SS 126 RVT PC GI 993 FV CR 005 FV CR	2N5438 2N543825 2N543850	4	STD 0.25 0.50
2000-05	1422		1.4 L	3	AMF, ATL, BHC	A2 TDI Diesel	79.50	1.75	205 BF CR DI	2D5854	1	STD
1989-10	1896		1.9 L	4	1Y, 1Z, AAZ, ADE, AFF, AFN, AGR, AHF AHH, AHU, AJM, ALH, ANU, ASV, ASZ, ATD, ATJ, AVB, AVF, AVG, AWX, AXR, BKC, BKE, BLS, BRB, BXE	A3, A4, A6, Avant, Quattro, Sportback Diesel	3.130	2.00 3.00	126 RVT PC GI 204 CF CR DI 881 2PCO	2D585425 2D585450 2D5854100		0.25 0.50 1.00
1989-94	2370		2.4 L	5	3D, AAS	100, Avant, Transporter Diesel						

YEAR	CC	CID	LITER	CYL	ENGINE	MODEL	BORE	GRV	RING TYPE	HAST SET Set #	CYL SET	SIZE
AUDI												
1972-80	1471		1.5 L	4		Fox, 80GL	76.50 3.012	2.00 2.50 4.00	032 BF PC GI 126 RVT PC GI 056 FV CR 732 FV CR 363 BF CR GI 126 RVT PC GI 056 FV CR 732 FV CR	4282 4282020 4282030 4282040 2C4282 2C4282010 2C4282020 2C4282030 2C4282040	4 4	STD 0.50 0.75 1.00 STD 0.25 0.50 0.75 1.00
1975-86	1588		1.6 L	4	YN, YM, YK, YH, YG, WZ, WY, WV	80, 100	79.50 3.130	1.75 2.00 4.00	032 BF PC GI 126 RVT PC GI 056 FV CR 732 FV CR 363 BF CR GI 126 RVT PC GI 056 FV CR 732 FV CR 327 BF PM GI 126 RVT PC GI 056 FV CR 732 FV CR	4490 4490010 4490020 4490030 4490040 4490060 2C4490 2C4490010 2C4490020 2C4490030 2C4490040 2C4490060	4 4	STD 0.25 0.50 0.75 1.00 1.50 STD 0.25 0.50 0.75 1.00 1.50
1980-84	1921		1.9 L	4	WH, WN	80, 100 Avant						
1973-75	1588		1.6 L	4		Fox 80GT, 100L	79.50 3.130	2.00 2.50 5.00	032 BF PC GI 126 RVT PC GI 860 FV CR 732 FV CR 362 BF 3CR GI 126 RVT PC GI 860 FV CR 732 FV CR	4304 4304020 4304040 2C4304 2C4304020	4 4	STD 0.50 1.00 STD 0.50
1979-96	1595		1.6 L	4	ABM, ADA, DT, DTA, JU, PP, RN, SA	80	81.00 3.189	1.50 1.75 3.00	032 BF PC GI 126 RVT PC GI 054 FV CR 732 FV CR 362 BF 3CR GI 126 RVT PC GI 054 FV CR 732 FV CR 335 T PM DI 126 RVT PC GI 054 FV CR 732 FV CR	4341 4341010 4341020 4341030 4341040 2C4341 2C4341010 2C4341020 2C4341030 2C4341040	4 4	STD 0.25 0.50 0.75 1.00 STD 0.25 0.50 0.75 1.00
1983-92	1781		1.8 L	4	DR, JN, MG, RU, SF	80, 100, Quattro, Coupe						
1994-12	1595		1.6 L	4	ALZ, ANA, AVU, BFQ, BGU, BSE, BSF, CCSA	A3, A4	81.00 3.189	1.00 1.20 2.00	398 BF CR S 126 RVT PC GI 993 FV CR 005 FV CR	2C4590 2C4590020 2C4590040	4	STD 0.50 1.00












YEAR	CC	CID	LITER	CYL	ENGINE	MODEL	BORE	GRV	RING TYPE	HAST SET Set #	CYL SET	SIZE
AUDI												
	1588		1.6 L	4		A4	81.00 3.189	1.50 1.50 3.00	032 BF PC GI 126 RVT PC GI 054 FV CR 732 FV CR 335 T PM DI 126 RVT PC GI 054 FV CR 732 FV CR 322 BF GN SS 126 RVT PC GI 987 FV GN SS 714 GN SS	4683 4683020 4683030 4683040 2M4683 2M4683010 2M4683020 2M4683030 2M4683040 2N4683 2N468325 2N468350 2N468375	4 4 4	STD 0.50 0.75 1.00 STD 0.25 0.50 0.75 1.00 STD 0.25 0.50 0.75
1975-80	1588		1.6 L	4	049	4000, FOX	79.50 3.130	1.75 2.50 5.00	032 BF PC GI 126 RVT PC GI 860 FV CR 732 FV CR 362 BF 3CR GI 126 RVT PC GI 860 FV CR 732 FV CR	6118 6118020 6118030 6118040 2C6118 2C6118020 2C6118040	4 4	STD 0.50 0.75 1.00 STD 0.50 1.00
1978-91 1978-89	1588 1986		1.6 L 2.0 L	5 5	CR, CY, JK RA, SB DE, NC	4000D Turbo Diesel	76.50 3.012	1.75 2.00 3.00	215 TBF CR DI 209 RVT PC DI 204 CF CR DI 881 2PCO	2C7148 2C714850 2C7148100	1	STD 0.50 1.00
				4		60, 72, 80 Valiant	80.00 3.150	2.00 2.50 5.00	032 BF PC GI 401 SCRPP PC GI 871 FV CR 732 FV CR 362 BF 3CR GI 401 SCRPP PC GI 871 FV CR 732 FV CR	6113 2C6113	4 4	STD STD
1995-09	1781		1.8 L	4	ADR, AEB, AFY, AJL, ARK, AGN, AGU, AJP, AJQ, ARH, AMB, ANB, APT, APG, APP, APU, AQA, AQE, ARK, BAM, AUL, APY, APX, AMU, AMK	A3, A4, A6, TT Turbo A3, S3, TT Quattro	81.00 3.189	1.50 1.75 2.00	032 BF PC GI 126 RVT PC GI 993 FV CR 005 FV CR 335 T PM DI 126 RVT PC GI 993 FV CR 005 FV CR	4923 4923020 2M4923 2M4923020 2M4923030 2M4923040	4 4	STD 0.50 STD 0.50 0.75 1.00
2005-15 2005-15	1798 1984		1.8 L 2.0 L	4 4	CDA, CDHA, CDHB, CJEB, CJSA, CJSB, CAEA, CAEB, CAED, CAWB,CBFA, CCTA, CCZA,CDNA, CDNC, CESA, CETA, CFKA,CHHB, CJKA, CJXB, CJXC,CNCB, CNCD, CNCE, CPMA, CPMB, CPSA, CYFB, CYNB,CYPA, CYPB	TSI TSI	82.50 3.248	1.20 1.20 2.00	398 BF CR S 126 RVT PC GI 993 FV CR S 005 FV CR 322 BF GN SS 406 N PC DI 248 CF CR 881 2PCO	2C5385 2C538550 2N5385 2N538550	4 4	STD 0.50 STD 0.50
2003-10 2005-10	1984 2976		2.0 L 3.0 L	4 6	ALT, AWA, AWX, AXX, BBJ, BLR, BLX, BLY, BMB, BPJ, BPY, BVY, BVZ, BWA, BYK ASN	A3, A4, A6 A4, A6, A8	82.50 3.248	1.20 1.50 2.00	322 BF GN SS 406 N PC DI 248 CF CR 881 2PCO	2N4144	1	STD

YEAR	CC	CID	LITER	CYL	ENGINE	MODEL	BORE	GRV	RING TYPE	HAST SET	CYL SET	SIZE
												
AUDI												
1977-80	1984		2.0 L	4	WA	100, 100 Avant	86.50 3.405	2.00 2.50 5.00	032 BF PC GI 126 RVT PC GI 871 FV CR 732 FV CR 362 BF 3CR GI 126 RVT PC GI 871 FV CR 732 FV CR	4466 4466020 4466040 4466060 2C4466 2C4466010 2C4466020 2C4466040 2C4466060	4 4	STD 0.50 1.00 1.50 STD 0.25 0.50 1.00 1.50
1978-90	1986		2.0 L	5	CN	100 Diesel	76.50 3.012	1.75 2.00 3.00	362 BF 3CR GI 401 SCRPP PC GI 204 CF CR DI 881 2PCO	2D4498 2D449825 2D449850 2D449875 2D4498100	5	STD 0.25 0.50 0.75 1.00
1984-92	1994		2.0 L	5	HP, JS, KP, PS, RT, SK, SL	20L 90, Quattro, Coupe	81.00 3.189	1.50 1.70	335 T PM DI 126 RVT PC GI	2D4541 2D454150	5	STD 0.50
1982-92	2226		2.2 L	5	1B, 2B, HX, HY, JT, KM, KU, KZ, MC, RR, KV, KX,	80, 90, 100, 200, Avant, Quatro		3.00	553 CF CR GI 881 2PCO	2D454175		0.75
2005-12	1984		2.0 L	4	AAD, ABA, ABK, ADY DOHC	A4, A5, Q5	82.50 3.248	1.20 1.50 2.00	398 BF CR S 126 RVT PC GI 934 FV CR 935 FV CR 322 BF GN SS 406 N PC DI 987 FV GN SS 714 GN SS	2C4639 2C4639010 2C4639020 2C4639030 2C4639040 2N4639 2N463925 2N463950	4 4	STD 0.25 0.50 0.75 1.00 STD 0.25 0.50
	1984		2.0 L	4	CDN DOHC	L4 Turbo	82.50 3.248	1.00 1.20 1.50	398 BF CR S 126 RVT PC GI 981 FV CR 005 FV CR	2C5382 2C5382020	4	STD 0.50
2003-07	1968		2.0 L	4	BDK, BLB, BMM, BNA BPW, BRD, BVA, BVF, BVG	A3, A4 SOHC TDi Turbo Diesel	81.00 3.189	1.75 2.00 3.00	205 BF CR DI 130 RVT PC GI 204 CF CR DI 881 2PCO	2D7282 2D728250	1	STD 0.50
2012-on	1968		2.0 L		CRBC, CRLB, CRBD, CRFA, CRFC, CUNA	A3 Tdi Turbo Diesel	81.00 3.189	1.75 2.00 2.00	363 BF CR GI 130 RVT PC GI 203 CF GN SS 881 2PCO	2C7487	1	STD
1977-84	2144		2.1 L	5	KE, KF, KK, KL, WB, WC, WD, WE, WG	80 quattro, Coupe 2.1GT, 100 Avant	79.50 3.130	1.75 2.00 4.00	363 BF CR GI 126 RVT PC GI 056 FV CR 732 FV CR	2C6145 2C6145020	5	STD 0.50
1988-91	2309		2.3 L	5	7A	90, Coupe, Quattro w/1.2mm top grv.	82.50 3.248	1.20 1.75 3.00	398 BF CR S 126 RVT PC GI 997 FV CR 732 FV CR	2C4563 2C4563010 2C4563020	1	STD 0.25 0.50
1988-91	2309		2.3 L	5	7A	90, Coupe, Quattro w/1.5mm top grv.	82.50 3.248	1.50 1.75 3.00	362 BF 3CR GI 126 RVT PC GI 997 FV CR 732 FV CR	2C4927 2C4927010 2C4927020 2C4927040	1	STD 0.25 0.50 1.00
2004-08	2393		2.4 L	6	BDW	A6, A6 Avant	81.00 3.189	1.20 1.50 2.00	322 BF GN SS 406 N PC DI 203 CF GN SS 881 2PCO	2N4097 2N409725 2N409750	6	STD 0.25 0.50
1997-03	2400		2.4 L	6	BDV, AML, AGA, AJG, APC, APS, ASM, ARN AMM, ALW, ALF	A4, A6 Turbo Diesel	81.00 3.189	1.50 1.50 2.00	327 BF PM GI 401 SCRPP PC GI 203 CF GN SS 881 2PCO	2D5020	6	STD
1990-97	2461		2.5 L	5	AAT, ABP, AEL	TDi Avant, Estate Turbo Diesel	81.00 3.189	2.50 2.00 3.00	212 TBF CC DI 130 RVT PC GI 204 CF CR DI 881 2PCO	2D7476 2D747650	1	STD 0.50
2000-06	2496		2.5 L	6	BCZ, BDG, BDH, BFC DOHC TDi	Turbo Diesel	78.30 3.083	1.75 2.00 3.00	205 BF CR DI 214 RVT PC DI 204 CF CR DI 881 2PCO	2D7284	1	STD

YEAR	CC	CID	LITER	CYL	ENGINE	MODEL	BORE	GRV	RING TYPE	HAST SET	CYL SET	SIZE
												
AUDI												
2000-05	2700		2.7 L	6	APB, BEL	A6 Quattro incl. turbo	81.00 3.189	1.50 1.75 2.00	335 T PM DI 126 RVT PC GI 993 FV CR 005 FV CR	2M4584 2M4584020 2M4584030 2M4584040	6	STD 0.50 0.75 1.00
2007-On	2698		2.7 L	6	CAMA, CAMB, CANA CANB, CANC, CAPA CGKA, CGKB	A4, A5, A6	83.00 3.268	1.75 2.00 3.00	239 BF CC DI 123 RVT PC DI 204 CF CR DI	2D7534 2D753425 2D753450	6	STD 0.25 0.50
2007-11	2967		3.0 L	6	CAPA, CASA, CCLA CCMA, CCWA, CCWB CDYA, CDYC	A4, A5, Q5, Q7 Turbo Diesel			881 2PCO			
1996-03 2001-06	2771 3000		2.8 L 3.0 L	6 6	AVK, BGN, ATQ, AHA	Cabriolet, Quattro A4, A6,	82.50 3.248	1.20 1.50 2.00	398 BF CR S 126 RVT PC GI 934 FV CR 935 FV CR	2C4924 2C4924020 2C4924030 2C4924040	6	STD 0.50 0.75 1.00
2005-12	2967		3.0 L	6	CAND, CASB, CATA, CDYB DOHC	A6, Q7 Diesel Eng	83.00 3.268	2.00 2.00 3.00	239 BF CC DI 123 RVT PC DI 204 CF CR DI 881 2PCO	2D7435 2D743525 2D743550	1	STD 0.25 0.50
AUSTIN ROVER (Listed by Cylinder Diameter)												
1968-80 1963-70	998 1098		1.0 L 1.1 L	4 4	99H ADO16, 10F	Austin Mini Cooper Healy Sprite MK III, Mark II, 1100	2.542	1/16 1/16 1/16 1/8	032 BF PC GI 032 BF PC GI 401 SCRPP PC GI 716 FV 710 FV CR	6742 6742010 6742020 6742030 6742040 6742060 6742080 6742100 6742120	4	STD 0.25 0.50 0.75 1.00 1.50 2.00 2.50 3.00
									362 BF 3CR GI 032 BF PC GI 401 SCRPP PC GI 710 FV CR 732 FV CR	2C6742 2C6742010 2C6742020 2C6742030 2C6742040 2C6742060	4	STD 0.25 0.50 0.75 1.00 1.50
1968-On	998		1.0 L	4		Metro L, H, LE 1000 Mini 1000, MKII	2.542	1/16 1/16 1/16 5/32	032 BF PC GI 401 SCRPP PC GI 401 SCRPP PC GI 058 FV CR 732 FV CR	4732 4732020 4732030 4732040	4	STD 0.50 0.75 1.00
1980-On	1275		1.3 L	4		Metro, MG Turbo, Allegro , Morris Ital., HL/HLS	2.780	1/16 1/16 5/32	102 T PC GI 102 T PC GI 058 FV CR 732 FV CR	4731 4731020 4731030 4731040	4	STD 0.50 0.75 1.00
1960-80	1275		1.3 L	4	12G, 12Y	Midget, MK III, Morris, Healy Sprite, Mark IV	2.780	1/16 1/16 1/16 5/32	102 T PC GI 102 T PC GI 102 T PC GI 058 FV CR 732 FV CR	6802 6802020 6802030 6802040 6802060	4	STD 0.50 0.75 1.00 1.50
									362 BF 3CR GI 102 T PC GI 102 T PC GI 058 FV CR 732 FV CR	2C6802 2C6802020 2C6802030 2C6802040 2C6802060	4	STD 0.50 0.75 1.00 1.50
1964-On	1798		1.8 L	4	18G, ADO17	1800 Mark I & II, MG MGB	3.160	1/16 1/16 1/16 5/32	102 T PC GI 102 T PC GI 102 T PC GI 056 FV CR 732 FV CR	6738 6738030 6738040	4	STD 0.75 1.00
1972-76	1798		1.8 L	4	18V	Austin Marina GT, MG MGB, MGB/GT, 1800 MKII, III	3.160	1/16 1/16 5/32	102 T PC GI 102 T PC GI 056 FV CR 732 FV CR	9526 9526030 9526040	4	STD 0.75 1.00
1964-73	1798		1.8 L	4		Marina, GT 1800 Mark I & II Mark II S	3.160	1/16 1/16 1/16 5/32	102 T PC GI 102 T PC GI 102 T PC GI 056 FV CR 732 FV CR	6738 6738030	4	STD 0.75

YEAR	CC	CID	LITER	CYL	ENGINE	MODEL	BORE	GRV	RING TYPE	HAST SET Set #	CYL SET	SIZE
BENDIX (Listed by Cylinder Diameter)												
				2		U 7 1/4 cu. ft. 2UE, TU-FLO 400 w/o Oil Ring	2 1/16	1/8 1/8 1/8 1/8	401 SCRPP PC GI 401 SCRPP PC GI 401 SCRPP PC GI 401 SCRPP PC GI	8266 8266010 8266020 8266030	2	STD 0.25 0.50 0.75
				2		TU-FLO 500, 17L2, F12, Type E w/o oil rings	2 1/2	3/32 3/32 1/8 3/32 1/8	126 RVT PC GI 126 RVT PC GI 126 RVT PC GI 126 RVT PC GI 126 RVT PC GI	7887 7887010 7887020 7887030	1	STD 0.25 0.50 0.75
				2		12 cu. ft. Type E	2 1/2	1/8 1/8 1/8 1/8 1/8	126 RVT PC GI 126 RVT PC GI 126 RVT PC GI 126 RVT PC GI 126 RVT PC GI	268 268010 268020 268030	2	STD 0.25 0.50 0.75
				2		TU-FLO 501, 16.2, L2 w/cast oil ring	2 5/8	3/32 3/32 3/16	126 RVT PC GI 126 RVT PC GI 501 1PCO PC GI	7888 7888010 7888020 7888030	1	STD 0.25 0.50 0.75
				2		TU-FLO 501	2 5/8	3/32 3/32 3/16	126 RVT PC GI 126 RVT PC GI 871 FV CR 732 FV CR	4457 4457020 4457030	2	STD 0.50 0.75
				2		TU-FLO 501 5 Ring Piston	2 5/8	3/32 3/32 3/16 3/32 3/16	126 RVT PC GI 126 RVT PC GI 501 1PCO PC GI 826 2PCO 126 RVT PC GI 501 1PCO PC GI 826 2PCO	4465 4465010 4465020 4465030	2	STD 0.25 0.50 0.75
				2		TU-FLO 501	2 5/8	3/32 3/32 3/16 3/16 3/16	126 RVT PC GI 126 RVT PC GI 871 FV CR 732 FV CR 126 RVT PC GI 126 RVT PC GI	4469 4469020 4469030 4469040	2	STD 0.50 0.75 1.00
				2		TU-FLO 600, TU-FLO 700 3 Ring Piston	2 3/4	3/32 3/32 3/16	126 RVT PC GI 126 RVT PC GI 871 FV CR 732 FV CR	6008 6008010 6008020 6008030	2	STD 0.25 0.50 0.75
				2		TU-FLO 600, TU-FLO 700 5 Ring Piston	2 3/4	3/32 3/32 3/32 3/16 3/16	126 RVT PC GI 126 RVT PC GI 126 RVT PC GI 871 FV CR 732 FV CR 501 1PCO PC GI	6009 6009030	2	STD 0.75
				2		TU-FLO 550, TU-FLO 750	2.780	3/32 3/32 3/16 3/32 3/16	102 T PC GI 102 T PC GI 870 FV CR 732 FV CR 126 RVT PC GI 501 1PCO PC GI	4967 4967010 4967020 4967030 4967040	2	STD 0.25 0.50 0.75 1.00
				1		Model 159	75.00 2.953	2.00 2.00 4.00	102 T PC GI 401 SCRPP PC GI 058 FV CR 732 FV CR	5030	1	STD
				1		TU-FLO 850	80.00 3.150	3.00 3.00 3.00 4.00	102 T PC GI 102 T PC GI 401 SCRPP PC GI 058 FV CR 732 FV CR	4964	1	STD
				1		Model 190	80.00 3.150	1.50 1.50 3.00	102 T PC GI 102 T PC GI 054 FV CR 732 FV CR	5032 5032020	1	STD 0.50

YEAR	CC	CID	LITER	CYL	ENGINE	MODEL	BORE	GRV	RING TYPE	HAST SET Set #	CYL SET	SIZE
BMW (Listed by Cylinder Diameter)												
2003-06	1364		1.4 L	4	1ND, 1ND-TV	Mini One D Diesel Eng	73.00 2.874	1.50 1.50 3.00	239 BF CC DI 218 TF PC DI 204 CF CR DI 881 2PCO	2D5856	1	STD
2006-16	1598		1.6 L	4	N12 B16A, N14 B16A, N18B16A	MINI Cooper R55, R56, R59, R60	77.00 3.031	1.20 1.50 2.00	398 BF CR S 401 SCRPP PC GI 993 FV CR 005 FV CR	2C4181	4	STD
2010-16	1598		1.6 L	4	N13B16A	114i , 116i , 118i, 316i, 320i						
2001-07	1598		1.6 L	4	W10B16A	MINI (R50, R53) One MINI (R50, R53) Cooper MINI Convertible (R52) One, (R52) Cooper	77.00 3.031	1.20 1.20 2.50	398 BF CR S 126 RVT PC GI 995 FV CR 732 FV CR	2C5159 2C5159020 2C5159040	4	STD 0.50 1.00
2000-10	2171		2.2 L	6	M54B22, M54226S1	320i, 320 ci, 520i, Z3, Z4	80.00 3.150	1.20 1.50 2.00	398 BF CR S 126 RVT PC GI 993 FV CR 005 FV CR	2C4501	6	STD
1992-94	1991		2.0 L	6	M52B206S3, M22B206S1	320i, 520i, E36, E39, E46, Series 3	80.00 3.150	1.50 1.50 2.00	362 BF 3CR GI 126 RVT PC GI 993 FV CR 005 FV CR	2C4559	6	STD
1990-99	1991		2.0 L	6	M50 B (20 6 S1), M50 B20TU	320i, 520i	80.00 3.150	1.50 1.75 3.00	376 BF CR DI 406 N PC DI 200 CF PC GI 881 2PCO	2C4329	6	STD
1977-91	1900		2.0 L	6	M20 B20	320i, 520i	80.00	1.50	102 T PC GI	4617	6	STD
1978-86	2315		2.3 L	6	M20 B23L	323i	3.150	2.00 3.50	126 RVT PC GI 055 FV CR 732 FV CR	4617020 4617040	6	0.50 1.00
									362 BF 3CR GI 126 RVT PC GI 055 FV CR 732 FV CR	2C4617 2C4617010 2C4617020 2C4617040	6	STD 0.25 0.50 1.00
2000-04	2497		2.5 L	6	M57 D25	Turbo Diesel	80.00 3.150	3.00 2.00 3.00	225 FKST CR DI 210 SCRPP TF PC DI 204 CF CR DI 881 2PCO	2C7357	1	STD
2000-04	2497		2.5 L	6	M57 D25	525d Turbo Diesel	80.00 3.150	2.50 2.00 3.00	205 BF CR DI 210 SCRPP TF PC DI 204 CF CR DI 881 2PCO	2D7412	1	STD
2007-11	1599		1.6 L	4	N43 B16A, N52 B25	116i	82.00	1.20	398 BF CR S	2C4108	6	STD
2001-12	2497		2.5 L	6	N52 B25, N52 B254, N52 B25C	325i, 525i, 523i, X3, Z4, 325xi, 525xi	3.228	1.50 2.00	126 RVT PC GI 993 FV CR S 005 FV CR			
									322 BF GN SS 406 N PC DI 987 FV GN SS 714 GN SS	2N4108 2N410825 2N410850	1	STD 0.25 0.50
1984-88	2693		2.7 L	6	M20 B27	325e, 525e	84.00 3.307	1.50 2.00 4.00	102 T PC GI 401 SCRPP PC GI 056 FV CR 732 FV CR	4340 4340010 4340020 4340030 4340040	6	STD 0.25 0.50 0.75 1.00
									362 BF 3CR GI 401 SCRPP PC GI 056 FV CR 732 FV CR	2C4340 2C4340010 2C4340020 2C4340030 2C4340040	6	STD 0.25 0.50 0.75 1.00
1991-05	1795		1.8 L	4	M40B18E, M42B18, M43B16	318i	84.00 3.307	1.20 1.50	398 BF CR S 126 RVT PC GI	2C4573 2C4573020	2	STD 0.50
1992-05	2494		2.5 L	6	M52B25, M52B28GG, M54B25	325i, 328i, 525i		2.00	993 FV CR 005 FV CR	2C4573040		1.00
1992-05	2997		3.0 L	8	M60B30	730i w/1.2mm top grv.			322 BF GN SS 406 N PC DI 987 FV GN SS 714 GN SS	2N4573 2N457325 2N457350	4	STD 0.25 0.50

YEAR	CC	CID	LITER	CYL	ENGINE	MODEL	BORE	GRV	RING TYPE	HAST SET	CYL SET	SIZE
												
BMW (Listed by Cylinder Diameter)												
1987-93	1596		1.6 L	4	M43B16	E36, 316i	84.00	1.50	032 BF PC GI	4557	2	STD
1995-96	1796		1.8 L	4	M42B18ME	318i, 518i, Z3	3.307	1.50	126 RVT PC GI	4557020		0.50
1995-On	2793		2.8 L	6	M50B25, M52B28	323i, 325i, 328i, 523i, 528i, 728i		2.00	993 FV CR	4557040		1.00
1995-On	3498		3.5 L	8	M62B35C	535i, 735i w/1.5mm top grv.			005 FV CR			
									362 BF 3CR GI	2C4557	2	STD
									126 RVT PC GI	2C4557020		0.50
									993 FV CR	2C4557040		1.00
									005 FV CR			
2005-13	1995		2.0 L	4	N47 D2 A, N47 D20B N47 D20C, N47 SD20D	1, 3, 5, X1, X3 Diesel Eng	84.00 3.307	1.75 1.75 2.00	322 BF GN SS 406 N PC DI 248 CF CR	2D7816 2D781625 2D781650	1	STD 0.25 0.50
									881 2PCO			
1987-94	1596		1.6 L	4	M40 B16, M40 B16C	316i	84.00	1.50	362 BF 3CR GI	2C4762	6	STD
1987-95	1796		1.8 L	4	M40 B18	318i, 518i	3.307	1.75	401 SCRPP PC GI	2C4762010		0.25
1983-95	2494		2.5 L	6	M20 B25	325i, 525i, Z1		3.00	054 FV CR	2C4762020		0.50
									732 FV CR	2C4762030		0.75
										2C4762040		1.00
1987-90	1795		1.8 L	4	M40 B18	318i	84.00 3.307	1.50 1.75 3.00	362 BF 3CR GI 401 SCRPP PC GI 054 FV CR	2C4763 2C4763010 2C4763020	4	STD 0.25 0.50
									732 FV CR	2C4763030 2C4763040		0.75 1.00
2003-11	2993		3.0 L	6	M57 306D3, M57 D30(306D3), M57 N2306D3, M57 TU2D30 Euro 4	325d,325xd, 330d,525d, 525xd Turbo Diesel	84.00 3.307	2.50 2.00 2.00	205 BF CR DI 202 TTF PC DI 248 CF CR	2D7374	1	STD
									881 2PCO			
1999-07	1951		2.0 L	4	E46, M47	320d, 520d	84.00	3.00	221 FKST CC DI	2D7279	1	STD
1999-07	2926		2.9 L	6	M57	330d, 330xd, 530d, 730d Turbo Diesel	3.307	2.00 3.00	406 N PC DI 203 CF GN SS	2D727925		0.25
									881 2PCO			
2002-On	2993		3.0 L	6	M57 N306D2 Euro 4	330d, 330xd, 330Cd, 730d Turbo Diesel	84.00 3.307	2.50 2.00 3.00	217 BF CR DI 210 SCRPP TF PC DI 204 CF CR DI	2C7288	1	STD
									881 2PCO			
2001-11	1995		2.0 L	4	M47 N204D4	3 Series, X3	84.00	3.00	221 FKST CC DI	2D7299	1	STD
2003-On	2993		3.0 L	6	M57 D30, M57 306D5, M47 N204D5	5 (E60) , X3, 3 Touring (E91) Turbo Diesel	3.307	2.00 2.00	210 SCRPP TF PC DI 248 CF CR	2D729925		0.25
									881 2PCO			
1995-03	1895		1.9 L	4	M44 B19, M43 B19TU, M43 B19, M43 194E1	318i, Z3	85.00 3.346	1.20 1.50 2.00	398 BF CR S 126 RVT PC GI 993 FV CR	2C5203 2C5203020 2C5203040	4	STD 0.50 1.00
									005 FV CR			
	2990 3201		3.0 L 3.2 L	6 6	S52B306S1	3 Series	86.00 3.386	1.20 1.50 2.00	398 BF CR S 126 RVT PC GI 993 FV CR	2C5239	6	STD
									005 FV CR			
1971-91	2946		3.0 L	6	M30B30	630CS, 530i, 730i, 2000-3.2, 2500-3.3	89.00 3.504	1.50 2.00 3.50	397 BF PM S 126 RVT PC GI 056 FV CR	2M5145 2M5145020	6	STD 0.50
									732 FV CR			
1969-90	1766		1.8 L	4	M10 B18	316, 318, 318i, 518, 518i, 1500-2000 1800, 1500-2000	89.00 3.504	1.75 2.00 4.00	376 BF CR DI 126 RVT PC GI 056 FV CR	2C4214 2C4214010 2C4214020	4	STD 0.25 0.50
									732 FV CR	2C4214030 2C4214040		0.75 1.00
1976-89	2988		3.0 L	6	M30 B30E	530i, 630 Csi, 730i	89.00	1.75	362 BF 3CR GI	2C4228	6	STD
1974-75	3153		3.2 L	6	M30 B32	2000-3.2 Coupe (E9), 3.2 CSL	3.504	2.00 4.00	126 RVT PC GI 056 FV CR	2C4228010 2C4228020		0.25 0.50
									732 FV CR	2C4228040		1.00
1996-04	4398		4.4 L	8	N62 B44	545i, 645ci, 745i, Li, X5 4.4i w/1.2mm top grv.	92.00 3.622	1.20 1.50 2.00	398 BF CR S 401 SCRPP PC GI 991 FV CR	2C5211 2C5211020 2C5211040	8	STD 0.50 1.00
									005 FV CR			

YEAR	CC	CID	LITER	CYL	ENGINE	MODEL	BORE	GRV	RING TYPE	HAST SET Set #	CYL SET	SIZE
BMW (Listed by Cylinder Diameter)												
1996-04	4398		4.4 L	8	M62 B44	540i, 740i, 840i, X5 Alusil bore use 2C5296 w/1.5mm top grv.	92.00 3.622	1.50 1.50 2.00	363 BF CR GI 401 SCRPP PC GI 991 FV CR 005 FV CR 335 T PM DI 126 RVT PC GI 991 FV CR 005 FV CR	2C5296 2M5296 2M5296020	8 8	STD STD 0.50
1877-89	3453		3.5 L	6	M30B30ME, M30B35ME7	535i, 535S, 35.L L6, L7, 635CSi, 735i, M5 Incl. Turbo	92.00 3.622	1.50 2.00 3.50	032 BF PC GI 401 SCRPP PC GI 058 FV CR 732 FV CR 362 BF 3CR GI 401 SCRPP PC GI 058 FV CR 732 FV CR 327 BF PM GI 401 SCRPP PC GI 058 FV CR 732 FV CR	4736 4736020 4736030 4736040 2C4736 2C4736020 2M4736 2M4736020 2M4736030 2M4736040	6 6 6	STD 0.50 0.75 1.00 STD 0.50 STD 0.50 0.75 1.00
BRIGGS & STRATTON (Listed by Cylinder Diameter)												
				1		100700	2 9/16	1/16 1/16 5/32	032 BF PC GI 401 SCRPP PC GI 058 FV CR 732 FV CR	4798	1	STD
				2	Vanguard	290000 and 300000 290400 to 290499 290700 to 290799 294400 to 294499 294700 to 294799 303400 to 303499 303700 to 303799	68.00 2.677	2.00 2.00 3.00	362 BF 3CR GI 401 SCRPP PC GI 054 FV CR 732 FV CR	2C4753	2	STD
				1		350400, 350700, 351700	72.00 2.835	1.20 1.20 2.50	398 BF CR S 126 RVT PC GI 995 FV CR 732 FV CR	2C4813 2C4813020	1	STD 0.50

YEAR	CC	CID	LITER	CYL	ENGINE	MODEL	BORE	GRV	RING TYPE	HAST SET Set #	CYL SET	SIZE
BRIGGS & STRATTON (Listed by Cylinder Diameter)												
				1		220400 to 220499 220700 to 220799 221400 to 221499 222400 to 222499 251400 to 251499 10 HP 251700 to 251799 252400 to 252499 252700 to 252799 253400 to 253499 253700 to 253799 254400 to 254499 255400 to 255499 255700 to 255799 256700 to 256799 257700 to 257799 272405 280700 to 280799 281700 to 281799 282700 to 282799 283700 to 283799 286700 to 286799 300420 to 300425 301430 to 301435 302400 to 302499 320420 to 320428 325430 to 325438 401400 to 401499 16HP 401700 to 401799 402400 to 402499 402700 to 402799 404400 to 404499 404700 to 404799 421400 to 421499 421700 to 421799 18 HP 422400 to 422499 422700 to 422799	3 7/16	5/64 5/64 3/16	362 BF 3CR GI 362 BF 3CR GI 860 FV CR 732 FV CR	2C6638	1	STD
				1		320400 to 320499 14 HP 326400 to 326499	3 9/16	5/64 5/64 3/16	032 BF PC GI 126 RVT PC GI 860 FV CR 732 FV CR	6962 6962010 6962020	1	STD 0.25 0.50
BSA												
1967-70 1969-70	250 750			3		MOTORCYCLES MOTORCYCLES	2.638	1/16 1/16 1/8	102 T PC GI 102 T PC GI 501 1PCO PC GI 826 2PCO 362 BF 3CR GI 102 T PC GI 501 1PCO PC GI 826 2PCO	6942 6942040 2C6942 2C6942040	1 1	STD 1.00 STD 1.00
1963-70	650			2		MOTORCYCLES	2.953	1/16 1/16 1/8	102 T PC GI 102 T PC GI 501 1PCO PC GI	6939 6939020 6939040 6939060 6939080	2	STD 0.50 1.00 1.50 2.00
1966-70	441			1		MOTORCYCLES	3.110	1/16 1/16 1/8	102 T PC GI 102 T PC GI 870 FV CR 732 FV CR	6941	1	STD

YEAR	CC	CID	LITER	CYL	ENGINE	MODEL	BORE	GRV	RING TYPE	HAST SET Set #	CYL SET	SIZE
BUDA												
				4	4B153 5 Ring Piston		3 7/16	3/32 1/8 1/8 3/16 3/16	032 BF PC GI 126 RVT PC GI 126 RVT PC GI 860 FV CR 732 FV CR 501 1PCO PC GI 362 BF 3CR GI 126 RVT PC GI 126 RVT PC GI 860 FV CR 732 FV CR 501 1PCO PC GI	4288 2C4288	4 4	STD STD
				4	4B153 4 Ring Piston		3 7/16	1/8 1/8 1/8 3/16	032 BF PC GI 126 RVT PC GI 126 RVT PC GI 860 FV CR 732 FV CR 362 BF 3CR GI 126 RVT PC GI 126 RVT PC GI 860 FV CR 732 FV CR	5063 5063060 2C5063	4 4	STD 1.50 STD
				6	6BD230	Diesel Eng	3 7/16	1/8 1/8 1/8 3/16 3/16	362 BF 3CR GI 126 RVT PC GI 126 RVT PC GI 501 1PCO PC GI 825 2PCO 501 1PCO PC GI	2C5102	6	STD
				6	6B230 5 Ring Piston Sleeved Eng.		3 7/16	3/32 1/8 1/8 3/16 3/16	032 BF PC GI 126 RVT PC GI 126 RVT PC GI 860 FV CR 732 FV CR 501 1PCO PC GI 362 BF 3CR GI 126 RVT PC GI 126 RVT PC GI 860 FV CR 732 FV CR 501 1PCO PC GI	5106 5106060 2C5106	6 6	STD 1.50 STD
				6	DA262	Diesel Eng	3 9/16	1/8 1/8 1/8 3/16 3/16	362 BF 3CR GI 126 RVT PC GI 126 RVT PC GI 501 1PCO PC GI 825 2PCO 501 1PCO PC GI	2C7513	6	STD
				6	G262		3 9/16	1/8 1/8 1/8 3/16	362 BF 3CR GI 126 RVT PC GI 126 RVT PC GI 860 FV CR 732 FV CR	2C468	6	STD
				4	H199, HM199, 4B182 4 Ring Piston		3 3/4	1/8 1/8 1/8 3/16	362 BF 3CR GI 126 RVT PC GI 126 RVT PC GI 860 FV CR 732 FV CR	2C7669	4	STD
				6	H298, HM298, HM298R, HP298, HPM298, HPM298R, K315, 6B273 4 Ring Piston	Diesel Eng.	3 3/4	1/8 1/8 1/8 3/16	362 BF 3CR GI 126 RVT PC GI 126 RVT PC GI 860 FV CR 732 FV CR	2C5028	6	STD

YEAR	CC	CID	LITER	CYL	ENGINE	MODEL	BORE	GRV	RING TYPE	HAST SET Set #	CYL SET	SIZE
BUDA												
				6	H326, HM326, HP326, HP351, K325		3 13/16	1/8 1/8 1/8 3/16	032 BF PC GI 126 RVT PC GI 126 RVT PC GI 860 FV CR 732 FV CR	5064	6	STD
									362 BF 3CR GI 126 RVT PC GI 126 RVT PC GI 860 FV CR 732 FV CR	2C5064	6	STD
				6	H326, HM326, HP326, HP351 5 Ring Piston		3 13/16	1/8 1/8 1/8 3/16 3/16	032 BF PC GI 126 RVT PC GI 126 RVT PC GI 860 FV CR 732 FV CR 501 1PCO PC GI	4239	6	STD
									362 BF 3CR GI 126 RVT PC GI 126 RVT PC GI 860 FV CR 732 FV CR 501 1PCO PC GI	2C4239	6	STD
				6	6DT389	Diesel Eng	3 7/8	1/8 1/8 1/8 3/16 3/16	032 BF PC GI 126 RVT PC GI 126 RVT PC GI 860 FV CR 732 FV CR 501 1PCO PC GI	4064	6	STD
									362 BF 3CR GI 126 RVT PC GI 126 RVT PC GI 860 FV CR 732 FV CR 501 1PCO PC GI	2C4064	6	STD
			5.6 L 8.5 L	4 6	HD344 DA516 5 Ring piston	L4 L6	4 7/16	3/32 1/8 1/8 3/16 3/16	363 BF CR GI 126 RVT PC GI 126 RVT PC GI 501 1PCO PC GI 565 CF CR GI 881 2PCO	2C7143	1	STD
				6	LO525 5 Ring Piston		4 1/2	1/8 1/8 1/8 1/4 3/16	032 BF PC GI 126 RVT PC GI 126 RVT PC GI 860 FV CR 732 FV CR 501 1PCO PC GI	4283	6	STD
									363 BF CR GI 126 RVT PC GI 126 RVT PC GI 860 FV CR 732 FV CR 501 1PCO PC GI	2C4283	6	STD
				4 6 8	4MO645 M858, 6MO893, 6MO970 8MO1290, 8MOS1290		5 5/8	1/8 1/8 1/8 1/4 1/4	363 BF CR GI 102 T PC GI 102 T PC GI 501 1PCO PC GI 825 2PCO 501 1PCO PC GI	2C5343	1	STD
				4 6	4DC645 6DC893, 6DC970	Diesel Eng	5 5/8	1/8 1/8 1/8 1/4 1/4	363 BF CR GI 102 T PC GI 102 T PC GI 501 1PCO PC GI 825 2PCO 501 1PCO PC GI	2C5343	1	STD

YEAR	CC	CID	LITER	CYL	ENGINE	MODEL	BORE	GRV	RING TYPE	HAST SET Set #	CYL SET	SIZE
CASE-Combines (Listed by Cylinder Diameter)												
				4	M2 Sleeved Eng.		3.000	1/8 1/8 1/8 1/4	032 BF PC GI 126 RVT PC GI 126 RVT PC GI 860 FV CR 732 FV CR 362 BF 3CR GI 126 RVT PC GI 126 RVT PC GI 860 FV CR 732 FV CR	727 2C727	4 4	STD STD
				6	H225, HB225	Gas Chry. 700, 900, 960, 1275	3.400	5/64 5/64 3/16	032 BF PC GI 126 RVT PC GI 860 FV CR 732 FV CR 362 BF 3CR GI 126 RVT PC GI 860 FV CR 732 FV CR 327 BF PM GI 126 RVT PC GI 860 FV CR 732 FV CR	687 687020 687030 687040 687060 2C687 2C687020 2C687030 2C687040 2C687060 2M687 2M687030 2M687040 2M687060	6 6 6	STD 0.50 0.75 1.00 1.50 STD 0.50 0.75 1.00 1.50 STD 0.75 1.00 1.50
				4	SP9 Case Sleeved Eng.		3 1/2	1/8 1/8 1/8 3/16	362 BF 3CR GI 126 RVT PC GI 126 RVT PC GI 860 FV CR 732 FV CR	2C5117	4	STD
				4	156G	955, 1140, 1150, 1155	3 1/2	3/32 3/32 3/32 1/4	032 BF PC GI 126 RVT PC GI 126 RVT PC GI 860 FV CR 732 FV CR 362 BF 3CR GI 126 RVT PC GI 126 RVT PC GI 860 FV CR 732 FV CR	7123 2C7123	4 4	STD STD
				6	GO298	Hercules 1000, 1010	3 3/4	3/32 1/8 3/16 3/16	363 BF CR GI 126 RVT PC GI 860 FV CR 732 FV CR 501 1PCO PC GI	2C6581	1	STD
				4	188D	600,660,115,011,551,000 Diesel Eng	3 13/16	1/8 3/32 3/16	372 FKST CR DI 126 RVT PC GI 860 FV CR 732 FV CR	2C7134	4	STD
				8	HB318	Chry.Gas 1010,1060,1160, 1660, 1665	3.910	5/64 5/64 3/16	032 BF PC GI 126 RVT PC GI 860 FV CR 732 FV CR 362 BF 3CR GI 126 RVT PC GI 860 FV CR 732 FV CR 397 BF PM S 126 RVT PC GI 860 FV CR 732 FV CR	148 148020 148030 148040 148060 2C148 2C148010 2C148020 2C148030 2C148040 2C148060 2C148070 2M148 2M148020 2M148030 2M148040 2M148060	8 8 8	STD 0.50 0.75 1.00 1.50 STD 0.25 0.50 0.75 1.00 1.50 1.75 STD 0.50 0.75 1.00 1.50

YEAR	CC	CID	LITER	CYL	ENGINE	MODEL	BORE	GRV	RING TYPE	HAST SET Set #	CYL SET	SIZE
CASE-Combines (Listed by Cylinder Diameter)												
				4	A251S Gas or LPG Sleeved Eng.	150, 800, 1000	4.000	3/32 3/32 3/32 1/4	363 BF CR GI 126 RVT PC GI 126 RVT PC GI 860 FV CR 732 FV CR	2C7795	4	STD
				4	SP9, SP12, 120		4.000	3/32 3/32 1/8 1/4	363 BF CR GI 126 RVT PC GI 126 RVT PC GI 860 FV CR 732 FV CR	2C7997	4	STD
				4	A267D Sleeved Eng.	800, 1000 Diesel Eng	4 1/8	3/32 3/32 3/32 1/4	363 BF CR GI 126 RVT PC GI 126 RVT PC GI 860 FV CR 732 FV CR	2C7580	4	STD
				4	A284GF Sleeved Eng.	1000, 1010, 1060, 1160	4 1/4	3/32 3/32 3/32 1/4	363 BF CR GI 126 RVT PC GI 126 RVT PC GI 860 FV CR 732 FV CR	2C7122	4	STD
CASE-Engines (Listed by Cylinder Diameter)												
				4	G148B, VA148B Sleeved Eng.		3 3/8	3/32 3/32 3/32 1/4	362 BF 3CR GI 126 RVT PC GI 126 RVT PC GI 860 FV CR 732 FV CR	2C7558	4	STD
				4	GD157 Continental Sleeved Eng.	G148, G148B	3 3/8	1/8 1/8 1/8 1/4	362 BF 3CR GI 126 RVT PC GI 126 RVT PC GI 553 CF CR GI 881 2PCO	2D7536	4	STD
				4	G153.9 Sleeved Eng.		3 1/2	1/8 1/8 1/8 3/16	362 BF 3CR GI 126 RVT PC GI 126 RVT PC GI 860 FV CR 732 FV CR	2C5117	4	STD
				4	G159B Sleeved Eng.		3 1/2	3/32 3/32 3/32 1/4	032 BF PC GI 126 RVT PC GI 126 RVT PC GI 860 FV CR 732 FV CR	7123	4	STD
				4	G188D Sleeved Eng.	Diesel Eng	3 13/16	1/8 3/32 3/16	372 FKST CR DI 126 RVT PC GI 860 FV CR 732 FV CR	2C7134	4	STD
				4	A251S Sleeved Eng.		4.000	3/32 3/32 3/32 1/4	363 BF CR GI 126 RVT PC GI 126 RVT PC GI 860 FV CR 732 FV CR	2C7795	4	STD
				6	A377, A377D, A377S Sleeved Eng.		4.000	3/32 3/32 3/32 1/4	362 BF 3CR GI 126 RVT PC GI 126 RVT PC GI 860 FV CR 732 FV CR	2C7656	6	STD
				4	A267D 4-267 Sleeved Eng.	Gas & Diesel	4 1/8	3/32 3/32 3/32 1/4	363 BF CR GI 126 RVT PC GI 126 RVT PC GI 860 FV CR 732 FV CR	2C7580	4	STD

YEAR	CC	CID	LITER	CYL	ENGINE	MODEL	BORE	GRV	RING TYPE	HAST SET Set #	CYL SET	SIZE
CASE-Engines (Listed by Cylinder Diameter)												
				6	A401, A401D Sleeved Eng.		4 1/8	3/32 3/32 3/32 1/4	362 BF 3CR GI 126 RVT PC GI 126 RVT PC GI 860 FV CR 732 FV CR	2C7124	6	STD
				4	A267D, A284, A284GF Sleeved Eng.		4 1/4	3/32 3/32 3/32 1/4	363 BF CR GI 126 RVT PC GI 126 RVT PC GI 860 FV CR 732 FV CR	2C7122	4	STD
CASE-Tractors (Listed by Cylinder Diameter)												
				4	Case Eng. V, VC, VI, VO Sleeved Eng.		3.000	1/8 1/8 1/8 1/4	032 BF PC GI 126 RVT PC GI 126 RVT PC GI 860 FV CR 732 FV CR 362 BF 3CR GI 126 RVT PC GI 126 RVT PC GI 860 FV CR 732 FV CR	727 2C727	4 4	STD STD
				4	SO Sleeved Eng.		3 1/4	1/8 1/8 1/8 3/16	362 BF 3CR GI 126 RVT PC GI 126 RVT PC GI 860 FV CR 732 FV CR	2C7789	4	STD
				4	G148,G148B, VA148, DT34 Sleeved Eng.	300, 300B, 310, 310C, 310D, 310E, 310F, 310G, 320, 320B 400B,400D, 420, 420B,420C 420BD,430, 440, 441, 456D, 470, 480, 480B, 480CK, 500D, 556D Gas & LPG Eng.s	3 3/8	3/32 3/32 3/32 1/4	362 BF 3CR GI 126 RVT PC GI 126 RVT PC GI 860 FV CR 732 FV CR	2C7558	4	STD
				4	GD157 Continental Sleeved Eng.	300, 300B, 301, 301B,302B, 320,320DB, 400B, DT34 Series Diesel Eng	3 3/8	1/8 1/8 1/8 1/4	362 BF 3CR GI 126 RVT PC GI 126 RVT PC GI 553 CF CR GI 881 2PCO	2D7536	4	STD
				4	G159 Sleeved Eng.	530, 530C, 540, 541, 570, 580, 580B, 580CK, W3 loader Gas & LPG Eng.s	3 1/2	3/32 3/32 3/32 1/4	032 BF PC GI 126 RVT PC GI 126 RVT PC GI 860 FV CR 732 FV CR 362 BF 3CR GI 126 RVT PC GI 126 RVT PC GI 860 FV CR 732 FV CR	7123 2C7123	4 4	STD STD
				4	153.9 Sleeved Eng.	S, SC, SE, SI, SL, SO To S/N 8027115	3 1/2	1/8 1/8 1/8 3/16	362 BF 3CR GI 126 RVT PC GI 126 RVT PC GI 860 FV CR 732 FV CR	2C5117	4	STD
				4	Sleeved Eng.	S, SC, SE, SI, SL, SO S/N 8027115-on	3 5/8	3/32 3/32 3/32 3/16	032 BF PC GI 126 RVT PC GI 126 RVT PC GI 860 FV CR 732 FV CR 362 BF 3CR GI 126 RVT PC GI 126 RVT PC GI 860 FV CR 732 FV CR	7593 2C7593	4 4	STD STD

YEAR	CC	CID	LITER	CYL	ENGINE	MODEL	BORE	GRV	RING TYPE	HAST SET	CYL SET	SIZE
												
CASE-Tractors (Listed by Cylinder Diameter)												
				4	Sleeved Eng.	S, SC, SE, SI, SO S/N 8027115-on	3.625	1/8 1/8 1/8 3/16	032 BF PC GI 126 RVT PC GI 126 RVT PC GI 860 FV CR 732 FV CR 362 BF 3CR GI 126 RVT PC GI 126 RVT PC GI 860 FV CR 732 FV CR	7659 2C7659	4 4	STD STD
			3.1 L	4	G188D Sleeved Eng.	After May 1, 1961 310E, 310F, 3.1 Litre 310G, 350, 420C,430,470,480B,480CK, 500LK,530,530C,531,570,W3 580,580B,580CK,LCK,P50	3 13/16	1/8 3/32 3/16	372 FKST CR DI 126 RVT PC GI 860 FV CR 732 FV CR	2C7134	4	STD
				4	A251S Sleeved Eng.	C, 400, 420, 425, 680, 680CK 700,710,725,730, 730C, 740 770, 800, 810 Gas & LPG Eng.s	4.000	3/32 3/32 3/32 1/4	363 BF CR GI 126 RVT PC GI 126 RVT PC GI 860 FV CR 732 FV CR	2C7795	4	STD
				4	251 Sleeved Eng.	400 1956 Only Diesel Eng	4.000	3/32 3/32 3/32 1/4	363 BF CR GI 126 RVT PC GI 126 RVT PC GI 860 FV CR 732 FV CR	2C7795	4	STD
				4	Sleeved Eng.	CC, DC-V & F Power Piston	4.000	3/32 1/8 1/8 1/4	362 BF 3CR GI 126 RVT PC GI 126 RVT PC GI 860 FV CR 732 FV CR	2C7666	4	STD
				6	A377G, A377S Sleeved Eng.	W8B, W8C, W8E, W9B, W9C, W9E, W10B, W10C, W10E Loaders 500, 610, 900, 910, 930CK, 930GP, 930WS, 940, 970	4.000	3/32 3/32 3/32 1/4	362 BF 3CR GI 126 RVT PC GI 126 RVT PC GI 860 FV CR 732 FV CR	2C7656	6	STD
				6	A377D Sleeved Eng.	LAD, 500, 520, 600, 620, 920 Diesel Eng	4.000	3/32 3/32 3/32 1/4	362 BF 3CR GI 126 RVT PC GI 126 RVT PC GI 860 FV CR 732 FV CR	2C7656	6	STD
				4	A267D Sleeved Eng.	680, 680B, 680CK, 700, 720, 730, 730C, 750, 770, 800, 1000, 400 Super Diesel Eng	4 1/8	3/32 3/32 3/32 1/4	363 BF CR GI 126 RVT PC GI 126 RVT PC GI 860 FV CR 732 FV CR	2C7580	4	STD
				6	A401D Sleeved Eng.	Diesel Eng	4 1/8	3/32 3/32 3/32 1/4	362 BF 3CR GI 126 RVT PC GI 126 RVT PC GI 860 FV CR 732 FV CR	2C7124	6	STD
				4	A284GF Sleeved Eng.	830, 830C, 840, W7,W7C, W7E, W9A Gas & LPG Eng.s	4 1/4	3/32 3/32 3/32 1/4	363 BF CR GI 126 RVT PC GI 126 RVT PC GI 860 FV CR 732 FV CR	2C7122	4	STD
				4	JD382 Sleeved Eng.	1000BR, 1000C, 1000D, 1010	4 1/2	1/8 1/8 1/8 1/4 3/16	362 BF 3CR GI 126 RVT PC GI 126 RVT PC GI 501 1PCO PC GI 825 2PCO 501 1PCO PC GI	2C7778	4	STD
CASE-Tractors Increased Bore sleeves (Listed by Cylinder Diameter)												
				4	VA Eng. Sleeved Eng.	Allied Sleeve Kit #WSA309 M & W Gear #SP201 Sealed Power #SL1776 Thompson #SA166 White Machine #G223HCH Genuine Sleeve Kit #S149	3 3/8	1/8 1/8 1/8 1/4	362 BF 3CR GI 126 RVT PC GI 126 RVT PC GI 553 CF CR GI 881 2PCO	2D7536	4	STD

YEAR	CC	CID	LITER	CYL	ENGINE	MODEL	BORE	GRV	RING TYPE	HAST SET	CYL SET	SIZE
CASE-Tractors Increased Bore sleeves (Listed by Cylinder Diameter)												
				4	VA Eng. Sleeved Eng.	Allied Sleeve Kit #WSA309 M & W Gear #SP201 Sealed Power #SL1776 Thompson #SA166 White Machine #G223HCH Genuine Sleeve Kit #S149	3 7/16	3/32 3/32 3/32 3/16	032 BF PC GI 126 RVT PC GI 126 RVT PC GI 860 FV CR 732 FV CR 362 BF 3CR GI 126 RVT PC GI 126 RVT PC GI 860 FV CR 732 FV CR	7705 2C7705	4 4	STD STD
				4	G165 Sleeved Eng.	M & W Add Power Piston Allied Sleeve Kit #WSC310 Basic #BA252 Ertel Sleeve Kit #SA205 Genuine Sleeve Kit #S143 McQuay Norris #SA188 Sealed Power #SL1982 Thompson #SA167 White Machine #G217HCH	3 5/8	3/32 3/32 3/32 3/16	032 BF PC GI 126 RVT PC GI 126 RVT PC GI 860 FV CR 732 FV CR	7663	4	STD
				4	G165 Sleeved Eng.	M & W Add Power Piston Allied Sleeve Kit #WSC310 Basic #BA252 Ertel Sleeve Kit #SA205 Genuine Sleeve Kit #S143 McQuay Norris #SA188 Sealed Power #SL1982 Thompson #SA167 White Machine #G217HCH	3 5/8	3/32 3/32 3/32 3/16	362 BF 3CR GI 126 RVT PC GI 126 RVT PC GI 860 FV CR 732 FV CR	2C7581	4	STD
				4	G165 Sleeved Eng.	M & W Add Power Piston Allied Sleeve Kit #WSC310 Basic #BA252 Ertel Sleeve Kit #SA205 Genuine Sleeve Kit #S143 McQuay Norris #SA188 Sealed Power #SL1982 Thompson #SA167 White Machine #G217HCH	3 11/16	3/32 3/32 3/32 3/16	363 BF CR GI 102 T PC GI 126 RVT PC GI 860 FV CR 732 FV CR	2C7941	4	STD
				4	A125 Sleeved Eng.	Allied Sleeve Kit #WSA306 Ertel Sleeve Kit #SA202, 203 Genuine Sleeve Kit #S140,141 White Machine #G203AC Thompson #SA172 McQuay Norris #SA176	4.000	3/32 3/32 3/32 1/4	363 BF CR GI 126 RVT PC GI 126 RVT PC GI 860 FV CR 732 FV CR	2C7795	4	STD
				4	D Eng. Sleeved Eng.	M & W Gear #SP8 304 Series McQuay Norris #SA176 M & W #SP8S C.D.	4.000	3/32 3/32 1/8 1/4	363 BF CR GI 126 RVT PC GI 126 RVT PC GI 860 FV CR 732 FV CR	2C7997	4	STD
CATERPILLAR (Listed by Cylinder Diameter)												
				2		E43, E44, E50, E51, T69 Late Pl Starting Eng.	3 5/8	3/32 3/32 3/16	032 BF PC GI 126 RVT PC GI 501 1PCO PC GI 825 2PCO	6215	2	STD
				8		3208 3 Ring Piston (Rectangular rings) OE Set Ref. #2W8265-3R	4 1/2	3/32 3/32 3/16	215 TBF CR DI 135 T PC GI 553 CF CR GI 881 2PCO	2D7524 2D7524020	1	STD 0.50
				8		3208 OE Set Ref. #199-9872 3 Ring Piston Keystone Comp Ring	4 1/2	1/8 1/8 7/64	224 FKST PM DI 170 FKST PC GI 553 CF CR GI 881 2PCO	2D7493 2D7493020 2D7493040	1	STD 0.50 1.00
				8		3208 Individual 2 Ring Piston OE Set Ref. #2S8265 OE Ref. #9L6233, Oil 2W8045	4 1/2	1/8 1/8 7/64	220 TBF PM DI 553 CF CR GI 881 2PCO	2D7473 2D7473020 2D7473030 2D7473040	1	STD 0.50 0.75 1.00

YEAR	CC	CID	LITER	CYL	ENGINE	MODEL	BORE	GRV	RING TYPE	HAST SET Set #	CYL SET	SIZE
CATERPILLAR (Listed by Cylinder Diameter)												
				6 8	Sleeved Eng.	D353, G353 D379, D398, G379, G398 Diesel Eng	6 1/4	1/8 3/32 1/4	363 BF CR GI 349 RVT CR GI 565 CF CR GI 881 2PCO	2C7195	2	STD
CHECKER												
1980-82	3753	229	3.8 L	6			3.736	5/64 5/64 3/16	032 BF PC GI 126 RVT PC GI 860 FV CR 732 FV CR 362 BF 3CR GI 126 RVT PC GI 860 FV CR 732 FV CR 327 BF PM GI 126 RVT PC GI 860 FV CR 732 FV CR	5617 5617010 5617020 5617030 5617040 5617060 2C5617 2C5617010 2C5617020 2C5617030 2C5617040 2C5617060 2M5617 2M5617010 2M5617020 2M5617030 2M5617040 2M5617060	6 6 6	STD 0.25 0.50 0.75 1.00 1.50 STD 0.25 0.50 0.75 1.00 1.50 STD 0.25 0.50 0.75 1.00 1.50
1964-68 1969-79	3769 4097	230 250	3.8 L 4.1 L	6 6		Chevy. Eng.	3 7/8	5/64 5/64 3/16	032 BF PC GI 126 RVT PC GI 860 FV CR 732 FV CR 362 BF 3CR GI 126 RVT PC GI 860 FV CR 732 FV CR 327 BF PM GI 126 RVT PC GI 860 FV CR 732 FV CR	667 667010 667020 667030 667040 667060 667080 2C667 2C667010 2C667020 2C667030 2C667040 2C667060 2C667080 2M667 2M667010 2M667020 2M667030 2M667040 2M667060 2M667080	6 6 6	STD 0.25 0.50 0.75 1.00 1.50 2.00 STD 0.25 0.50 0.75 1.00 1.50 2.00 STD 0.25 0.50 0.75 1.00 1.50 2.00
1980-82	4375	267	4.4 L	8			3 1/2	5/64 5/64 3/16	032 BF PC GI 126 RVT PC GI 860 FV CR 732 FV CR 363 BF CR GI 126 RVT PC GI 860 FV CR 732 FV CR 327 BF PM GI 126 RVT PC GI 860 FV CR 732 FV CR	652 652030 652040 652060 2C652 2C652010 2C652020 2C652030 2C652040 2M652 2M652030 2M652040	8 8 8	STD 0.75 1.00 1.50 STD 0.25 0.50 0.75 1.00 STD 0.75 1.00

YEAR	CC	CID	LITER	CYL	ENGINE	MODEL	BORE	GRV	RING TYPE	HAST SET	CYL SET	SIZE
CHECKER												
1964-67 1968-73	4638 5031	283 307	4.6 L 5.0 L	8 8			3 7/8	5/64 5/64 3/16	032 BF PC GI 126 RVT PC GI 860 FV CR 732 FV CR 363 BF CR GI 126 RVT PC GI 860 FV CR 732 FV CR 327 BF PM GI 126 RVT PC GI 860 FV CR 732 FV CR	660 660010 660020 660030 660040 660060 660080 2C660 2C660010 2C660020 2C660030 2C660040 2C660060 2C660080 2M660 2M660010 2M660020 2M660030 2M660040 2M660060 2M660080	8 8 8	STD 0.25 0.50 0.75 1.00 1.50 2.00 STD 0.25 0.50 0.75 1.00 1.50 2.00 STD 0.25 0.50 0.75 1.00 1.50 2.00
1977-81	4998	305	5.0 L	8			3.736	5/64 5/64 3/16	032 BF PC GI 126 RVT PC GI 860 FV CR 732 FV CR 362 BF 3CR GI 126 RVT PC GI 860 FV CR 732 FV CR 327 BF PM GI 126 RVT PC GI 860 FV CR 732 FV CR	5499 5499010 5499020 5499030 5499040 5499060 2C5499 2C5499010 2C5499020 2C5499030 2C5499040 2C5499060 2M5499 2M5499010 2M5499020 2M5499030 2M5499040 2M5499060	8 8 8	STD 0.25 0.50 0.75 1.00 1.50 STD 0.25 0.50 0.75 1.00 1.50 STD 0.25 0.50 0.75 1.00 1.50

YEAR	CC	CID	LITER	CYL	ENGINE	MODEL	BORE	GRV	RING TYPE	HAST SET	CYL SET	SIZE
YEAR	CC	CID	LITER	CYL	ENGINE	MODEL	BORE	GRV	RING TYPE	HAST SET	CYL SET	SIZE
CHECKER												
1966-68	5359	327	5.4 L	8			4.000	5/64	032 BF PC GI	139	8	STD
1969-79	5735	350	5.7 L	8				5/64	126 RVT PC GI	139010		0.25
								3/16	860 FV CR	139020		0.50
									732 FV CR	139030		0.75
										139040		1.00
										139060		1.50
										139070		1.75
										139080		2.00
										139100		2.50
									362 BF 3CR GI	2C139	8	STD
									126 RVT PC GI	2C139010		0.25
									860 FV CR	2C139020		0.50
									732 FV CR	2C139030		0.75
										2C139040		1.00
										2C139060		1.50
										2C139070		1.75
										2C139080		2.00
									397 BF PM S	2M139	8	STD
									126 RVT PC GI	2M139005		0.13
									860 FV CR	2M139010		0.25
									732 FV CR	2M139020		0.50
										2M139030		0.75
										2M139040		1.00
										2M139060		1.50
										2M139070		1.75
										2M139080		2.00
										2M139100		2.50
1959-64				6	FO6226	Continental Eng.	3 5/16	3/32	032 BF PC GI	4233	6	STD
								3/32	126 RVT PC GI	4233040		1.00
								5/32	860 FV CR			
								5/32	732 FV CR			
								5/32	501 1PCO PC GI			
									901 GL			
CHRYSLER-Cars												
1973-76	1187	74	1.2 L	4	4G42 Mitsubishi Eng.	Plymouth	71.00	2.00	032 BF PC GI	4342	4	STD
							2.795	2.00	401 SCRPP PC GI			
								4.00	056 FV CR			
									732 FV CR			
									362 BF 3CR GI	2C4342	4	STD
									401 SCRPP PC GI	2C4342020		0.50
									056 FV CR	2C4342040		1.00
									732 FV CR			
1979-85	1409	86	1.4 L	4	G12B Vin: J Mitsubishi Eng.	Dodge Colt, Plymouth Champ	74.00	1.50	032 BF PC GI	4396	4	STD
							2.913	1.50	126 RVT PC GI	4396010		0.25
								4.00	058 FV CR	4396020		0.50
									732 FV CR	4396030		0.75
										4396040		1.00
										4396060		1.50
									362 BF 3CR GI	2C4396	4	STD
									126 RVT PC GI	2C4396010		0.25
									058 FV CR	2C4396020		0.50
									732 FV CR	2C4396030		0.75
										2C4396040		1.00
										2C4396060		1.50
									327 BF PM GI	2M4396	4	STD
									126 RVT PC GI	2M4396020		0.50
									058 FV CR	2M4396030		0.75
									732 FV CR	2M4396040		1.00
										2M4396060		1.50

YEAR	CC	CID	LITER	CYL	ENGINE	MODEL	BORE	GRV	RING TYPE	HAST SET Set #	CYL SET	SIZE
CHRYSLER-Cars												
1971-76	1500	91.4	1.5 L	4		Plymouth Cricket	3.391	5/64 5/64 5/32	032 BF PC GI 126 RVT PC GI 860 FV CR 732 FV CR 362 BF 3CR GI 126 RVT PC GI 860 FV CR 732 FV CR	674 674030 674040 2C674 2C674030 2C674040	4 4	STD 0.75 1.00 STD 0.75 1.00
1991-96	1508	92	1.5 L	4	G15B, 4G15, G4AJ, G4DJ Vin: A,Q	12 Valve	75.50 2.972	1.20 1.50 3.00	398 BF CR S 126 RVT PC GI 054 FV CR 732 FV CR	2C4668 2C4668010 2C4668020 2C4668030 2C4668040 2C4668060	4	STD 0.25 0.50 0.75 1.00 1.50
1985-92	1508	92	1.5 L	4	G15B Vin: Q Mitsubishi Eng.	Dodge, Plymouth	75.50 2.972	1.50 1.50 4.00	032 BF PC GI 126 RVT PC GI 058 FV CR 732 FV CR 363 BF CR GI 126 RVT PC GI 058 FV CR 732 FV CR 327 BF PM GI 126 RVT PC GI 058 FV CR 732 FV CR	5716 5716010 5716020 5716030 5716040 5716060 2C5716 2C5716010 2C5716020 2C5716030 2C5716040 2C5716060 2M5716 2M5716010 2M5716020 2M5716030 2M5716040	4 4 4	STD 0.25 0.50 0.75 1.00 1.50 STD 0.25 0.50 0.75 1.00 1.50 STD 0.25 0.50 0.75 1.00
1983-86	1590	97	1.6 L	4	Peugeot Eng.	Dodge, Plymouth	80.60 3.173	1.75 2.00 4.00	032 BF PC GI 401 SCRPP PC GI 056 FV CR 732 FV CR 363 BF CR GI 401 SCRPP PC GI 056 FV CR 732 FV CR	4253 4253020 2C4253 2C4253020	4 4	STD 0.50 STD 0.50
1989-93	1595	98	1.6 L	4	G16B Vin: K Mitsubishi Eng	Dodge Colt, Eagle Summit	82.30 3.240	1.20 1.50 3.00	398 BF CR S 126 RVT PC GI 997 FV CR 732 FV CR	2C4669 2C4669020 2C4669030 2C4669040	4	STD 0.50 0.75 1.00
1983-90	1606	98	1.6 L	4	Vin: K	SOHC	76.90 3.027	1.50 1.50 4.00	032 BF PC GI 126 RVT PC GI 058 FV CR 732 FV CR 362 BF 3CR GI 126 RVT PC GI 058 FV CR 732 FV CR	4353 4353020 4353030 4353040 2C4353 2C4353010 2C4353020 2C4353030 2C4353040	4 4	STD 0.50 0.75 1.00 STD 0.25 0.50 0.75 1.00
1971-84	1597	98	1.6 L	4	4G31,4G32,4G61 Vin. K, Z Incl.Turbo Mitsubishi Eng. DOHC	Challenger, Colt	76.90 3.027	2.00 2.00 4.00	032 BF PC GI 126 RVT PC GI 056 FV CR 732 FV CR 362 BF 3CR GI 126 RVT PC GI 056 FV CR 732 FV CR	675 675010 675020 675030 675040 675060 2C675 2C675010 2C675020 2C675030 2C675040	4 4	STD 0.25 0.50 0.75 1.00 1.50 STD 0.25 0.50 0.75 1.00














YEAR	CC	CID	LITER	CYL	ENGINE	MODEL	BORE	GRV	RING TYPE	HAST SET Set #	CYL SET	SIZE
CHRYSLER-Cars												
1978-84	1715	105	1.7 L	4	E82	Dodge Omni, Plymouth Horizon	79.50 3.130	1.75 2.00 4.00	032 BF PC GI 126 RVT PC GI 056 FV CR 732 FV CR 363 BF CR GI 126 RVT PC GI 056 FV CR 732 FV CR 327 BF PM GI 126 RVT PC GI 056 FV CR 732 FV CR	4490 4490010 4490020 4490030 4490040 4490060 2C4490 2C4490010 2C4490020 2C4490030 2C4490040 2C4490060 2M4490 2M4490010 2M4490020 2M4490030 2M4490040 2M4490060	4 4 4 4 4	STD 0.25 0.50 0.75 1.00 1.50 STD 0.25 0.50 0.75 1.00 1.50 STD 0.25 0.50 0.75 1.00 1.50
1989-93	1795	107	1.8 L	4	4G37 Vin: P, T Mitsubishi Eng.		80.60 3.173	1.50 1.50 4.00	032 BF PC GI 401 SCR PC GI 058 FV CR 732 FV CR 363 BF CR GI 401 SCR PC GI 058 FV CR 732 FV CR	4367 4367020 4367030 4367040 2C4367 2C4367020 2C4367030 2C4367040 2C4367060	4 4 4	STD 0.50 0.75 1.00 STD 0.50 0.75 1.00 1.50
2006-10 2006-15	1798 1998	110 122	1.8 L 2.0 L	4 4	GEMA Vin. C GEMA Vin: A,B	World Eng.	86.00 3.386	1.20 1.20 2.00 2.00	398 BF CR S 126 RVT PC GI 993 FV CR 005 FV CR	2C4835 2C4835020 2C4835030 2C4835040	4	STD 0.50 0.75 1.00
1985-86	1795	110	1.8 L	4	G62B Mitsubishi Eng.	Plymouth	80.60 3.173	2.00 2.00 4.00	032 BF PC GI 401 SCR PC GI 056 FV CR 732 FV CR 363 BF CR GI 401 SCR PC GI 056 FV CR 732 FV CR	6172 6172020 6172030 6172040 6172060 2C6172 2C6172020 2C6172030 2C6172040	4 4 4	STD 0.50 0.75 1.00 1.50 STD 0.50 0.75 1.00
2011-On	1956		2.0 L	4	198 A5.000	Delta 2.0 D Multijet Diesel Eng Turbo Intercooled	83.00 3.268	1.50 1.50 2.00	239 BF CC DI 406 N PC DI 553 CF CR GI 881 2PCO	2D7528 2D752840	4	STD 0.40
1995-05	1983	121	2.0 L	4	Vin: C,F DOHC, SOHC		87.50 3.445	1.20 1.20 3.00	398 BF CR S 126 RVT PC GI 872 FV CR 732 FV CR	2C4759 2C4759010 2C4759020 2C4759030 2C4759040 2C4759060	4	STD 0.25 0.50 0.75 1.00 1.50
1988-93	2000	122	2.0 L	4	G63B Vin: A Mitsubishi Eng. DOHC, SOHC	Incl. Turbo	85.00 3.346	1.20 1.50 3.00	398 BF CR S 126 RVT PC GI 054 FV CR 732 FV CR	2C4613 2C4613010 2C4613020 2C4613030 2C4613040	4	STD 0.25 0.50 0.75 1.00
1983-87	1997	122	2.0 L	4	G63B Vin. A Mitsubishi Eng.	Plymouth, Colt, Omni, Ram 50	85.00 3.346	2.00 2.00 4.00	032 BF PC GI 126 RVT PC GI 058 FV CR 732 FV CR 362 BF 3CR GI 126 RVT PC GI 058 FV CR 732 FV CR	6171 6171020 6171030 6171040 6171060 2C6171 2C6171020 2C6171030 2C6171040 2C6171060	4 4 4	STD 0.50 0.75 1.00 1.50 STD 0.50 0.75 1.00 1.50

YEAR	CC	CID	LITER	CYL	ENGINE	MODEL	BORE	GRV	RING TYPE	HAST SET Set #	CYL SET	SIZE
CHRYSLER-Cars												
1979-83	1999	122	2.0 L	4	G52B, 4G52 Vin. U, 5	Dodge	84.00 3.307	2.00 2.00 4.00	032 BF PC GI 126 RVT PC GI 058 FV CR 732 FV CR 362 BF 3CR GI 126 RVT PC GI 058 FV CR 732 FV CR	4247 4247020 4247030 4247040 4247060 2C4247 2C4247010 2C4247020 2C4247030 2C4247040 2C4247060	4 4	STD 0.50 0.75 1.00 1.50 STD 0.25 0.50 0.75 1.00 1.50
1987-91	1999	122	2.0 L	4	4G63, G54B	D-50 Dodge, Plymouth	85.00 3.346	1.50 1.50 4.00	032 BF PC GI 126 RVT PC GI 056 FV CR 732 FV CR 362 BF 3CR GI 126 RVT PC GI 056 FV CR 732 FV CR 327 BF PM GI 126 RVT PC GI 056 FV CR 732 FV CR	6899 6899010 6899020 6899030 6899040 6899060 2C6899 2C6899010 2C6899020 2C6899030 2C6899040 2C6899060 2M6899 2M6899010 2M6899020 2M6899060	4 4 4	STD 0.25 0.50 0.75 1.00 1.50 STD 0.25 0.50 0.75 1.00 1.50 STD 0.25 0.50 1.00 1.50
1992-97 1995-09	2212 2429	135 148	2.2 L 2.4 L	4 4	EDZ Vin 9	16 Valve Turbo	87.50 3.445	1.50 1.50 3.00	397 BF PM S 126 RVT PC GI 054 FV CR 732 FV CR	2M4734 2M4734020 2M4734030 2M4734040	4	STD 0.50 0.75 1.00
1985-95 1986-95	2212 2507	135 153	2.2 L 2.5 L	4 4	Vin. B, C, D Vin, G, K	Dodge, Chrysler Dodge truck Shallow Oil Ring grv.	87.50 3.445	1.50 1.50 4.00	032 BF PC GI 126 RVT PC GI 872 FV CR 732 FV CR 362 BF 3CR GI 126 RVT PC GI 872 FV CR 732 FV CR 335 T PM DI 126 RVT PC GI 872 FV CR 732 FV CR	4222 4222020 4222030 4222040 4222060 2C4222 2C4222020 2C4222030 2M4222 2M4222010 2M4222020 2M4222030 2M4222040 2M4222060	4 4 4	STD 0.50 0.75 1.00 1.50 STD 0.50 0.75 STD 0.25 0.50 0.75 1.00 1.50
1981-89 1986-89	2212 2507	135 153	2.2 L 2.5 L	4 4	E62 Incl. Turbo	Chry, Dodge,Plymouth Deep Oil grv.	87.50 3.445	1.50 1.50 4.00	335 T PM DI 126 RVT PC GI 056 FV CR 732 FV CR	2M4206 2M4206020 2M4206030 2M4206040 2M4206060	4	STD 0.50 0.75 1.00 1.50

YEAR	CC	CID	LITER	CYL	ENGINE	MODEL	BORE	GRV	RING TYPE	HAST SET Set #	CYL SET	SIZE
CHRYSLER-Cars												
1984-89 1986-89	2212 2507	135 153	2.2 L 2.5 L	4	E62	Chry, Dodge,Plymouth Deep Oil grv.	87.50 3.445	1.50 1.50 4.00	032 BF PC GI 126 RVT PC GI 056 FV CR 732 FV CR 363 BF CR GI 126 RVT PC GI 056 FV CR 732 FV CR 327 BF PM GI 126 RVT PC GI 056 FV CR 732 FV CR	5652 5652010 5652020 5652030 5652040 5652060 2C5652 2C5652010 2C5652020 2C5652030 2C5652040 2C5652060 2M5652 2M5652010 2M5652020 2M5652030 2M5652040 2M5652060	4 4 4	STD 0.25 0.50 0.75 1.00 1.50 STD 0.25 0.50 0.75 1.00 1.50 STD 0.25 0.50 0.75 1.00 1.50
2006-16	2359	144	2.4 L	4	2AZFE Toyota Eng Vin: B,F,K	World Eng.	88.00 3.464	1.20 1.20 2.00	398 BF CR S 126 RVT PC GI 993 FV CR 005 FV CR	2C5297 2C5297020 2C5297030 2C5297040	4	STD 0.50 0.75 1.00
1993-08	2400	146	2.4 L	4	RDS2,4G64 Mitsubishi Eng.		86.50 3.405	1.20 1.50 2.80	398 BF CR S 126 RVT PC GI 997 FV CR 732 FV CR	2C4780 2C4780020 2C4780030 2C4780040 2C4780060	4	STD 0.50 0.75 1.00 1.50
1993-96	2400	146	2.4 L	4	4G64 Vin:T Mitsubishi Eng		86.50 3.405	1.20 1.50 3.00	398 BF CR S 126 RVT PC GI 997 FV CR 732 FV CR	2C4783 2C4783010 2C4783020 2C4783030 2C4783040 2C4783060	4	STD 0.25 0.50 0.75 1.00 1.50
1985-93	2350	146	2.4 L	4	4G64, G64B Vin:T Mitsubishi Eng	Colt Vista	86.50 3.405	1.50 1.50 4.00	362 BF 3CR GI 126 RVT PC GI 058 FV CR 732 FV CR	2C4638 2C4638010 2C4638020 2C4638030 2C4638040	4	STD 0.25 0.50 0.75 1.00
2004-09	2429	146	2.4 L	4	Vin: E	Turbo L4 w/2.5mm oil grv	87.50 3.445	1.20 1.50 2.50	398 BF CR S 126 RVT PC GI 995 FV CR 732 FV CR	2C5125 2C5125020 2C5125030 2C5125040	4	STD 0.50 0.75 1.00
1998-10	2429	148	2.4 L	4	EDZ Vin: B,G,X,1 Incl. Turbo	Cirrus, PT Cruiser, Sebring	87.50 3.445	1.20 1.50 3.00	398 BF CR S 126 RVT PC GI 872 FV CR 732 FV CR	2C4948 2C4948010 2C4948020 2C4948030 2C4948040	4	STD 0.25 0.50 0.75 1.00
1995-00	2497	152	2.5 L	6	6G73 Mitsubishi Eng.		83.50 3.287	1.20 1.50 3.00	398 BF CR S 126 RVT PC GI 054 FV CR 732 FV CR	2C4928 2C4928020 2C4928030 2C4928040	6	STD 0.50 0.75 1.00
1992-95	2499		2.5 L	4	M00(HR425CL) VM425HR, (M51), VM425HR(M52)	TD, CRD,TD Voyager Turbo Diesel	92.00 3.622	2.50 2.00 4.00	225 FKST CR DI 210 SCRPF TF PC DI 204 CF CR DI 881 2PCO	2C7458	1	STD
1994-97	2507	153	2.5 L	4		Chry. Turbo Shallow Oil Ring Grv	87.50 3.445	1.50 1.50 4.00	335 T PM DI 126 RVT PC GI 872 FV CR 732 FV CR	2M4880 2M4880020 2M4880030 2M4880040 2M4880060	4	STD 0.50 0.75 1.00 1.50

YEAR	CC	CID	LITER	CYL	ENGINE	MODEL	BORE	GRV	RING TYPE	HAST SET Set #	CYL SET	SIZE
CHRYSLER-Cars												
1983-89	2555	156	2.6 L	4	G54B Incl. Turbo Mitsubishi Eng.	Chry, Dodge, Ply Shallow Oil Ring Grv	91.10 3.587	1.50 1.50 4.00	032 BF PC GI 126 RVT PC GI 056 FV CR 732 FV CR 363 BF CR GI 126 RVT PC GI 056 FV CR 732 FV CR	5667 5667010 5667020 5667030 5667040 5667060 2C5667 2C5667010 2C5667020 2C5667030 2C5667040 2C5667060	4 4	STD 0.25 0.50 0.75 1.00 1.50 STD 0.25 0.50 0.75 1.00 1.50
1978-84	2555	156	2.6 L	4	G54B Mitsubishi Eng	Chry, Dodge, Ply Thru March 1983	91.10 3.587	2.00 2.00 4.00	032 BF PC GI 126 RVT PC GI 870 FV CR 732 FV CR 362 BF 3CR GI 126 RVT PC GI 870 FV CR 732 FV CR 327 BF PM GI 126 RVT PC GI 870 FV CR 732 FV CR	5595 5595010 5595020 5595030 5595040 5595060 2C5595 2C5595010 2C5595020 2C5595030 2C5595040 2C5595060 2M5595 2M5595010 2M5595020 2M5595030 2M5595040 2M5595060	4 4 4	STD 0.25 0.50 0.75 1.00 1.50 STD 0.25 0.50 0.75 1.00 1.50 STD 0.25 0.50 0.75 1.00 1.50
1998-10	2737	167	2.7 L	6	Vin: N,R,T,U	V-6 2700	86.00 3.386	1.50 1.50 3.00	397 BF PM S 126 RVT PC GI 054 FV CR 732 FV CR	2M4946 2M4946004 2M4946010 2M4946020 2M4946030 2M4946040 2M4946060	6	STD 0.10 0.25 0.50 0.75 1.00 1.50
1998-03	2737	167	2.7 L	6	Vin: R,T,U	V-6 2700 w/deep oil Grv. aftermarket piston	86.00 3.386	1.50 1.50 3.00	397 BF PM S 126 RVT PC GI 872 FV CR 732 FV CR	2M5094 2M5094004 2M5094010 2M5094020 2M5094030 2M5094040 2M5094060	6	STD 0.10 0.25 0.50 0.75 1.00 1.50
1960-69 1970-74 1960-87	2786 3245 3687	170 198 225	2.7 L 3.2 L 3.7 L	6 6 6	Slant 6	Dodge, Plymouth Dodge, Plymouth Chry., Dodge, Plymouth	3.400	5/64 5/64 3/16	032 BF PC GI 126 RVT PC GI 860 FV CR 732 FV CR 362 BF 3CR GI 126 RVT PC GI 860 FV CR 732 FV CR 327 BF PM GI 126 RVT PC GI 860 FV CR 732 FV CR	687 687020 687030 687040 687060 2C687 2C687020 2C687030 2C687040 2C687060 2M687 2M687030 2M687040 2M687060	6 6 6	STD 0.50 0.75 1.00 1.50 STD 0.50 0.75 1.00 1.50 STD 0.75 1.00 1.50
1991-05	2972	181	3.0 L	6	6G72 Vin: V Incl. Turbo DOHC Mitsubishi Eng.	Dodge , Stealth	91.10 3.587	1.20 1.50 3.00	398 BF CR S 126 RVT PC GI 997 FV CR 732 FV CR	2C4670 2C4670020 2C4670030 2C4670040 2C4670060	6	STD 0.50 0.75 1.00 1.50

YEAR	CC	CID	LITER	CYL	ENGINE	MODEL	BORE	GRV	RING TYPE	HAST SET Set #	CYL SET	SIZE
CHRYSLER-Cars												
1987-04	2972	181	3.0 L	6	6G72 SOHC Vin:H,V Mitsubishi Eng.	Dodge Dynasty Dodge/Ply Mini Van	91.10 3.587	1.50 1.50 4.00	032 BF PC GI 126 RVT PC GI 870 FV CR 732 FV CR 335 T PM DI 126 RVT PC GI 870 FV CR 732 FV CR	4453 4453010 4453020 4453030 4453040 4453060 2M4453 2M4453010 2M4453020 2M4453030 2M4453040 2M4453060	6 6	STD 0.25 0.50 0.75 1.00 1.50 STD 0.25 0.50 0.75 1.00 1.50
1990-91	2982	182	3.0 L	6	Renault Eng. Sleeved Eng.		93.00 3.661	1.75 1.75 3.50	363 BF CR GI 126 RVT PC GI 056 FV CR 732 FV CR	2C4672	6	STD
1998-01	3228	197	3.2 L	6	Vin. J	Concorde Dodge Intrepid	92.00 3.622	1.20 1.50 3.00	398 BF CR S 126 RVT PC GI 054 FV CR 005 FV CR	2C4903 2C4903020 2C4903030 2C4903040	6	STD 0.50 0.75 1.00
1998-10 1999-11	3294 3703	201 226	3.3 L 3.7 L	6 6	Vin: G,R,3 Vin: K	Shallow Top/Oil grv.	93.00 3.661	1.50 1.50 3.00	335 T PM DI 126 RVT PC GI 872 FV CR 732 FV CR	2M5014 2M5014020 2M5014030 2M5014040 2M5014060	6	STD 0.50 0.75 1.00 1.50
1988-97	3294	201	3.3 L	6		Chry., Dodge, Plymouth	93.00 3.661	1.50 1.50 3.00	032 BF PC GI 126 RVT PC GI 872 FV CR 732 FV CR 327 BF PM GI 126 RVT PC GI 872 FV CR 732 FV CR	4636 4636020 4636030 4636040 4636060 2M4636 2M4636010 2M4636020 2M4636030 2M4636040 2M4636060	6 6	STD 0.50 0.75 1.00 1.50 STD 0.25 0.50 0.75 1.00 1.50
1996-10 2001-10 2007-11	3452 3785 3952	215 231 241	3.5 L 3.8 L 4.0 L	6 6 6	Vin: F,G,K,V Vin: L,P,1 Vin: X	Chry., Concord, LHS Dodge, Intrepid Chrysler	96.00 3.779	1.20 1.50 3.00	398 BF CR S 126 RVT PC GI 872 FV CR 732 FV CR 397 BF PM S 126 RVT PC GI 872 FV CR 732 FV CR	2C4890 2C4890004 2C4890010 2C4890020 2C4890030 2C4890040 2C4890060 2M4890 2M4890010 2M4890020 2M4890030 2M4890040	6 6	STD 0.10 0.25 0.50 0.75 1.00 1.50 STD 0.25 0.50 0.75 1.00
1991-02	3507 3785	214 231	3.5 L 3.8 L	6 6	Vin: L,6	Dodge, Plymouth Dodge, Plymouth	96.00 3.779	1.50 1.50 3.00	032 BF PC GI 126 RVT PC GI 872 FV CR 732 FV CR 327 BF PM GI 126 RVT PC GI 872 FV CR 732 FV CR 322 BF GN SS 126 RVT PC GI 987 FV GN SS 714 GN SS	4648 4648010 4648020 4648030 4648040 4648060 2M4648 2M4648020 2M4648030 2M4648040 2M4648060 2N4648 2N464850	6 6 6	STD 0.25 0.50 0.75 1.00 1.50 STD 0.50 0.75 1.00 1.50 STD 0.50

YEAR	CC	CID	LITER	CYL	ENGINE	MODEL	BORE	GRV	RING TYPE	HAST SET	CYL SET	SIZE
												
CHRYSLER-Cars												
1942-59 1942-59	3572 3769	218 230	3.6 L 3.8 L	6 6		Dodge, Plymouth Dodge, Plymouth	3 1/4	3/32 3/32 5/32 5/32	032 BF PC GI 126 RVT PC GI 860 FV CR 732 FV CR 501 1PCO PC GI 362 BF 3CR GI 126 RVT PC GI 860 FV CR 732 FV CR 501 1PCO PC GI	144 144040 144060 2C144	6 6	STD 1.00 1.50 STD
2011-17	3605	220	3.6 L	6	Vin: G		96.00 3.779	1.20 1.20 2.00	398 BF CR S 126 RVT PC GI 991 FV CR 005 FV CR	2C4550 2C4550020 2C4550030 2C4550040	6	STD 0.50 0.75 1.00
1987-91 1971-80	3917 4300	239 265	3.9 L 4.3 L	6 6		Dodge, Plymouth Centura,Charger Valiant	3.910	5/64 5/64 3/16	032 BF PC GI 126 RVT PC GI 860 FV CR 732 FV CR 362 BF 3CR GI 126 RVT PC GI 860 FV CR 732 FV CR 327 BF PM GI 126 RVT PC GI 860 FV CR 732 FV CR	5560 5560020 5560030 5560040 5560060 2C5560 2C5560020 2C5560030 2C5560040 2C5560060 2M5560 2M5560020 2M5560030 2M5560040 2M5560060	6 6 6	STD 0.50 0.75 1.00 1.50 STD 0.50 0.75 1.00 1.50 STD 0.50 0.75 1.00 1.50
1942-52 1951-54	3867 4343	236 265	3.9 L 4.3 L	6		Chrysler Exc. Canada	3 7/16	3/32 3/32 5/32 5/32	032 BF PC GI 126 RVT PC GI 860 FV CR 732 FV CR 501 1PCO PC GI 362 BF 3CR GI 126 RVT PC GI 860 FV CR 732 FV CR 501 1PCO PC GI	445 2C445	6 6	STD STD
1954-68 1955-68	4113 4343	251 265	4.1 L 4.3 L	6 6		Dodge Dodge	3 7/16	5/64 5/64 3/16	032 BF PC GI 126 RVT PC GI 860 FV CR 732 FV CR 362 BF 3CR GI 126 RVT PC GI 860 FV CR 732 FV CR	663 663030 2C663 2C663030	6 6	STD 0.75 STD 0.75
1956 1964-69 1955 1956	4425 4474 4933 5162	270 273 301 315	4.4 L 4.5 L 4.9 L 5.2 L	8 8 8 8		P29 S/N 40001-80000, Plymouth Dodge, Plymouth Windsor C67 Dodge Dodge	3 5/8	5/64 5/64 3/16	032 BF PC GI 126 RVT PC GI 860 FV CR 732 FV CR 362 BF 3CR GI 126 RVT PC GI 860 FV CR 732 FV CR 327 BF PM GI 126 RVT PC GI 860 FV CR 732 FV CR	633 633010 633020 633030 633040 633060 2C633 2C633020 2C633030 2C633040 2M633 2M633030 2M633040 2M633060	8 8 8	STD 0.25 0.50 0.75 1.00 1.50 STD 0.50 0.75 1.00 STD 0.75 1.00 1.50

YEAR	CC	CID	LITER	CYL	ENGINE	MODEL	BORE	GRV	RING TYPE	HAST SET Set #	CYL SET	SIZE
CHRYSLER-Cars												
1956-57	4539	277	4.5 L	8		P29 Plymouth	3 3/4	5/64 5/64 3/16	032 BF PC GI 126 RVT PC GI 860 FV CR 732 FV CR 363 BF CR GI 126 RVT PC GI 860 FV CR 732 FV CR 327 BF PM GI 126 RVT PC GI 860 FV CR 732 FV CR	568 568010 568020 568030 568040 568060 568080 568100 2C568 2C568010 2C568020 2C568030 2C568040 2C568060 2M568 2M568010 2M568020 2M568030 2M568040 2M568060 2M568080 2M568100	8	STD 0.25 0.50 0.75 1.00 1.50 2.00 2.50 8 0.25 0.50 0.75 1.00 1.50 8 0.25 0.50 0.75 1.00 1.50 2.00 2.50
2008-14	4670	285	4.7 L	8	Vin: P	Aspen, Dakota, Ram (flex fuel)	93.00 3.661	1.20 1.50 2.50	397 BF PM S 126 RVT PC GI 995 FV CR 732 FV CR	2M5165 2M5165010 2M5165020 2M5165030 2M5165040	8	STD 0.25 0.50 0.75 1.00
1999-07	4670	285	4.7 L	8	Vin: N,P	Aspen	93.00 3.661	1.50 1.50 3.00	032 BF PC GI 126 RVT PC GI 872 FV CR 732 FV CR 335 T PM DI 126 RVT PC GI 872 FV CR 732 FV CR	4790 4790010 4790020 4790030 4790040 2M4790 2M4790010 2M4790020 2M4790030 2M4790040	8	STD 0.25 0.50 0.75 1.00 8 0.25 0.50 0.75 1.00
1957 1958-89	4933 5211	301 318	4.9 L 5.2 L	8 8		Chry., Dodge, Plymouth Chry., Dodge, Plymouth	3.910	5/64 5/64 3/16	032 BF PC GI 126 RVT PC GI 860 FV CR 732 FV CR 362 BF 3CR GI 126 RVT PC GI 860 FV CR 732 FV CR 397 BF PM S 126 RVT PC GI 860 FV CR 732 FV CR	148 148020 148030 148040 148060 2C148 2C148010 2C148020 2C148030 2C148040 2C148060 2C148070 2M148 2M148020 2M148030 2M148040 2M148060	8	STD 0.50 0.75 1.00 1.50 8 0.25 0.50 0.75 1.00 1.50 1.75 8 0.50 0.75 1.00 1.50

YEAR	CC	CID	LITER	CYL	ENGINE	MODEL	BORE	GRV	RING TYPE	HAST SET Set #	CYL SET	SIZE
CHRYSLER-Cars												
1957-65	5129	313	5.1 L	8		Canada	3 7/8	5/64 5/64 3/16	032 BF PC GI 126 RVT PC GI 860 FV CR 732 FV CR 363 BF CR GI 126 RVT PC GI 860 FV CR 732 FV CR 327 BF PM GI 126 RVT PC GI 860 FV CR 732 FV CR	660 660010 660020 660030 660040 660060 660080 2C660 2C660010 2C660020 2C660030 2C660040 2C660060 2C660080 2M660 2M660010 2M660020 2M660030 2M660040 2M660060 2M660080	8	STD 0.25 0.50 0.75 1.00 1.50 2.00 STD 0.25 0.50 0.75 1.00 1.50 2.00 STD 0.25 0.50 0.75 1.00 1.50 2.00
1957-58	5326	325	5.3 L	8		Dodge	3 11/16	5/64 5/64 3/16	032 BF PC GI 126 RVT PC GI 860 FV CR 732 FV CR	681 681030	8	STD 0.75
1955-56	5408	330	5.4 L	8	S21, S22, S23, S24	All V8 Models Desoto	3 23/32	5/64 5/64 3/16	032 BF PC GI 126 RVT PC GI 860 FV CR 732 FV CR 362 BF 3CR GI 126 RVT PC GI 860 FV CR 732 FV CR 327 BF PM GI 126 RVT PC GI 860 FV CR 732 FV CR	450 450030 450040 450060 2C450 2C450030 2C450040 2C450060 2M450 2M450030 2M450040 2M450060	8	STD 0.75 1.00 1.50 STD 0.75 1.00 1.50 STD 0.75 1.00 1.50
1968-73	5572	340	5.6 L	8			4.040	5/64 5/64 3/16	032 BF PC GI 126 RVT PC GI 860 FV CR 732 FV CR 362 BF 3CR GI 126 RVT PC GI 860 FV CR 732 FV CR 397 BF PM S 126 RVT PC GI 860 FV CR 732 FV CR	694 694020 694030 694040 694060 694070 2C694 2C694020 2C694030 2C694040 2M694 2M694020 2M694030 2M694040 2M694060	8	STD 0.50 0.75 1.00 1.50 1.75 STD 0.50 0.75 1.00 STD 0.50 0.75 1.00 1.50
1957	5588	341	5.6 L	8	S25, S26	Adventurer, Desoto Fireflite, Firedome	3 25/32	5/64 5/64 3/16	362 BF 3CR GI 126 RVT PC GI 860 FV CR 732 FV CR	2C682	8	STD
2009-15	5654	345	5.7 L	8	EZB, EZC, EZH Vin: T	300, Challenger, Charger, Durango, Hemi	99.50 3.917	1.20 1.20 2.00	397 BF PM S 126 RVT PC GI 989 FV CR 732 FV CR	2M5141 2M5141004 2M5141020 2M5141030 2M5141040	8	STD 0.10 0.50 0.75 1.00

YEAR	CC	CID	LITER	CYL	ENGINE	MODEL	BORE	GRV	RING TYPE	HAST SET Set #	CYL SET	SIZE
CHRYSLER-Cars												
2003-08	5703	348	5.7 L	8	Vin; D,H,2	Hemi	99.50 3.917	1.50 1.50 3.00	032 BF PC GI 126 RVT PC GI 997 FV CR 732 FV CR 397 BF PM S 126 RVT PC GI 997 FV CR 732 FV CR	5097 5097010 5097020 5097030 5097040 2M5097 2M5097010 2M5097020 2M5097030 2M5097040 2M5097060	8 8	STD 0.25 0.50 0.75 1.00 STD 0.25 0.50 0.75 1.00 1.50
1971-95	5899	360	5.9 L	8		Chry., Dodge, Plymouth	4.000	5/64 5/64 3/16	032 BF PC GI 126 RVT PC GI 860 FV CR 732 FV CR 362 BF 3CR GI 126 RVT PC GI 860 FV CR 732 FV CR 397 BF PM S 126 RVT PC GI 860 FV CR 732 FV CR	139 139010 139020 139030 139040 139060 139070 139080 139100 2C139 2C139010 2C139020 2C139030 2C139040 2C139060 2C139070 2C139080 2M139 2M139005 2M139010 2M139020 2M139030 2M139040 2M139060 2M139070 2M139080 2M139100	8 8	STD 0.25 0.50 0.75 1.00 1.50 1.75 2.00 2.50 STD 0.25 0.50 0.75 1.00 1.50 1.75 2.00 2.50
2005-10	6063	370	6.1 L	8	Vin. W, 3		102.99 4.055	1.50 1.50 3.00	336 T PM DI 126 RVT PC GI 054 FV CR 732 FV CR	2M4907 2M4907010 2M4907020 2M4907030 2M4907040 2M4907060	8	STD 0.25 0.50 0.75 1.00 1.50
2011-16	6424	392	6.4 L	8	Vin; J	Hemi OHV FI	104.00 4.094	1.20 1.20 2.00	397 BF PM S 406 N PC DI 934 FV CR 935 FV CR	2M5379 2M5379020 2M5379030 2M5379040	8	STD 0.50 0.75 1.00
1994-96	7997	488	8.0 L	10		Dodge Viper, RT/10, MPI, M/T	101.60 4.000	1.50 1.50 3.00	397 BF PM S 126 RVT PC GI 872 FV CR 732 FV CR	2M4816 2M4816020 2M4816030 2M4816040 2M4816060	10	STD 0.50 0.75 1.00 1.50
2008-13	8439	515	8.4 L	10	Vin: N, Z	Dodge Viper, SRT	103.00 4.055	1.50 1.50 3.00	336 T PM DI 406 N PC DI 054 FV CR 732 FV CR	2M5378 2M5378020 2M5378030 2M5378040	10	STD 0.50 0.75 1.00
CHRYSLER-Antique												
1955	3949	241	3.9 L	8		D44, D48, D50, D53 All V8 Models Dodge	3 7/16	5/64 5/64 3/16	032 BF PC GI 126 RVT PC GI 860 FV CR 732 FV CR	627	8	STD
1955	4261	260	4.3 L	8		Models P27 Plymouth	3 9/16	5/64 5/64 3/16	032 BF PC GI 126 RVT PC GI 860 FV CR 732 FV CR	630 630060	8	STD 1.50

YEAR	CC	CID	LITER	CYL	ENGINE	MODEL	BORE	GRV	RING TYPE	HAST SET Set #	CYL SET	SIZE
CHRYSLER-Antique												
1942-50				8		All model Chrysler	3 1/4	3/32 3/32 5/32 5/32	032 BF PC GI 126 RVT PC GI 860 FV CR 732 FV CR 501 1PCO PC GI	446 446040	8	STD 1.00
1941				6		P11, P12; P1125 Truck Models Plymouth	3 1/8	3/32 1/8 5/32 5/32	032 BF PC GI 126 RVT PC GI 860 FV CR 732 FV CR 501 1PCO PC GI	143	6	STD
1941				6		Deluxe, Custom D19 Dodge	3 1/4	3/32 1/8 5/32 5/32	032 BF PC GI 126 RVT PC GI 860 FV CR 732 FV CR 501 1PCO PC GI	443	6	STD
1935-40				6		DU, D2, D5, D8, D11, D14, D17 Dodge	3 1/4	1/8 1/8 5/32 5/32	032 BF PC GI 126 RVT PC GI 860 FV CR 732 FV CR 501 1PCO PC GI	441	6	STD
1934-40				6		PE S/N PE104074-on, PF, PG S/N PF2987-on, Late PJ, P1, P2, P3, P4, P5, P6, P7, P8, P9, P10	3 1/8	1/8 1/8 5/32 5/32	032 BF PC GI 126 RVT PC GI 860 FV CR 732 FV CR 501 1PCO PC GI	142	6	STD
1966-78	7210	440	7.2 L	8		Chry., Plymouth	4.320	5/64 5/64 3/16	032 BF PC GI 126 RVT PC GI 860 FV CR 732 FV CR 362 BF 3CR GI 126 RVT PC GI 860 FV CR 732 FV CR 345 T PM GI 126 RVT PC GI 860 FV CR 732 FV CR	692 692010 692020 692030 692040 692060 2C692 2C692030 2C692040 2C692060 2M692 2M692020 2M692030 2M692040 2M692060	8	STD 0.25 0.50 0.75 1.00 1.50 STD 0.75 1.00 1.50 STD 0.50 0.75 1.00 1.50
1969-71 1963-71	6276 6981	383 426	6.3 L 7.0 L	8 8		Chry., Plymouth Canada RC2 Windsor Exc. Hemi	4 1/4	5/64 5/64 3/16	032 BF PC GI 126 RVT PC GI 860 FV CR 732 FV CR 363 BF CR GI 126 RVT PC GI 860 FV CR 732 FV CR 397 BF PM S 126 RVT PC GI 860 FV CR 732 FV CR	683 683010 683020 683030 683040 683060 683080 683100 2C683 2C683010 2C683020 2C683030 2C683040 2C683060 2M683 2M683010 2M683020 2M683030 2M683040 2M683060 2M683070 2M683080 2M683100	8	STD 0.25 0.50 0.75 1.00 1.50 2.00 2.50 STD 0.25 0.50 0.75 1.00 1.50 STD 0.25 0.50 0.75 1.00 1.50 1.75 2.00 2.50

YEAR	CC	CID	LITER	CYL	ENGINE	MODEL	BORE	GRV	RING TYPE	HAST SET Set #	CYL SET	SIZE
CHRYSLER-Antique												
1959-65	6768	413	6.8 L	8	MC3H		4 3/16	5/64 5/64 3/16	032 BF PC GI 126 RVT PC GI 860 FV CR 732 FV CR	437 437030 2M437030 437040 2M437040	8	STD 0.75 0.75 1.00 1.00
1972-78	6555	400	6.6 L	8			4.342	5/64 5/64 3/16	032 BF PC GI 126 RVT PC GI 860 FV CR 732 FV CR 362 BF 3CR GI 126 RVT PC GI 860 FV CR 732 FV CR 327 BF PM GI 126 RVT PC GI 860 FV CR 732 FV CR	676 676030 2C676 2M676 2M676020 2M676030 2M676040	8 8 8	STD 0.75 STD STD 0.50 0.75 1.00
1957-58	6424	392	6.4 L	8			4.000	5/64 5/64 3/16	032 BF PC GI 126 RVT PC GI 860 FV CR 732 FV CR 362 BF 3CR GI 126 RVT PC GI 860 FV CR 732 FV CR 397 BF PM S 126 RVT PC GI 860 FV CR 732 FV CR	139 139010 139020 139030 139040 139060 139070 139080 139100 2C139 2C139010 2C139020 2C139030 2C139040 2C139060 2C139070 2C139080 2M139 2M139005 2M139010 2M139020 2M139030 2M139040 2M139060 2M139070 2M139080 2M139100	8 8 8	STD 0.25 0.50 0.75 1.00 1.50 1.75 2.00 2.50 STD 0.25 0.50 0.75 1.00 1.50 1.75 2.00 STD 0.13 0.25 0.50 0.75 1.00 1.50 1.75 2.00 2.50
CHRYSLER-Performance												
1994-00	1997	121	2.0 L	4	Mitsubishi Eng. DOHC/SOHC	L4	87.50 3.445	1.20 1.20 3.00	398 BF CR S 126 RVT PC GI 621 FV CR 732 FV CR	SC5556 SC5556010 SC5556020 SC5556030 SC5556040 SC5556060	4	STD 0.25 0.50 0.75 1.00 1.50
1957-58 1971-75	4785 5899	292 360	4.8 L 5.9 L	8 8		Chrysler Chrysler	4.000	5/64 5/64 3/16	336 T PM DI 126 RVT PC GI 622 FV CR 732 FV CR	2M5508 2M5508005 2M5508020 2M5508025 2M5508030 2M5508035 2M5508040 2M5508045 2M5508060 2M5508065	8	STD 0.13 0.50 0.63 0.75 0.88 1.00 1.13 1.50 1.63
1956-58 1956-58 1971-75	4785 5801 5899	292 354 360	4.8 L 5.8 L 5.9 L	8 8 8		Chrysler Chrysler Chrysler	4.000	5/64 5/64 3/16	336 T PM DI 126 RVT PC GI 621 FV CR 732 FV CR	2M5504 2M5504030 2M5504040 2M5504045	8	STD 0.75 1.00 1.13
Low Tension Oil Ring												

YEAR	CC	CID	LITER	CYL	ENGINE	MODEL	BORE	GRV	RING TYPE	HAST SET Set #	CYL SET	SIZE
CHRYSLER-Performance												
1958	5735	350	5.7 L	8		Plymouth	4 1/16	5/64 5/64 3/16	336 T PM DI 126 RVT PC GI 622 FV CR 732 FV CR	2M5511 2M5511035	8	STD 0.88
2003-18	5654	345	5.7 L	8	Hemi Eng.	Chrysler, Dodge SS Nitrided Top Ring 2nd ring Martensitic Ductile Napier	99.49 3.917	1.20 1.50 3.00	322 BF GN SS 406 N PC DI 642 FV CR 732 FV CR	SN9040 SN9040010 SN9040020	8	STD 0.25 0.50
2003-18	5654	345	5.7 L	8	Hemi Eng.	Chrysler, Dodge SS Nitrided Top Ring 2nd ring Martensitic Ductile Napier	99.49 3.917	1.20 1.50 3.00	322 BF GN SS 406 N PC DI 642 FV CR 732 FV CR	SN9060 SN9040010 SN9040020	8	STD 0.25 0.50
2003-18	5654	345	5.7 L	8	Hemi Eng.	Chrysler, Dodge Steel Moly Top Ring 2nd ring Martensitic Ductile Napier	99.49 3.917	1.50 1.50 3.00	397 BF PM S 406 N PC DI 642 FV CR 732 FV CR	SM8560 SM8560010 SM8560020	8	STD 0.25 0.50
	5899	360	5.9 L	8		Chrysler Contains Steel Moly top ring	4.000	0.043 0.043 3.00	395 T PM S 126 RVT PC GI 621 FV CR 005 FV CR	SM5587 SM5587030 SM5587035 SM5587040 SM5587045 SM5587060 SM5587065	8	STD 0.75 0.88 1.00 1.13 1.50 1.63
	5899	360	5.9 L	8		Chrysler Contains Steel Moly top ring Napier ductile iron 2nd ring	4.000	0.043 0.043 3.00	395 T PM S 406 N PC DI 621 FV CR 005 FV CR	SM8556 SM8556005 SM8556025 SM8556035 SM8556045 SM8556055 SM8556060 SM8556065 SM8556070	8	STD 0.13 0.63 0.88 1.13 1.38 1.50 1.63 1.75
	5899	360	5.9 L	8		Chrysler Racing Piston w/napier 2nd ring	4.000	1/16 1/16 1/8	336 T PM DI 406 N PC DI 622 FV CR 732 FV CR	2M8571 2M8571005 2M8571030 2M8571035 2M8571045 2M8571065	8	STD 0.13 0.75 0.88 1.13 1.63
1971-75	5899	360	5.9 L	8		Chrysler Racing Piston	4.000	1/16 1/16 1/8	336 T PM DI 126 RVT PC GI 622 FV CR 732 FV CR	2M5521 2M5521005 2M5521010 2M5521020 2M5521025 2M5521030 2M5521035 2M5521040 2M5521045 2M5521060 2M5521065	8	STD 0.13 0.25 0.50 0.63 0.75 0.88 1.00 1.13 1.50 1.63
	5916	361	5.9 L	8		Chrysler Contains Steel Moly top ring	4.125	0.043 0.043 3.00	395 T PM S 126 RVT PC GI 621 FV CR 005 FV CR	SM5593 SM5593005 SM5593060	8	STD 0.13 1.50
	5916	361	5.9 L	8		Chrysler w/napier 2nd ring	4.125	0.043 0.043 3.00	395 T PM S 406 N PC DI 621 FV CR 005 FV CR	SM8550 SM8550005 SM8550010 SM8550015 SM8550025 SM8550035 SM8550045	8	STD 0.13 0.25 0.38 0.63 0.88 1.13
1961-64	5916	361	5.9 L	8		Chrysler	4.125	5/64 5/64 3/16	336 T PM DI 126 RVT PC GI 860 FV CR 732 FV CR	2M5513 2M5513005 2M5513025 2M5513030 2M5513035 2M5513040 2M5513045 2M5513060 2M5513065	8	STD 0.13 0.63 0.75 0.88 1.00 1.13 1.50 1.63

YEAR	CC	CID	LITER	CYL	ENGINE	MODEL	BORE	GRV	RING TYPE	HAST SET	CYL SET	SIZE
CHRYSLER-Performance												
2005-10	6059	369	6.1 L	8	Hemi Eng.	Chrysler SS Nitrided Top Ring 2nd ring Martensitic Ductile Napier	101.60 4.000	1.20 1.20 3.00	322 BF GN SS 406 N PC DI 642 FV CR 732 FV CR	SN9045 SN9045005 SN9045010 SN9045020 SN9045025 SN9045030 SN9045035 SN9045040 SN9045045 SN9045050 SN9045055 SN9045060 SN9045065 SN9045070 SN9045080 SN9045100 SN9045120	8	STD 0.13 0.25 0.50 0.63 0.75 0.88 1.00 1.13 1.27 1.40 1.50 1.63 1.78 2.00 2.50 3.05
2005-10	6059	369	6.1 L	8	Hemi Eng.	Chrysler SS Nitrided Top Ring 2nd ring Martensitic Ductile Napier	101.60 4.000	1.20 1.50 3.00	322 BF GN SS 406 N PC DI 642 FV CR 732 FV CR	SN9065 SN9065005 SN9065025 SN9065030 SN9065035 SN9065040 SN9065045 SN9065055 SN9065060 SN9065065 SN9065070 SN9065080 SN9065100 SN9065120	8	STD 0.13 0.63 0.75 0.88 1.00 1.13 1.27 1.40 1.50 1.78 2.00 2.50 3.05
2005-10	6059	369	6.1 L	8	Hemi Eng.	Chrysler Steel Moly Top Ring 2nd ring Martensitic Ductile Napier	101.60 4.000	1.50 1.50 3.00	397 BF PM S 406 N PC DI 642 FV CR 732 FV CR	SM8565 SM8565005 SM8565025 SM8565030 SM8565035 SM8565040 SM8565045 SM8565055 SM8565060 SM8565065 SM8565070 SM8565080 SM8565100 SM8565120	8	STD 0.13 0.63 0.75 0.88 1.00 1.13 1.27 1.40 1.50 1.78 2.00 2.50 3.05
	6276 6981	383 426	6.3 L 7.0 L	8 8		Chrysler Contains Steel Moly top ring	4.250	0.043 0.043 3.00	395 T PM S 406 N PC DI 872 FV CR 005 FV CR	SM5597 SM5597035	8	STD 0.88
	6276 6981	383 426	6.3 L 7.0 L	8 8		Chrysler Contains Steel Moly top ring	4.250	0.043 1/16 3/16	395 T PM S 126 RVT PC GI 622 FV CR 732 FV CR	SM8567 SM8567035 SM8567065	8	STD 0.88 1.63
1961-72	6276 6981	383 426	6.3 L 7.0 L	8 8		Chrysler Low Tension Oil Ring	4.250	1/16 1/16 3/16	336 T PM DI 126 RVT PC GI 621 FV CR 732 FV CR	2M5515 2M5515030 2M5515035 2M5515060 2M5515065 2M5515125	8	STD 0.75 0.88 1.50 1.63 3.13
1961-72	6276 6981	383 426	6.3 L 7.0 L	8 8		Chrysler Chry. Hemi-Head Street Model Low Tension Oil Ring	4.250	5/64 5/64 3/16	336 T PM DI 126 RVT PC GI 622 FV CR 732 FV CR	2M5518 2M5518005 2M5518030 2M5518035 2M5518040 2M5518060 2M5518065	8	STD 0.13 0.75 0.88 1.00 1.50 1.63
1961-72	6276 6981	383 426	6.3 L 7.0 L	8 8		Chrysler Low Tension Oil Ring	4.250	5/64 5/64 3/16	336 T PM DI 126 RVT PC GI 621 FV CR 732 FV CR	2M5514 2M5514030 2M5514060	8	STD 0.75 1.50

YEAR	CC	CID	LITER	CYL	ENGINE	MODEL	BORE	GRV	RING TYPE	HAST SET Set #	CYL SET	SIZE
CHRYSLER-Performance												
1961-72	6276 6981	383 426	6.3 L 7.0 L	8 8		Chrysler Chry. Hemi-Head Street Model	4.250	1/16 1/16 3/16	336 T PM DI 126 RVT PC GI 622 FV CR 732 FV CR	2M5519 2M5519005 2M5519030 2M5519035 2M5519040 2M5519060 2M5519065 2M5519125	8	STD 0.13 0.75 0.88 1.00 1.50 1.63 3.13
	6276 6981	383 426	6.3 L 7.0 L	8 8		Chrysler Napier ductile iron 2nd ring	4.250	1/16 1/16 3/16	336 T PM DI 406 N PC DI 622 FV CR 732 FV CR	2M8562 2M8562005 2M8562030 2M8562035 2M8562040 2M8562060 2M8562065 2M8562125	8	STD 0.13 0.75 0.88 1.00 1.50 1.63 3.13
	6391	390	6.4 L	8		Chrysler	3.910	1/16 1/16 3/16	336 T PM DI 126 RVT PC GI 860 FV CR 732 FV CR	2M5575 2M5575030 2M5575040 2M5575060	8	STD 0.75 1.00 1.50
	7210	440	7.2 L	8		Chrysler Low Tension Oil Ring	4.320	1/16 1/16 3/16	336 T PM DI 126 RVT PC GI 621 FV CR 732 FV CR	2M5520 2M5520030 2M5520035	8	STD 0.75 0.88
1966-75	7210	440	7.2 L	8		Chrysler, Dodge, Plymouth Performance	4.320	1/16 1/16 3/16	336 T PM DI 126 RVT PC GI 622 FV CR 732 FV CR	2M5528 2M5528005 2M5528030 2M5528035 2M5528040 2M5528045 2M5528055 2M5528060 2M5528065	8	STD 0.13 0.75 0.88 1.00 1.13 1.38 1.50 1.63
CHRYSLER-Performance Claimer Ring Set												
	4785 5801 5899	292 354 360	4.8 L 5.8 L 5.9 L	8 8 8		w/metric widths Claimer Ring Sets	101.60 4.000	1.50 1.50 3.00	102 T PC GI 126 RVT PC GI 621 FV CR 732 FV CR	C5540 CM5540030	8	STD 0.75
	4785 5801 5899	292 354 360	4.8 L 5.8 L 5.9 L	8 8 8		1/8" Oil Ring w/metric widths Claimer Ring Sets	4.000	1/16 1/16 1/8	339 T PM GI 126 RVT PC GI 622 FV CR 732 FV CR	CM5521 CM5521030 CM5521035 CM5521040 CM5521060	8	STD 0.75 0.88 1.00 1.50
	4785 5801 5899	292 354 360	4.8 L 5.8 L 5.9 L	8 8 8		Claimer Ring Set	4.000	5/64 5/64 3/16	102 T PC GI 126 RVT PC GI 860 FV CR 732 FV CR	C5531 CM5531030	8	STD 0.75
	4785 5801 5899	292 354 360	4.8 L 5.8 L 5.9 L	8 8 8		Claimer Ring Set	4.000	1/16 1/16 3/16	102 T PC GI 126 RVT PC GI 860 FV CR 732 FV CR 339 T PM GI 126 RVT PC GI 860 FV CR 732 FV CR	C5532 C5532030 C5532040 C5532060 CM5532 CM5532020 CM5532030 CM5532035 CM5532040 CM5532060	8 8	STD 0.75 1.00 1.50 STD 0.50 0.75 0.88 1.00 1.50
	5916	361	5.9 L	8		Claimer Ring Set	4.125	5/64 5/64 3/16	339 T PM GI 126 RVT PC GI 860 FV CR 732 FV CR	CM5533 CM5533030	8	STD 0.75














YEAR	CC	CID	LITER	CYL	ENGINE	MODEL	BORE	GRV	RING TYPE	HAST SET Set #	CYL SET	SIZE
CHRYSLER-Performance Claimer Ring Set												
	5916	361	5.9 L	8		Claimer Ring Set	4.125	1/16 1/16 3/16	102 T PC GI 126 RVT PC GI 860 FV CR 732 FV CR 339 T PM GI 126 RVT PC GI 860 FV CR 732 FV CR	C5534 C5534030 CM5534 CM5534030 CM5534040	8 8	STD 0.75 STD 0.75 1.00
	6276 6981	383 426	6.3 L 7.0 L	8		Claimer Ring Sets	4.250	1/16 1/16 3/16	339 T PM GI 126 RVT PC GI 622 FV CR 732 FV CR	CM5541 CM5541060	8	STD 1.50
CHRYSLER-Industrial (Listed by Cylinder Diameter)												
				6	T25, T50, T57, T81, T105		3 1/8	1/8 1/8 5/32 5/32	032 BF PC GI 126 RVT PC GI 860 FV CR 732 FV CR 501 1PCO PC GI	142	6	STD
				6	T57, T105, T112, T125		3 1/8	3/32 1/8 5/32 5/32	032 BF PC GI 126 RVT PC GI 860 FV CR 732 FV CR 501 1PCO PC GI	143	6	STD
				6	T26, T72, T96		3 1/4	1/8 1/8 5/32 5/32	032 BF PC GI 126 RVT PC GI 860 FV CR 732 FV CR 501 1PCO PC GI	441	6	STD
				6	T116, T207, T211, T215		3 1/4	3/32 1/8 5/32 5/32	032 BF PC GI 126 RVT PC GI 860 FV CR 732 FV CR 501 1PCO PC GI	443	6	STD
				8	C30, C36, IND9, IND12		3 1/4	3/32 3/32 5/32 5/32	032 BF PC GI 126 RVT PC GI 860 FV CR 732 FV CR 501 1PCO PC GI	446 446040	8	STD 1.00
				6	H170, H225, HB170, HB225, HC170, HC225		3.400	5/64 5/64 3/16	032 BF PC GI 126 RVT PC GI 860 FV CR 732 FV CR 362 BF 3CR GI 126 RVT PC GI 860 FV CR 732 FV CR 327 BF PM GI 126 RVT PC GI 860 FV CR 732 FV CR	687 687020 687030 687040 687060 2C687 2C687020 2C687030 2C687040 2C687060 2M687 2M687030 2M687040 2M687060	6 6 6	STD 0.50 0.75 1.00 1.50 STD 0.50 0.75 1.00 1.50 STD 0.75 1.00 1.50
				6	T42, T118, T120, T130, IND7, IND8, IND8A, 32, 33, 90BA, IND236, 251, 265 Repl. Eng. 237, 251		3 7/16	3/32 3/32 5/32 5/32	032 BF PC GI 126 RVT PC GI 860 FV CR 732 FV CR 501 1PCO PC GI 362 BF 3CR GI 126 RVT PC GI 860 FV CR 732 FV CR 501 1PCO PC GI	445 2C445	6 6	STD STD

YEAR	CC	CID	LITER	CYL	ENGINE	MODEL	BORE	GRV	RING TYPE	HAST SET Set #	CYL SET	SIZE
CHRYSLER-Industrial (Listed by Cylinder Diameter)												
				6	T42, IND8A, MA7-3, M47-4		3 7/16	5/64 5/64 3/16	032 BF PC GI 126 RVT PC GI 860 FV CR 732 FV CR 362 BF 3CR GI 126 RVT PC GI 860 FV CR 732 FV CR	663 663030 2C663 2C663030	6 6	STD 0.75 STD 0.75
				8	IND18, IND18A, VT344, VT346		3 7/16	5/64 5/64 3/16	032 BF PC GI 126 RVT PC GI 860 FV CR 732 FV CR	627	8	STD
				8	52, M44S		3 9/16	5/64 5/64 3/16	032 BF PC GI 126 RVT PC GI 860 FV CR 732 FV CR	630 630060	8	STD 1.50
				8	54		3 23/32	5/64 5/64 3/16	032 BF PC GI 126 RVT PC GI 860 FV CR 732 FV CR 362 BF 3CR GI 126 RVT PC GI 860 FV CR 732 FV CR 327 BF PM GI 126 RVT PC GI 860 FV CR 732 FV CR	450 450030 450040 450060 2C450 2C450030 2C450040 2C450060	8 8 8	STD 0.75 1.00 1.50 STD 0.75 1.00 1.50 STD 0.75 1.00 1.50
				8	H318, HB318, HC318, HT318, M80, M318A, M318B, M318C		3.910	5/64 5/64 3/16	032 BF PC GI 126 RVT PC GI 860 FV CR 732 FV CR 362 BF 3CR GI 126 RVT PC GI 860 FV CR 732 FV CR 397 BF PM S 126 RVT PC GI 860 FV CR 732 FV CR	148 148020 148030 148040 148060 2C148 2C148010 2C148020 2C148030 2C148040 2C148060 2C148070	8 8 8	STD 0.50 0.75 1.00 1.50 STD 0.25 0.50 0.75 1.00 1.50 1.75 STD 0.50 0.75 1.00 1.50
				8	IND56A, M45-3, M45SP3		3 15/16	5/64 5/64 3/16	032 BF PC GI 126 RVT PC GI 860 FV CR 732 FV CR	636 636030	8	STD 0.75
				6	T190, T199, IND15, IND15A, 34, 35		4.000	3/32 1/8 1/8 1/4	363 BF CR GI 126 RVT PC GI 126 RVT PC GI 860 FV CR 732 FV CR	2C5156	6	STD
				8	HT361		4 1/8	3/32 3/32 3/16	363 BF CR GI 126 RVT PC GI 860 FV CR 732 FV CR 327 BF PM GI 126 RVT PC GI 860 FV CR 732 FV CR	2C6094 2C6094020 2C6094030 2C6094040 2C6094060 2M6094 2M6094030 2M6094040 2M6094060	8 8	STD 0.50 0.75 1.00 1.50 STD 0.75 1.00 1.50

YEAR	CC	CID	LITER	CYL	ENGINE	MODEL	BORE	GRV	RING TYPE	HAST SET Set #	CYL SET	SIZE
CHRYSLER-Industrial (Listed by Cylinder Diameter)												
				8	H361, HB361, HC361		4 1/8	5/64 5/64 3/16	032 BF PC GI 126 RVT PC GI 860 FV CR 732 FV CR 362 BF 3CR GI 126 RVT PC GI 860 FV CR 732 FV CR 327 BF PM GI 126 RVT PC GI 860 FV CR 732 FV CR	661 661010 661020 661030 661040 661060 2C661 2C661040 2M661 2M661010 2M661020 2M661030 2M661040 2M661060	8 8 8	STD 0.25 0.50 0.75 1.00 1.50 STD 1.00 STD 0.25 0.50 0.75 1.00 1.50
				8	H413		4 3/16	5/64 5/64 3/16	032 BF PC GI 126 RVT PC GI 860 FV CR 732 FV CR	437 437030 2M437030 437040 2M437040	8	STD 0.75 0.75 1.00 1.00
				8	H383, HA383, M383, M383B, M426, M426D, M426D-606, 607, 608		4 1/4	5/64 5/64 3/16	032 BF PC GI 126 RVT PC GI 860 FV CR 732 FV CR 363 BF CR GI 126 RVT PC GI 860 FV CR 732 FV CR 397 BF PM S 126 RVT PC GI 860 FV CR 732 FV CR	683 683010 683020 683030 683040 683060 683080 683100 2C683 2C683010 2C683020 2C683030 2C683040 2C683060 2M683 2M683010 2M683020 2M683030 2M683040 2M683060 2M683070 2M683080 2M683100	8 8 8	STD 0.25 0.50 0.75 1.00 1.50 2.00 2.50 STD 0.25 0.50 0.75 1.00 1.50 STD 0.25 0.50 0.75 1.00 1.50 1.75 2.00 2.50
	7210	440	7.2 L	8	Irrigation Use		4.320	5/64 5/64 3/16	032 BF PC GI 126 RVT PC GI 860 FV CR 732 FV CR 362 BF 3CR GI 126 RVT PC GI 860 FV CR 732 FV CR 345 T PM GI 126 RVT PC GI 860 FV CR 732 FV CR	692 692010 692020 692030 692040 692060 2C692 2C692030 2C692040 2C692060 2M692 2M692020 2M692030 2M692040 2M692060	8 8 8	STD 0.25 0.50 0.75 1.00 1.50 STD 0.75 1.00 1.50 STD 0.50 0.75 1.00 1.50

YEAR	CC	CID	LITER	CYL	ENGINE	MODEL	BORE	GRV	RING TYPE	HAST SET Set #	CYL SET	SIZE
CHRYSLER-Marine												
	3572 3769	218 230	3.6 L 3.8 L	6		Ace, M46, M46S	3 1/4	3/32 3/32 5/32 5/32	032 BF PC GI 126 RVT PC GI 860 FV CR 732 FV CR 501 1PCO PC GI 362 BF 3CR GI 126 RVT PC GI 860 FV CR 732 FV CR 501 1PCO PC GI	144 144040 144060 2C144	6 6	STD 1.00 1.50 STD
	2786 3245 3687	170 198 225	2.8 L 3.2 L 3.7 L	6		M170, A; M225A, D;A, A-J Jet,103 series	3.400	5/64 5/64 3/16	032 BF PC GI 126 RVT PC GI 860 FV CR 732 FV CR 362 BF 3CR GI 126 RVT PC GI 860 FV CR 732 FV CR 327 BF PM GI 126 RVT PC GI 860 FV CR 732 FV CR	687 687020 687030 687040 687060 2C687 2C687020 2C687030 2C687040 2C687060 2M687 2M687030 2M687040 2M687060	6 6 6	STD 0.50 0.75 1.00 1.50 STD 0.50 0.75 1.00 1.50 STD 0.75 1.00 1.50
	4113 4343	251 265	4.1 L 4.3 L	6		Crown, M47, M47S	3 7/16	3/32 3/32 5/32 5/32	032 BF PC GI 126 RVT PC GI 860 FV CR 732 FV CR 501 1PCO PC GI 362 BF 3CR GI 126 RVT PC GI 860 FV CR 732 FV CR 501 1PCO PC GI	445 2C445	6 6	STD STD
	4113	251	4.1 L	6		3 Ring Piston	3 7/16	5/64 5/64 3/16	032 BF PC GI 126 RVT PC GI 860 FV CR 732 FV CR 362 BF 3CR GI 126 RVT PC GI 860 FV CR 732 FV CR	663 663030 2C663 2C663030	6 6	STD 0.75 STD 0.75
	4474	273	4.5 L	8			3 5/8	5/64 5/64 3/16	032 BF PC GI 126 RVT PC GI 860 FV CR 732 FV CR 362 BF 3CR GI 126 RVT PC GI 860 FV CR 732 FV CR 327 BF PM GI 126 RVT PC GI 860 FV CR 732 FV CR	633 633010 633020 633030 633040 633060 2C633 2C633020 2C633030 2C633040 2M633 2M633030 2M633040 2M633060	8 8 8	STD 0.25 0.50 0.75 1.00 1.50 STD 0.50 0.75 1.00 STD 0.75 1.00 1.50














YEAR	CC	CID	LITER	CYL	ENGINE	MODEL	BORE	GRV	RING TYPE	HAST SET Set #	CYL SET	SIZE
CHRYSLER-Marine												
	5211	318	5.2 L	8		Shallow Oil Ring grv.	99.31 3.910	2.00 2.00 4.00	032 BF PC GI 126 RVT PC GI 872 FV CR 732 FV CR 363 BF CR GI 126 RVT PC GI 872 FV CR 732 FV CR 397 BF PM S 126 RVT PC GI 872 FV CR 732 FV CR	4735 4735020 4735030 4735040 4735060 2C4735 2C4735020 2C4735030 2C4735040 2C4735060 2M4735 2M4735020 2M4735030 2M4735040 2M4735060	8	STD 0.50 0.75 1.00 1.50 STD 0.50 0.75 1.00 1.50 STD 0.50 0.75 1.00 1.50
	5211	318	5.2 L	8			3.910	5/64 5/64 3/16	032 BF PC GI 126 RVT PC GI 860 FV CR 732 FV CR 362 BF 3CR GI 126 RVT PC GI 860 FV CR 732 FV CR 397 BF PM S 126 RVT PC GI 860 FV CR 732 FV CR	148 148020 148030 148040 148060 2C148 2C148010 2C148020 2C148030 2C148040 2C148060 2C148070 2M148 2M148020 2M148030 2M148040 2M148060	8	STD 0.50 0.75 1.00 1.50 STD 0.25 0.50 0.75 1.00 1.50 1.75 STD 0.50 0.75 1.00 1.50
	5801	354	5.8 L	8			3 15/16	5/64 5/64 3/16	032 BF PC GI 126 RVT PC GI 860 FV CR 732 FV CR	636 636030	8	STD 0.75
	5899	360	5.9 L	8			4.000	5/64 5/64 3/16	032 BF PC GI 126 RVT PC GI 860 FV CR 732 FV CR 362 BF 3CR GI 126 RVT PC GI 860 FV CR 732 FV CR 397 BF PM S 126 RVT PC GI 860 FV CR 732 FV CR	139 139010 139020 139030 139040 139060 139070 139080 139100 2C139 2C139010 2C139020 2C139030 2C139040 2C139060 2C139070 2C139080 2M139 2M139005 2M139010 2M139020 2M139030 2M139040 2M139060 2M139070 2M139080 2M139100	8	STD 0.25 0.50 0.75 1.00 1.50 1.75 2.00 2.50 STD 0.25 0.50 0.75 1.00 1.50 1.75 2.00 STD 0.13 0.25 0.50 0.75 1.00 1.50 1.75 2.00 2.50

YEAR	CC	CID	LITER	CYL	ENGINE	MODEL	BORE	GRV	RING TYPE	HAST SET	CYL SET	SIZE
												
CHRYSLER-Marine												
	5572	340	5.6 L	8			4.040	5/64 5/64 3/16	032 BF PC GI 126 RVT PC GI 860 FV CR 732 FV CR 362 BF 3CR GI 126 RVT PC GI 860 FV CR 732 FV CR 397 BF PM S 126 RVT PC GI 860 FV CR 732 FV CR	694 694020 694030 694040 694060 694070 2C694 2C694020 2C694030 2C694040 2M694 2M694020 2M694030 2M694040 2M694060	8 8 8	STD 0.50 0.75 1.00 1.50 1.75 STD 0.50 0.75 1.00 STD 0.50 0.75 1.00 1.50
	5916	361	5.9 L	8			4 1/8	5/64 5/64 3/16	032 BF PC GI 126 RVT PC GI 860 FV CR 732 FV CR 362 BF 3CR GI 126 RVT PC GI 860 FV CR 732 FV CR 327 BF PM GI 126 RVT PC GI 860 FV CR 732 FV CR	661 661010 661020 661030 661040 661060 2C661 2C661040 2M661 2M661010 2M661020 2M661030 2M661040 2M661060	8 8 8	STD 0.25 0.50 0.75 1.00 1.50 STD 1.00 STD 0.25 0.50 0.75 1.00 1.50
	5916	361	5.9 L	8			4 1/8	3/32 3/32 3/16	363 BF CR GI 126 RVT PC GI 860 FV CR 732 FV CR 327 BF PM GI 126 RVT PC GI 860 FV CR 732 FV CR	2C6094 2C6094020 2C6094030 2C6094040 2C6094060 2M6094 2M6094030 2M6094040 2M6094060	8 8	STD 0.50 0.75 1.00 1.50 STD 0.75 1.00 1.50
	6768	413	6.8 L	8			4 3/16	5/64 5/64 3/16	032 BF PC GI 126 RVT PC GI 860 FV CR 732 FV CR	437 437030 2M437030 437040 2M437040	8	STD 0.75 0.75 1.00 1.00

YEAR	CC	CID	LITER	CYL	ENGINE	MODEL	BORE	GRV	RING TYPE	HAST SET Set #	CYL SET	SIZE
CHRYSLER-Marine												
	6768	413	6.8 L	8			4 1/4	5/64 5/64 3/16	032 BF PC GI 126 RVT PC GI 860 FV CR 732 FV CR 363 BF CR GI 126 RVT PC GI 860 FV CR 732 FV CR 397 BF PM S 126 RVT PC GI 860 FV CR 732 FV CR	683 683010 683020 683030 683040 683060 683080 683100 2C683 2C683010 2C683020 2C683030 2C683040 2C683060 2M683 2M683010 2M683020 2M683030 2M683040 2M683060 2M683070 2M683080 2M683100	8	STD 0.25 0.50 0.75 1.00 1.50 2.00 2.50 STD 0.25 0.50 0.75 1.00 1.50 STD 0.25 0.50 0.75 1.00 1.50 1.75 2.00 2.50
	7210	440	7.2 L	8			4.320	5/64 5/64 3/16	032 BF PC GI 126 RVT PC GI 860 FV CR 732 FV CR 362 BF 3CR GI 126 RVT PC GI 860 FV CR 732 FV CR 345 T PM GI 126 RVT PC GI 860 FV CR 732 FV CR	692 692010 692020 692030 692040 692060 2C692 2C692030 2C692040 2C692060 2M692 2M692020 2M692030 2M692040 2M692060	8	STD 0.25 0.50 0.75 1.00 1.50 STD 0.75 1.00 1.50 STD 0.50 0.75 1.00 1.50
	6555	400	6.6 L	8			4.342	5/64 5/64 3/16	032 BF PC GI 126 RVT PC GI 860 FV CR 732 FV CR 362 BF 3CR GI 126 RVT PC GI 860 FV CR 732 FV CR 327 BF PM GI 126 RVT PC GI 860 FV CR 732 FV CR	676 676030 2C676 2M676 2M676020 2M676030 2M676040	8	STD 0.75 STD STD 0.50 0.75 1.00
CHRYSLER-Australia												
1970-75	4015	245	4.0 L	6		"D" Hemi Charger, Regal "D" Ranger XL "D" Hemi, Valiant VG, VH, VJ, Pacer & Regal 770 VIP	3.760	5/64 5/64 3/16	032 BF PC GI 126 RVT PC GI 860 FV CR 732 FV CR 362 BF 3CR GI 126 RVT PC GI 860 FV CR 732 FV CR	5586 5586020 5586040 2C5586 2C5586020 2C5586040	6	STD 0.50 1.00 STD 0.50 1.00

YEAR	CC	CID	LITER	CYL	ENGINE	MODEL	BORE	GRV	RING TYPE	HAST SET Set #	CYL SET	SIZE
CHRYSLER-Australia												
1971-On	4343	265	4.3 L	6		Valiant VH & CH, Plymouth	3.910	5/64 5/64 3/16	032 BF PC GI 126 RVT PC GI 860 FV CR 732 FV CR 362 BF 3CR GI 126 RVT PC GI 860 FV CR 732 FV CR 327 BF PM GI 126 RVT PC GI 860 FV CR 732 FV CR	5560 5560020 5560030 5560040 5560060 2C5560 2C5560020 2C5560030 2C5560040 2C5560060 2M5560 2M5560020 2M5560030 2M5560040 2M5560060	6 6 6	STD 0.50 0.75 1.00 1.50 STD 0.50 0.75 1.00 1.50 STD 0.50 0.75 1.00 1.50
CITROEN (Listed by Cylinder Diameter)												
2012-On	999		1.0 L	3	ZMZ (EB0)	C3	71.00 2.795	1.00 1.00 2.00	322 BF GN SS 123 RVT PC DI 248 CF CR 881 2PCO	2N4057	3	STD
1987-04	1124		1.1 L	4	TU1, (H1B), TU1 K TU1 CP (HAZ) TU1M (HDZ)	AX11, ZX 1 BX 11, C15 AX 11 CAT	72.00 2.835	1.50 2.00 3.00	362 BF 3CR GI 401 SCRPP PC GI 054 FV CR 732 FV CR	2C9356 2C9356020	4	STD 0.50
2002-On	1399		1.4 L	4	8 HX, 8 HY DV4 TD D4V TED 4	C 1, C 2, C 3, Xsara 1.4 HDi Diesel Eng	73.70 2.902	2.50 1.95 2.50	213 FKST CC DI 209 RVT PC DI 248 CF CR 881 2PCO	2D7270 2D727025 2D727050	1	STD 0.25 0.50
1968-90	602		0.6 L	2	A06/635, A06/664 M28 (AM2), M28/1 (AK2) M4 (AM)/ R06 627	Citroen 2 CV6, AMI 6, Dyane 6,LNA, Mehari	74.00 2.913	1.50 2.00 4.00	362 BF 3CR GI 401 SCRPP PC GI 058 FV CR 732 FV CR	2C9503 2C9503040	2	STD 1.00
2013-18	1119		1.2 L	3	HMP, HMT, HMZ, HNY, HNZ	C1, C3, C4, DS3, DS4	75.00 2.953	1.00 1.00 2.00	322 BF GN SS 406 N PC DI 248 CF CR 881 2PCO	2N4069 2N406925	3	STD 0.25
2005-On	1560		1.6 L	4	DV6BTED4, DV6BUTED4 DV6C, DV6DBM (9HE) DV6DTE4, DV6ETEDM DV6ETED (9HW)	Berlingo 1.6, C3, C4, C5 Diesel Eng Incl. Turbo	75.00 2.953	2.50 1.95 2.00	271 FKST BF CC DI 406 N PC DI 248 CF CR 881 2PCO	2D7431 2D743125 2D743150	4	STD 0.25 0.50
1983-10	1360		1.4 L	4	K1B, K1G, KAZ, ALL TU3 K3A, K1H, K6D,K6E, K6F, KFT,KFV, KFW, KFX K2A,K1F, K2B, K2D, KAY	AX 14, BX 14, C3, C15, ZX, Nemo, Berlingo, Saxo	75.00 2.953	1.75 2.00 3.00	362 BF 3CR GI 401 SCRPP PC GI 054 FV CR 732 FV CR	2C9372 2C9372010 2C9372020 2C9372030	4	STD 0.25 0.50 0.75
2004-08	1560		1.6 L	4	9HZ, DV6TED, DV6TED4	C3, C4, C5 HDi Turbo Diesel	75.00 2.953	3.00 1.95 2.50	213 FKST CC DI 202 TTF PC DI 204 CF CR DI 881 2PCO	2D7254 2D725450	1	STD 0.50
1995-03	1527		1.5 L	4	TUD 5, ATMO	AX, Saxo, Xsara, ZX Diesel Eng	77.00 3.031	2.00 1.75 3.00	363 BF CR GI 102 T PC GI 553 CF CR GI 881 2PCO	2D4981 2D498125 2D498150 2D4981100	4	STD 0.25 0.50 1.00
	1222		1.2 L	4	G103	60CH Din TC: 8, 2, GS7CV Berline Break	77.00 3.031	1.75 2.00 4.00	362 BF 3CR GI 435 SCRPP PC GI 056 FV CR 732 FV CR	2C7215	4	STD
1993-01	1587		1.6 L	4	TU5JP (NFZ) TU5JP2(NFW/NFY) TU5JP4(N6A) Peugeot Eng.	106I, II, 306206, 106I, 106II 206 16V	78.50 3.090	1.50 1.50 3.00	327 BF PM GI 126 RVT PC GI 054 FV CR 732 FV CR	2M9365 2M9365010 2M9365020	4	STD 0.25 0.50

YEAR	CC	CID	LITER	CYL	ENGINE	MODEL	BORE	GRV	RING TYPE	HAST SET Set #	CYL SET	SIZE
CITROEN (Listed by Cylinder Diameter)												
1998-05	1868		1.9 L	4	DW 8, DW 8 B, WJY, WJZ	Berlingo, Xsara Diesel Eng	82.20 3.236	2.00 2.00 3.00	205 BF CR DI 210 SCRPF TF PC DI 204 CF CR DI 881 2PCO	2D5858 2D585850	1	STD 0.50
1991-On	1905		1.9 L	4	XUD 9, XUD 9 A	Expert, Jumpy, Jumper, Berlingo, Xsara, BX, ZX, C25, Xantia, Relay, Dispatch, Evasion, Exprt Diesel Eng	83.00 3.268	2.00 2.00 3.00	032 BF PC GI 126 RVT PC GI 054 FV CR 732 FV CR 362 BF 3CR GI 126 RVT PC GI 204 CF CR DI 881 2PCO	4865 4865020 2D4865 2D486550	4 4	STD 0.50 STD 0.50
1992-03	1905		1.9 L	4	XUD9BSD, XUD9BTF, XUD9SD, SUD9TE, XUD9TF, XUD9UF	Evasion, Jumper Box, Xantia, ZX Turbo Diesel	83.00 3.268	3.50 2.00 3.00	224 FKST PM DI 202 TTF PC DI 204 CF CR DI 881 2PCO	2M7157	1	STD
1992-03	1905		1.9 L	4	XUD9BSD, XUD9BTF, XUD9SD, XUD9TE, XUD9TF	Evasion, Jumper Box, Xantia, ZX Turbo Diesel	83.00 3.268	3.00 2.00 3.00	221 FKST CC DI 202 TTF PC DI 204 CF CR DI 881 2PCO	2D7351	1	STD
1983-02	1905		1.9 L	4	DJY, D9B, XUD9A	Diesel Eng	83.00 3.268	2.00 2.00 3.00	239 BF CC DI 123 RVT PC DI 204 CF CR DI 881 2PCO	2D7435 2D743525 2D743550	1	STD 0.25 0.50
1993-02	1275		1.3 L	4	XU7JB, XU7JP, XU9JA XU92C, XU9J1, XU9J2	Berlingo, Xantia, ZX BX Break	83.00 3.268	1.50 1.50 4.00	376 BF CR DI 126 RVT PC GI 058 FV CR 732 FV CR	2C5881	4	STD
1999-13	1998		2.0 L	4	RFH, RFJ, RFK, RFN, RFR, RLZ (EW10A)	C4, C, C8 Jumpy	85.00 3.346	1.20 1.50 2.50	398 BF CR S 126 RVT PC GI 995 FV CR 732 FV CR 220 TBF PM DI 406 N PC DI 995 FV CR 732 FV CR	2C4106 2C410625 2C410650 2M4106 2M410620 2M410640 2M410660 2M410680	4 4	STD 0.25 0.50 STD 0.20 0.40 0.60 0.80
2009-18	1997		2.0 L	4	AHR, AHV, AHW, AHX, RHC, RHD, RHE, RHH	C4, C5, DS5, Jumpy Diesel Eng	85.00 3.346	2.00 2.00 2.00	272 HKST BF CC DI 123 RVT PC DI 248 CF CR 881 2PCO	2D4143 2D414360	4	STD 0.60
2007-On	2179		2.2 L	4	DW12C (4HL), DW12MTED4 (4HN)	C5, C-Crosser Diesel Eng	85.00 3.346	2.50 2.00 2.00	273 FKST BF CC DI 126 RVT PC GI 248 CF CR 881 2PCO	2D7549 2D754925 2D754950	4	STD 0.25 0.50
1999-08	1999		2.0 L	4	DW 10 TD, RHY, RHZ, DW 10 ATED, DW 10 ATED 4	C5, HDi Berlingo, Xsara, Xantia	85.00 3.346	3.50 2.00 3.00	213 FKST CC DI 210 SCRPF TF PC DI 204 CF CR DI 881 2PCO	2D7176 2D717660	1	STD 0.60
2001-04	2179		2.2 L	4	DW12TED, DW 12 TED4	HDi Break, Estate Turbo Diesel						
1979-80	1995		2.0 L	4	829.A5	CXI, CXII, CXIII	88.00	1.75	032 BF PC GI	4257	4	STD
1981-93	2165		2.2 L	4	JT6A500/J6RA500	CXI, CXII, CXIII Break, Familiare Paklas, TRS	3.464	2.00 4.00	126 RVT PC GI 056 FV CR 732 FV CR 327 BF PM GI 126 RVT PC GI 056 FV CR 732 FV CR	2M4257 2M4257010	4	STD 0.25
1966-75	1679		1.7 L	4		O.H.V	90.00 3.543	2.00 2.00 5.00	362 BF 3CR GI 401 SCRPF PC GI 871 FV CR 732 FV CR	2C6864	4	STD

YEAR	CC	CID	LITER	CYL	ENGINE	MODEL	BORE	GRV	RING TYPE	HAST SET	CYL SET	SIZE
												
CITROEN (Listed by Cylinder Diameter)												
1978-94	2498		2.5 L	4	B25637,CRD93L,CRD93B M22-629, M25-629, M25-637, M25-660	CX I, CXII, C25, C35	93.00 3.661	2.50 2.00 4.00	335 T PM DI 126 RVT PC GI 553 CF CR GI 881 2PCO	2D9349 2D934950 2D934975	4	STD 0.50 0.75
2000-10	2798		2.8 L	4	8140.43N, 8140.43S, F28TDCR	Jumper w/2.5mm Keystone top grv. Turbo Diesel	94.40 3.716	2.50 2.00 2.50	233 FKST PM DI 210 SCRPF TF PC DI 204 CF CR DI 881 2PCO	2M7450	1	STD
1992-02	2798		2.8 L	4	8140.43 (F28D)	Jumper Diesel	94.40 3.716	3.00 2.00 2.50	225 FKST CR DI 210 SCRPF TF PC DI 204 CF CR DI 881 2PCO	2C7449	1	STD
CONTINENTAL (Listed by Cylinder Diameter)												
				4		N62, N4062	2 3/8	3/32 3/32 3/16	032 BF PC GI 126 RVT PC GI 870 FV CR 732 FV CR 362 BF 3CR GI 126 RVT PC GI 870 FV CR 732 FV CR	5671 2C5671 2C5671030	4 4	STD STD 0.75
				4		AU10, AU10R, Y69A	2 5/8	3/32 3/32 3/16	102 T PC GI 126 RVT PC GI 871 FV CR 732 FV CR 362 BF 3CR GI 126 RVT PC GI 871 FV CR 732 FV CR	7859 2C7859 2C7859020 2C7859030 2C7859040	4 4	STD STD 0.50 0.75 1.00
				4		C4113, F124, F4124, LF124, PF124	3.000	1/8 1/8 1/8 1/4	032 BF PC GI 126 RVT PC GI 126 RVT PC GI 860 FV CR 732 FV CR 362 BF 3CR GI 126 RVT PC GI 126 RVT PC GI 860 FV CR 732 FV CR	727 2C727	4 4	STD STD
				6		F186, F6186	3.000	1/8 1/8 1/8 1/4	032 BF PC GI 126 RVT PC GI 126 RVT PC GI 860 FV CR 732 FV CR	4182	6	STD
				4		F124, F4124, LF124, PF124	3.000	1/8 1/8 1/8 3/16	362 BF 3CR GI 126 RVT PC GI 126 RVT PC GI 871 FV CR 732 FV CR	2C7758	4	STD
				6		FS218	3 1/4	3/32 3/32 5/32 5/32	032 BF PC GI 126 RVT PC GI 860 FV CR 732 FV CR 501 1PCO PC GI 362 BF 3CR GI 126 RVT PC GI 860 FV CR 732 FV CR 501 1PCO PC GI	144 144040 144060 2C144	6 6	STD 1.00 1.50 STD
				4		Z129, ZA129	3 1/4	1/8 1/8 1/8 3/16	362 BF 3CR GI 126 RVT PC GI 126 RVT PC GI 860 FV CR 732 FV CR	2C7789	4	STD

YEAR	CC	CID	LITER	CYL	ENGINE	MODEL	BORE	GRV	RING TYPE	HAST SET Set #	CYL SET	SIZE
CONTINENTAL (Listed by Cylinder Diameter)												
				4		Z134	3 5/16	1/8 1/8 1/8 3/16	362 BF 3CR GI 126 RVT PC GI 126 RVT PC GI 860 FV CR 732 FV CR	2C7578	4	STD
				6		F226, F6226, F06226 Checker Cab	3 5/16	3/32 3/32 5/32 5/32	032 BF PC GI 126 RVT PC GI 860 FV CR 732 FV CR 501 1PCO PC GI 901 GL	4233 4233040	6	STD 1.00
				6		F226, F227 Cont. Piston #F227A4061E	3 5/16	5/64 3/32 3/32 1/4	032 BF PC GI 126 RVT PC GI 126 RVT PC GI 860 FV CR 732 FV CR	6912	6	STD
				4	Sleeved Eng.	Z134	3 3/8	3/32 1/8 1/8 1/4	362 BF 3CR GI 126 RVT PC GI 126 RVT PC GI 860 FV CR 732 FV CR	2C7207	4	STD
				4		G157 AI Piston GD157-Diesel Eng	3 3/8	1/8 1/8 1/8 1/4	362 BF 3CR GI 126 RVT PC GI 126 RVT PC GI 553 CF CR GI 881 2PCO	2D7536	4	STD
				4		Z129, Z134 Increase Bore	3 3/8	3/32 3/32 3/32 3/16	362 BF 3CR GI 126 RVT PC GI 126 RVT PC GI 860 FV CR 732 FV CR	2C7671	4	STD
				4	Sleeved Eng.	C143, C400, C4143, G157 4 Ring Piston CI Piston 7-145 Aluminum Piston Z145, Z134 Increase Bore	3 3/8	1/8 1/8 1/8 3/16	362 BF 3CR GI 126 RVT PC GI 126 RVT PC GI 860 FV CR 732 FV CR	2C7762	4	STD
				4		F163 Fits Service Piston for F162	3 7/16	5/64 3/32 3/32 1/4	032 BF PC GI 126 RVT PC GI 126 RVT PC GI 860 FV CR 732 FV CR	6677 6677020 6677030 6677060	4	STD 0.50 0.75 1.50
									362 BF 3CR GI 126 RVT PC GI 126 RVT PC GI 860 FV CR 732 FV CR	2C6677 2C6677030 2C6677040		STD 0.75 1.00
									327 BF PM GI 126 RVT PC GI 126 RVT PC GI 860 FV CR 732 FV CR	2M6677 2M6677040		STD 1.00
				6		F245 Fits Service Piston for F244	3 7/16	5/64 3/32 3/32 1/4	032 BF PC GI 126 RVT PC GI 126 RVT PC GI 860 FV CR 732 FV CR	6678 6678020 6678030 6678060	6	STD 0.50 0.75 1.50
									362 BF 3CR GI 126 RVT PC GI 126 RVT PC GI 860 FV CR 732 FV CR	2C6678 2C6678030 2C6678040		STD 0.75 1.00
				1		TM13, 20, 27 LP or Natural Gas	91.00 3.583	2.00 2.00 4.00	363 BF CR GI 126 RVT PC GI 860 FV CR 732 FV CR	2C5659 2C5659020 2C5659030 2C5659040	1	STD 0.50 0.75 1.00

YEAR	CC	CID	LITER	CYL	ENGINE	MODEL	BORE	GRV	RING TYPE	HAST SET	CYL SET	SIZE
CUMMINS												
					12 cu. ft.	Compressor Diesel Eng	3 7/16	3/32 3/32 3/16	032 BF PC GI 126 RVT PC GI 860 FV CR 732 FV CR 362 BF 3CR GI 126 RVT PC GI 860 FV CR 732 FV CR	6588	1	STD
										2C6588	1	STD
					13.2 cu. ft. Sleeved Eng.	Compressor Diesel Eng	3 5/8	1/8 1/8 3/16	126 RVT PC GI 126 RVT PC GI 860 FV CR 732 FV CR 362 BF 3CR GI 126 RVT PC GI 860 FV CR 732 FV CR	5838 5838010	1	STD 0.25
										2C5838	1	STD
2008-On	3922 5883		3.9 L 5.9 L	4 6	4BT-G3, 4B, 4B3.9M, 4BT, 4BT3.9M 6B5.9, 6BT5.9, 6BTA-5.9	AMW Series 2500 2516HL AMW Series 2500 2516TM Turbo Diesel OE Ref. #3802750	102.00 4.016	3.00 3.00 4.00	208 FKST CC DI 170 FKST PC GI 553 CF CR GI 881 2PCO	2D7484 2D7484020 2D7484040	1	STD 0.50 1.00
	5880	359	5.9 L	6	B Series	Non Turbo, 12valve Naturally Aspirated OE Ref.#3802040 Diesel Eng	102.00 4.016	2.40 2.35 4.00	205 BF CR DI 135 T PC GI 553 CF CR GI 881 2PCO	2D7518 2D7518020 2D7518040	1	STD 0.50 1.00
	3900	239	3.9 L	4	4BT	Turbo Diesel	102.00 4.016	3.00 2.35 4.00	208 FKST CC DI 135 T PC GI 553 CF CR GI 881 2PCO	2C4936	4	STD
1999-02	5880		5.9 L	6	6 BT	12 Valve/ 24 Valve Turbo Diesel	102.00 4.016	3.00 2.35 4.00	208 FKST CC DI 135 T PC GI 553 CF CR GI 881 2PCO	2D4914 2D491450 2D491475 2D4914100	6	STD 0.50 0.75 1.00
2004-07	5880	359	5.9 L	6	6 BT5.9, 6 BTA	AMW Series 12 Valve/ 24 Valve Turbo Diesel OE Ref#3804990/4089258	102.00 4.016	3.00 2.39 4.00	208 FKST CC DI 129 T PC 553 CF CR GI 881 2PCO	2D7276 2D727650 2D7276100	6	STD 0.50 1.00
				6	95,100 H.P. 105, 110 H.P. 125, 130 H.P. 150, 160 H.P. 165, 175 H.P. 175 H.P.	J, J6 JF, JF6 JN, JN6 JS, JS6 JNS, JNS6 JT, JT6, JT10, JT15, JT20 Diesel Eng	4 1/8	1/8 1/8 1/8 3/16	372 FKST CR DI 170 FKST PC GI 170 FKST PC GI 565 CF CR GI 881 2PCO	2C6016	6	STD
2007-8	6700	408	6.7 L	6	ETJ, EJK, ISB 200 Vin. C,A,L	OE Ref. #4955366 Turbo Diesel	107.00 4.213	2.87 2.50 3.46	224 FKST PM DI 126 RVT PC GI 553 CF CR GI 881 2PCO	2M5872 2M587250 2M5872100	6	STD 0.50 1.00
				6	165, 175 H.P. 180 H.P. 180, 190 H.P. 225, 240 H.P. 200 H.P. 375 H.P. 220 H.P. 275 H.P. 180 H.P. 195 H.P. 300, 320 H.P. 275, 290 H.P. 300 H.P. 335, 375 H.P. 250 H.P. 400, 450 H.P.	HR, HR6 HR600, HRB1600, HRF, HRF6, IRB600 HRF20, HRF6-20 HRS, HRS6 HT6, NH, NH10, NH20 NFT, NFT6 NH220 NHBS600 NHE180 NHE195 NHHS, NHHS, NHR, NHRS, NHRS6 NHS, NHS6 NHS600, NRT, NRT6, NRT20 NRTO, NRTO6 NT, NT6, NT20 NVH, NVH12 Diesel Eng	5 1/8	5/32 5/32 5/32 1/4	381 FKST CR DI 180 FKST PC GI 180 FKST PC GI 579 CF KST CR GI 881 2PCO	2C6500	6	STD

YEAR	CC	CID	LITER	CYL	ENGINE	MODEL	BORE	GRV	RING TYPE	HAST SET Set #	CYL SET	SIZE
DAEWOO												
1999-On 1999-02	600 800		0.6 L 0.8 L	3 3	F6B F8C, F8CV Suzuki Eng.	Matiz, Tico Damas, Mitiz, Tico	68.50 2.697	1.20 1.50 2.80	398 BF CR S 126 RVT PC GI 859 FV CR 732 FV CR	2C5039 2C5039010 2C5039020 2C5039030 2C5039040	3	STD 0.25 0.50 0.75 1.00
2003-On	796		0.8 L	3	3EA Pontiac Eng SOHC	Matiz	68.50 2.697	1.20 1.20 2.50	398 BF CR S 126 RVT PC GI 995 FV CR 732 FV CR	2C5273 2C5273010 2C5273020 2C5273030 2C5273040 2C5273060	1	STD 0.25 0.50 0.75 1.00 1.50
2003-10 2006-07	995 1150		1.0 L 1.2 L	4 4	4EA LQ5 Pontiac Eng SOHC	Matiz, Tico AVEO Stufenheck	68.50 2.697	1.20 1.20 2.50	398 BF CR S 126 RVT PC GI 995 FV CR 732 FV CR	2C4522 2C452250 2C452275 2C4522100	4	STD 0.50 0.75 1.00
	1378		1.4 L	4			76.50 3.012	1.20 1.50 2.50	398 BF CR S 401 SCRPP PC GI 995 FV CR 732 FV CR	2C5177 2C5177010 2C5177020 2C5177030	4	STD 0.25 0.50 0.75
1985-96	1498		1.5 L	4	A15MF	Leman, Espeso, Lanos, Kadett Nubira, Nexia,	76.50 3.012	1.50 1.50 3.00	032 BF PC GI 401 SCRPP PC GI 054 FV CR 732 FV CR	4819 4819010 4819020 4819030 4819040	4	STD 0.25 0.50 0.75 1.00
									362 BF 3CR GI 401 SCRPP PC GI 054 FV CR 732 FV CR	2C4819 2C4819010 2C4819020 2C4819030 2C4819040	4	STD 0.25 0.50 0.75 1.00
DAIHATSU												
	544		0.5 L	2	EK23	Fuji	76.00 2.992	1.50 1.50 2.80	032 BF PC GI 126 RVT PC GI 861 FV CR 732 FV CR	6153 6153010 6153020 6153030 6153040	2	STD 0.25 0.50 0.75 1.00
									362 BF 3CR GI 126 RVT PC GI 861 FV CR 732 FV CR	2C6153 2C6153010 2C6153020 2C6153030 2C6153040	2	STD 0.25 0.50 0.75 1.00
1983-98	843		0.8 L	3		Charade CD Hi-Jet, Sparcar, Zebra	70.00 2.756	1.50 1.50 2.80	032 BF PC GI 126 RVT PC GI 859 FV CR 732 FV CR	6163	3	STD
									362 BF 3CR GI 126 RVT PC GI 859 FV CR 732 FV CR	2C6163 2C6163010 2C6163020 2C6163030	3	STD 0.25 0.50 0.75
1978-92	993		1.0 L	3	CB10, CB32, CB90, G10	Charade	76.00 2.992	1.50 1.50 2.80	032 BF PC GI 435 SCRPP PC GI 861 FV CR 732 FV CR	4459 4459020 4459030 4459040	3	STD 0.50 0.75 1.00
									362 BF 3CR GI 435 SCRPP PC GI 861 FV CR 732 FV CR	2C4459 2C4459010 2C4459020 2C4459030 2C4459040	3	STD 0.25 0.50 0.75 1.00
2003-On	989		1.0 L	3	EJ Gasoline	Mira, Gino, Storia	72.00 2.835	1.20 1.20 2.50	398 BF CR S 126 RVT PC GI 995 FV CR 732 FV CR	2C5189 2C5189010 2C5189020 2C5189030 2C5189040	3	STD 0.25 0.50 0.75 1.00

YEAR	CC	CID	LITER	CYL	ENGINE	MODEL	BORE	GRV	RING TYPE	HAST SET Set #	CYL SET	SIZE
DAIHATSU												
2005-08	1298		1.3 L	4	K3-VE Toyota Eng. DOHC	Sirion, Terios	72.00 2.835	1.20 1.20 2.00	398 BF CR S 126 RVT PC GI 990 FV CR 732 FV CR	2C5266 2C5266010 2C5266016 2C5266020 2C5266024 2C5266030 2C5266040	4	STD 0.25 0.40 0.50 0.60 0.75 1.00
1989-92	1295		1.3 L	4	HCE	Applause, Charade, G102S, G112S	76.00 2.992	1.20 1.50	398 BF CR S 126 RVT PC GI	2C4875 2C4875010	4	STD 0.25
1990-92	1589		1.6 L	4	HDE	Rocky		3.00	996 FV CR 732 FV CR	2C4875020 2C4875030		0.50 0.75
DODGE TRUCKS												
1971-84	1597	98	1.6 L	4			76.90 3.028	2.00 2.00 4.00	032 BF PC GI 126 RVT PC GI 056 FV CR 732 FV CR	675 675010 675020 675030 675040 675060	4	STD 0.25 0.50 0.75 1.00 1.50
									362 BF 3CR GI 126 RVT PC GI 056 FV CR 732 FV CR	2C675 2C675010 2C675020 2C675030 2C675040	4	STD 0.25 0.50 0.75 1.00
1983-86	1999	122	2.0 L	4	A Eng.		85.00 3.346	2.00 2.00 4.00	032 BF PC GI 126 RVT PC GI 058 FV CR 732 FV CR	6171 6171020 6171030 6171040 6171060	4	STD 0.50 0.75 1.00 1.50
									362 BF 3CR GI 126 RVT PC GI 058 FV CR 732 FV CR	2C6171 2C6171020 2C6171030 2C6171040 2C6171060	4	STD 0.50 0.75 1.00 1.50
1979-82	1999	122	2.0 L	4		D50	84.00 3.307	2.00 2.00 4.00	032 BF PC GI 126 RVT PC GI 058 FV CR 732 FV CR	4247 4247020 4247030 4247040 4247060	4	STD 0.50 0.75 1.00 1.50
									362 BF 3CR GI 126 RVT PC GI 058 FV CR 732 FV CR	2C4247 2C4247010 2C4247020 2C4247030 2C4247040 2C4247060	4	STD 0.25 0.50 0.75 1.00 1.50
1987-89	1999	122	2.0 L	4	A Eng.		85.00 3.346	1.50 1.50 4.00	032 BF PC GI 126 RVT PC GI 056 FV CR 732 FV CR	6899 6899010 6899020 6899030 6899040 6899060	4	STD 0.25 0.50 0.75 1.00 1.50
									362 BF 3CR GI 126 RVT PC GI 056 FV CR 732 FV CR	2C6899 2C6899010 2C6899020 2C6899030 2C6899040 2C6899060	4	STD 0.25 0.50 0.75 1.00 1.50
									327 BF PM GI 126 RVT PC GI 056 FV CR 732 FV CR	2M6899 2M6899010 2M6899020 2M6899060	4	STD 0.25 0.50 1.50

YEAR	CC	CID	LITER	CYL	ENGINE	MODEL	BORE	GRV	RING TYPE	HAST SET Set #	CYL SET	SIZE
DODGE TRUCKS												
1985-89 1986-95	2212 2507	135 153	2.2 L 2.5 L	4 4	Vin. B, C, D	Shallow Oil Ring Grv.	87.50 3.445	1.50 1.50 4.00	032 BF PC GI 126 RVT PC GI 872 FV CR 732 FV CR 362 BF 3CR GI 126 RVT PC GI 872 FV CR 732 FV CR 335 T PM DI 126 RVT PC GI 872 FV CR 732 FV CR	4222 4222020 4222030 4222040 4222060 2C4222 2C4222020 2C4222030 2M4222 2M4222010 2M4222020 2M4222030 2M4222040 2M4222060	4 4 4	STD 0.50 0.75 1.00 1.50 STD 0.50 0.75 STD 0.25 0.50 0.75 1.00 1.50
1981-85	2212	135	2.2 L	4	Vin. B, C, D	Deep Oil Ring Grv.	87.50 3.445	1.50 1.50 4.00	032 BF PC GI 126 RVT PC GI 056 FV CR 732 FV CR 363 BF CR GI 126 RVT PC GI 056 FV CR 732 FV CR 327 BF PM GI 126 RVT PC GI 056 FV CR 732 FV CR	5652 5652010 5652020 5652030 5652040 5652060 2C5652 2C5652010 2C5652020 2C5652030 2C5652040 2C5652060 2M5652 2M5652010 2M5652020 2M5652030 2M5652040 2M5652060	4 4 4	STD 0.25 0.50 0.75 1.00 1.50 STD 0.25 0.50 0.75 1.00 1.50 STD 0.25 0.50 0.75 1.00 1.50
1983-87	2343	143	2.3 L	4	4D55	Ram, D50 Diesel Eng	91.10 3.587	2.50 2.00 4.00	370 HKST 3CR GI 370 HKST 3CR GI 204 CF CR DI 881 2PCO	2D5666 2D566650 2D566675 2D5666100	4	STD 0.50 0.75 1.00
1993-05	2400	146	2.4 L	4	4G64 Mitsubishi Eng	RSD2	86.50 3.405	1.20 1.50 2.80	398 BF CR S 126 RVT PC GI 997 FV CR 732 FV CR	2C4780 2C4780020 2C4780030 2C4780040 2C4780060	4	STD 0.50 0.75 1.00 1.50
1993-96	2350	146	2.4 L	4	4G64 Mitsubishi Eng		86.50 3.405	1.20 1.50 3.00	398 BF CR S 126 RVT PC GI 997 FV CR 732 FV CR	2C4783 2C4783010 2C4783020 2C4783030 2C4783040 2C4783060	4	STD 0.25 0.50 0.75 1.00 1.50
1990-93	2350	146	2.4 L	4	4G64 Mitsubishi Eng		86.50 3.405	1.50 1.50 4.00	032 BF PC GI 126 RVT PC GI 058 FV CR 732 FV CR 362 BF 3CR GI 126 RVT PC GI 058 FV CR 732 FV CR	4638 4638020 4638030 4638040 4638060 2C4638 2C4638010 2C4638020 2C4638030 2C4638040	4 4	STD 0.50 0.75 1.00 1.50 STD 0.25 0.50 0.75 1.00
1998-05	2429	148	2.4 L	4	Vin: B,R,X,1,3		87.50 3.445	1.20 1.50 3.00	398 BF CR S 126 RVT PC GI 872 FV CR 732 FV CR	2C4948 2C4948010 2C4948020 2C4948030 2C4948040	4	STD 0.25 0.50 0.75 1.00

YEAR	CC	CID	LITER	CYL	ENGINE	MODEL	BORE	GRV	RING TYPE	HAST SET Set #	CYL SET	SIZE
DODGE TRUCKS												
1996-02	2507	153	2.5 L	4	L4 Vin. P		98.43 3.875	1.50 1.50 4.00	032 BF PC GI 126 RVT PC GI 056 FV CR 732 FV CR 327 BF PM GI 126 RVT PC GI 056 FV CR 732 FV CR	4925 4925020 4925030 4925040 4925060 2M4925 2M4925020 2M4925030 2M4925040 2M4925060	4 4	STD 0.50 0.75 1.00 1.50 STD 0.50 0.75 1.00 1.50
1983-89	2555	156	2.6 L	4	G54B Vin. E,G Mitsubishi Eng		91.10 3.587	1.50 1.50 4.00	032 BF PC GI 126 RVT PC GI 056 FV CR 732 FV CR 363 BF CR GI 126 RVT PC GI 056 FV CR 732 FV CR	5667 5667010 5667020 5667030 5667040 5667060 2C5667 2C5667010 2C5667020 2C5667030 2C5667040 2C5667060	4 4	STD 0.25 0.50 0.75 1.00 1.50 STD 0.25 0.50 0.75 1.00 1.50
1979-83	2555	156	2.6 L	4	G54B Vin. E, G, W, 7, F Mitsubishi Eng		91.10 3.587	2.00 2.00 4.00	032 BF PC GI 126 RVT PC GI 870 FV CR 732 FV CR 362 BF 3CR GI 126 RVT PC GI 870 FV CR 732 FV CR 327 BF PM GI 126 RVT PC GI 870 FV CR 732 FV CR	5595 5595010 5595020 5595030 5595040 5595060 2C5595 2C5595010 2C5595020 2C5595030 2C5595040 2C5595060 2M5595 2M5595010 2M5595020 2M5595030 2M5595040 2M5595060	4 4 4	STD 0.25 0.50 0.75 1.00 1.50 STD 0.25 0.50 0.75 1.00 1.50 STD 0.25 0.50 0.75 1.00 1.50
2003-10	2685	165	2.7 L	5	OM 612, OM 647 Mercedes Eng.	Sprinter 20 V Turbo Diesel L5	88.00 3.465	2.50 2.00 3.00	212 TBF CC DI 229 TTF PC DI 204 CF CR DI 881 2PCO	2D7291 2D729150	1	STD 0.50
1961-69 1970-73 1961-87	2786 3245 3687	170 198 225	2.8 L 3.2 L 3.7 L	6 6 6	Vin. A Vin. A Vin. B, C, E, M, N, W, X		86.36 3.400	5/64 5/64 3/16	032 BF PC GI 126 RVT PC GI 860 FV CR 732 FV CR 362 BF 3CR GI 126 RVT PC GI 860 FV CR 732 FV CR 327 BF PM GI 126 RVT PC GI 860 FV CR 732 FV CR	687 687020 687030 687040 687060 2C687 2C687020 2C687030 2C687040 2C687060 2M687 2M687030 2M687040 2M687060	6 6 6	STD 0.50 0.75 1.00 1.50 STD 0.50 0.75 1.00 1.50 STD 0.75 1.00 1.50
1991-05	2972	181	3.0 L	6	6G72 Vin: H Mitsubishi Eng	Dodge Stratus	91.10 3.587	1.20 1.50 3.00	398 BF CR S 126 RVT PC GI 997 FV CR 732 FV CR	2C4670 2C4670020 2C4670030 2C4670040 2C4670060	6	STD 0.50 0.75 1.00 1.50

YEAR	CC	CID	LITER	CYL	ENGINE	MODEL	BORE	GRV	RING TYPE	HAST SET Set #	CYL SET	SIZE
DODGE TRUCKS												
1987-04	2972	181	3.0 L	6	6G72 Vin: H Mitsubishi Eng		91.10 3.587	1.50 1.50 4.00	032 BF PC GI 126 RVT PC GI 870 FV CR 732 FV CR 335 T PM DI 126 RVT PC GI 870 FV CR 732 FV CR	4453 4453010 4453020 4453030 4453040 4453060 2M4453 2M4453010 2M4453020 2M4453030 2M4453040 2M4453060	6 6	STD 0.25 0.50 0.75 1.00 1.50 STD 0.25 0.50 0.75 1.00 1.50
1988-09	3294	201	3.3 L	6	Vin: G,R,3	Shallow Top Grv.	93.00 3.661	1.50 1.50 3.00	335 T PM DI 126 RVT PC GI 872 FV CR 732 FV CR	2M5014 2M5014020 2M5014030 2M5014040 2M5014060	6	STD 0.50 0.75 1.00 1.50
1988-97 1999-11	3300 3703	201 226	3.3 L 3.7 L	6 6	Vin: K, J, R, 3 Vin: K		93.00 3.661	1.50 1.50 3.00	032 BF PC GI 126 RVT PC GI 872 FV CR 732 FV CR 327 BF PM GI 126 RVT PC GI 872 FV CR 732 FV CR	4636 4636020 4636030 4636040 4636060 2M4636 2M4636010 2M4636020 2M4636030 2M4636040 2M4636060	6 6	STD 0.50 0.75 1.00 1.50 STD 0.25 0.50 0.75 1.00 1.50
1993-94 1991-00	3507 3785	214 231	3.5 L 3.8 L	6 6			96.00 3.779	1.50 1.50 3.00	032 BF PC GI 126 RVT PC GI 872 FV CR 732 FV CR 327 BF PM GI 126 RVT PC GI 872 FV CR 732 FV CR 322 BF GN SS 126 RVT PC GI 987 FV GN SS 714 GN SS	4648 4648010 4648020 4648030 4648040 4648060 2M4648 2M4648020 2M4648030 2M4648040 2M4648060 2N4648 2N464850	6 6 6	STD 0.25 0.50 0.75 1.00 1.50 STD 0.50 0.75 1.00 1.50 STD 0.50
1934-56 1941-60	3572 3769	218 230	3.6 L 3.8 L	6 6		L-head L-head	3 1/4	3/32 3/32 5/32 5/32	032 BF PC GI 126 RVT PC GI 860 FV CR 732 FV CR 501 1PCO PC GI 362 BF 3CR GI 126 RVT PC GI 860 FV CR 732 FV CR 501 1PCO PC GI	144 144040 144060 2C144	6 6	STD 1.00 1.50 STD
2011-15	3605	220	3.6 L	6	ERB Vin: G	Avenger, Caravan, Durango, Journey, Flexfuel	96.00 3.779	1.20 1.20 2.00	398 BF CR S 126 RVT PC GI 991 FV CR 005 FV CR	2C4550 2C4550020 2C4550030 2C4550040	6	STD 0.50 0.75 1.00

YEAR	CC	CID	LITER	CYL	ENGINE	MODEL	BORE	GRV	RING TYPE	HAST SET Set #	CYL SET	SIZE
DODGE TRUCKS												
2001-10 2007-11	3800 3952	231 241	3.8 L 4.0 L	6 6	Vin. L, P, 1 Vin. X	Caravan, Nitro Caravan, Nitro	96.00 3.779	1.20 1.50 3.00	398 BF CR S 126 RVT PC GI 872 FV CR 732 FV CR 397 BF PM S 126 RVT PC GI 872 FV CR 732 FV CR	2C4890 2C4890004 2C4890010 2C4890020 2C4890030 2C4890040 2C4890060 2M4890 2M4890010 2M4890020 2M4890030 2M4890040	6 6	STD 0.10 0.25 0.50 0.75 1.00 1.50 STD 0.25 0.50 0.75 1.00
1992-03	3917	239	3.9 L	6	Vin: X	Shallow Oil Ring Grv.	99.31 3.910	2.00 2.00 4.00	032 BF PC GI 126 RVT PC GI 872 FV CR 732 FV CR 363 BF CR GI 126 RVT PC GI 872 FV CR 732 FV CR 397 BF PM S 126 RVT PC GI 872 FV CR 732 FV CR	4760 4760020 4760030 4760040 4760060 2C4760 2C4760020 2C4760030 2C4760040 2C4760060 2M4760 2M4760020 2M4760030 2M4760040 2M4760060	6 6 6	STD 0.50 0.75 1.00 1.50 STD 0.50 0.75 1.00 1.50 STD 0.50 0.75 1.00 1.50
1987-91	3917	239	3.9 L	6	EHA		3.910	5/64 5/64 3/16	032 BF PC GI 126 RVT PC GI 860 FV CR 732 FV CR 362 BF 3CR GI 126 RVT PC GI 860 FV CR 732 FV CR 397 BF PM S 126 RVT PC GI 860 FV CR 732 FV CR	5560 5560020 5560030 5560040 5560060 2C5560 2C5560020 2C5560030 2C5560040 2C5560060 2M5560 2M5560020 2M5560030 2M5560040 2M5560060	6 6 6	STD 0.50 0.75 1.00 1.50 STD 0.50 0.75 1.00 1.50 STD 0.50 0.75 1.00 1.50
1954-68 1955-68	4113 4343	251 265	4.1 L 4.3 L	6 6			3 7/16	5/64 5/64 3/16	032 BF PC GI 126 RVT PC GI 860 FV CR 732 FV CR 362 BF 3CR GI 126 RVT PC GI 860 FV CR 732 FV CR	663 663030 2C663 2C663030	6 6	STD 0.75 STD 0.75
1955-56	4261	260	4.3 L	8	C3B8, C8, D8, F8, G8, H8		3 9/16	5/64 5/64 3/16	032 BF PC GI 126 RVT PC GI 860 FV CR 732 FV CR	630 630060	8	STD 1.50

YEAR	CC	CID	LITER	CYL	ENGINE	MODEL	BORE	GRV	RING TYPE	HAST SET Set #	CYL SET	SIZE
DODGE TRUCKS												
1955-59 1964-67 1955-59	4425 4474 5162	270 273 315	4.4 L 4.5 L 5.2 L	8 8 8			3 5/8	5/64 5/64 3/16	032 BF PC GI 126 RVT PC GI 860 FV CR 732 FV CR 362 BF 3CR GI 126 RVT PC GI 860 FV CR 732 FV CR 327 BF PM GI 126 RVT PC GI 860 FV CR 732 FV CR	633 633010 633020 633030 633040 633060 2C633 2C633020 2C633030 2C633040 2M633 2M633030 2M633040 2M633060	8 8 8	STD 0.25 0.50 0.75 1.00 1.50 STD 0.50 0.75 1.00 STD 0.75 1.00 1.50
2008-13	4670	285	4.7 L	8	Vin: P	Dakota, Ram flex fuel	93.00 3.661	1.20 1.50 2.50	397 BF PM S 126 RVT PC GI 995 FV CR 732 FV CR	2M5165 2M5165010 2M5165020 2M5165030 2M5165040	8	STD 0.25 0.50 0.75 1.00
1999-07	4703	287	4.7 L	8	Vin: N		93.00 3.661	1.50 1.50 3.00	032 BF PC GI 126 RVT PC GI 872 FV CR 732 FV CR 335 T PM DI 126 RVT PC GI 872 FV CR 732 FV CR	4790 4790010 4790020 4790030 4790040 2M4790 2M4790010 2M4790020 2M4790030 2M4790040	8 8	STD 0.25 0.50 0.75 1.00 STD 0.25 0.50 0.75 1.00
1958-65	5129	313	5.1 L	8		Canada	3 7/8	5/64 5/64 3/16	032 BF PC GI 126 RVT PC GI 860 FV CR 732 FV CR 363 BF CR GI 126 RVT PC GI 860 FV CR 732 FV CR 327 BF PM GI 126 RVT PC GI 860 FV CR 732 FV CR	660 660010 660020 660030 660040 660060 660080 2C660 2C660010 2C660020 2C660030 2C660040 2C660060 2C660080 2M660 2M660010 2M660020 2M660030 2M660040 2M660060 2M660080	8 8 8	STD 0.25 0.50 0.75 1.00 1.50 2.00 STD 0.25 0.50 0.75 1.00 1.50 2.00 STD 0.25 0.50 0.75 1.00 1.50 2.00













YEAR	CC	CID	LITER	CYL	ENGINE	MODEL	BORE	GRV	RING TYPE	HAST SET	CYL SET	SIZE
DODGE TRUCKS												
1991-03	5211	318	5.2 L	8	Vin:T,Y	Shallow Oil Ring Grv.	99.31 3.910	2.00 2.00 4.00	032 BF PC GI 126 RVT PC GI 872 FV CR 732 FV CR 363 BF CR GI 126 RVT PC GI 872 FV CR 732 FV CR 397 BF PM S 126 RVT PC GI 872 FV CR 732 FV CR	4735 4735020 4735030 4735040 4735060 2C4735 2C4735020 2C4735030 2C4735040 2C4735060 2M4735 2M4735020 2M4735030 2M4735040 2M4735060	8	STD 0.50 0.75 1.00 1.50 STD 0.50 0.75 1.00 1.50 STD 0.50 0.75 1.00 1.50
1959-93	5211	318	5.2 L	8	Vin. E, G, P, T, U, Y		3.910	5/64 5/64 3/16	032 BF PC GI 126 RVT PC GI 860 FV CR 732 FV CR 362 BF 3CR GI 126 RVT PC GI 860 FV CR 732 FV CR 397 BF PM S 126 RVT PC GI 860 FV CR 732 FV CR	148 148020 148030 148040 148060 2C148 2C148010 2C148020 2C148030 2C148040 2C148060 2C148070 2M148 2M148020 2M148030 2M148040 2M148060	8	STD 0.50 0.75 1.00 1.50 STD 0.25 0.50 0.75 1.00 1.50 1.75 STD 0.50 0.75 1.00 1.50
2009-15	5654	345	5.7 L	8	EZC, EZH Vin: T	Challenger, Charger, 300 Hemi	99.50 3.917	1.20 1.20 2.00	397 BF PM S 126 RVT PC GI 989 FV CR 732 FV CR	2M5141 2M5141004 2M5141020 2M5141030 2M5141040	8	STD 0.10 0.50 0.75 1.00
2003-08	5703	348	5.7 L	8	Vin: D,H,2	Hemi	99.50 3.917	1.50 1.50 3.00	032 BF PC GI 126 RVT PC GI 997 FV CR 732 FV CR 397 BF PM S 126 RVT PC GI 997 FV CR 732 FV CR	5097 5097010 5097020 5097030 5097040 2M5097 2M5097010 2M5097020 2M5097030 2M5097040 2M5097060	8	STD 0.25 0.50 0.75 1.00 STD 0.25 0.50 0.75 1.00 1.50
1957-59	5801	354	5.8 L	8			3 15/16	5/64 5/64 3/16	032 BF PC GI 126 RVT PC GI 860 FV CR 732 FV CR	636 636030	8	STD 0.75
1989-03	5883	359	5.9 L	6	6B-5.9, 6BT 5.9 Vin; C,D, 7, Z Cummins Eng. 12V, 24V incl Turbo	D250, D350, Ram2500, 3500 W250, W350 OE Ref. #3802421 Diesel Eng	102.00 4.016	3.00 2.35 4.00	208 FKST CC DI 135 T PC GI 553 CF CR GI 881 2PCO	2D4914 2D491450 2D491475 2D4914100	6	STD 0.50 0.75 1.00
2004-07	5883	359	5.9 L	6	6B-5.9, 4B-5.9 12V, 24V Cummins Eng. incl Turbo	Ram 2500, 3500, 4000 OE Ref #3804990/4089258 Diesel Eng 2nd ring increased gap	102.00 4.016	3.00 2.39 4.00	208 FKST CC DI 129 T PC 553 CF CR GI 881 2PCO	2D7276 2D727650 2D7276100	6	STD 0.50 1.00

YEAR	CC	CID	LITER	CYL	ENGINE	MODEL	BORE	GRV	RING TYPE	HAST SET Set #	CYL SET	SIZE
DODGE TRUCKS												
1995-04	5899	360	5.9 L	8	Vin: Z		101.60 4.000	1.50 1.50 4.00	032 BF PC GI 126 RVT PC GI 635 FV CR 732 FV CR 397 BF PM S 126 RVT PC GI 635 FV CR 732 FV CR	4726 4726020 4726030 4726040 4726060 2M4726 2M4726005 2M4726010 2M4726020 2M4726030 2M4726040 2M4726060	8 8	STD 0.50 0.75 1.00 1.50 STD 0.13 0.25 0.50 0.75 1.00 1.50
1972-94	5899	360	5.9 L	8	Vin. F, K, W, S, T, U, V, Y, Z, 1, 5		4.000	5/64 5/64 3/16	032 BF PC GI 126 RVT PC GI 860 FV CR 732 FV CR 362 BF 3CR GI 126 RVT PC GI 860 FV CR 732 FV CR 397 BF PM S 126 RVT PC GI 860 FV CR 732 FV CR	139 139010 139020 139030 139040 139060 139070 139080 139100 2C139 2C139010 2C139020 2C139030 2C139040 2C139060 2C139070 2C139080 2M139 2M139005 2M139010 2M139020 2M139030 2M139040 2M139060 2M139070 2M139080 2M139100	8 8	STD 0.25 0.50 0.75 1.00 1.50 1.75 2.00 2.50 STD 0.25 0.50 0.75 1.00 1.50 1.75 2.00 STD 0.13 0.25 0.50 0.75 1.00 1.50 1.75 2.00 2.50
1960-76	5916	361	5.9 L	8			4 1/8	3/32 3/32 3/16	363 BF CR GI 126 RVT PC GI 860 FV CR 732 FV CR 327 BF PM GI 126 RVT PC GI 860 FV CR 732 FV CR	2C6094 2C6094020 2C6094030 2C6094040 2C6094060 2M6094 2M6094030 2M6094040 2M6094060	8 8	STD 0.50 0.75 1.00 1.50 STD 0.75 1.00 1.50
2005-10	6063	370	6.1 L	8	Vin. W, 3		103.00 4.055	1.50 1.50 3.00	336 T PM DI 126 RVT PC GI 054 FV CR 732 FV CR	2M4907 2M4907010 2M4907020 2M4907030 2M4907040 2M4907060	8	STD 0.25 0.50 0.75 1.00 1.50
1950-52	6178	377	6.2 L	6			4.000	3/32 1/8 1/8 1/4	363 BF CR GI 126 RVT PC GI 126 RVT PC GI 860 FV CR 732 FV CR	2C5156	6	STD














YEAR	CC	CID	LITER	CYL	ENGINE	MODEL	BORE	GRV	RING TYPE	HAST SET Set #	CYL SET	SIZE
DODGE TRUCKS												
1967-71	6276	383	6.3 L	8	Vin. J		4 1/4	5/64 5/64 3/16	032 BF PC GI 126 RVT PC GI 860 FV CR 732 FV CR 363 BF CR GI 126 RVT PC GI 860 FV CR 732 FV CR 397 BF PM S 126 RVT PC GI 860 FV CR 732 FV CR	683 683010 683020 683030 683040 683060 683080 683100 2C683 2C683010 2C683020 2C683030 2C683040 2C683060 2M683 2M683010 2M683020 2M683030 2M683040 2M683060 2M683070 2M683080 2M683100	8	STD 0.25 0.50 0.75 1.00 1.50 2.00 2.50 8 0.25 0.50 0.75 1.00 1.50 8 0.25 0.50 0.75 1.00 1.50 1.75 2.00 2.50
2011-16	6424	392	6.4 L	8	ESH Vin J	SRT8, Challengerr, Charger Hemi OHV FI	104.00 4.094	1.20 1.20 2.00	397 BF PM S 406 N PC DI 934 FV CR 935 FV CR	2M5379 2M5379020 2M5379030 2M5379040	8	STD 0.50 0.75 1.00
1972-79	6555	400	6.6 L	8			4.342	5/64 5/64 3/16	032 BF PC GI 126 RVT PC GI 860 FV CR 732 FV CR 362 BF 3CR GI 126 RVT PC GI 860 FV CR 732 FV CR 327 BF PM GI 126 RVT PC GI 860 FV CR 732 FV CR	676 676030 2C676 2M676 2M676020 2M676030 2M676040	8	STD 0.75 8 STD 0.50 0.75 1.00
2007-17	6700	408	6.7 L	6	ETJ, ETK Vin. A,L	RAM 2500, 3500, 4500,5500 Turbo/Intercooled Cummins OE Ref. #4955366 Diesel	107.00 4.213	2.87 2.50 3.46	224 FKST PM DI 126 RVT PC GI 553 CF CR GI 881 2PCO	2M5872 2M587250 2M5872100	6	STD 1.25 2.50
1972-80	7210	440	7.2 L	8			4.320	5/64 5/64 3/16	032 BF PC GI 126 RVT PC GI 860 FV CR 732 FV CR 362 BF 3CR GI 126 RVT PC GI 860 FV CR 732 FV CR 345 T PM GI 126 RVT PC GI 860 FV CR 732 FV CR	692 692010 692020 692030 692040 692060 2C692 2C692030 2C692040 2C692060 2M692 2M692020 2M692030 2M692040 2M692060	8	STD 0.25 0.50 0.75 1.00 1.50 8 STD 0.75 1.00 1.50 8 STD 0.50 0.75 1.00 1.50

YEAR	CC	CID	LITER	CYL	ENGINE	MODEL	BORE	GRV	RING TYPE	HAST SET	CYL SET	SIZE
DODGE TRUCKS												
1970-78 1970-78	7833 8997	478 549	7.8 L 9.0 L	8 8			4 1/2	3/32 3/32 3/16	032 BF PC GI 126 RVT PC GI 860 FV CR 732 FV CR 363 BF CR GI 126 RVT PC GI 860 FV CR 732 FV CR	6309 2C6309 2C6309020 2C6309030 2C6309040 2C6309060	8 8	STD 0.50 0.75 1.00 1.50
1994-03	7997	488	8.0 L	10	Vin: W		101.60 4.000	1.50 1.50 4.00	397 BF PM S 126 RVT PC GI 872 FV CR 732 FV CR	2M4785 2M4785020 2M4785030 2M4785040 2M4785060	10	STD 0.50 0.75 1.00 1.50
2008-14	8439	515	8.4 L	10	Vin. N,Z		103.00 4.055	1.50 1.50 3.00	336 T PM DI 406 N PC DI 054 FV CR 732 FV CR	2M5378 2M5378020 2M5378030 2M5378040	10	STD 0.50 0.75 1.00
1935-40				6		K, LF, TD, VD Series	3 1/4	1/8 1/8 5/32 5/32	032 BF PC GI 126 RVT PC GI 860 FV CR 732 FV CR 501 1PCO PC GI	441	6	STD
FAIRBANKS												
					ZC Eng.	ZC118 6-7 H.P.	5.000	3/16 3/16 3/16	102 T PC GI 435 SCRPP PC GI 501 1PCO PC GI 825 2PCO	6081	1	STD
					Z Eng. ZC Eng.	6 H.P. ZC208 8-9 H.P.	5 3/4	3/16 3/16 3/16	102 T PC GI 435 SCRPP PC GI 501 1PCO PC GI 825 2PCO	6082 6082020 6082030	1	STD 0.50 0.75
FERGUSON (Listed by Cylinder Diameter)												
				4	Z120 Cont. TE20, TO20 Allied #WSA312 Genuine Parts #S104 Thompson #SA169 White Machine #G219HCH INCREASE BORE Slv ASSEMBLY		3 1/4	3/32 3/32 5/32 5/32	032 BF PC GI 126 RVT PC GI 860 FV CR 732 FV CR 501 1PCO PC GI 362 BF 3CR GI 126 RVT PC GI 860 FV CR 732 FV CR 501 1PCO PC GI	7582 2C7582	4 4	STD STD
				4	Z129 Eng. Cont. TO30		3 1/4	1/8 1/8 1/8 3/16	362 BF 3CR GI 126 RVT PC GI 126 RVT PC GI 860 FV CR 732 FV CR	2C7789	4	STD
				4	Z129 Cont. TO30 Sealed Power #SL1762 M & W Gear #SP23 McQuay Norris #SA201 INCREASE BORE Slv ASSEMBLY		3 3/8	3/32 3/32 3/32 3/16	362 BF 3CR GI 126 RVT PC GI 126 RVT PC GI 860 FV CR 732 FV CR	2C7671	4	STD
				4	Z129 Cont. TO30 M & W Slv Kit Superior Piston #A993 Superior Piston #A1096 INCREASE BORE Slv ASSEMBLY		3 5/16	3/32 3/32 5/32 5/32	032 BF PC GI 126 RVT PC GI 860 FV CR 732 FV CR 501 1PCO PC GI	7537	4	STD
				4	Z134 Cont. F40, 35, TO35		3 5/16	1/8 1/8 1/8 3/16	362 BF 3CR GI 126 RVT PC GI 126 RVT PC GI 860 FV CR 732 FV CR	2C7578	4	STD

YEAR	CC	CID	LITER	CYL	ENGINE	MODEL	BORE	GRV	RING TYPE	HAST SET Set #	CYL SET	SIZE
FERGUSON (Listed by Cylinder Diameter)												
				4	Z129 Eng. Cont. TO30 M & W Slv Kit Superior Piston #A1096 Superior Piston #A993 INCREASE BORE Slv ASSEMBLY		3 3/8	1/8 1/8 1/8 3/16	032 BF PC GI 126 RVT PC GI 126 RVT PC GI 860 FV CR 732 FV CR 362 BF 3CR GI 126 RVT PC GI 126 RVT PC GI 860 FV CR 732 FV CR	7762 2C7762	4 4	STD STD
FIAT (Listed by Cylinder Diameter)												
1960-70	767		0.8 L	4	100D	Fiat 600D, 770, 767 Water Cooled OHV	62.00 2.441	2.00 2.00 4.00	102 T PC GI 401 SCRPP PC GI 055 FV CR 732 FV CR 362 BF 3CR GI 401 SCRPP PC GI 055 FV CR 732 FV CR	6717 6717020 6717024 6717032 6717040 2C6717 2C6717016 2C6717020 2C6717024 2C6717032 2C6717040 2C6717060	4 4	STD 0.50 0.60 0.80 1.00 STD 0.40 0.50 0.60 0.80 1.00 1.25
1991-10 1991-93	899 903		0.9 L 0.9 L	4 4	1170 A1.046 170 A1.000, 170 A1.046	Cinquecento, Panda, Seicento	65.00 2.559	1.50 1.50 3.00	215 TBF CR DI 123 RVT PC DI 553 CF CR GI 881 2PCO	2C4148 2C414860	4	STD 0.60
1986-95 1963-73 1970-99	770 843 903		0.8 L 0.8 L 0.9 L	4 4 4	141 B.000 100 GL6.000 M020AA.09.0,146A.000, 146 A.1000,146 A.048, 1170 A1.000	Panda 750 850 Uno 45, Panda, Panda 900, Fiorino 1.0, 127, Cinquecento 0.9	65.00 2.559	1.75 2.00 4.00	102 T PC GI 401 SCRPP PC GI 055 FV CR 732 FV CR 362 BF 3CR GI 401 SCRPP PC GI 055 FV CR 732 FV CR	6796 2C6796 2C679660	4 4	STD STD 0.60
2003-12	1248		1.3 L	4	169 A1.000 188 A8.000 199 A2.000	500, 500C, Panda Doblo,Panda, Idea, Punto,Siena Fiorino, Doblo, Punto	69.60 2.740	2.00 1.50 2.00	205 BF CR DI 206 TF PC DI 248 CF CR 881 2PCO	2D7101 2D710140 2D710160	1	STD 0.40 0.60
2008-On	1248		1.3 L	4	199 B2.000 Euro 5 199 B4.000 Euro 5	500L, Punto Turbo Diesel	69.60 2.740	1.50 1.50 2.00	239 BF CC DI 123 RVT PC DI 248 CF CR 881 2PCO	2D7836 2D783640	4	STD 0.40
1985-On 1988-92	999 1108		1.0 L 1.1 L	4 4	156 A2.246, 156 A2.050, 156 A3.000,156 C.046 160 A3.000 M 204 AA 11.0	Panda 1000, Uno 45, 50, 60 Tipo 1.1, Uno 60	70.00 2.756	1.50 1.50 3.00	032 BF PC GI 126 RVT PC GI 054 FV CR 732 FV CR 363 BF CR GI 126 RVT PC GI 054 FV CR 732 FV CR	5013 5013016 5013024 5013040 5013060 2C5013 2C5013016 2C5013024 2C5013032	4 4	STD 0.40 0.60 1.00 1.50 STD 0.40 0.60 0.80
	499		0.5 L	2	110 D.000	N500 D-F-L-GTN	70.00 2.756	2.00 2.00 3.50	032 BF PC GI 401 SCRPP PC GI 055 FV CR 732 FV CR 362 BF 3CR GI 401 SCRPP PC GI 055 FV CR 732 FV CR	4481 2C4481	2 2	STD STD

YEAR	CC	CID	LITER	CYL	ENGINE	MODEL	BORE	GRV	RING TYPE	HAST SET	CYL SET	SIZE
												
FIAT (Listed by Cylinder Diameter)												
1993-99	1108		1.1 L	4	176A6 SPI, M644LA.11.T M609VA.11.C	Punto 55 Cinquecento Panda 1100	70.00 2.756	1.20 1.20 2.50	398 BF CR S 126 RVT PC GI 995 FV CR 732 FV CR	2C5051 2C5051016 2C5051020 2C5051024 2C5051032 2C5051040 2C5051060	4	STD 0.40 0.50 0.60 0.80 1.00 1.50
1993-99	1242		1.2 L	4	176A8MPI 176B9000 176A6SPI 176A7SPI	Punto 75 Punto 85 16V Punto 60 Punto 60 Cabrio	70.80 2.787	1.20 1.20 2.50	398 BF CR S 126 RVT PC GI 995 FV CR 732 FV CR	2C5052 2C5052016 2C5052020 2C5052024 2C5052040	4	STD 0.40 0.50 0.60 1.00
2005-12	1368		1.4 L	4	178 F3.011, 178 F3.011 199 A7.000, 350 A1.000	Doblo, Idea, Linea Siena, Palio, Punto	72.00 2.835	1.00 1.20 2.00	326 TBF GN SS 406 N PC DI 248 CF CR 881 2PCO	2N4104 2N410420 2N410440 2N410460	4	STD 0.20 0.40 0.60
2007-On	1368		1.4 L	4	198.A1.000, 198.A4.000 312 A1.000, 312 A3.000	500, 500L,Bravo, Doblo, Punto Turbo Intercooled	72.00 2.835	1.20 1.20 2.00	398 BF CR S 126 RVT PC GI 990 FV CR 732 FV CR	2C5266 2C5266010 2C5266016 2C5266020 2C5266024 2C5266030 2C5266040	4	STD 0.25 0.40 0.50 0.60 0.75 1.00
2009	1368		1.4 L	4	8X Flex	Punto EVO	72.00 2.835	1.00 1.00 1.50	398 BF CR S 123 RVT PC DI 981 FV CR 005 FV CR	2C5681	4	STD
1959-68	1795		1.8 L	6	112B	Eng. 1800, 1800B	72.00 2.835	2.00 2.00 4.00	362 BF 3CR GI 401 SCRPP PC GI 056 FV CR 732 FV CR	2C6709	6	STD
1963-69 1963-69	1221 1295		1.2 L 1.3 L	4 4		1100D, 1100TZ 125P, 1300	72.00 2.835	2.00 2.00 4.00	362 BF 3CR GI 401 SCRPP PC GI 056 FV CR 732 FV CR	2C6752	4	STD
2007-On	1560		1.6 L	4	9HU	Chassis, Scudo Turbo Diesel	75.00 2.953	3.00 1.95 2.50	213 FKST CC DI 202 TTF PC DI 204 CF CR DI 881 2PCO	2D7254 2D725450	1	STD 0.50
1974	1297		1.3 L	4	131	1300 Mirafiori Special Familiare	76.00 2.992	1.50 2.00 4.00	032 BF PC GI 401 SCRPP PC GI 055 FV CR 732 FV CR	4479 4479010 4479016 4479024 4479032 4479040 4479060 4479063	4	STD 0.25 0.40 0.60 0.80 1.00 1.50 1.60
									362 BF 3CR GI 401 SCRPP PC GI 055 FV CR 732 FV CR	2C4479 2C4479010 2C4479016 2C4479020 2C4479024 2C4479032 2C4479040 2C4479060 2C4479063	4	STD 0.25 0.40 0.50 0.60 0.80 1.00 1.50 1.60

YEAR	CC	CID	LITER	CYL	ENGINE	MODEL	BORE	GRV	RING TYPE	HAST SET Set #	CYL SET	SIZE
FIAT (Listed by Cylinder Diameter)												
1978-82 1974-83	1049 1297		1.0 L 1.2 L	4 4	127 A1.000, 127 A6.000 127 A3.000, 131 A6.000, 131 B.000	1.0 Sport, Ritmo I 60 1.3 Sport, 1.3 Mirafiori	76.00 2.992	1.50 2.00 4.00	032 BF PC GI 401 SCRPP PC GI 056 FV CR 732 FV CR 362 BF 3CR GI 401 SCRPP PC GI 056 FV CR 732 FV CR	4493 4493016 4493024 4493032 4493040 4493063 2C4493 2C4493010 2C4493016 2C4493020 2C4493024 2C4493030 2C4493032 2C4493040 2C4493060 2C4493063	4 4	STD 0.40 0.60 0.80 1.00 1.60 STD 0.25 0.40 0.50 0.60 0.75 0.80 1.00 1.50 1.60
				4		147, 148 Mod Gas/Alch Fits Brazilian Mahle Piston	76.00 2.992	1.50 2.00 4.00	363 BF CR GI 401 SCRPP PC GI 058 FV CR 732 FV CR	2C4830 2C4830016 2C4830020 2C4830024	4	STD 0.40 0.50 0.60
1976	1297		1.3 L	4	131A	Fiorino 1300 Panorama 1300 1500, Gas/Alch Fits Brazilian Mahle Piston	76.00 2.992	1.50 2.00 4.00	032 BF PC GI 401 SCRPP PC GI 055 FV CR 732 FV CR 363 BF CR GI 401 SCRPP PC GI 055 FV CR 732 FV CR	4831 2C4831 2C4831016 2C4831024	4	STD STD 0.40 0.60
1992-On	1500		1.5 L	4	E201	Fiorino, Pick-Up	76.00 2.992	1.50 1.50 3.00	032 BF PC GI 126 RVT PC GI 054 FV CR 732 FV CR 362 BF 3CR GI 126 RVT PC GI 054 FV CR 732 FV CR	4932 4932008 4932016 4932020 4932024 4932032 2C4932 2C4932008 2C4932016 2C4932020 2C4932024 2C4932032	4	STD 0.20 0.40 0.50 0.60 0.80 STD 0.20 0.40 0.50 0.60 0.80
1961-70	1481		1.5 L	4	115C	1500 Spyder, C, L, TS	77.00 3.031	2.00 2.00 4.00	102 T PC GI 435 SCRPP PC GI 055 FV CR 732 FV CR 362 BF 3CR GI 435 SCRPP PC GI 055 FV CR 732 FV CR	6741 2C6741 2C6741020 2C6741024 2C6741040	4	STD STD 0.50 0.60 1.00
1962-64	2279		2.3 L	6		2300	78.00 3.071	2.00 2.00 4.00	102 T PC GI 401 SCRPP PC GI 056 FV CR 732 FV CR 362 BF 3CR GI 401 SCRPP PC GI 056 FV CR 732 FV CR	6757 2C6757	6	STD STD
1969-71	1491		1.5 L	4		1500S, 1600	78.00 3.071	2.00 2.00 4.00	032 BF PC GI 401 SCRPP PC GI 055 FV CR 732 FV CR 362 BF 3CR GI 401 SCRPP PC GI 055 FV CR 732 FV CR	6860 2C6860	4	STD STD

YEAR	CC	CID	LITER	CYL	ENGINE	MODEL	BORE	GRV	RING TYPE	HAST SET	CYL SET	SIZE
												
FIAT (Listed by Cylinder Diameter)												
1972-89 1967-75	1166 1438		1.1 L 1.4 L	4 4	115C, 128A, 146 D5.000, 159 A2.000 828A, 124B	Sedan, Wagon, GV Beta 1400, Coupe, Sypder Sedan, Wagon, Special	80.00 3.150	1.50 2.00 4.00	102 T PC GI 401 SCRPP PC GI 056 FV CR 732 FV CR	6814 6814020 6814030 6814032 6814040 6814060	4	STD 0.50 0.75 0.80 1.00 1.50
1968-76	1608		1.6 L	4	125A, 132AB, 132AC	124 Coupe, Spyder, Beta 1600			362 BF 3CR GI 401 SCRPP PC GI 056 FV CR 732 FV CR	2C6814 2C6814020 2C6814024 2C6814030 2C6814032 2C6814040 2C6814060 2C6814063	4	STD 0.50 0.60 0.75 0.80 1.00 1.50 1.60
1988-01	1372		1.4 L	4	146 C1.000, 146 C5.000, 146 D5.000, 159 A2.000 160 A1.000, 160 A1.046 160 A1.048, 178 B2.000 836 A4.000	Fiorino, Tempra, Tipo, Uno	80.50 3.169	1.50 1.75 3.00	032 BF PC GI 401 SCRPP PC GI 054 FV CR 732 FV CR	5247 5247016 5247020 5247024	4	STD 0.40 0.50 0.60
1985-91	1301		1.3 L	4	146 A2.000, 146 A2.146, 146 A2.246	Uno Incl. Turbo	80.50 3.169	1.50 2.00 4.00	032 BF PC GI 126 RVT PC GI 056 FV CR 732 FV CR	5254 5254024	4	STD 0.60
1996-02 1996-99	1910 2387		1.9 L 2.4 L	4 5	182 A7.000, 182 A8.000 185 A2.000 SOHC	Brava, Marea Marea TD 125 Turbo Diesel	82.00 3.228	3.00 2.00 3.00	221 FKST CC DI 209 RVT PC DI 204 CF CR DI 881 2PCO	2D7259	1	STD
1999-09	1910		1.9 L	4	223 A6.000, 192 A3.000 188 A7.000, 186 A6.000 188 A3.000, 188 A2.000	Marea, Multipla, Palio, Punto, Stilo, Doblo, Siena, Strada Turbo Diesel	82.00 3.228	2.50 2.00 2.00	217 BF CR DI 210 SCRPP TF PC DI 248 CF CR 881 2PCO	2C7340	1	STD
1998-10 1999-02	1910 2387		1.9 L 2.4 L	4 5	182 B4.000 185 A6.000, 839 A5.000	Brava, Marea, Multipla Marea Turbo Diesel	82.00 3.228	3.00 2.00 3.00	221 FKST CC DI 210 SCRPP TF PC DI 204 CF CR DI 881 2PCO	2D7355	1	STD
1997-10	1910		1.9 L	4	192A5.000, 192B1.000, 937A4.000, 937A5.000, 937A6.000, 939A2.000 182B9.000, 186A6.000, 186A8.000, 188A2.000, 188A3.000, 188A7.000, 192A1.000, 192A1.000, 186A9.000, 188B2.000, 939A3.000, 223A6.000 192A8.000, 199A5.00, 223A7.000, 937A7.000, D19AA	Bravo, Croma, Doblo, Multipla, Marea, Palio, Punto, Stilo Turbo Diesel	82.00 3.228	2.00 2.00 2.00	205 BF CR DI 214 RVL PC DI 248 CF CR 881 2PCO	2D7366	1	STD
2005-On	2387		2.4 L	5	939 A3.000	CROMA Multijet Turbo Diesel						
1998-06	1868		1.9 L	4	DW8, WJY, WJZ	Scudo Box Diesel Eng	82.20 3.236	2.00 2.00 3.00	205 BF CR DI 210 SCRPP TF PC DI 204 CF CR DI 881 2PCO	2D5858 2D585850	1	STD 0.50
2006-On	1956		2.0 L	4	198 A5.000, 250 A1.000 263 A1.000, 844 A2.000 939 B5.000, 940 A5.000 D20AA Euro 5	Bravo, Ducato, Freemont Sedici 2.0 D Multijet Diesel Eng Turbo Intercooled	83.00 3.268	1.50 1.50 2.00	239 BF CC DI 406 N PC DI 553 CF CR GI 881 2PCO	2D7528 2D752840	4	STD 0.40
1995-06	1905		1.9 L	4	D8B, DHX, XUD9TE	Turbo Diesel w/3.50mm Keystone top grv.	83.00 3.268	3.50 2.00 3.00	224 FKST PM DI 202 TTF PC DI 204 CF CR DI 881 2PCO	2M7157	1	STD
1995-On	1905		1.9 L	4	D8B, DHX XUD9BTF, XUD9TE, XUD9TF DOHC	Scudo, Ducato Ulysee Turbo Diesel	83.00 3.268	3.00 2.00 3.00	221 FKST CC DI 202 TTF PC DI 204 CF CR DI 881 2PCO	2D7351	1	STD

YEAR	CC	CID	LITER	CYL	ENGINE	MODEL	BORE	GRV	RING TYPE	HAST SET Set #	CYL SET	SIZE
FIAT (Listed by Cylinder Diameter)												
1993-02	1905		1.9 L	4	DJY, XUD9A DOHC	Diesel Eng	83.00 3.268	2.00 2.00 3.00	239 BF CC DI 123 RVT PC DI 204 CF CR DI 881 2PCO	2D7435 2D743525 2D743550	1	STD 0.25 0.50
1992-99	2000		2.0 L	4		8V MPI (Italian) Celta, Croma, Tempra	84.00 3.307	1.50 1.50 3.00	032 BF PC GI 126 RVT PC GI 054 FV CR 732 FV CR 362 BF 3CR GI 126 RVT PC GI 054 FV CR 732 FV CR	4555 4555016 4555024 4555032 4555040 2C4555 2C4555016 2C4555024	4 4	STD 0.40 0.60 0.80 1.00 STD 0.40 0.60
1974-On 1971-78 1979-83	1585 1756 1995		1.6 L 1.8 L 2.0 L	4 4 4	131 132, 132A, 132C, 132AZ	Mirafiori Special Familiare 124 Coupe, Brava, Spider Spyder 2000, Brava	84.00 3.307	1.50 2.00 4.00	102 T PC GI 401 SCRPP PC GI 056 FV CR 732 FV CR 362 BF 3CR GI 401 SCRPP PC GI 056 FV CR 732 FV CR	9516 9516010 9516020 9516030 9516032 9516040 9516060 2C9516 2C9516010 2C9516020 2C9516024 2C9516030 2C9516032 2C9516040 2C9516060 2C9516063	4 4	STD 0.25 0.50 0.75 0.80 1.00 1.50 STD 0.25 0.50 0.60 0.75 0.80 1.00 1.50 1.60
2010-On	1997		2.0 L	4	RH02 RHC, RHD, RHE, RHH	Scudo Diesel Eng	85.00 3.346	2.00 2.00 2.00	272 HKST BF CC DI 123 RVT PC DI 248 CF CR 881 2PCO	2D4143 2D414360	4	STD 0.60
				4		La Piccola- R411 R/C	85.00 3.346	3.00 3.00 3.00 5.50	362 BF 3CR GI 032 BF PC GI 401 SCRPP PC GI 860 FV CR 732 FV CR	2C6832	4	STD
1999-11 2002-06	1997 2179		2.0 L 2.2 L	4 4	RHR, RHK, DW10 4W, 4HX	Scudo, Ulysse Ulysse Turbo Diesel	85.00 3.346	3.50 2.00 3.00	213 FKST CC DI 210 SCRPP TF PC DI 204 CF CR DI 881 2PCO	2D7176 2D717660	1	STD 0.60
1972-84	1290		1.3 L	4	128A1.000/AC.000 128AS.000	X1/9,128 Sedan, Wagon	86.00 3.386	1.50 2.00 4.00	032 BF PC GI 435 SCRPP PC GI 056 FV CR 732 FV CR 362 BF 3CR GI 435 SCRPP PC GI 056 FV CR 732 FV CR	9514 9514010 9514016 9514020 9514024 9514030 9514032 9514040 9514060 2C9514 2C9514010 2C9514016 2C9514020 2C9514030 2C9514040	4 4	STD 0.25 0.40 0.50 0.60 0.75 0.80 1.00 1.50 STD 0.25 0.40 0.50 0.75 1.00
	1585		1.6 L	4		Florida	86.40 3.401	1.50 2.00 3.00	362 BF 3CR GI 401 SCRPP PC GI 054 FV CR 732 FV CR	2C4519	4	STD

YEAR	CC	CID	LITER	CYL	ENGINE	MODEL	BORE	GRV	RING TYPE	HAST SET	CYL SET	SIZE
												
FIAT (Listed by Cylinder Diameter)												
1995-02	1581		1.6 L	4	185 A3.000, 182 A6.000, 182 A4.000, 178 B3.000	Brava, Palio, Marea	86.40 3.401	1.50 1.50 3.00	032 BF PC GI 126 RVT PC GI 054 FV CR 732 FV CR 363 BF CR GI 126 RVT PC GI 054 FV CR 732 FV CR	4523 4523016	4	STD 0.40
										2C4523 2C4523016 2C4523020 2C4523024 2C4523040	4	STD 0.40 0.50 0.60 1.00
1988-97	1581		1.6 L	4	160 A2.000, 176 A9.000 220 A 2.000, 835 C1.000	Punto, Scudo Box, Tempra, Tipo Brazilian Mahle Piston	86.40 3.401	1.50 1.75 3.00	032 BF PC GI 401 SCRPP PC GI 054 FV CR 732 FV CR 363 BF CR GI 401 SCRPP PC GI 054 FV CR 732 FV CR	4800 4800016 4800024 4800040	4	STD 0.40 0.60 1.00
										2C4800 2C4800016 2C4800024 2C4800040	4	STD 0.40 0.60 1.00
1978-89	1302		1.3 L	4	138 A1.000,138 A3.000, 138 B2.000,149 A7.000, 149 A3.000	Regata, Ritmo, Uno, X 1/9	86.40 3.401	1.50 2.00 4.00	032 BF PC GI 401 SCRPP PC GI 058 FV CR 732 FV CR	4804 4804016 4804024 4804040	4	STD 0.40 0.60 1.00
1978-89	1498		1.5 L	4	138 A2.000, 138 A4.000, 138 B3.048	Regata, Ritmo Brazilian Mahle Piston			363 BF CR GI 401 SCRPP PC GI 058 FV CR 732 FV CR	2C4804 2C4804008 2C4804016 2C4804020 2C4804024 2C4804040	4	STD 0.20 0.40 0.50 0.60 1.00
1979-82	1498		1.5 L	4	138A, 138AE	X 1/9 Strada, Delta 1500	86.40 3.401	1.50 2.00 4.00	032 BF PC GI 401 SCRPP PC GI 860 FV CR 732 FV CR 362 BF 3CR GI 401 SCRPP PC GI 860 FV CR 732 FV CR	6139 6139016 6139032 6139040	4	STD 0.40 0.80 1.00
										2C6139 2C6139010 2C6139016 2C6139032 2C6139040	4	STD 0.25 0.40 0.80 1.00
2002-10	2286		2.3 L	4	F1AE0481C, F1AE0481D F1AE0481N, F1AE0481T	Ducato Euro 3 Turbo Diesel	88.00 3.465	2.50 2.00 2.50	221 FKST CC DI 206 TF PC DI 204 CF CR DI 881 2PCO	2D7138	1	STD
			2.5 L	4	131, 132	Daily Diesel Eng	93.00 3.661	3.00 2.00 4.00	376 BF CR DI 401 SCRPP PC GI 200 CF PC GI 881 2PCO	2D9384	4	STD
1997-02	2800		2.8 L	4	8140.43	Ducato w/3.0mm Keystone top grv. Turbo Diesel	94.40 3.716	3.00 2.00 3.00	225 FKST CR DI 209 RVT PC DI 204 CF CR DI 881 2PCO	2C7353	1	STD
1998-02	2798		2.8 L	4	8140.63	Chassis,Ducato w/3.0mm Keystone top grv. Turbo Diesel	94.40 3.716	3.00 2.00 2.50	225 FKST CR DI 210 SCRPP TF PC DI 204 CF CR DI 881 2PCO	2C7449	1	STD
1997-02	2800		2.8 L	4	8140.43N, 8140.43S	Ducato w/2.5mm Keystone top grv. Turbo Diesel	94.40 3.716	2.50 2.00 2.50	233 FKST PM DI 210 SCRPP TF PC DI 204 CF CR DI 881 2PCO	2M7450	1	STD
2006-11	2998		3.0 L	4	F1CE DOHC	Ceramic Chrome Keystone top ring w/2 pc oil ring Turbo Diesel	95.80 3.772	2.50 2.00 2.50	221 FKST CC DI 206 TF PC DI 204 CF CR DI 881 2PCO	2D7347	1	STD
				6		308, 308L, 343, 418AC, 418L, Auto Bus & 684-NA, NB, NC, T Auto Capri	122.00 4.803	3.50 3.00 3.00 5.50	372 FKST CR DI 102 T PC GI 102 T PC GI 565 CF CR GI 881 2PCO	2C5557	6	STD

YEAR	CC	CID	LITER	CYL	ENGINE	MODEL	BORE	GRV	RING TYPE	HAST SET Set #	CYL SET	SIZE
FORD MOTORS												
			1.0 L	4	KA Zetec RoCam	Escort, Fiesta Brazilian Mahle Piston W/ 2.0mm Oil Grv.	68.68 2.704	1.20 1.50 2.00	398 BF CR S 401 SCRPP PC GI 989 FV CR 732 FV CR	2C5205 2C5205020	4	STD 0.50
1988-97	1300	79	1.3 L	4	Vin: H	Ford, Mercury	71.00 2.795	1.20 1.50 3.00	398 BF CR S 126 RVT PC GI 054 FV CR 732 FV CR	2C4451 2C4451010 2C4451020 2C4451030 2C4451040 2C4451060	4	STD 0.25 0.50 0.75 1.00 1.50
	1400		1.4 L	4		Belina, Corcel GT, II, Gas/Alch Brazilian Mahle Piston	75.30 2.965	1.75 2.00 4.00	363 BF CR GI 401 SCRPP PC GI 058 FV CR 732 FV CR	2C4844	4	STD
	1600		1.6 L	4		Escort, Pampa, AE1600 Brazilian Mahle Piston	77.00 3.031	1.50 1.50 2.00	032 BF PC GI 401 SCRPP PC GI 993 FV CR 005 FV CR	4977	4	STD
									363 BF CR GI 401 SCRPP PC GI 993 FV CR 005 FV CR	2C4977 2C4977020 2C4977040	4	STD 0.50 1.00
	1600		1.6 L	4		Belina II, Corcel, Escort, Pampa Gas/Alch Fit Brazilian Mahle Piston	77.00 3.031	1.75 2.00 4.00	032 BF PC GI 401 SCRPP PC GI 058 FV CR 732 FV CR	4843 4843020	4	STD 0.50
									363 BF CR GI 401 SCRPP PC GI 058 FV CR 732 FV CR	2C4843	4	STD
2013-16	1596		1.6 L	4	LXV, LXT Vin. E,J,R,X Ti-VCT SOHC/DOHC EcoBoost.	Escape, Fiesta, Fusion, Titanium	79.00 3.110	1.20 1.20 2.00	398 BF CR S 126 RVT PC GI 990 FV CR 005 FV CR	2C4356 2C435650	4	STD 0.50
2011-On	1596	97	1.6 L	4	Vin: J DOHC	Fiesta Naturally Aspirated	79.00	1.20 1.50 2.00	398 BF CR S 126 RVT PC GI 990 FV CR 005 FV CR	2C5855 2C5855020 2C5855030	4	STD 0.50 0.75
2003-On	1600	98	1.6 L	4	Zetec	Couier,Fiesta, Rocam Made in Brazil	82.04 3.230	1.20 1.50 2.00	398 BF CR S 126 RVT PC GI 993 FV CR 005 FV CR	2C5144 2C5144020 2C5144030 2C5144040 2C5144060	4	STD 0.50 0.75 1.00 1.50
	1596		1.6 L	4	DOHC	16V Made in China	82.00 3.228	1.20 1.50 2.00	398 BF CR S 126 RVT PC GI 934 FV CR 005 FV CR	2C4548 2C4548020 2C4548030	4	STD 0.50 0.75
1973-81	1600	98	1.6 L	4	75 H.P.	Ford Fiesta, Ford Pinto	3 3/16	1/16 5/64 5/32	032 BF PC GI 126 RVT PC GI 056 FV CR 732 FV CR	677 677010 677020 677030 677040 677060	4	STD 0.25 0.50 0.75 1.00 1.50
									363 BF CR GI 126 RVT PC GI 056 FV CR 732 FV CR	2C677 2C677020 2C677030 2C677040 2C677060	4	STD 0.50 0.75 1.00 1.50
									327 BF PM GI 126 RVT PC GI 056 FV CR 732 FV CR	2M677 2M677010 2M677020 2M677030 2M677040	4	STD 0.25 0.50 0.75 1.00

YEAR	CC	CID	LITER	CYL	ENGINE	MODEL	BORE	GRV	RING TYPE	HAST SET Set #	CYL SET	SIZE
FORD MOTORS												
1971-72	1600	98	1.6 L	4	75 H.P.	Ford Fiesta, Ford Pinto	3 3/16	5/64 5/64 5/32	032 BF PC GI 401 SCR P PC GI 860 FV CR 732 FV CR 362 BF 3CR GI 401 SCR P PC GI 860 FV CR 732 FV CR	5981 5981040 5981060 2C5981 2C5981010 2C5981020 2C5981030 2C5981040 2C5981060	4 4	STD 1.00 1.50 STD 0.25 0.50 0.75 1.00 1.50
1995-On	1597	98	1.6 L	4	DOHC	Escort, Granada, Fiesta, Orion	76.00 2.992	1.50 1.60 2.50	032 BF PC GI 102 T PC GI 995 FV CR 732 FV CR 362 BF 3CR GI 102 T PC GI 995 FV CR 732 FV CR	5248 5248020 5248040 2C5248 2C5248010 2C5248020 2C5248030	4 4	STD 0.50 1.00 STD 0.25 0.50 0.75
1988-94	1597	98	1.6 L	4	B6 Mazda Eng.	Mercury Tracer, Capri	78.00 3.071	1.50 1.50 4.00	032 BF PC GI 126 RVT PC GI 058 FV CR 732 FV CR 362 BF 3CR GI 126 RVT PC GI 058 FV CR 732 FV CR 327 BF PM GI 126 RVT PC GI 058 FV CR 732 FV CR	4265 4265010 4265020 4265030 4265040 4265060 2C4265 2C4265010 2C4265020 2C4265030 2C4265040 2C4265060 2M4265 2M4265010 2M4265020 2M4265030 2M4265040 2M4265060	4 4	STD 0.25 0.50 0.75 1.00 1.50 STD 0.25 0.50 0.75 1.00 1.50 STD 0.25 0.50 0.75 1.00 1.50
1980-85	1597	98	1.6 L	4	CVH	Escort, Mercury Lynx Incl. Turbo	79.94 3.147	1.60 2.00 4.00	032 BF PC GI 126 RVT PC GI 860 FV CR 732 FV CR 363 BF CR GI 126 RVT PC GI 860 FV CR 732 FV CR 327 BF PM GI 126 RVT PC GI 860 FV CR 732 FV CR	5653 5653010 5653020 5653030 5653040 5653060 2C5653 2C5653010 2C5653020 2C5653030 2C5653040 2C5653060 2M5653 2M5653010 2M5653020 2M5653030 2M5653040 2M5653060	4 4	STD 0.25 0.50 0.75 1.00 1.50 STD 0.25 0.50 0.75 1.00 1.50 STD 0.25 0.50 0.75 1.00 1.50
1998-07	1753		1.8 L	4	BHDA, BHDB, C9DA, C9DB, C9DC F9DA, F9DB, FFDA, KKDA SOHC	Focus TDCi Turbo Diesel	82.50 3.248	2.50 2.00 3.00	211 HKST CC DI 210 SCR P TF PC DI 204 CF CR DI 881 2PCO	2D7104 2D710450	1	STD 0.50

YEAR	CC	CID	LITER	CYL	ENGINE	MODEL	BORE	GRV	RING TYPE	HAST SET Set #	CYL SET	SIZE
FORD MOTORS												
1995-On	1796	110	1.8 L	4	DOHC	Escort EFI	80.60 3.173	1.50 1.60 2.50	032 BF PC GI 126 RVT PC GI 995 FV CR 732 FV CR 363 BF CR GI 126 RVT PC GI 995 FV CR 732 FV CR	5194 5194020 2C5194 2C5194020	4 4	STD 0.50 STD 0.50
	1798		1.8 L	4	Duratec DOHC Made in China	Focus	83.00 3.268	1.20 1.20 2.50	398 BF CR S 126 RVT PC GI 995 FV CR 732 FV CR	2C5316	4	STD
1991-98	1839	112	1.8 L	4	Mazda Eng.	Escort, Mercury, Tracer Incl. Turbo	83.00 3.268	1.50 1.50 3.00	032 BF PC GI 126 RVT PC GI 054 FV CR 732 FV CR 376 BF CR DI 126 RVT PC GI 054 FV CR 732 FV CR 326 TBF GN SS 435 SCRPP PC GI 987 FV GN SS 714 GN SS	4651 4651010 4651020 4651040 2C4651 2C4651010 2C4651020 2C4651030 2C4651040 2C4651060 2N4651	4 4	STD 0.25 0.50 1.00 STD 0.25 0.50 0.75 1.00 1.50 STD
1987-96	1901	116	1.9 L	4		Ford, Mercury	81.94 3.226	1.50 1.50 3.00	032 BF PC GI 126 RVT PC GI 054 FV CR 732 FV CR 327 BF PM GI 126 RVT PC GI 054 FV CR 732 FV CR	4261 4261020 4261030 4261040 2M4261 2M4261010 2M4261020 2M4261030 2M4261040 2M4261060	4 4	STD 0.50 0.75 1.00 STD 0.25 0.50 0.75 1.00 1.50
1985-86	1901	116	1.9 L	4		Ford, Mercury	82.00 3.228	1.50 1.50 4.00	032 BF PC GI 126 RVT PC GI 058 FV CR 732 FV CR 327 BF PM GI 126 RVT PC GI 058 FV CR 732 FV CR	4301 4301020 4301030 4301040 4301060 2M4301 2M4301020 2M4301030 2M4301040 2M4301060	4 4	STD 0.50 0.75 1.00 1.50 STD 0.50 0.75 1.00 1.50
1998-04	1991	121	2.0 L	4	Vin: B,3	Spec 2nd ring end gap .026 to .036	84.86 3.341	1.50 1.75 3.00	335 T PM DI 130 RVL PC GI 054 FV CR 732 FV CR	2M4987 2M4987020 2M4987030 2M4987040	4	STD 0.50 0.75 1.00
1995-04	1988	121	2.0 L	4	EDBA, EDBB, EDBC, EDDC, NGA ZH20 Zetec E	Cougar, Focus, Mondeo	84.86 3.341	1.50 1.75 3.00	032 BF PC GI 126 RVT PC GI 054 FV CR 732 FV CR 327 BF PM GI 126 RVT PC GI 054 FV CR 732 FV CR	4887 4887010 4887020 4887030 4887040 2M4887 2M4887020 2M4887030 2M4887040	4 4	STD 0.25 0.50 0.75 1.00 STD 0.50 0.75 1.00
1997-04	1991	121	2.0 L	4	Vin: P,5 SOHC/ DOHC	Escort, Focus	84.86 3.341	1.20 1.50 3.00	398 BF CR S 126 RVT PC GI 054 FV CR 732 FV CR	2C5150 2C5150020 2C5150030 2C5150040	4	STD 0.50 0.75 1.00

YEAR	CC	CID	LITER	CYL	ENGINE	MODEL	BORE	GRV	RING TYPE	HAST SET Set #	CYL SET	SIZE
FORD MOTORS												
1995-05	1991	121	2.0 L	4	Vin: P	Escort	84.86 3.341	1.50 1.50 3.00	032 BF PC GI 126 RVT PC GI 054 FV CR 732 FV CR 335 T PM DI 126 RVT PC GI 054 FV CR 732 FV CR	4889 4889020 4889030 4889040 2M4889 2M4889020 2M4889030 2M4889040	4 4	STD 0.50 0.75 1.00 STD 0.50 0.75 1.00
1995-On	1998	121	2.0 L	4	EDBA, EDBB, EDBC, EDDC, NGA	16 valve, Mondeo	84.86 3.341	1.20 1.75 3.00	398 BF CR S 126 RVT PC GI 054 FV CR 732 FV CR	2C4991 2C4991020 2C4991030 2C4991040	4	STD 0.50 0.75 1.00
1996-04	1998	121	2.0 L	4	EDBA, EDBB, EDBC, EDDC, NGA	Cougar, Focus, Mondeo	84.86 3.341	1.20 1.50 2.50	398 BF CR S 126 RVT PC GI 995 FV CR 732 FV CR	2C4992 2C4992020 2C4992030 2C4992040	4	STD 0.50 0.75 1.00
1993-97	1991	121	2.0 L	4	Vin: A DOHC		83.00 3.268	1.20 1.50 3.00	398 BF CR S 126 RVT PC GI 054 FV CR 732 FV CR	2C4749 2C4749010 2C4749020 2C4749030 2C4749040	4	STD 0.25 0.50 0.75 1.00
1982-84	1970	121	2.0 L	4	MA Mazda Eng.		80.00 3.150	1.50 2.00 4.00	032 BF PC GI 126 RVT PC GI 058 FV CR 732 FV CR 362 BF 3CR GI 126 RVT PC GI 058 FV CR 732 FV CR	6155 6155010 6155020 6155030 6155040 2C6155 2C6155010 2C6155020 2C6155030 2C6155040 2C6155060	4 4	STD 0.25 0.50 0.75 1.00 STD 0.25 0.50 0.75 1.00 1.50
2001-13 2004-13	1999 2261	122 138	2.0 L 2.3 L	4 4	DOHC DURATEC Mazda Eng.	Escape, Focus Escape, Focus, Fusion	87.50 3.445	1.20 1.20 2.50	398 BF CR S 126 RVT PC GI 995 FV CR 732 FV CR 326 TBF GN SS 126 RVT PC GI 987 FV GN SS 714 GN SS	2C5158 2C5158010 2C5158020 2C5158030 2C5158040 2N5158 2N515850	4 4	STD 0.25 0.50 0.75 1.00 STD 0.50
1984-88	2000	122	2.0 L	4		Diesel Eng	86.00 3.386	2.00 2.00 4.00	336 T PM DI 435 SCRPP PC GI 553 CF CR GI 881 2PCO	2D4210	4	STD
1971-74	2000	122	2.0 L	4	100 H.P.	Ford Pinto	90.80 3.575	2.00 2.50 4.00	032 BF PC GI 126 RVT PC GI 860 FV CR 732 FV CR 362 BF 3CR GI 126 RVT PC GI 860 FV CR 732 FV CR	599 599020 599030 599060 2C599 2C599010 2C599020 2C599030 2C599040 2C599060	4 4	STD 0.50 0.75 1.50 STD 0.25 0.50 0.75 1.00 1.50

YEAR	CC	CID	LITER	CYL	ENGINE	MODEL	BORE	GRV	RING TYPE	HAST SET Set #	CYL SET	SIZE
FORD MOTORS												
1989-94	2184	134	2.2 L	4	Mazda 626 Eng.	Ford Probe Incl. Turbo	86.00 3.386	1.50 1.50 4.00	032 BF PC GI 435 SCR PC GI 058 FV CR 732 FV CR 362 BF 3CR GI 435 SCR PC GI 058 FV CR 732 FV CR 335 T PM DI 435 SCR PC GI 058 FV CR 732 FV CR 322 BF GN SS 126 RVT PC GI 987 FV GN SS 714 GN SS	5664 5664020 5664030 5664040 5664060 2C5664 2C5664010 2C5664020 2C5664030 2C5664040 2C5664060 2M5664 2M5664010 2M5664020 2M5664030 2M5664040 2M5664060 2N5664	4 4 4 4	STD 0.50 0.75 1.00 1.50 STD 0.25 0.50 0.75 1.00 1.50 STD 0.25 0.50 0.75 1.00 1.50 STD
1985-97	2300	140	2.3 L	4	Vin: A OHC	Mercury	96.00 3.780	1.50 1.50 4.00	032 BF PC GI 126 RVT PC GI 870 FV CR 732 FV CR 362 BF 3CR GI 126 RVT PC GI 870 FV CR 732 FV CR 327 BF PM GI 126 RVT PC GI 870 FV CR 732 FV CR	5761 5761020 5761030 5761040 5761060 2C5761 2C5761020 2C5761030 2C5761040 2C5761060 2M5761 2M5761020 2M5761030 2M5761040 2M5761060	4 4 4	STD 0.50 0.75 1.00 1.50 STD 0.50 0.75 1.00 1.50 STD 0.50 0.75 1.00 1.50
1984-94 1986-91	2295 2508	140 153	2.3 L 2.5 L	4 4	Hi-Swirl Combustion Hi-Swirl Combustion OHV	Mercury Mercury	93.47 3.680	2.00 2.00 4.75	032 BF PC GI 126 RVT PC GI 860 FV CR 732 FV CR 363 BF CR GI 126 RVT PC GI 860 FV CR 732 FV CR 327 BF PM GI 126 RVT PC GI 860 FV CR 732 FV CR	5688 5688020 5688030 5688040 5688060 2C5688 2C5688020 2C5688030 2C5688040 2C5688060 2M5688 2M5688020 2M5688030 2M5688040	4 4 4	STD 0.50 0.75 1.00 1.50 STD 0.50 0.75 1.00 1.50 STD 0.50 0.75 1.00
1979-89	2300	140	2.3 L	4	VIN T, W SOHC	8V Turbo	96.00 3.780	2.00 2.00 4.75	336 T PM DI 126 RVT PC GI 860 FV CR 732 FV CR	2M5613 2M5613020 2M5613030 2M5613040	4	STD 0.50 0.75 1.00

YEAR	CC	CID	LITER	CYL	ENGINE	MODEL	BORE	GRV	RING TYPE	HAST SET	CYL SET	SIZE
	CC	CID	LITER							Set #	SET	
FORD MOTORS												
1974-84	2300	140	2.3 L	4	Vin 6 SOHC		96.00 3.780	2.00 2.00 4.75	032 BF PC GI 126 RVT PC GI 860 FV CR 732 FV CR 362 BF 3CR GI 126 RVT PC GI 860 FV CR 732 FV CR 327 BF PM GI 126 RVT PC GI 860 FV CR 732 FV CR	4203 4203020 4203030 4203040 4203060 2C4203 2C4203010 2C4203020 2C4203030 2C4203040 2C4203060 2M4203 2M4203010 2M4203020 2M4203030 2M4203040 2M4203060	4 4 4	STD 0.50 0.75 1.00 1.50 STD 0.25 0.50 0.75 1.00 1.50 STD 0.25 0.50 0.75 1.00 1.50
1960-67 1961-72	2360 2786	144 170	2.4 L 2.8 L	6 6	L6	Mercury Mercury	3 1/2	5/64 5/64 3/16	032 BF PC GI 126 RVT PC GI 860 FV CR 732 FV CR 362 BF 3CR GI 126 RVT PC GI 860 FV CR 732 FV CR 327 BF PM GI 126 RVT PC GI 860 FV CR 732 FV CR	582 582005 582030 582040 582060 2C582 2C582005 2M582 2M582005 2M582030 2M582040	6 6 6	STD 0.13 0.75 1.00 1.50 STD 0.13 STD 0.13 0.75 1.00
2009-17	2491	152	2.5 L	4	16V Duratec 25 DOHC	Escape, Fusion, Milan	89.00 3.504	1.20 1.20 2.50	398 BF CR S 126 RVT PC GI 995 FV CR 732 FV CR	2C5162 2C5162010 2C5162020 2C5162030 2C5162040	4	STD 0.25 0.50 0.75 1.00
1993-97	2497	152	2.5 L	6	Vin: B		84.50 3.327	1.50 1.50 3.00	032 BF PC GI 126 RVT PC GI 054 FV CR 732 FV CR 362 BF 3CR GI 126 RVT PC GI 054 FV CR 732 FV CR	4750 4750020 4750030 4750040 2C4750 2C4750020 2C4750030 2C4750040	6 6	STD 0.50 0.75 1.00 STD 0.50 0.75 1.00
2000-01	2495	153	2.5 L	6	AJ25 Mazda Eng		81.60 3.212	1.20 1.50 3.00	398 BF CR S 126 RVT PC GI 054 FV CR 732 FV CR	2C5160 2C5160020 2C5160030 2C5160040	6	STD 0.50 0.75 1.00
1995-02	2508	153	2.5 L	6	Vin: G,L DOHC	Contour, Mondeo	82.40 3.244	1.20 1.50 3.00	398 BF CR S 126 RVT PC GI 054 FV CR 732 FV CR	2C4794 2C4794020 2C4794030 2C4794040	6	STD 0.50 0.75 1.00
1972-74	2600	159	2.6 L	6		Mercury Capri	90.00 3.543	2.00 3.00 4.00	032 BF PC GI 126 RVT PC GI 860 FV CR 732 FV CR	9100	6	STD
1974-79	2800	171	2.8 L	6	Vin: Z	12V V6	93.00 3.661	2.00 2.50 4.00	032 BF PC GI 126 RVT PC GI 860 FV CR 732 FV CR 362 BF 3CR GI 126 RVT PC GI 860 FV CR 732 FV CR	4205 4205020 4205030 4205040 4205060 2C4205 2C4205020 2C4205030 2C4205040 2C4205060	6 6	STD 0.50 0.75 1.00 1.50 STD 0.50 0.75 1.00 1.50

YEAR	CC	CID	LITER	CYL	ENGINE	MODEL	BORE	GRV	RING TYPE	HAST SET Set #	CYL SET	SIZE
FORD MOTORS												
1986-95	2901	177	2.9 L	6	Vin: T,V	Mercury	93.00 3.661	1.60 1.75 3.50	032 BF PC GI 126 RVT PC GI 058 FV CR 732 FV CR 363 BF CR GI 126 RVT PC GI 058 FV CR 732 FV CR 327 BF PM GI 126 RVT PC GI 058 FV CR 732 FV CR	4450 4450020 4450030 4450040 4450060 2C4450 2C4450020 2C4450030 2C4450040 2C4450060 2M4450 2M4450020 2M4450030 2M4450040 2M4450060	6 6 6	STD 0.50 0.75 1.00 1.50 STD 0.50 0.75 1.00 1.50 STD 0.50 0.75 1.00 1.50
2000-12	2999	183	3.0 L	6	Vin: S,U,V,1,2 DOHC	w/2.5mm oil ring	89.00 3.504	1.20 1.50 2.50	398 BF CR S 126 RVT PC GI 872 FV CR 005 FV CR	2C5077 2C5077010 2C5077020 2C5077030 2C5077040	6	STD 0.25 0.50 0.75 1.00
1996-00	2999	183	3.0 L	6	Durtec/24V Vin: S DOHC		89.00 3.504	1.20 1.50 3.00	398 BF CR S 126 RVT PC GI 872 FV CR 005 FV CR	2C4888 2C4888010 2C4888020 2C4888030 2C4888040	6	STD 0.25 0.50 0.75 1.00 1.50
1998-08	2999	183	3.0 L	6	Vin: U OHV	Sable, Taurus w/3.00mm oil ring	89.00 3.504	1.50 1.50 3.00	032 BF PC GI 126 RVT PC GI 872 FV CR 005 FV CR 327 BF PM GI 126 RVT PC GI 872 FV CR 005 FV CR	5107 5107010 5107020 5107030 5107040 5107060 2M5107 2M5107010 2M5107020 2M5107030 2M5107040 2M5107060	6 6	STD 0.25 0.50 0.75 1.00 1.50 STD 0.25 0.50 0.75 1.00 1.50
1993-98	2999	183	3.0 L	6	Vin: W,1	Villager	87.00 3.425	1.50 1.50 2.80	032 BF PC GI 126 RVT PC GI 861 FV CR 732 FV CR 335 T PM DI 126 RVT PC GI 861 FV CR 732 FV CR	6196 6196020 6196030 6196040 2M6196 2M6196020 2M6196030 2M6196040	6 6	STD 0.50 0.75 1.00 STD 0.50 0.75 1.00
1989-95	2999	183	3.0 L	6	SHO	Ford Taurus, Mercury	89.00 3.504	1.20 1.50 2.80	398 BF CR S 126 RVT PC GI 861 FV CR 732 FV CR	2C4650 2C4650020 2C4650030 2C4650040	6	STD 0.50 0.75 1.00

YEAR	CC	CID	LITER	CYL	ENGINE	MODEL	BORE	GRV	RING TYPE	HAST SET Set #	CYL SET	SIZE
FORD MOTORS												
1986-00	2999	183	3.0 L	6	Vin:U Excl: SHO	Ford Aerostar, Mercury Flex-fuel use 2C5762 Shallow Oil Ring Grv.	89.00 3.504	1.50 1.50 4.00	032 BF PC GI 126 RVT PC GI 052 FV CR 005 FV CR 363 BF CR GI 126 RVT PC GI 052 FV CR 005 FV CR 327 BF PM GI 126 RVT PC GI 052 FV CR 005 FV CR	5762 5762010 5762020 5762030 5762040 5762060 2C5762 2C5762010 2C5762020 2C5762030 2C5762040 2M5762 2M5762010 2M5762020 2M5762030 2M5762040	6 6 6	STD 0.25 0.50 0.75 1.00 1.50 STD 0.25 0.50 0.75 1.00 STD 0.25 0.50 0.75 1.00
1993-96	3147	192	3.2 L	6	SHO Yamaha Eng.	Ford Taurus	92.00 3.622	1.20 1.50 2.80	398 BF CR S 401 SCR PC GI 861 FV CR 732 FV CR	2C4881 2C4881020 2C4881040	6	STD 0.50 1.00
	3278 4098	200 250	3.3 L 4.1 L	6 6		For ACL Duralite Pistons Shallow Oil Ring Grv.	3.680	5/64 5/64 3/16	032 BF PC GI 126 RVT PC GI 860 FV CR 732 FV CR 363 BF CR GI 126 RVT PC GI 860 FV CR 732 FV CR 327 BF PM GI 126 RVT PC GI 860 FV CR 732 FV CR	4711 4711010 4711020 4711030 4711040 4711060 2C4711 2C4711020 2C4711030 2C4711040 2C4711060 2M4711 2M4711020 2M4711030 2M4711040 2M4711060	6 6 6	STD 0.25 0.50 0.75 1.00 1.50 STD 0.50 0.75 1.00 1.50 STD 0.50 0.75 1.00 1.50
1963-84 1969-80	3278 4098	200 250	3.3 L 4.1 L	6		Mercury Mercury	3.680	5/64 5/64 3/16	032 BF PC GI 126 RVT PC GI 860 FV CR 732 FV CR 362 BF 3CR GI 126 RVT PC GI 860 FV CR 732 FV CR 327 BF PM GI 126 RVT PC GI 860 FV CR 732 FV CR	586 586010 586020 586030 586040 586060 586080 2C586 2C586010 2C586020 2C586030 2C586040 2C586060 2C586080 2M586 2M586020 2M586030 2M586040 2M586060 2M586080	6 6 6	STD 0.25 0.50 0.75 1.00 1.50 2.00 STD 0.25 0.50 0.75 1.00 1.50 2.00 STD 0.50 0.75 1.00 1.50 2.00
1928-33	3278	200	3.3 L	4	A, B, A, AA, BB	Late 1928 Ford	3 7/8	1/8 1/8 5/32	032 BF PC GI 126 RVT PC GI 056 FV CR 732 FV CR	120 120030 120040 120060 120080 120100 120125	4	STD 0.75 1.00 1.50 2.00 2.50 3.13

YEAR	CC	CID	LITER	CYL	ENGINE	MODEL	BORE	GRV	RING TYPE	HAST SET Set #	CYL SET	SIZE
FORD MOTORS												
1996-99	3393	207	3.4 L	8	Vin: N SHO		82.40 3.244	1.20 1.50 3.00	398 BF CR S 126 RVT PC GI 054 FV CR 732 FV CR	2C4886 2C4886010 2C4886020 2C4886030 2C4886040	8	STD 0.25 0.50 0.75 1.00
2007-16	3491	213	3.5 L	6	24V Duratec 35 DOHC Ecoboost	Edge, Fusion, MKX, Sable, Taurus	92.50 3.642	1.20 1.50 2.50	398 BF CR S 126 RVT PC GI 995 FV CR 732 FV CR	2C5164 2C5164020 2C5164030 2C5164040	6	0.50 0.75 1.00
1952-53	3524	215	3.5 L	6		Ford	3 9/16	3/32 3/32 3/16	032 BF PC GI 126 RVT PC GI 860 FV CR 732 FV CR 362 BF 3CR GI 126 RVT PC GI 860 FV CR 732 FV CR	136 136020 136030 136040 136080 2C136 2C136030 2C136040	6 6	STD 0.50 0.75 1.00 2.00 STD 0.75 1.00
1962-63	3622	221	3.6 L	8		Ford, Mercury	3 1/2	5/64 5/64 3/16	032 BF PC GI 126 RVT PC GI 860 FV CR 732 FV CR 363 BF CR GI 126 RVT PC GI 860 FV CR 732 FV CR 327 BF PM GI 126 RVT PC GI 860 FV CR 732 FV CR	652 652030 652040 652060 2C652 2C652010 2C652020 2C652030 2C652040 2M652 2M652030 2M652040	8 8 8	STD 0.75 1.00 1.50 STD 0.25 0.50 0.75 1.00 STD 0.75 1.00
1954-64	3655	223	3.7 L	6	JF, F223	Ford, Edsel Ranger 3 Ring Piston	3 5/8	3/32 3/32 3/16	032 BF PC GI 126 RVT PC GI 860 FV CR 732 FV CR	563 563020 563030	6	STD 0.50 0.75
2009-15	3721	227	3.7 L	6	Vin:K,M,N,R Duratec 37	Lincoln, Mustang	95.50 3.760	1.20 1.50 2.50	397 BF PM S 406 N PC DI 934 FV CR 005 FV CR	2M4183 2M4183020 2M4183030 2M4183040	6	STD 0.50 0.75 1.00
1996-04	3802	232	3.8 L	6	Vin: 4	Ford, Mercury	96.80 3.811	1.50 1.50 3.00	032 BF PC GI 126 RVT PC GI 872 FV CR 732 FV CR 335 T PM DI 126 RVT PC GI 872 FV CR 732 FV CR 322 BF GN SS 126 RVT PC GI 987 FV GN SS 714 GN SS	4885 4885010 4885020 4885030 4885040 4885060 2M4885 2M4885010 2M4885020 2M4885030 2M4885040 2M4885060 2N4885 2N488575 2N4885100	6 6 6	STD 0.25 0.50 0.75 1.00 1.50 STD 0.25 0.50 0.75 1.00 1.50 STD 0.75 1.00
1988-95	3802	232	3.8 L	6		Ford, Lincoln, Mercury	96.80 3.811	1.50 1.50 4.00	032 BF PC GI 126 RVT PC GI 052 FV CR 005 FV CR 327 BF PM GI 126 RVT PC GI 052 FV CR 005 FV CR	4262 4262020 4262030 4262040 4262060 2M4262 2M4262020 2M4262030 2M4262040 2M4262060	6 6	STD 0.50 0.75 1.00 1.50 STD 0.50 0.75 1.00 1.50


YEAR	CC	CID	LITER	CYL	ENGINE	MODEL	BORE	GRV	RING TYPE	HAST SET Set #	CYL SET	SIZE
FORD MOTORS												
1988-95	3802	232	3.8 L	6		Ford Supercharged	96.80 3.811	1.50 1.50 4.00	335 T PM DI 126 RVT PC GI 052 FV CR 005 FV CR	2M4717 2M4717020 2M4717030 2M4717040	6	STD 0.50 0.75 1.00
1982-87	3802	232	3.8 L	6		Ford, Lincoln, Mercury	96.80 3.811	2.00 2.00 4.00	032 BF PC GI 126 RVT PC GI 860 FV CR 732 FV CR 363 BF CR GI 126 RVT PC GI 860 FV CR 732 FV CR 327 BF PM GI 126 RVT PC GI 860 FV CR 732 FV CR	5649 5649020 5649030 5649040 5649060 2C5649 2C5649020 2C5649030 2C5649040 2C5649060 2M5649 2M5649020 2M5649030 2M5649040 2M5649060	6 6	STD 0.50 0.75 1.00 1.50 STD 0.50 0.75 1.00 1.50
1954	3917	239	3.9 L	8	130 H.P.		3 1/2	3/32 3/32 3/16	032 BF PC GI 126 RVT PC GI 860 FV CR 732 FV CR 362 BF 3CR GI 126 RVT PC GI 860 FV CR 732 FV CR	562 562020 562040 2C562	8	STD 0.50 1.00 STD
1949-53 1949-53	3917 4179	239 255	3.9 L 4.2 L	8 8	100 H.P. 95, 100 H.P.	All Models Mercury 4 Ring Piston	3 3/16	3/32 3/32 3/16 3/16	032 BF PC GI 126 RVT PC GI 860 FV CR 732 FV CR 501 1PCO PC GI 362 BF 3CR GI 126 RVT PC GI 860 FV CR 732 FV CR 501 1PCO PC GI	533 533030 533040 533060 533080 533125 533188 2C533 2C533060 2C533100	8	STD 0.75 1.00 1.50 2.00 3.13 4.78 STD 1.50 2.50
1939-53	3917	239	3.9 L	8	100 H.P.	"Flat Head" 3 ring piston	3 3/16	5/64 5/64 3/16	032 BF PC GI 126 RVT PC GI 860 FV CR 732 FV CR	5075 5075040 5075060 5075100 5075125 5075188	8	STD 1.00 1.50 2.50 3.13 4.78
2000-06	3934	240	3.9 L	8	Vin: A DOHC		86.00 3.386	1.20 1.50 2.50	398 BF CR S 126 RVT PC GI 995 FV CR 732 FV CR	2C5142 2C5142020 2C5142030 2C5142040	8	STD 0.50 0.75 1.00

YEAR	CC	CID	LITER	CYL	ENGINE	MODEL	BORE	GRV	RING TYPE	HAST SET Set #	CYL SET	SIZE
FORD MOTORS												
1965-77	3934	240	3.9 L	6		Ford, Mercury	4.000	5/64 5/64 3/16	032 BF PC GI 126 RVT PC GI 860 FV CR 732 FV CR 362 BF 3CR GI 126 RVT PC GI 860 FV CR 732 FV CR 397 BF PM S 126 RVT PC GI 860 FV CR 732 FV CR	592 592010 592020 592030 592040 592060 592080 2C592 2C592010 2C592020 2C592030 2C592040 2C592060 2C592080 2M592 2M592020 2M592030 2M592040 2M592060 2M592065 2M592080	6	STD 0.25 0.50 0.75 1.00 1.50 2.00 STD 0.25 0.50 0.75 1.00 1.50 2.00 STD 0.50 0.75 1.00 1.50 1.63 2.00
1990-01	3999	244	4.0 L	6	Vin: E,X SOHC, OHV		100.40 3.953	1.60 1.75 3.50	032 BF PC GI 126 RVT PC GI 874 FV CR 732 FV CR 335 T PM DI 126 RVT PC GI 874 FV CR 732 FV CR	4627 4627020 4627030 4627040 4627060 2M4627 2M4627010 2M4627020 2M4627030 2M4627040 2M4627060	6	STD 0.50 0.75 1.00 1.50 STD 0.25 0.50 0.75 1.00 1.50
2002-11	4016	245	4.0 L	6	Vin: E,K SOHC		100.40 3.953	1.20 1.50 3.00	398 BF CR S 126 RVT PC GI 054 FV CR 732 FV CR	2C5187 2C5187010 2C5187020 2C5187030 2C5187040	6	STD 0.25 0.50 0.75 1.00
1989-92	4098	250	4.1 L	6	OHC	E.A. Falcon Australia	91.86 3.616	1.50 1.50 4.00	032 BF PC GI 126 RVT PC GI 056 FV CR 732 FV CR 363 BF CR GI 126 RVT PC GI 056 FV CR 732 FV CR	4722 4722020 4722030 4722040 4722060 2C4722 2C4722020 2C4722030 2C4722040 2C4722060	6	STD 0.50 0.75 1.00 1.50 STD 0.50 0.75 1.00 1.50
	4098	250	4.1 L	6	X-EFI OHC	Ford Falcon Australia	93.47 3.680	1.50 1.50 4.00	032 BF PC GI 126 RVT PC GI 056 FV CR 732 FV CR 363 BF CR GI 126 RVT PC GI 056 FV CR 732 FV CR	4409 4409030 4409040 4409060 2C4409 2C4409030 2C4409040 2C4409060	6	STD 0.75 1.00 1.50 STD 0.75 1.00 1.50

YEAR	CC	CID	LITER	CYL	ENGINE	MODEL	BORE	GRV	RING TYPE	HAST SET Set #	CYL SET	SIZE
FORD MOTORS												
1980-82	4179	255	4.2 L	8		Ford, Mercury	3.680	5/64 5/64 3/16	032 BF PC GI 126 RVT PC GI 860 FV CR 732 FV CR 362 BF 3CR GI 126 RVT PC GI 860 FV CR 732 FV CR 327 BF PM GI 126 RVT PC GI 860 FV CR 732 FV CR	5618 5618020 5618030 5618040 5618060 2C5618 2C5618020 2C5618030 2C5618040 2C5618060 2M5618 2M5618020 2M5618030 2M5618040 2M5618060	8	STD 0.50 0.75 1.00 1.50 STD 0.50 0.75 1.00 1.50 STD 0.50 0.75 1.00 1.50
1962-65 1956-57	4261 5114	260 312	4.3 L 5.1 L	8 8		Ford Ford	3.800	5/64 3/32 3/16	032 BF PC GI 126 RVT PC GI 860 FV CR 732 FV CR 362 BF 3CR GI 126 RVT PC GI 860 FV CR 732 FV CR 327 BF PM GI 126 RVT PC GI 860 FV CR 732 FV CR	571 571030 571040 571060 2C571 2C571030 2C571040 2C571060 2M571 2M571030 2M571040 2M571060	8	STD 0.75 1.00 1.50 STD 0.75 1.00 1.50 STD 0.75 1.00 1.50
1955-57	4458	272	4.5 L	8		Ford	3 5/8	3/32 3/32 3/16	032 BF PC GI 126 RVT PC GI 860 FV CR 732 FV CR 362 BF 3CR GI 126 RVT PC GI 860 FV CR 732 FV CR	564 564020 564030 2C564	8	STD 0.50 0.75 STD
1998-06	4606	281	4.6 L	8	Vin: V,X,9	Triton 32 Valve	90.20 3.551	1.20 1.50 3.00	398 BF CR S 126 RVT PC GI 872 FV CR 732 FV CR	2C5018 2C5018010 2C5018020 2C5018030 2C5018040 2C5018060	8	STD 0.25 0.50 0.75 1.00 1.50
1991-15	4606	281	4.6 L	8	Vin: L,H,V,W,X,6	Lincoln, Mercury,	90.20 3.551	1.50 1.50 3.00	032 BF PC GI 126 RVT PC GI 872 FV CR 732 FV CR 397 BF PM S 126 RVT PC GI 872 FV CR 732 FV CR	4628 4628010 4628020 4628030 4628040 4628060 2M4628 2M4628005 2M4628010 2M4628020 2M4628030 2M4628040 2M4628060	8	STD 0.25 0.50 0.75 1.00 1.50 STD 0.13 0.25 0.50 0.75 1.00 1.50

YEAR	CC	CID	LITER	CYL	ENGINE	MODEL	BORE	GRV	RING TYPE	HAST SET Set #	CYL SET	SIZE	
FORD MOTORS													
1963-68	4737	289	4.7 L	8	VIN.# C, M, W	Ford, Mercury	4.000	5/64	032 BF PC GI	139	8	STD	
1968-86	4950	302	5.0 L	8		Ford, Lincoln, Mercury		5/64	126 RVT PC GI	139010			0.25
1968-95	5753	351	5.8 L	8		Ford, Lincoln, Mercury		3/16	860 FV CR	139020			0.50
1966	5769	352	5.8 L	8		Ford, Lincoln, Mercury			732 FV CR	139030			0.75
1971-78	6556	400	6.6 L	8		Ford, Lincoln, Mercury				139040			1.00
										139060		1.50	
										139070		1.75	
										139080		2.00	
										139100		2.50	
									362 BF 3CR GI	2C139	8	STD	
									126 RVT PC GI	2C139010		0.25	
									860 FV CR	2C139020		0.50	
									732 FV CR	2C139030		0.75	
										2C139040		1.00	
										2C139060		1.50	
										2C139070		1.75	
										2C139080		2.00	
										2C139080		2.00	
									397 BF PM S	2M139	8	STD	
									126 RVT PC GI	2M139005		0.13	
									860 FV CR	2M139010		0.25	
									732 FV CR	2M139020		0.50	
										2M139030		0.75	
										2M139040		1.00	
										2M139060		1.50	
										2M139070		1.75	
										2M139080		2.00	
										2M139100		2.50	
1955-62	4786	292	4.8 L	8		Ford, Edsel, Mercury	3 3/4	5/64	032 BF PC GI	568	8	STD	
								5/64	126 RVT PC GI	568010		0.25	
								3/16	860 FV CR	568020		0.50	
									732 FV CR	568030		0.75	
										568040		1.00	
										568060		1.50	
										568080		2.00	
										568100		2.50	
									363 BF CR GI	2C568	8	STD	
									126 RVT PC GI	2C568010		0.25	
									860 FV CR	2C568020		0.50	
									732 FV CR	2C568030		0.75	
										2C568040		1.00	
										2C568060		1.50	
									327 BF PM GI	2M568	8	STD	
									126 RVT PC GI	2M568010		0.25	
									860 FV CR	2M568020		0.50	
									732 FV CR	2M568030		0.75	
										2M568040		1.00	
										2M568060		1.50	
										2M568080		2.00	
										2M568100		2.50	
2011-17	4951	302	5.0 L	8	Vin: F,U DOHC/ SOHC	Mustang, F150 Coyote	92.20 3.630	1.20 1.20 2.50	397 BF PM S 126 RVT PC GI 995 FV CR 732 FV CR	2M4599 2M4599020 2M4599030	8	STD 0.50 0.75	
1996-01	4950	302	5.0 L	8	Vin: N	Ford, Mercury, "Lightning" Shallow Top Grv.	101.60 4.000	1.50 1.50 4.00	032 BF PC GI 126 RVT PC GI 635 FV CR 732 FV CR	4726 4726020 4726030 4726040 4726060	8	STD 0.50 0.75 1.00 1.50	
									397 BF PM S	2M4726	8	STD	
									126 RVT PC GI	2M4726005		0.13	
									635 FV CR	2M4726010		0.25	
									732 FV CR	2M4726020		0.50	
										2M4726030		0.75	
										2M4726040		1.00	
										2M4726060		1.50	














YEAR	CC	CID	LITER	CYL	ENGINE	MODEL	BORE	GRV	RING TYPE	HAST SET Set #	CYL SET	SIZE
FORD MOTORS												
1986-95	4950	302	5.0 L	8	Vin: N	Excl. "Lightning"	101.60 4.000	1.50 1.50 4.00	032 BF PC GI 126 RVT PC GI 635 FV CR 732 FV CR 327 BF PM GI 126 RVT PC GI 635 FV CR 732 FV CR	4346 4346020 4346030 4346040 4346060 2M4346 2M4346010 2M4346020 2M4346030 2M4346040 2M4346060	8 8	STD 0.50 0.75 1.00 1.50 STD 0.25 0.50 0.75 1.00 1.50
1952-54	5196	317	5.2 L	8		All Models Lincoln	3.800	5/64 5/64 3/16	032 BF PC GI 126 RVT PC GI 860 FV CR 732 FV CR 362 BF 3CR GI 126 RVT PC GI 860 FV CR 732 FV CR 327 BF PM GI 126 RVT PC GI 860 FV CR 732 FV CR	696 696010 696020 696030 696040 696060 2C696 2C696010 2C696020 2C696030 2C696040 2C696060 2M696 2M696020 2M696030 2M696040 2M696060	8 8 8	STD 0.25 0.50 0.75 1.00 1.50 STD 0.25 0.50 0.75 1.00 1.50 STD 0.50 0.75 1.00 1.50
2006-14	5409	330	5.4 L	8	Vin: S DOHC	Mustang w/2.5mm oil grv. Cayote	90.20 3.551	1.50 1.50 2.50	336 T PM DI 126 RVT PC GI 995 FV CR 732 FV CR	2M4755	8	STD
1958-65 1958-65 1957	5441 5769 6032	332 352 368	5.4 L 5.8 L 6.0 L	8 8 8		Ford, Edsel Corsair Ford, Edsel Corsair Mercury	4.000	5/64 3/32 3/16	032 BF PC GI 126 RVT PC GI 860 FV CR 732 FV CR 362 BF 3CR GI 126 RVT PC GI 860 FV CR 732 FV CR 397 BF PM S 126 RVT PC GI 860 FV CR 732 FV CR	577 577020 577030 577040 577060 2C577 2C577020 2C577030 2C577040 2C577060 2M577 2M577020 2M577030 2M577040 2M577060	8 8 8	STD 0.50 0.75 1.00 1.50 STD 0.50 0.75 1.00 1.50 STD 0.50 0.75 1.00 1.50
1955	5589	341	5.6 L	8		All Models Lincoln	3 15/16	5/64 5/64 3/16	032 BF PC GI 126 RVT PC GI 860 FV CR 732 FV CR	636 636030	8	STD 0.75
1916-27				4		T Ford AI Piston	3.750	1/8 1/8 3/16	032 BF PC GI 126 RVT PC GI 501 1PCO PC GI	776 776040	4	STD 1.00

YEAR	CC	CID	LITER	CYL	ENGINE	MODEL	BORE	GRV	RING TYPE	HAST SET Set #	CYL SET	SIZE
FORD MOTORS												
1958-59 1961-65	5917 6392	361 390	5.9 L 6.4 L	8 8		Edsel Corsair, Pacer, E400 Ford Thunderbird	4.050	5/64 3/32 3/16	032 BF PC GI 126 RVT PC GI 860 FV CR 732 FV CR 362 BF 3CR GI 126 RVT PC GI 860 FV CR 732 FV CR 345 T PM GI 126 RVT PC GI 860 FV CR 732 FV CR	574 574020 574030 574040 574060 2C574 2C574010 2C574020 2C574030 2M574 2M574020 2M574030 2M574040 2M574060	8 8 8	STD 0.50 0.75 1.00 1.50 STD 0.25 0.50 0.75 STD 0.50 0.75 1.00 1.50
1959-60 1959-60	6277 7048	383 430	6.3 L 7.0 L	8 8		Ford Thunderbird 76A Ford Thunderbird 76A	4.300	5/64 3/32 3/16	032 BF PC GI 126 RVT PC GI 860 FV CR 732 FV CR	576 576030	8	STD 0.75
1966-67 1966-67	6392 6720	390 410	6.4 L 6.7 L	8 8		Ford Ford, Mercury	4.050	5/64 5/64 3/16	032 BF PC GI 126 RVT PC GI 860 FV CR 732 FV CR 362 BF 3CR GI 126 RVT PC GI 860 FV CR 732 FV CR 327 BF PM GI 126 RVT PC GI 860 FV CR 732 FV CR	594 594020 594030 594040 594060 2C594 2C594020 2C594030 2M594 2M594020 2M594030 2M594060	8 8 8	STD 0.50 0.75 1.00 1.50 STD 0.50 0.75 STD 0.50 0.75 1.50
1966-70	7015	428	7.0 L	8		Ford	4.130	5/64 5/64 3/16	032 BF PC GI 126 RVT PC GI 860 FV CR 732 FV CR 327 BF PM GI 126 RVT PC GI 860 FV CR 732 FV CR	595 595020 595030 595040 595060 2M595 2M595030 2M595040 2M595060	8 8	STD 0.50 0.75 1.00 1.50 STD 0.75 1.00 1.50
1968-73 1968-78	7031 7539	429 460	7.0 L 7.5 L	8 8		Ford Ford	4.360	5/64 5/64 3/16	032 BF PC GI 126 RVT PC GI 860 FV CR 732 FV CR 363 BF CR GI 126 RVT PC GI 860 FV CR 732 FV CR 345 T PM GI 126 RVT PC GI 860 FV CR 732 FV CR	598 598020 598030 598040 598060 2C598 2C598020 2C598030 2C598040 2C598060 2M598 2M598020 2M598030 2M598040 2M598060	8 8 8	STD 0.50 0.75 1.00 1.50 STD 0.50 0.75 1.00 1.50 STD 0.50 0.75 1.00 1.50
1966-68	6982	426	7.0 L	8		Lincoln	4.38	5/64 3/32 3/16	345 T PM GI 126 RVT PC GI 860 FV CR 732 FV CR	2M596 2M596020 2M596040	8	STD 0.50 1.00

YEAR	CC	CID	LITER	CYL	ENGINE	MODEL	BORE	GRV	RING TYPE	HAST SET Set #	CYL SET	SIZE
FORD TRUCKS												
	1586	97	1.6 L	4		Courier Australia	78.00 3.071	1.50 2.00 4.00	362 BF 3CR GI 126 RVT PC GI 056 FV CR 732 FV CR	2C4412 2C4412010 2C4412020 2C4412030 2C4412040 2C4412060	4	STD 0.25 0.50 0.75 1.00 1.50
2000-On	1600	98	1.6 L	4		Courier Made in Brazil	82.04 3.230	1.20 1.50 2.00	398 BF CR S 126 RVT PC GI 993 FV CR 005 FV CR	2C5144 2C5144020 2C5144030 2C5144040 2C5144060	4	STD 0.50 0.75 1.00 1.50
1972-78 1972-78	1600 1800	97 110	1.6 L 1.8 L	4 4		Courier Courier	78.00 3.071	1.50 1.50 4.00	032 BF PC GI 126 RVT PC GI 058 FV CR 732 FV CR 362 BF 3CR GI 126 RVT PC GI 058 FV CR 732 FV CR 327 BF PM GI 126 RVT PC GI 058 FV CR 732 FV CR	4265 4265010 4265020 4265030 4265040 4265060 2C4265 2C4265010 2C4265020 2C4265030 2C4265040 2C4265060 2M4265 2M4265010 2M4265020 2M4265030 2M4265040 2M4265060	4 4 4	STD 0.25 0.50 0.75 1.00 1.50 STD 0.25 0.50 0.75 1.00 1.50 STD 0.25 0.50 0.75 1.00 1.50
1941-45	1950	119	2.0 L	4	30 H.P.	3 Ring Piston	3 3/16	3/32 3/32 5/32	362 BF 3CR GI 126 RVT PC GI 860 FV CR 732 FV CR	2C825	4	STD
1941-45	1950	119	2.0 L	4	30 H.P.	4 Ring Piston	3 3/16	3/32 3/32 5/32 5/32	362 BF 3CR GI 126 RVT PC GI 860 FV CR 732 FV CR 501 1PCO PC GI	2C523	4	STD
1982-84	1970	121	2.0 L	4			80.00 3.150	1.50 2.00 4.00	032 BF PC GI 126 RVT PC GI 058 FV CR 732 FV CR 362 BF 3CR GI 126 RVT PC GI 058 FV CR 732 FV CR	6155 6155010 6155020 6155030 6155040 2C6155 2C6155010 2C6155020 2C6155030 2C6155040 2C6155060	4 4	STD 0.25 0.50 0.75 1.00 STD 0.25 0.50 0.75 1.00 1.50
1979-82	1970	121	2.0 L	4		Courier	80.00 3.150	1.20 1.50 4.00	398 BF CR S 126 RVT PC GI 056 FV CR 732 FV CR	2C6141 2C6141010 2C6141020 2C6141030 2C6141040 2C6141060	4	STD 0.25 0.50 0.75 1.00 1.50


YEAR	CC	CID	LITER	CYL	ENGINE	MODEL	BORE	GRV	RING TYPE	HAST SET Set #	CYL SET	SIZE
FORD TRUCKS												
1983-89	2000	122	2.0 L	4		Ranger	89.32 3.516	2.00 2.00 4.75	032 BF PC GI 126 RVT PC GI 860 FV CR 732 FV CR 362 BF 3CR GI 126 RVT PC GI 860 FV CR 732 FV CR 327 BF PM GI 126 RVT PC GI 860 FV CR 732 FV CR	5690 5690020 5690030 5690040 5690060 2C5690 2C5690020 2C5690030 2C5690040 2C5690060 2M5690 2M5690020 2M5690030 2M5690040 2M5690060	4	STD 0.50 0.75 1.00 1.50 STD 0.50 0.75 1.00 1.50 STD 0.50 0.75 1.00 1.50
2004-12	2261	138	2.3 L	4	Mazda Eng.	Ranger	87.50 3.445	1.20 1.20 2.50	398 BF CR S 126 RVT PC GI 995 FV CR 732 FV CR 326 TBF GN SS 126 RVT PC GI 987 FV GN SS 714 GN SS	2C5158 2C5158010 2C5158020 2C5158030 2C5158040 2N5158 2N515850	4	STD 0.25 0.50 0.75 1.00 STD 0.50
1995-97	2300	140	2.3 L	4	Vin: A	Ranger	96.00 3.779	1.50 1.50 3.00	032 BF PC GI 126 RVT PC GI 054 FV CR 732 FV CR 362 BF 3CR GI 126 RVT PC GI 054 FV CR 732 FV CR 327 BF PM GI 126 RVT PC GI 054 FV CR 732 FV CR	4912 4912020 4912030 4912040 4912060 2C4912 2C4912020 2C4912030 2C4912040 2C4912060 2M4912 2M4912020 2M4912030 2M4912040 2M4912060	4	STD 0.50 0.75 1.00 1.50 STD 0.50 0.75 1.00 1.50 STD 0.50 0.75 1.00 1.50
1985-94	2300	140	2.3 L	4	Vin: A	Ranger	96.00 3.780	1.50 1.50 4.00	032 BF PC GI 126 RVT PC GI 870 FV CR 732 FV CR 362 BF 3CR GI 126 RVT PC GI 870 FV CR 732 FV CR 327 BF PM GI 126 RVT PC GI 870 FV CR 732 FV CR	5761 5761020 5761030 5761040 5761060 2C5761 2C5761020 2C5761030 2C5761040 2C5761060 2M5761 2M5761020 2M5761030 2M5761040 2M5761060	4	STD 0.50 0.75 1.00 1.50 STD 0.50 0.75 1.00 1.50 STD 0.50 0.75 1.00 1.50

YEAR	CC	CID	LITER	CYL	ENGINE	MODEL	BORE	GRV	RING TYPE	HAST SET Set #	CYL SET	SIZE
FORD TRUCKS												
1977-84	2300	140	2.3 L	4			96.00 3.780	2.00 2.00 4.75	032 BF PC GI 126 RVT PC GI 860 FV CR 732 FV CR 362 BF 3CR GI 126 RVT PC GI 860 FV CR 732 FV CR 327 BF PM GI 126 RVT PC GI 860 FV CR 732 FV CR	4203 4203020 4203030 4203040 4203060 2C4203 2C4203010 2C4203020 2C4203030 2C4203040 2C4203060 2M4203 2M4203010 2M4203020 2M4203030 2M4203040 2M4203060	4 4 4	STD 0.50 0.75 1.00 1.50 STD 0.25 0.50 0.75 1.00 1.50 STD 0.25 0.50 0.75 1.00 1.50
1961-69 1970-71	2360 2786	144 170	2.4 L 2.8 L	6 6	L6	Ford Trucks	3 1/2	5/64 5/64 3/16	032 BF PC GI 126 RVT PC GI 860 FV CR 732 FV CR 362 BF 3CR GI 126 RVT PC GI 860 FV CR 732 FV CR 327 BF PM GI 126 RVT PC GI 860 FV CR 732 FV CR	582 582005 582030 582040 582060 2C582 2C582005 2M582 2M582005 2M582030 2M582040	6 6 6	STD 0.13 0.75 1.00 1.50 STD 0.13 STD 0.13 0.75 1.00
1998-01	2475	151	2.5 L	4	L4 Vin: C	Ranger	96.00 3.779	1.50 1.50 3.00	032 BF PC GI 126 RVT PC GI 872 FV CR 732 FV CR 327 BF PM GI 126 RVT PC GI 872 FV CR 732 FV CR	4515 4515020 4515030 4515040 4515060 2M4515 2M4515020 2M4515030 2M4515040 2M4515060	4 4	STD 0.50 0.75 1.00 1.50 STD 0.50 0.75 1.00 1.50
2006-11	2499		2.5 L	4	BT-50 WL-C Mazda Eng.	TDI Diesel (Check Ring Widths)	93.00 3.661	2.00 1.50 2.00	326 TBF GN SS 236 TF CR DI 203 CF GN SS 881 2PCO	2D7277	4	STD
1983-86	2803	171	2.8 L	6	Vin: S	Aerostar, Ranger	93.00 3.661	2.00 2.50 4.00	032 BF PC GI 126 RVT PC GI 860 FV CR 732 FV CR 362 BF 3CR GI 126 RVT PC GI 860 FV CR 732 FV CR	4205 4205020 4205030 4205040 4205060 2C4205 2C4205020 2C4205030 2C4205040 2C4205060	6 6	STD 0.50 0.75 1.00 1.50 STD 0.50 0.75 1.00 1.50

YEAR	CC	CID	LITER	CYL	ENGINE	MODEL	BORE	GRV	RING TYPE	HAST SET	CYL SET	SIZE
												
FORD TRUCKS												
1986-95	2901	177	2.9 L	6			93.00 3.661	1.60 1.75 3.50	032 BF PC GI 126 RVT PC GI 058 FV CR 732 FV CR 363 BF CR GI 126 RVT PC GI 058 FV CR 732 FV CR 327 BF PM GI 126 RVT PC GI 058 FV CR 732 FV CR	4450 4450020 4450030 4450040 4450060 2C4450 2C4450020 2C4450030 2C4450040 2C4450060 2M4450 2M4450020 2M4450030 2M4450040 2M4450060	6 6 6	STD 0.50 0.75 1.00 1.50 STD 0.50 0.75 1.00 1.50 STD 0.50 0.75 1.00 1.50
2001-08	2999	183	3.0 L	6	Vin: S,U,V,1,2 DOHC	Duratec 24V w/2.5mm oil ring	89.00 3.504	1.20 1.50 2.50	398 BF CR S 126 RVT PC GI 872 FV CR 005 FV CR	2C5077 2C5077010 2C5077020 2C5077030 2C5077040	6	STD 0.25 0.50 0.75 1.00
1998-01	2999	183	3.0 L	6		Ranger w/3.00mm oil ring	89.00 3.504	1.50 1.50 3.00	032 BF PC GI 126 RVT PC GI 872 FV CR 005 FV CR 327 BF PM GI 126 RVT PC GI 872 FV CR 005 FV CR	5107 5107010 5107020 5107030 5107040 5107060 2M5107 2M5107010 2M5107020 2M5107030 2M5107040 2M5107060	6 6	STD 0.25 0.50 0.75 1.00 1.50 STD 0.25 0.50 0.75 1.00 1.50
1986-00	2999	183	3.0 L	6	Vin:U		89.00 3.504	1.50 1.50 4.00	032 BF PC GI 126 RVT PC GI 052 FV CR 005 FV CR 363 BF CR GI 126 RVT PC GI 052 FV CR 005 FV CR 327 BF PM GI 126 RVT PC GI 052 FV CR 005 FV CR	5762 5762010 5762020 5762030 5762040 5762060 2C5762 2C5762010 2C5762020 2C5762030 2C5762040 2M5762 2M5762010 2M5762020 2M5762030 2M5762040	6 6 6	STD 0.25 0.50 0.75 1.00 1.50 STD 0.25 0.50 0.75 1.00 STD 0.25 0.50 0.75 1.00

YEAR	CC	CID	LITER	CYL	ENGINE	MODEL	BORE	GRV	RING TYPE	HAST SET Set #	CYL SET	SIZE
FORD TRUCKS												
1963-84 1969-77	3278 4098	200 250	3.3 L 4.1 L	6 6		F 200 F 250 Ranger	3.680	5/64 5/64 3/16	032 BF PC GI 126 RVT PC GI 860 FV CR 732 FV CR 362 BF 3CR GI 126 RVT PC GI 860 FV CR 732 FV CR 327 BF PM GI 126 RVT PC GI 860 FV CR 732 FV CR	586 586010 586020 586030 586040 586060 586080 2C586 2C586010 2C586020 2C586030 2C586040 2C586060 2C586080 2M586 2M586020 2M586030 2M586040 2M586060 2M586080	6 6 6	STD 0.25 0.50 0.75 1.00 1.50 2.00 STD 0.25 0.50 0.75 1.00 1.50 2.00 STD 0.50 0.75 1.00 1.50 2.00
1952-53	3524	215	3.5 L	6	OHV	F 100 Flat Head	3 9/16	3/32 3/32 3/16	032 BF PC GI 126 RVT PC GI 860 FV CR 732 FV CR 362 BF 3CR GI 126 RVT PC GI 860 FV CR 732 FV CR	136 136020 136030 136040 136080 2C136 2C136030 2C136040	6 6	STD 0.50 0.75 1.00 2.00 STD 0.75 1.00
1962-63	3622	221	3.6 L	8		F-Series	3 1/2	5/64 5/64 3/16	032 BF PC GI 126 RVT PC GI 860 FV CR 732 FV CR 363 BF CR GI 126 RVT PC GI 860 FV CR 732 FV CR 327 BF PM GI 126 RVT PC GI 860 FV CR 732 FV CR	652 652030 652040 652060 2C652 2C652010 2C652020 2C652030 2C652040 2M652 2M652030 2M652040	8 8 8	STD 0.75 1.00 1.50 STD 0.25 0.50 0.75 1.00 STD 0.75 1.00
1954-64	3655	223	3.7 L	6		F-Series 3 Ring Piston	3 5/8	3/32 3/32 3/16	032 BF PC GI 126 RVT PC GI 860 FV CR 732 FV CR	563 563020 563030	6	STD 0.50 0.75
2009-15	3721	227	3.7 L	6	Duratec 37 DOHC	Edge, F150	95.50 3.760	1.20 1.50 2.50	397 BF PM S 406 N PC DI 934 FV CR 005 FV CR	2M4183 2M4183020 2M4183030 2M4183040	6	STD 0.50 0.75 1.00

YEAR	CC	CID	LITER	CYL	ENGINE	MODEL	BORE	GRV	RING TYPE	HAST SET Set #	CYL SET	SIZE
FORD TRUCKS												
1996-03 2005-07 1997-08	3802 3901 4196	232 238 256	3.8 L 3.9 L 4.2 L	6 6 6	Vin: 4 Vin: 6 Vin: 2, 4 OHV	Windstar	96.80 3.811	1.50 1.50 3.00	032 BF PC GI 126 RVT PC GI 872 FV CR 732 FV CR 335 T PM DI 126 RVT PC GI 872 FV CR 732 FV CR 322 BF GN SS 126 RVT PC GI 987 FV GN SS 714 GN SS	4885 4885010 4885020 4885030 4885040 4885060 2M4885 2M4885010 2M4885020 2M4885030 2M4885040 2M4885060 2N4885 2N488575 2N4885100	6 6 6	STD 0.25 0.50 0.75 1.00 1.50 STD 0.25 0.50 0.75 1.00 1.50 STD 0.75 1.00
1988-95	3802	232	3.8 L	6		F-Series	96.80 3.811	1.50 1.50 4.00	032 BF PC GI 126 RVT PC GI 052 FV CR 005 FV CR 327 BF PM GI 126 RVT PC GI 052 FV CR 005 FV CR	4262 4262020 4262030 4262040 4262060 2M4262 2M4262020 2M4262030 2M4262040 2M4262060	6 6	STD 0.50 0.75 1.00 1.50 STD 0.50 0.75 1.00 1.50
1981-87	3802	232	3.8 L	6		F-Seires	96.80 3.811	2.00 2.00 4.00	032 BF PC GI 126 RVT PC GI 860 FV CR 732 FV CR 363 BF CR GI 126 RVT PC GI 860 FV CR 732 FV CR 327 BF PM GI 126 RVT PC GI 860 FV CR 732 FV CR	5649 5649020 5649030 5649040 5649060 2C5649 2C5649020 2C5649030 2C5649040 2C5649060 2M5649 2M5649020 2M5649030 2M5649040 2M5649060	6 6 6	STD 0.50 0.75 1.00 1.50 STD 0.50 0.75 1.00 1.50 STD 0.50 0.75 1.00 1.50
1954-55 1948-52	3917 5523	239 337	3.9 L 5.5 L	8 8		Flat Head 3 Ring Piston	3 1/2	3/32 3/32 3/16	032 BF PC GI 126 RVT PC GI 860 FV CR 732 FV CR 362 BF 3CR GI 126 RVT PC GI 860 FV CR 732 FV CR	562 562020 562040 2C562	8 8	STD 0.50 1.00 STD
1949-53	3917	239	3.9 L	8	95, 100 H.P.	Flat Head 4 Ring Piston	3 3/16	3/32 3/32 3/16 3/16	032 BF PC GI 126 RVT PC GI 860 FV CR 732 FV CR 501 1PCO PC GI 362 BF 3CR GI 126 RVT PC GI 860 FV CR 732 FV CR 501 1PCO PC GI	533 533030 533040 533060 533080 533125 533188 2C533 2C533060 2C533100	8 8	STD 0.75 1.00 1.50 2.00 3.13 4.78 STD 1.50 2.50

YEAR	CC	CID	LITER	CYL	ENGINE	MODEL	BORE	GRV	RING TYPE	HAST SET	CYL SET	SIZE
												
FORD TRUCKS												
1939-49	3917	239	3.9 L	8	95, 100 H.P.	Flat Head 4 Ring Piston	3 3/16	3/32 3/32 5/32 5/32	032 BF PC GI 126 RVT PC GI 860 FV CR 732 FV CR 501 1PCO PC GI	529 529125	8	STD 3.13
1965-77 1965-94	3934 4917	240 300	3.9 L 4.9 L	6 6	OHV	Econoline E100, E200 F Series 16	4.000	5/64 5/64 3/16	032 BF PC GI 126 RVT PC GI 860 FV CR 732 FV CR 362 BF 3CR GI 126 RVT PC GI 860 FV CR 732 FV CR 397 BF PM S 126 RVT PC GI 860 FV CR 732 FV CR	592 592010 592020 592030 592040 592060 592080 2C592 2C592010 2C592020 2C592030 2C592040 2C592060 2C592080 2M592 2M592020 2M592030 2M592040 2M592060 2M592080	6 6	STD 0.25 0.50 0.75 1.00 1.50 2.00 STD 0.25 0.50 0.75 1.00 1.50 2.00
1990-01	3999	244	4.0 L	6	Vin: E,X SOHC, OHV		100.40 3.953	1.60 1.75 3.50	032 BF PC GI 126 RVT PC GI 874 FV CR 732 FV CR 335 T PM DI 126 RVT PC GI 874 FV CR 732 FV CR	4627 4627020 4627030 4627040 4627060 2M4627 2M4627010 2M4627020 2M4627030 2M4627040 2M4627060	6 6	STD 0.50 0.75 1.00 1.50 STD 0.25 0.50 0.75 1.00 1.50
2002-11	4016	245	4.0 L	6	Vin: E,K SOHC		100.40 3.953	1.20 1.50 3.00	398 BF CR S 126 RVT PC GI 054 FV CR 732 FV CR	2C5187 2C5187010 2C5187020 2C5187030 2C5187040	6	STD 0.25 0.50 0.75 1.00
1969-77	4098	250	4.1 L	6		F Series F250 Ranger	3.680	5/64 5/64 3/16	032 BF PC GI 126 RVT PC GI 860 FV CR 732 FV CR 362 BF 3CR GI 126 RVT PC GI 860 FV CR 732 FV CR 327 BF PM GI 126 RVT PC GI 860 FV CR 732 FV CR	586 586010 586020 586030 586040 586060 586080 2C586 2C586010 2C586020 2C586030 2C586040 2C586060 2C586080 2M586 2M586020 2M586030 2M586040 2M586060 2M586080	6 6	STD 0.25 0.50 0.75 1.00 1.50 2.00 STD 0.25 0.50 0.75 1.00 1.50 2.00
1949-52	4163	254	4.2 L	6	112 H.P.	8MB 3 Ring Piston	3 1/2	3/32 3/32 3/16	362 BF 3CR GI 126 RVT PC GI 860 FV CR 732 FV CR	2C534	6	STD

YEAR	CC	CID	LITER	CYL	ENGINE	MODEL	BORE	GRV	RING TYPE	HAST SET Set #	CYL SET	SIZE
FORD TRUCKS												
1981-82	4179	255	4.2 L	8	V8	F Series Ranger	3.680	5/64 5/64 3/16	032 BF PC GI 126 RVT PC GI 860 FV CR 732 FV CR 362 BF 3CR GI 126 RVT PC GI 860 FV CR 732 FV CR 327 BF PM GI 126 RVT PC GI 860 FV CR 732 FV CR	5618 5618020 5618030 5618040 5618060 2C5618 2C5618020 2C5618030 2C5618040 2C5618060 2M5618 2M5618020 2M5618030 2M5618040 2M5618060	8	STD 0.50 0.75 1.00 1.50 STD 0.50 0.75 1.00 1.50 STD 0.50 0.75 1.00 1.50
1954-59 1954-59	4196 4458	256 272	4.2 L 4.5 L	8 8			3 5/8	3/32 3/32 3/16	032 BF PC GI 126 RVT PC GI 860 FV CR 732 FV CR 362 BF 3CR GI 126 RVT PC GI 860 FV CR 732 FV CR	564 564020 564030 2C564	8	STD 0.50 0.75 STD
1962-65	4261	260	4.3 L	8		Ranger	3.800	5/64 3/32 3/16	032 BF PC GI 126 RVT PC GI 860 FV CR 732 FV CR 362 BF 3CR GI 126 RVT PC GI 860 FV CR 732 FV CR 327 BF PM GI 126 RVT PC GI 860 FV CR 732 FV CR	571 571030 571040 571060 2C571 2C571030 2C571040 2C571060 2M571 2M571030 2M571040 2M571060	8	STD 0.75 1.00 1.50 STD 0.75 1.00 1.50 STD 0.75 1.00 1.50
1961-64	4294	262	4.3 L	6		Ford I6	3 23/32	5/64 3/32 3/16	362 BF 3CR GI 126 RVT PC GI 860 FV CR 732 FV CR	2C583 2C583030 2C583040 2C583060	6	STD 0.75 1.00 1.50
1996-15 1996-15	4606 5409	281 330	4.6 L 5.4 L	8 8	Vin: V,W,X,6 Vin: A,L,R,3,5	Ford Ford	90.20 3.551	1.50 1.50 3.00	032 BF PC GI 126 RVT PC GI 872 FV CR 732 FV CR 397 BF PM S 126 RVT PC GI 872 FV CR 732 FV CR	4628 4628010 4628020 4628030 4628040 4628060 2M4628 2M4628005 2M4628010 2M4628020 2M4628030 2M4628040 2M4628060	8	STD 0.25 0.50 0.75 1.00 1.50 STD 0.13 0.25 0.50 0.75 1.00 1.50

YEAR	CC	CID	LITER	CYL	ENGINE	MODEL	BORE	GRV	RING TYPE	HAST SET Set #	CYL SET	SIZE
FORD TRUCKS												
1963-68	4737	289	4.7 L	8	VIN.# C, M, W	Ford	4.000	5/64	032 BF PC GI	139	8	STD
1969-86	4950	302	5.0 L	8		Ford		5/64	126 RVT PC GI	139010		0.25
1972-95	5753	351	5.8 L	8		Ford		3/16	860 FV CR	139020		0.50
1972-86	6556	400	6.6 L	8		Ford			732 FV CR	139030 139040 139060 139070 139080 139100		0.75 1.00 1.50 1.75 2.00 2.50
									362 BF 3CR GI	2C139	8	STD
									126 RVT PC GI	2C139010		0.25
									860 FV CR	2C139020		0.50
									732 FV CR	2C139030		0.75
										2C139040		1.00
										2C139060		1.50
										2C139070		1.75
										2C139080		2.00
										2C139100		2.50
									397 BF PM S	2M139	8	STD
									126 RVT PC GI	2M139005		0.13
									860 FV CR	2M139010		0.25
									732 FV CR	2M139020		0.50
										2M139030		0.75
										2M139040		1.00
										2M139060		1.50
										2M139070		1.75
										2M139080		2.00
										2M139100		2.50
1958-64	4786	292	4.8 L	8		Medium & Heavy Duty	3 3/4	5/64	032 BF PC GI	568	8	STD
								5/64	126 RVT PC GI	568010		0.25
								3/16	860 FV CR	568020		0.50
									732 FV CR	568030		0.75
										568040		1.00
										568060		1.50
										568080		2.00
										568100		2.50
									363 BF CR GI	2C568	8	STD
									126 RVT PC GI	2C568010		0.25
									860 FV CR	2C568020		0.50
									732 FV CR	2C568030		0.75
										2C568040		1.00
										2C568060		1.50
									327 BF PM GI	2M568	8	STD
									126 RVT PC GI	2M568010		0.25
									860 FV CR	2M568020		0.50
									732 FV CR	2M568030		0.75
										2M568040		1.00
										2M568060		1.50
										2M568080		2.00
										2M568100		2.50
1995-97	4917	300	4.9 L	6	Vin. Y		101.60 4.000	2.00 2.00 4.00	032 BF PC GI	4879	6	STD
									126 RVT PC GI	4879020		0.50
									872 FV CR	4879030		0.75
									732 FV CR	4879040		1.00
										4879060		1.50
									397 BF PM S	2M4879	6	STD
									126 RVT PC GI	2M4879020		0.50
									872 FV CR	2M4879030		0.75
									732 FV CR	2M4879040		1.00
										2M4879060		1.50
2011-17	4951	302	5.0 L	8	Vin: F,U	F150	92.20 3.630	1.20 1.20 2.50	397 BF PM S	2M4599	8	STD
									126 RVT PC GI	2M4599020		0.50
									995 FV CR	2M4599030		0.75
									732 FV CR			

YEAR	CC	CID	LITER	CYL	ENGINE	MODEL	BORE	GRV	RING TYPE	HAST SET Set #	CYL SET	SIZE
FORD TRUCKS												
1996-01 1993-97	4950 5753	302 351	5.0 L 5.8 L	8 8	Vin: N Vin: H,N,R,	"Lightning" Shallow Top Grv.	101.60 4.000	1.50 1.50 4.00	032 BF PC GI 126 RVT PC GI 635 FV CR 732 FV CR 397 BF PM S 126 RVT PC GI 635 FV CR 732 FV CR	4726 4726020 4726030 4726040 4726060 2M4726 2M4726005 2M4726010 2M4726020 2M4726030 2M4726040 2M4726060	8 8	STD 0.50 0.75 1.00 1.50 STD 0.13 0.25 0.50 0.75 1.00 1.50
1986-95 1995-98	4950 5753	302 351	5.0 L 5.8 L	8 8	Vin: W	Exc. "Lightning"	101.60 4.000	4.00	032 BF PC GI 126 RVT PC GI 635 FV CR 732 FV CR 327 BF PM GI 126 RVT PC GI 635 FV CR 732 FV CR	4346 4346020 4346030 4346040 4346060 2M4346 2M4346010 2M4346020 2M4346030 2M4346040 2M4346060	8 8	STD 0.50 0.75 1.00 1.50 STD 0.25 0.50 0.75 1.00 1.50
1952-57 1952-57	5196 5441	317 332	5.2 L 5.4 L	8 8		Sterling Piston H791P	3.800	5/64 5/64 3/16	032 BF PC GI 126 RVT PC GI 860 FV CR 732 FV CR 362 BF 3CR GI 126 RVT PC GI 860 FV CR 732 FV CR 327 BF PM GI 126 RVT PC GI 860 FV CR 732 FV CR	696 696010 696020 696030 696040 696060 2C696 2C696010 2C696020 2C696030 2C696040 2C696060 2M696 2M696020 2M696030 2M696040 2M696060	8 8 8	STD 0.25 0.50 0.75 1.00 1.50 STD 0.25 0.50 0.75 1.00 1.50 STD 0.50 0.75 1.00 1.50
1970-84	5409	330	5.4 L	8		Heavy Duty 4 Ring Piston	3 7/8	3/32 5/64 5/64 3/16	032 BF PC GI 126 RVT PC GI 126 RVT PC GI 860 FV CR 732 FV CR 363 BF CR GI 126 RVT PC GI 126 RVT PC GI 860 FV CR 732 FV CR	6685 6685010 6685020 6685030 6685040 6685060 2C6685	8 8	STD 0.25 0.50 0.75 1.00 1.50 STD
1967-69	5409	330	5.4 L	8		Heavy Duty 4 Ring Piston	3 7/8	5/64 5/64 5/64 3/16	032 BF PC GI 126 RVT PC GI 126 RVT PC GI 860 FV CR 732 FV CR 363 BF CR GI 126 RVT PC GI 126 RVT PC GI 860 FV CR 732 FV CR	6607 6607020 6607030 6607040 6607060 2C6607 2C6607020 2C6607030 2C6607040 2C6607060	8 8	STD 0.50 0.75 1.00 1.50 STD 0.50 0.75 1.00 1.50

YEAR	CC	CID	LITER	CYL	ENGINE	MODEL	BORE	GRV	RING TYPE	HAST SET Set #	CYL SET	SIZE
FORD TRUCKS												
1964-84	5409	330	5.4 L	8		Medium Duty 3 Ring Piston	3 7/8	5/64 3/32 3/16	032 BF PC GI 126 RVT PC GI 860 FV CR 732 FV CR 363 BF CR GI 126 RVT PC GI 860 FV CR 732 FV CR 327 BF PM GI 126 RVT PC GI 860 FV CR 732 FV CR	591 591010 591020 591030 591040 591060 591080 2C591 2C591010 2C591020 2C591030 2C591040 2C591060 2C591080 2M591 2M591020 2M591030 2M591040 2M591060 2M591080	8	STD 0.25 0.50 0.75 1.00 1.50 2.00 STD 0.25 0.50 0.75 1.00 1.50 2.00 STD 0.50 0.75 1.00 1.50 2.00
1968-84	5491	335	5.5 L	8		Produced in Mexico	3.900	5/64 5/64 5/64 3/16	363 BF CR GI 352 RVT 3CR GI 126 RVT PC GI 860 FV CR 732 FV CR	2C5647 2C5647020 2C5647030 2C5647040	8	STD 0.50 0.75 1.00
1955	5589	341	5.6 L	8	EBJ		3 15/16	5/64 5/64 3/16	032 BF PC GI 126 RVT PC GI 860 FV CR 732 FV CR	636 636030	8	STD 0.75
1965-67	5769	352	5.8 L	8	FE	F-100, F-250	4.000	5/64 3/32 3/16	032 BF PC GI 126 RVT PC GI 860 FV CR 732 FV CR 362 BF 3CR GI 126 RVT PC GI 860 FV CR 732 FV CR 397 BF PM S 126 RVT PC GI 860 FV CR 732 FV CR	577 577020 577030 577040 577060 2C577 2C577020 2C577030 2C577040 2C577060 2M577 2M577020 2M577030 2M577040 2M577060	8	STD 0.50 0.75 1.00 1.50 STD 0.50 0.75 1.00 1.50 STD 0.50 0.75 1.00 1.50
1970-76 1967-69 1967-69 1967-69	5884 5917 6376 6408	359 361 389 391	5.9 L 5.9 L 6.4 L 6.4 L	8 8 8 8		F-Series 4 Ring Piston	4.050	5/64 5/64 5/64 3/16	032 BF PC GI 126 RVT PC GI 126 RVT PC GI 860 FV CR 732 FV CR 345 T PM GI 126 RVT PC GI 126 RVT PC GI 860 FV CR 732 FV CR	6601 6601020 6601030 6601040 6601060 2M6601 2M6601020 2M6601030 2M6601040 2M6601060	8	STD 0.50 0.75 1.00 1.50 STD 0.50 0.75 1.00 1.50











YEAR	CC	CID	LITER	CYL	ENGINE	MODEL	BORE	GRV	RING TYPE	HAST SET Set #	CYL SET	SIZE
FORD TRUCKS												
1968-86	5884	359	5.9 L	8		Zollner Piston #3253 & 3292 3 Ring Piston	4.050	3/32	032 BF PC GI	5485	8	STD
1968-86	5917	361	5.9 L	8				5/64	126 RVT PC GI	5485010		0.25
1979-95	6064	370	6.1 L	8				3/16	860 FV CR	5485020		0.50
1968-86	6376	389	6.4 L	8					732 FV CR	5485030		0.75
1968-86	6408	391	6.4 L	8						5485040		1.00
										5485060		1.50
										5485080		2.00
									363 BF CR GI	2C5485	8	STD
									126 RVT PC GI	2C5485010		0.25
									860 FV CR	2C5485020		0.50
									732 FV CR	2C5485030		0.75
										2C5485040		1.00
										2C5485060		1.50
										2C5485080		2.00
									327 BF PM GI	2M5485	8	STD
									126 RVT PC GI	2M5485010		0.25
									860 FV CR	2M5485020		0.50
									732 FV CR	2M5485030		0.75
										2M5485040		1.00
										2M5485060		1.50
										2M5485080		2.00
1970-74	5884	359	5.9 L	8		F-Series 4 Ring Piston	4.050	3/32	032 BF PC GI	6686	8	STD
1970-74	5917	361	5.9 L	8				5/64	126 RVT PC GI	6686010		0.25
1970-74	6408	391	6.4 L	8				5/64	126 RVT PC GI	6686020		0.50
								3/16	860 FV CR	6686030		0.75
									732 FV CR	6686040		1.00
										6686060		1.50
									363 BF CR GI	2C6686	8	STD
									126 RVT PC GI	2C6686010		0.25
									126 RVT PC GI	2C6686020		0.50
									860 FV CR	2C6686030		0.75
									732 FV CR	2C6686040		1.00
										2C6686060		1.50
									327 BF PM GI	2M6686	8	STD
									126 RVT PC GI	2M6686010		0.25
									126 RVT PC GI	2M6686020		0.50
									860 FV CR	2M6686030		0.75
									732 FV CR	2M6686040		1.00
										2M6686060		1.50
1968-76	5900	360	5.9 L	8		Ranger	4.050	5/64	032 BF PC GI	574	8	STD
1968-76	6392	390	6.4 L	8				3/32	126 RVT PC GI	574020		0.50
								3/16	860 FV CR	574030		0.75
									732 FV CR	574040		1.00
										574060		1.50
									362 BF 3CR GI	2C574	8	STD
									126 RVT PC GI	2C574010		0.25
									860 FV CR	2C574020		0.50
									732 FV CR	2C574030		0.75
									345 T PM GI	2M574	8	STD
									126 RVT PC GI	2M574020		0.50
									860 FV CR	2M574030		0.75
									732 FV CR	2M574040		1.00
										2M574060		1.50
1964-67	5917	361	5.9 L	8		F-Series	4.050	5/64	362 BF 3CR GI	2C590	8	STD
1964-67	6408	391	6.4 L	8				3/32	126 RVT PC GI	2C590020		0.50
								1/4	860 FV CR	2C590030		0.75
									732 FV CR			
									345 T PM GI	2M590	8	STD
									126 RVT PC GI	2M590020		0.50
									860 FV CR	2M590030		0.75
									732 FV CR			

YEAR	CC	CID	LITER	CYL	ENGINE	MODEL	BORE	GRV	RING TYPE	HAST SET Set #	CYL SET	SIZE
FORD TRUCKS												
2003-10	5950	363	6.0 L	8	VT 365 International Eng.	Power Stroke Diesel incl. Turbo Special 2nd Ring gap .055 to .065	95.00 3.740	2.30 2.00 3.50	378 FKST BF CC DI 129 T PC 553 CF CR GI 881 2PCO	2D5374 2D537425 2D537450 2D537475 2D5374100	8	STD 0.25 0.50 0.75 1.00
1967	6392	390	6.4 L	8		F 250	4.050	5/64 5/64 3/16	032 BF PC GI 126 RVT PC GI 860 FV CR 732 FV CR 362 BF 3CR GI 126 RVT PC GI 860 FV CR 732 FV CR 327 BF PM GI 126 RVT PC GI 860 FV CR 732 FV CR	594 594020 594030 594040 594060 2C594 2C594020 2C594030 2M594 2M594020 2M594030 2M594060	8 8 8	STD 0.50 0.75 1.00 1.50 STD 0.50 0.75 STD 0.50 0.75 1.50
2011-16	6507	397	6.2 L	8	Vin: 6 SOHC	flex fuel	102.00 4.016	1.50 1.50 2.50	336 T PM DI 406 N PC DI 985 FV CR 732 FV CR	2M4520 2M4520020 2M4520030 2M4520040	8	STD 0.50 0.75 1.00
2008-11	6408	391	6.4 L	8	Vin: R	32V Turbo V8 Power Stroke Diesel Eng	98.20 3.866	2.50 2.00 3.00	208 FKST CC DI 129 T PC 553 CF CR GI 881 2PCO	2D5741 2D574125 2D574150 2D574175	8	STD 0.25 0.50 0.75
1969-On 1991-On	6572 7785	401 475	6.6 L 7.8 L	6 6	OHV	7A Series, L-6 3 Ring Mahle Piston #1495 Turbo Diesel	4.400	1/8 3/32 3/16	372 FKST CR DI 126 RVT PC GI 565 CF CR GI 881 2PCO	2C7014	6	STD
2011-17	6654	406	6.7 L	8	Vin:T OHV	32V Power Stroke Turbo direct injection	99.00 3.901	3.00 2.00 2.50	208 FKST CC DI 409 TFN CI 203 CF GN SS 881 2PCO	2D5853 2D585325 2D585350 2D585375 2D5853100	8	STD 0.25 0.50 0.75 1.00
1996-16	6802	415	6.8 L	10	Vin. D, S, Y		90.20 3.551	1.50 1.50 3.00	032 BF PC GI 126 RVT PC GI 872 FV CR 732 FV CR 397 BF PM S 126 RVT PC GI 872 FV CR 732 FV CR	4814 4814010 4814020 4814030 4814040 2M4814 2M4814010 2M4814020 2M4814030 2M4814040 2M4814060	10 10	STD 0.25 0.50 0.75 1.00 STD 0.25 0.50 0.75 1.00 1.50
1983-88	6884	420	6.9 L	8		Diesel Eng	4.000	5/64 5/64 7/64	336 T PM DI 126 RVT PC GI 553 CF CR GI 881 2PCO	2D5693 2D569325 2D569350 2D569375 2D5693100 2D5693150	8	STD 0.25 0.50 0.75 1.00 1.50
1983-88	6884	420	6.9 L	8		Diesel Eng Special .060 to .070 gap 2nd ring	4.000	5/64 5/64 7/64	336 T PM DI 130 RVT PC GI 553 CF CR GI 881 2PCO	2D5697 2D569725 2D569750 2D569775 2D5697100 2D5697150	8	STD 0.25 0.50 0.75 1.00 1.50














YEAR	CC	CID	LITER	CYL	ENGINE	MODEL	BORE	GRV	RING TYPE	HAST SET Set #	CYL SET	SIZE
FORD TRUCKS												
1992-98 1992-97	7031 7539	429 460	7.0 L 7.5 L	8 8		Shallow Oil Ring Grv.	110.70 4.358	2.00 2.00 4.00	032 BF PC GI 126 RVT PC GI 871 FV CR 732 FV CR 363 BF CR GI 126 RVT PC GI 871 FV CR 732 FV CR 345 T PM GI 126 RVT PC GI 871 FV CR 732 FV CR	4740 4740020 4740030 4740040 4740060 2C4740 2C4740020 2C4740030 2C4740040 2C4740060 2M4740 2M4740020 2M4740030 2M4740040 2M4740060	8 8 8	STD 0.50 0.75 1.00 1.50 STD 0.50 0.75 1.00 1.50 STD 0.50 0.75 1.00 1.50
1979-94	7031	429	7.0 L	8			4.360	3/32 5/64 3/16	032 BF PC GI 126 RVT PC GI 860 FV CR 732 FV CR 363 BF CR GI 126 RVT PC GI 860 FV CR 732 FV CR 327 BF PM GI 126 RVT PC GI 860 FV CR 732 FV CR	5621 5621020 5621030 5621040 5621060 2C5621 2C5621020 2C5621030 2C5621040 2C5621060 2M5621 2M5621020 2M5621030 2M5621040 2M5621060	8 8 8	STD 0.50 0.75 1.00 1.50 STD 0.50 0.75 1.00 1.50 STD 0.50 0.75 1.00 1.50
1970-73 1972-91	7031 7539	429 460	7.0 L 7.5 L	8 8	Vin: G	Ford Ford	4.360	5/64 5/64 3/16	032 BF PC GI 126 RVT PC GI 860 FV CR 732 FV CR 363 BF CR GI 126 RVT PC GI 860 FV CR 732 FV CR 345 T PM GI 126 RVT PC GI 860 FV CR 732 FV CR	598 598020 598030 598040 598060 2C598 2C598020 2C598030 2C598040 2C598060 2M598 2M598020 2M598030 2M598040 2M598060	8 8 8	STD 0.50 0.75 1.00 1.50 STD 0.50 0.75 1.00 1.50 STD 0.50 0.75 1.00 1.50
1989-95	7294	445	7.3 L	8		Diesel Navistar Non Turbo Spec .062 to .072 gap 2nd ring	104.40 4.110	3.00 2.00 3.50	336 T PM DI 130 RVT PC GI 553 CF CR GI 881 2PCO	2M4741 2M4741020 2M4741030 2M4741040	8	STD 0.50 0.75 1.00
1994-04	7294	445	7.3 L	8		Diesel Navistar Turbo Direct Injection Spec .062 to .072 gap 2nd ring	104.40 4.110	3.00 2.00 3.50	260 FKST BF CC DI 129 T PC 553 CF CR GI 881 2PCO	2D4882 2D488225 2D488250 2D488275 2D4882100	8	STD 0.25 0.50 0.75 1.00
1993-94	7294	445	7.3 L	8	Vin: C,K	16V Diesel Navistar Indirect Injection Power Stroke Turbo Spec .045 to .065 gap 2nd ring	104.40 4.110	3.16 2.52 3.50	224 FKST PM DI 227 FKST CR DI 553 CF CR GI 881 2PCO	2M4873 2M4873020 2M4873030 2M4873040	8	STD 0.50 0.75 1.00

YEAR	CC	CID	LITER	CYL	ENGINE	MODEL	BORE	GRV	RING TYPE	HAST SET Set #	CYL SET	SIZE
FORD TRUCKS												
1958-81	7785	475	7.8 L	8			4 1/2	3/32	032 BF PC GI	578	8	STD
1958-81	7818	477	7.8 L	8				3/32	126 RVT PC GI			
1958-81	8752	534	8.8 L	8				3/32	126 RVT PC GI			
								3/16	860 FV CR 732 FV CR			
									363 BF CR GI 126 RVT PC GI 126 RVT PC GI 860 FV CR 732 FV CR	2C578 2C578020 2C578030 2C578040 2C578060 2C578080	8	STD 0.50 0.75 1.00 1.50 2.00
1975-92		636	10.4 L	8		2 Ring Piston	4 1/2	1/8 7/64	220 TBF PM DI 553 CF CR GI 881 2PCO	2D7473 2D7473020 2D7473030 2D7473040	1	STD 0.50 0.75 1.00
FORD BRITISH (Listed by Cylinder Diameter)												
1951-58				6		Zephyr, Zephyr Zodiac 3 Ring Piston	3 1/8	5/64 5/64 3/16	032 BF PC GI 126 RVT PC GI 871 FV CR 732 FV CR	690 690040 690060	6	STD 1.00 1.50
1973-74	940		0.9 L	4	711M	Escort, Cortina, Capri	3 3/16	1/16 5/64 5/32	032 BF PC GI 126 RVT PC GI 056 FV CR 732 FV CR	677 677010 677020 677030 677040 677060	4	STD 0.25 0.50 0.75 1.00 1.50
1973-74	1098		1.1 L	4								
1973-74	1298		1.3 L	4								
1973-74	1599		1.6 L	4								
									363 BF CR GI 126 RVT PC GI 056 FV CR 732 FV CR	2C677 2C677020 2C677030 2C677040 2C677060	4	STD 0.50 0.75 1.00 1.50
									327 BF PM GI 126 RVT PC GI 056 FV CR 732 FV CR	2M677 2M677010 2M677020 2M677030 2M677040	4	STD 0.25 0.50 0.75 1.00
1970-on	940		0.9 L	4		Escort, Cortina, Capri	3 3/16	1/16 5/64 5/32	363 BF CR GI 126 RVT PC GI 860 FV CR 732 FV CR	2C9502	4	STD
1970-on	1098		1.1 L	4		High Performance						
1970-on	1298		1.3 L	4		Rings .005 oversize-File to fit						
1970-on	1599		1.6 L	4								
									336 T PM DI 126 RVT PC GI 860 FV CR 732 FV CR	2M9502	4	STD
1959-77	977		1.0 L	4	105E	Anglia, Perfect	3.188	5/64	032 BF PC GI	5981	4	STD
1962-67	1198		1.2 L	4	105E Super	Anglia, Consul, Cortina		5/64	401 SCR PC GI	5981040		1.00
1967-71	1500		1.5 L	4		Capri, Cortina		5/32	860 FV CR 732 FV CR	5981060		1.50
1967-71	1600		1.6 L	4		Cortina						
									362 BF 3CR GI 401 SCR PC GI 860 FV CR 732 FV CR	2C5981 2C5981010 2C5981020 2C5981030 2C5981040 2C5981060	4	STD 0.25 0.50 0.75 1.00 1.50
1956-66	1558		1.6 L	4	(Twin-Cam)	Consul, Elan Sprint, Lotus Elan, Mark II, Thames, Zephyr 4	3 1/4	5/64 5/64 3/16	032 BF PC GI 401 SCR PC GI 860 FV CR 732 FV CR	5909 5909010 5909060	4	STD 0.25 1.50
									362 BF 3CR GI 401 SCR PC GI 860 FV CR 732 FV CR	2C5909	4	STD

YEAR	CC	CID	LITER	CYL	ENGINE	MODEL	BORE	GRV	RING TYPE	HAST SET Set #	CYL SET	SIZE
FORD BRITISH (Listed by Cylinder Diameter)												
1956-63				6		Mark II, Zephyr, Zodiac	3 1/4	5/64 5/64 3/16	032 BF PC GI 401 SCRPP PC GI 860 FV CR 732 FV CR	5914 5914010 5914060	6	STD 0.25 1.50
1959-67	992		1.0 L	4	39PS, 8, 9:1;	Anglia, Capri Classic, Cortina	85.00 3.346	1.50 1.50 4.00	032 BF PC GI 126 RVT PC GI 056 FV CR 732 FV CR	6899 6899010 6899020 6899030 6899040 6899060	4	STD 0.25 0.50 0.75 1.00 1.50
1959-67	1198		1.2 L	4	48PS, 8, 7:1;							
1959-67	1340		1.3 L	4	54PS, 8, 5, 5:1							
1959-67	1498		1.5 L	4	57PS							
									362 BF 3CR GI 126 RVT PC GI 056 FV CR 732 FV CR	2C6899	4	STD 0.25 0.50 0.75 1.00 1.50
									327 BF PM GI 126 RVT PC GI 056 FV CR 732 FV CR	2M6899	4	STD 0.25 0.50 1.50
OHC	2000		2.0 L	4	1983-On	Sierra KOLN	90.80 3.575	1.60 2.00 4.00	032 BF PC GI 126 RVT PC GI 860 FV CR 732 FV CR	4286 4286020 4286030 4286040 4286060	4	STD 0.50 0.75 1.00 1.50
									363 BF CR GI 126 RVT PC GI 860 FV CR 732 FV CR	2C4286	4	STD 0.25 0.50 0.75 1.00 1.50
1971-74	2000		2.0 L	4	100 H.P.	Cortina L, G.T.	90.80 3.575	2.00 2.50 4.00	032 BF PC GI 126 RVT PC GI 860 FV CR 732 FV CR	599 599020 599030 599060	4	STD 0.50 0.75 1.50
									362 BF 3CR GI 126 RVT PC GI 860 FV CR 732 FV CR	2C599	4	STD 0.25 0.50 0.75 1.00 1.50
1966-67	1700 2000		1.7 L 2.0 L	4		Corsair, Zephyr, Zodiac	3 11/16	5/64 5/64 3/16	032 BF PC GI 126 RVT PC GI 860 FV CR 732 FV CR	6791 6791030	2	STD 0.75
									362 BF 3CR GI 126 RVT PC GI 860 FV CR 732 FV CR	2C6791	2	STD 0.50 0.75 1.00
FORD EUROPEAN (Listed by Cylinder Diameter)												
1989-95	999		1.0 L	4	TBL	Escort, Fiesta, Orion	68.68 2.704	1.50 1.75 3.00	032 BF PC GI 126 RVT PC GI 054 FV CR 732 FV CR	4856 4856020 4856040	4	STD 0.50 1.00
1989-95	1118		1.1 L	4	G6A/GUE, GUD, BL11CFI, GUF HCS							
									363 BF CR GI 126 RVT PC GI 054 FV CR 732 FV CR	2C4856	4	STD 0.50 1.00
1995-02	1242		1.2 L	4	DHA, DHA, DHC, DHD DHE, DHF, DHG (Zetec SE)	Fiesta IV	71.90 2.831	1.20 1.50 2.50	398 BF CR S 435 SCRPP PC GI 989 FV CR 732 FV CR	2C5637	4	STD














YEAR	CC	CID	LITER	CYL	ENGINE	MODEL	BORE	GRV	RING TYPE	HAST SET	CYL SET	SIZE
												
FORD EUROPEAN (Listed by Cylinder Diameter)												
2001-On	1399		1.4 L	4	F6JA, F6JB	Turbo Diesel	73.70 2.902	2.50 1.95 2.50	213 FKST CC DI 209 RVT PC DI 248 CF CR 881 2PCO	2D7270 2D727025 2D727050	1	STD 0.25 0.50
1976-89	1297		1.3 L	4	GSF, TKA/B/W, TLA	Escort, Fiesta, Orion	73.94 2.911	1.50 1.75 3.00	032 BF PC GI 401 SCRPP PC GI 054 FV CR 732 FV CR 363 BF CR GI 401 SCRPP PC GI 054 FV CR 732 FV CR	4858 4858020 4858030 4858040 2C4858 2C4858010 2C4858020 2C4858030 2C4858040	4	STD 0.50 0.75 1.00 4 STD 0.25 0.50 0.75 1.00
	1297		1.3 L	4	I4 SOHC		73.94 2.911	1.20 1.50 2.00	398 BF CR S 126 RVT PC GI 993 FV CR 732 FV CR	2C5259 2C5259020	4	STD 0.50
1976	1100		1.1 L	4		Fiesta, Ghia, Lussco	74.00 2.913	1.60 2.00 4.00	362 BF 3CR GI 401 SCRPP PC GI 058 FV CR 732 FV CR	2C4471 2C4471020 2C4471030 2C4471040	4	STD 0.50 0.75 1.00
2003-On	1560		1.6 L	4	G8DA, G8DB, HHDA, HHDB, HHJA, HHJB	Turbo Diesel	75.00 2.953	3.00 2.00 2.50	213 FKST CC DI 202 TTF PC DI 204 CF CR DI 881 2PCO	2D7254 2D725450	1	STD 0.50
2005-On	1560		1.6 L	4	T1BA, T1BB, T1BC T1DA, T1DB, T3DA T3JA, T3JB, TZJA, TZJB (Duratorq TDCI)	Focus, Fiesta Van, Mondeo Diesel Eng Incl. Turbo	75.00 2.953	2.50 1.95 2.00	271 FKST BF CC DI 406 N PC DI 248 CF CR 881 2PCO	2D7431 2D743125 2D743150	4	STD 0.25 0.50
1996-On	1388		1.4 L	4	FXJB, FXJA, FXDD, ZH14 FXDC, FXDB, FXDA, FHF, FHE, FHD, FHA, Zetec S	16V Fiesta, Focus, Ghia, Puma	76.00 2.992	1.20 1.50 2.50	398 BF CR S 126 RVT PC GI 995 FV CR 732 FV CR	2C4565 2C4565020 2C4565030	4	STD 0.50 0.75
1986-On	1392		1.4 L	4		CVH Ford	77.24 3.041	1.60 2.00 4.00	032 BF PC GI 401 SCRPP PC GI 056 FV CR 732 FV CR 327 BF PM GI 401 SCRPP PC GI 056 FV CR 732 FV CR	5019 5019020 5019030 5019040 2M5019 2M5019010 2M5019020 2M5019040	4	STD 0.50 0.75 1.00 4 STD 0.25 0.50 1.00
2003-10	1596		1.6 L	4	HWDA, HWDB, HXDA HXDB, (Duratec Ti-VCT) HXJA, RHBA, SIDA	C-Max, Focus, Focus II	79.00 3.110	1.20 1.50 2.00	322 BF GN SS 406 N PC DI 987 FV GN SS 714 GN SS	2N4071	4	STD
1998-04	1596		1.6 L	4	FYDA, FYDB, FYDC, FYDD, FYDH, FYJA, FYJB, ZH 16 Ztec DOHC Vin: J	Fiesta, Focus, Mondeo, Puma	79.00 3.110	1.20 1.50 2.00	398 BF CR S 126 RVT PC GI 990 FV CR 005 FV CR	2C5855 2C5855020 2C5855030	4	STD 0.50 0.75
1973	1293		1.3 L	4		Capri Taurus 1300, 1300SW	79.00 3.110	2.00 2.50 4.00	032 BF PC GI 401 SCRPP PC GI 056 FV CR 732 FV CR 362 BF 3CR GI 401 SCRPP PC GI 056 FV CR 732 FV CR	4482 4482020 4482040 2C4482 2C4482040	4	STD 0.50 1.00 4 STD 1.00














YEAR	CC	CID	LITER	CYL	ENGINE	MODEL	BORE	GRV	RING TYPE	HAST SET Set #	CYL SET	SIZE
FORD EUROPEAN (Listed by Cylinder Diameter)												
1988-93	1789		1.8 L	4	CVH	Sierra L, LX, GL, GLX Ford #E7EE6159DA	80.00 3.150	1.50 1.50 3.00	032 BF PC GI 401 SCRPP PC GI 054 FV CR 732 FV CR 362 BF 3CR GI 401 SCRPP PC GI 054 FV CR 732 FV CR 327 BF PM GI 401 SCRPP PC GI 054 FV CR 732 FV CR	4691 4691020 4691030 4691040 2C4691 2C4691010 2C4691020 2C4691030 2C4691040 2M4691 2M4691020 2M4691040	4 4 4	STD 0.50 0.75 1.00 STD 0.25 0.50 0.75 1.00 STD 0.50 1.00
1982-93	1593		1.6 L	4	LSD, LSE	Sierra 1600,E, G, Laser	81.28 3.200	1.60 2.00 4.00	335 T PM DI 126 RVT PC GI 056 FV CR 732 FV CR	2M4787 2M4787020 2M4787040	4	STD 0.50 1.00
1998-07	1753		1.8 L	4	BHDA, BHDB, C9DA, C9DB, C9DC, F9DA, F9DB, FFDA, KKDA SOHC	Focus TDCi Turbo Diesel	82.50 3.248	2.50 2.00 3.00	211 HKST CC DI 210 SCRPP TF PC DI 204 CF CR DI 881 2PCO	2D7104 2D710450	1	STD 0.50
1993-01	1753		1.8 L	4	RFA, RFB, RFL, RFD, RFK, RFM, RFN, RFS, RFU, RVA SOHC	Mondeo Turbo Diesel	82.50 3.248	2.50 2.00 3.00	238 FKST CR DI 218 TF PC DI 204 CF CR DI 881 2PCO	2C7133	1	STD
1988-01	1753		1.8 L	4	RTE, RTF, RTH, RTA, RTC, RTD, RTG, RTJ, RTK, D18 RT, RTB SOHC	Courier, Escort, Fiesta, Orion Diesel Eng	82.50 3.248	2.00 2.00 3.00	217 BF CR DI 218 TF PC DI 204 CF CR DI 881 2PCO	2C7538	1	STD
1957-64	1700		1.7 L	4		Combi Station Wagon Taurus 17M	84.00 3.307	2.00 3.00 5.00	032 BF PC GI 401 SCRPP PC GI 871 FV CR 732 FV CR 362 BF 3CR GI 401 SCRPP PC GI 871 FV CR 732 FV CR	5925 5925020 5925030 5925040 5925060 2C5925 2C5925010 2C5925020 2C5925030 2C5925040 2C5925060	4 4	STD 0.50 0.75 1.00 1.50 STD 0.25 0.50 0.75 1.00 1.50
1964-72	1998		2.0 L	6		Taurus	84.00 3.307	2.00 3.00 5.00	032 BF PC GI 401 SCRPP PC GI 871 FV CR 732 FV CR 362 BF 3CR GI 401 SCRPP PC GI 871 FV CR 732 FV CR	6137 6137020 6137030 6137040 6137060 2C6137 2C6137010 2C6137020 2C6137030 2C6137040 2C6137060	6 6	STD 0.50 0.75 1.00 1.50 STD 0.25 0.50 0.75 1.00 1.50
1998-On	1988	121	2.0 L	4	ZH20 Vin. Z, 3 DOHC	Mondeo	84.86 3.341	1.50 1.75 3.00	032 BF PC GI 126 RVT PC GI 054 FV CR 732 FV CR 327 BF PM GI 126 RVT PC GI 054 FV CR 732 FV CR	4887 4887010 4887020 4887030 4887040 2M4887 2M4887020 2M4887030 2M4887040	4 4	STD 0.25 0.50 0.75 1.00 STD 0.50 0.75 1.00
1995-00	1998		2.0 L	4		16 valve, Mondeo	84.86 3.341	1.20 1.75 3.00	398 BF CR S 126 RVT PC GI 054 FV CR 732 FV CR	2C4991 2C4991020 2C4991030 2C4991040	4	STD 0.50 0.75 1.00

YEAR	CC	CID	LITER	CYL	ENGINE	MODEL	BORE	GRV	RING TYPE	HAST SET	CYL SET	SIZE
												
FORD EUROPEAN (Listed by Cylinder Diameter)												
	1998		2.0 L	4		Mondeo	84.86 3.341	1.20 1.50 2.50	398 BF CR S 126 RVT PC GI 995 FV CR 732 FV CR	2C4992 2C4992020 2C4992030 2C4992040	4	STD 0.50 0.75 1.00
2006-15	1997		2.0 L	4	QXWA, QXWB, QXWC, TXDA, TXDB, UKWA	C MAX, Cuga, Escape, S-Max	85.00 3.346	2.50 2.00	273 FKST BF CC DI 126 RVT PC GI	2D7549 2D754925	4	STD 0.25 0.50
2007-On	2179		2.2 L	4	KNBA, KNBB, KNWA KNWB (Duratorq TDCI)	Mondeo, Galaxy Diesel Eng		2.00	248 CF CR 881 2PCO	2D754950		
2003-07	1997		2.0 L	4	G6DA, G6DB, G6DD	Turbo Diesel Duratorq	85.00 3.346	3.50 2.00 3.00	213 FKST CC DI 210 SCRPF TF PC DI 204 CF CR DI 881 2PCO	2D7176 2D717660	1	STD 0.60
1962-65				4	70PS	Taurus 17M TS, Corso	85.50 3.366	2.00 3.00 5.00	032 BF PC GI 401 SCRPF PC GI 860 FV CR 732 FV CR	6772	4	STD
1988-On	1998		2.0 L	4	DOHC	Scorpio, Sierra	86.00 3.386	1.60 1.75 3.00	102 T PC GI 126 RVT PC GI 997 FV CR 732 FV CR	4876	4	STD
									362 BF 3CR GI 126 RVT PC GI 997 FV CR 732 FV CR	2C4876 2C4876020 2C4876040	4	STD 0.50 1.00
2000-07	1998		2.0 L	4	ABFA, D3FA, D5BA, D6BA, F3FA, F1FA, FMBA, HJBA, HJBB, HJBC, N7BA DOHC	Mondeo III Turbo Diesel	86.00 3.386	2.50 2.00 3.00	211 HKST CC DI 210 SCRPF TF PC DI 204 CF CR DI 881 2PCO	2D7145	1	STD
2000-07	1998		2.0 L	4	ABFA, D3FA, D5BA, D6BA, F3FA, F1FA, FMBA, HJBA, HJBB, HJBC, N7BA DOHC	Mondeo III Turbo Diesel	86.00 3.386	2.00 2.00 3.00	212 TBF CC DI 210 SCRPF TF PC DI 204 CF CR DI 881 2PCO	2D7365	1	STD
2000-07	1998		2.0 L	4	ABFA, D3FA, D5BA, D6BA, F3FA, F1FA, FMBA, HJBA, HJBB, HJBC, N7BA DOHC	Mondeo III Turbo Diesel	86.00 3.386	2.00 2.00 2.00	212 TBF CC DI 210 SCRPF TF PC DI 248 CF CR 881 2PCO	2D7451 2D745150	1	STD 0.50
1984-88	1796		1.8 L	4		Granada 1800 GL/GHIA, Scorpio 1800 CL/GL/GHIA Sierra 1800 C/CL/L/GL/S	86.20 3.394	1.60 2.00 4.00	032 BF PC GI 401 SCRPF PC GI 056 FV CR 732 FV CR	4900	4	STD
									363 BF CR GI 401 SCRPF PC GI 056 FV CR 732 FV CR	2C4900 2C4900020	4	STD 0.50
1996-06	2295		2.3 L	4	E5FA, E5FC, Y5A, Y5B	Transit Box, Scorpio, Galaxy	89.60 3.528	1.60 1.50 2.50	337 BF PM DI 406 N PC DI 995 FV CR 732 FV CR	2M4085 2M408550	4	STD 0.50
1996-06	2402		2.4 L	4	D2FA/B/E, D4FA, DT24H DT24N, DT24P F4FA, FXFA DI DOHC	Turbo Diesel	89.90 3.539	2.50 2.00 3.00	211 HKST CC DI 229 TTF PC DI 204 CF CR DI 881 2PCO	2D7368 2D736850	1	STD 0.50
2000-07	2402		2.4 L	4	DOFA, H9FA, H9FB, JXFA, PHFA, PHFC TCI DOHC	Turbo Diesel	89.90 3.539	2.00 2.00 2.00	205 BF CR DI 234 SCRPF TF PC DI 248 CF CR 881 2PCO	2D7377 2D737750	1	STD 0.50
1993-98	2500		2.5 L	4	SCB, SCC, VM	Scorpio Turbo Diesel	92.00 3.622	2.50 2.00 4.00	225 FKST CR DI 210 SCRPF TF PC DI 204 CF CR DI 881 2PCO	2C7458	1	STD
2002-On	3984		4.0 L	6	ED, EF	Ford Falcon Australian w/2.5mm Oil Grv.	92.25 3.632	1.20 1.50 2.50	398 BF CR S 126 RVT PC GI 995 FV CR 732 FV CR	2C5114 2C5114020 2C5114030 2C5114040	6	STD 0.50 0.75 1.00

YEAR	CC	CID	LITER	CYL	ENGINE	MODEL	BORE	GRV	RING TYPE	HAST SET Set #	CYL SET	SIZE
FORD EUROPEAN (Listed by Cylinder Diameter)												
1994-On	3984		4.0 L	6	ED, EF	Ford Falcon Australian w/3.0mm Oil Grv.	92.25 3.632	1.20 1.50 3.00	398 BF CR S 126 RVT PC GI 997 FV CR 732 FV CR	2C4931 2C4931020 2C4931030 2C4931040	6	STD 0.50 0.75 1.00
1994-On	3984		4.0 L	6	ED, EF	Ford Falcon Australian w/1.5mm Top Grv.	92.25 3.632	1.50 1.50 3.00	032 BF PC GI 126 RVT PC GI 872 FV CR 005 FV CR 327 BF PM GI 126 RVT PC GI 872 FV CR 005 FV CR	4937 4937020 4937030 4937040 4937060 2M4937 2M4937020 2M4937030 2M4937040 2M4937060	6 6	STD 0.50 0.75 1.00 1.50 STD 0.50 0.75 1.00 1.50
FORD-INDUSTRIAL												
			1.1 L	4	VSG411		68.68 2.704	1.50 1.75 3.00	032 BF PC GI 126 RVT PC GI 054 FV CR 732 FV CR 363 BF CR GI 126 RVT PC GI 054 FV CR 732 FV CR	4856 4856020 4856040 2C4856 2C4856020 2C4856040	4 4	STD 0.50 1.00 STD 0.50 1.00
				4	VSG411		74.00 2.913	1.60 2.00 4.00	362 BF 3CR GI 401 SCR PC GI 058 FV CR 732 FV CR	2C4471 2C4471020 2C4471030 2C4471040	4	STD 0.50 0.75 1.00
			1.3 L	4	VSG413		73.93 2.911	1.50 1.75 3.00	032 BF PC GI 401 SCR PC GI 054 FV CR 732 FV CR 363 BF CR GI 401 SCR PC GI 054 FV CR 732 FV CR	4858 4858020 4858030 4858040 2C4858 2C4858010 2C4858020 2C4858030 2C4858040	4 4	STD 0.50 0.75 1.00 STD 0.25 0.50 0.75 1.00
	2196	134	2.2 L	4	E134, JE		3 7/16	3/32 3/32 3/16	362 BF 3CR GI 126 RVT PC GI 860 FV CR 732 FV CR	2C7501	4	STD
	1700 2000		1.7 L 2.0 L	4 4	104 GF-SAAB V/4		90.00 3.543	2.00 3.00 4.00	032 BF PC GI 126 RVT PC GI 860 FV CR 732 FV CR	4276	4	STD
	3655	223	3.7 L	6	JF, F223		3 5/8	3/32 3/32 3/16	032 BF PC GI 126 RVT PC GI 860 FV CR 732 FV CR	563 563020 563030	6	STD 0.50 0.75
	4458	272	4.5 L	8	J272, JH, JJ		3 5/8	3/32 3/32 3/16	032 BF PC GI 126 RVT PC GI 860 FV CR 732 FV CR 362 BF 3CR GI 126 RVT PC GI 860 FV CR 732 FV CR	564 564020 564030 2C564	8 8	STD 0.50 0.75 STD
	4294	262	4.3 L	6			3 23/32	5/64 3/32 3/16	362 BF 3CR GI 126 RVT PC GI 860 FV CR 732 FV CR	2C583 2C583030 2C583040	6	STD 0.75 1.00

YEAR	CC	CID	LITER	CYL	ENGINE	MODEL	BORE	GRV	RING TYPE	HAST SET Set #	CYL SET	SIZE
FORD-INDUSTRIAL												
	4786	292	4.8 L	8	K292		3 3/4	5/64 5/64 3/16	032 BF PC GI 126 RVT PC GI 860 FV CR 732 FV CR	568 568010 568020 568030 568040 568060 568080 568100	8	STD 0.25 0.50 0.75 1.00 1.50 2.00 2.50
				8	HD330		3 7/8	5/64 3/32 1/4	363 BF CR GI 126 RVT PC GI 860 FV CR 732 FV CR	2C568 2C568010 2C568020 2C568030 2C568040 2C568060	8	STD 0.25 0.50 0.75 1.00 1.50
				8	HD330		3 7/8	5/64 5/64 5/64 3/16	032 BF PC GI 126 RVT PC GI 126 RVT PC GI 860 FV CR 732 FV CR	6607 6607020 6607030 6607040 6607060	8	STD 0.50 0.75 1.00 1.50
				8	MD330		3 7/8	5/64 3/32 3/16	032 BF PC GI 126 RVT PC GI 860 FV CR 732 FV CR	591 591010 591020 591030 591040 591060 591080	8	STD 0.25 0.50 0.75 1.00 1.50 2.00
	2819	172	2.8 L	4	D172	3 Grv Piston	3.900	3/32 3/32 3/16	363 BF CR GI 126 RVT PC GI 860 FV CR 732 FV CR	2C591 2C591010 2C591020 2C591030 2C591040 2C591060 2C591080	8	STD 0.25 0.50 0.75 1.00 1.50 2.00
	2819	172	2.8 L	4	DD172	5 Grv Piston	3.900	3/32 3/32 3/32 3/16 3/16	363 BF CR GI 126 RVT PC GI 126 RVT PC GI 501 1PCO PC GI 825 2PCO 501 1PCO PC GI	2C7673 2C7999	4	STD

YEAR	CC	CID	LITER	CYL	ENGINE	MODEL	BORE	GRV	RING TYPE	HAST SET	CYL SET	SIZE
												
FORD-INDUSTRIAL												
	3934 4917	240 300	3.9 L 4.9 L	6 6	C5PF LD300, C5PG		4.000	5/64 5/64 3/16	032 BF PC GI 126 RVT PC GI 860 FV CR 732 FV CR 362 BF 3CR GI 126 RVT PC GI 860 FV CR 732 FV CR 397 BF PM S 126 RVT PC GI 860 FV CR 732 FV CR	592 592010 592020 592030 592040 592060 592080 2C592 2C592010 2C592020 2C592030 2C592040 2C592060 2C592080 2M592 2M592020 2M592030 2M592040 2M592060 2M592065 2M592080	6 6 6	STD 0.25 0.50 0.75 1.00 1.50 2.00 STD 0.25 0.50 0.75 1.00 1.50 2.00 STD 0.50 0.75 1.00 1.50 1.63 2.00
	5917 6408	361 391	5.9 L 6.4 L	8 8			4.050	5/64 3/32 1/4	362 BF 3CR GI 126 RVT PC GI 860 FV CR 732 FV CR 345 T PM GI 126 RVT PC GI 860 FV CR 732 FV CR	2C590 2C590020 2C590030 2M590 2M590020 2M590030	8 8	STD 0.50 0.75 STD 0.50 0.75
	5917 6408	361 391	5.9 L 6.4 L	8 8			4.050	5/64 5/64 5/64 3/16	032 BF PC GI 126 RVT PC GI 126 RVT PC GI 860 FV CR 732 FV CR 345 T PM GI 126 RVT PC GI 126 RVT PC GI 860 FV CR 732 FV CR	6601 6601020 6601030 6601040 6601060 2M6601 2M6601020 2M6601030 2M6601040 2M6601060	8 8	STD 0.50 0.75 1.00 1.50 STD 0.50 0.75 1.00 1.50
	2590 2868	158 175	2.6 L 2.9 L	3 3	158DF 175DF	Diesel Eng	4.200	3/32 3/32 3/32 3/16	362 BF 3CR GI 362 BF 3CR GI 126 RVT PC GI 565 CF CR GI 881 2PCO	2C7182	1	STD
	2590	158	2.6 L	3	158DF		4.200	3/32 3/32 3/16	362 BF 3CR GI 126 RVT PC GI 860 FV CR 732 FV CR	2C7181	3	STD
	4163 6228	254 380	4.2 L 6.2 L	4 6	254DF 380DF	Dorset Diesel Eng	4 7/32	3/32 3/32 3/32 3/16	362 BF 3CR GI 362 BF 3CR GI 126 RVT PC GI 553 CF CR GI 881 2PCO	2D7246 2D7246020	2	STD 0.50
	3294 6572	201 401	3.3 L 6.6 L	3 6	201DF 401DF, 401DFT	Turbo Diesel	4.400	3/32 3/32 3/32 3/16	362 BF 3CR GI 362 BF 3CR GI 126 RVT PC GI 565 CF CR GI 881 2PCO	2C7180	3	STD
	3294	201	3.3 L	3	201GF		4.400	3/32 3/32 3/16	362 BF 3CR GI 126 RVT PC GI 565 CF CR GI 881 2PCO	2C7183	3	STD
	4196	256	4.2 L	4	256DF	Diesel Eng	4.400	3/32 3/32 3/32 3/16	362 BF 3CR GI 362 BF 3CR GI 126 RVT PC GI 565 CF CR GI 881 2PCO	2C7210	4	STD

YEAR	CC	CID	LITER	CYL	ENGINE	MODEL	BORE	GRV	RING TYPE	HAST SET	CYL SET	SIZE
												
FORD-INDUSTRIAL												
	7818 8752	477 534	7.8 L 8.8 L	8 8	M477 N534		4 1/2	3/32 3/32 3/32 3/16	032 BF PC GI 126 RVT PC GI 126 RVT PC GI 860 FV CR 732 FV CR 363 BF CR GI 126 RVT PC GI 126 RVT PC GI 860 FV CR 732 FV CR	578 2C578 2C578020 2C578030 2C578040 2C578060 2C578080	8 8	STD STD 0.50 0.75 1.00 1.50 2.00
FORD - TRACTORS (Listed by Cylinder Diameter)												
				4		Allied Sleeve Kit #WSA261 M & W Sleeve Kit SP28, 30, 31, 32-5, 33-5, 34-5, 35-5 Repl. Piston 30 H.P. Permite Sleeve Kit CSA261 White Machine Sleeve Kit #G190CH, G216CH 2N, 8N, 9N Ford 4 Ring Piston w/5/32 oil Grv	3 3/16	3/32 3/32 5/32 5/32	362 BF 3CR GI 126 RVT PC GI 860 FV CR 732 FV CR 501 1PCO PC GI	2C523	4	STD
				4	Sleeved Eng.	2N, 2NAN, 8N, 8NAN, 9N, 9NAN For Sealed Power Piston #1630K, 1650K	3 3/16	3/32 3/32 5/32 5/32	362 BF 3CR GI 126 RVT PC GI 056 FV CR 732 FV CR 501 1PCO PC GI	2C7505	4	STD
				4	Sleeved Eng.	2N, 8N, 9N To S/N 42162	3 3/16	3/32 3/32 5/32	362 BF 3CR GI 126 RVT PC GI 860 FV CR 732 FV CR	2C825	4	STD
				4	Sleeved Eng.	2N, 8N, 9N Piston #8N6110 S/N 42162-on	3 3/16	3/32 3/32 3/16	362 BF 3CR GI 126 RVT PC GI 860 FV CR 732 FV CR	2C535	4	STD
				4	Sleeved Eng.	2N, 8N, 9N Also ava. in .083 4 Ring Piston	3 3/16	3/32 3/32 3/16 3/16	362 BF 3CR GI 126 RVT PC GI 860 FV CR 732 FV CR 501 1PCO PC GI	2C549 2C549100	4	STD 2.50
	2196	134	2.2 L	4	Sleeved Eng.	NAA, 501, 541, 600, 601, 700, 701, 2000, NAB, 600K Series EAE, EBD	3 7/16	3/32 3/32 3/16	362 BF 3CR GI 126 RVT PC GI 860 FV CR 732 FV CR	2C7501	4	STD
				4		600, 700 NAA Gas INCREASE BORE SLV KIT	3 1/2	3/32 3/32 3/16	362 BF 3CR GI 126 RVT PC GI 860 FV CR 732 FV CR	2C6189	4	STD
	2360	144	2.4 L	4		501, 601, 701, 2000, 3000 Diesel Eng	3 9/16	3/32 3/32 3/32 3/16	362 BF 3CR GI 126 RVT PC GI 126 RVT PC GI 501 1PCO PC GI 825 2PCO	2C7106 2C7106040	4	STD 1.00
	3819	233	3.8 L	6		6000 Gas Eng.	3 5/8	3/32 3/32 3/16	362 BF 3CR GI 126 RVT PC GI 860 FV CR 732 FV CR	2C7945	6	STD
	3966	242	4.0 L	6		6000 Diesel Eng	3 5/8	3/32 3/32 3/32 3/16	362 BF 3CR GI 126 RVT PC GI 126 RVT PC GI 501 1PCO PC GI 825 2PCO	2C7153	6	STD
	2819	172	2.8 L	4		801, 841, 901, 1801, 4000D Diesel Eng	3.900	3/32 3/32 3/32 3/16 3/16	363 BF CR GI 126 RVT PC GI 126 RVT PC GI 501 1PCO PC GI 825 2PCO 501 1PCO PC GI	2C7999	4	STD

YEAR	CC	CID	LITER	CYL	ENGINE	MODEL	BORE	GRV	RING TYPE	HAST SET	CYL SET	SIZE
FORD - TRACTORS (Listed by Cylinder Diameter)												
				4		800, 801, 900, 901, 1801, 4000 Gas Eng.	3.900	3/32 3/32 3/16	363 BF CR GI 126 RVT PC GI 860 FV CR 732 FV CR	2C7673	4	STD
				4	Sleeved Eng.	Gas 800, 801, 900, 901, 1801, 4000 Series EAF, EBE M & W Sleeve Kit INCREASE BORE SLV KIT	4.000	3/32 3/32 3/32 3/16	363 BF CR GI 126 RVT PC GI 126 RVT PC GI 860 FV CR 732 FV CR	2C7175	4	STD
				4		800, 900, 1800, 4000	4.000	5/64 3/32 3/16	362 BF 3CR GI 126 RVT PC GI 860 FV CR 732 FV CR	2C5689	4	STD
	2590	158	2.6 L	3	G Eng.	2000, 3000 Gas Eng.	4.200	3/32 3/32 3/16	362 BF 3CR GI 126 RVT PC GI 860 FV CR 732 FV CR	2C7181	3	STD
	2590 2868 3819	158 175 233	2.6 L 2.9 L 3.8 L	3 3 4	D Eng. D Eng. D Eng.	2000 3000 5000 Diesel Eng	4.200	3/32 3/32 3/32 3/16	362 BF 3CR GI 362 BF 3CR GI 126 RVT PC GI 565 CF CR GI 881 2PCO	2C7182	1	STD
	4196	256	4.2 L	4		7000 Series 4 ring Zolner#3225 Piston Diesel Eng	4.400	1/8 3/32 3/32 3/16	372 FKST CR DI 126 RVT PC GI 126 RVT PC GI 565 CF CR GI 881 2PCO	2C4728	4	STD
	3147 3294	192 201	3.1 L 3.3 L	3	D Eng.	4000 Gas Eng.	4.400	3/32 3/32 3/16	362 BF 3CR GI 126 RVT PC GI 565 CF CR GI 881 2PCO	2C7183	3	STD
	3294	201	3.3 L	3 6	D Eng.	4000 8000 Diesel Eng	4.400	3/32 3/32 3/32 3/16	362 BF 3CR GI 362 BF 3CR GI 126 RVT PC GI 565 CF CR GI 881 2PCO	2C7180	3	STD
				4		5000 Super Major Diesel	4.400	3/32 3/32 3/32 3/16	362 BF 3CR GI 362 BF 3CR GI 126 RVT PC GI 565 CF CR GI 881 2PCO	2C7210	4	STD
			6.6 L	6	401DT	8000, 9000 Series Zollner Piston #3225 Turbocharged 4 ring Piston	4.400	1/8 3/32 3/32 3/16	372 FKST CR DI 126 RVT PC GI 126 RVT PC GI 565 CF CR GI 881 2PCO	2C7012	6	STD
	6572 7785	401 475	6.6 L 7.8 L	6 8	DT Eng. DT Eng.	F4000 F4000 3 Ring Mahle Piston #1495	4.400	1/8 3/32 3/16	372 FKST CR DI 126 RVT PC GI 565 CF CR GI 881 2PCO	2C7021	2	STD
FORD-Performance												
	1599	98	1.6 L	4	75 H.P.	High Performance Ford Pinto	3 3/16	1/16 5/64 5/32	336 T PM DI 126 RVT PC GI 860 FV CR 732 FV CR	2M5545 2M5545005	4	STD 0.13
	2300	140	2.3 L	4			3.780	1/16 1/16 3/16	336 T PM DI 126 RVT PC GI 860 FV CR 732 FV CR	2M5527 2M5527020 2M5527030 2M5527035 2M5527040 2M5527045 2M5527060	4	STD 0.50 0.75 0.88 1.00 1.13 1.50
	4737 4950 5753 6556	289 302 351 400	4.7 L 4.9 L 5.8 L 6.6 L	8 8 8 8		Steel Moly top ring	4.000	0.043 0.043 3.00	395 T PM S 126 RVT PC GI 621 FV CR 005 FV CR	SM5587 SM5587030 SM5587035 SM5587040 SM5587045 SM5587060 SM5587065	8	STD 0.75 0.88 1.00 1.13 1.50 1.63

YEAR	CC	CID	LITER	CYL	ENGINE	MODEL	BORE	GRV	RING TYPE	HAST SET Set #	CYL SET	SIZE
FORD-Performance												
4737 4950 5753 6556	289 302 351 400	4.7 L 4.9 L 5.8 L 6.6 L	8 8 8 8			Steel Moly top ring w/napier 2nd ring	4.000	0.043 0.043 3.00	395 T PM S 406 N PC DI 621 FV CR 005 FV CR	SM8556 SM8556005 SM8556025 SM8556035 SM8556045 SM8556055 SM8556060 SM8556065 SM8556070	8	STD 0.13 0.63 0.88 1.13 1.38 1.50 1.63 1.75
4737 4950 5753	289 302 351	4.7 L 4.9 L 5.8 L	8 8 8			Steel Moly top ring	4.000	0.043 1/16 3/16	395 T PM S 126 RVT PC GI 622 FV CR 732 FV CR	SM8527 SM8527005 SM8527025 SM8527035 SM8527045 SM8527065 SM8527080	8	STD 0.13 0.63 0.88 1.13 1.63 2.00
4737 4950 5753 6556	289 302 351 400	4.7 L 4.9 L 5.8 L 6.6 L	8 8 8 8			Steel Moly top ring Low tension Oil Ring	4.000	0.043 1/16 3/16	395 T PM S 126 RVT PC GI 621 FV CR 732 FV CR	SM8537 SM8537035 SM8537045 SM8537065 SM8537080	8	STD 0.88 1.13 1.63 2.00
4737 4950 5753 6556	289 302 351 400	4.7 L 4.9 L 5.8 L 6.6 L	8 8 8 8			Ford, Mercury Low Tension Oil Ring	4.000	5/64 5/64 3/16	336 T PM DI 126 RVT PC GI 621 FV CR 732 FV CR	2M5504 2M5504030 2M5504040 2M5504045	8	STD 0.75 1.00 1.13
4737 4950 5753 6556	289 302 351 400	4.7 L 4.9 L 5.8 L 6.6 L	8 8 8 8			Ford, Mercury	4.000	5/64 5/64 3/16	336 T PM DI 126 RVT PC GI 622 FV CR 732 FV CR	2M5508 2M5508005 2M5508020 2M5508025 2M5508030 2M5508035 2M5508040 2M5508045 2M5508060 2M5508065	8	STD 0.13 0.50 0.63 0.75 0.88 1.00 1.13 1.50 1.63
4737 4950 5753	289 302 351	4.7 L 4.9 L 5.8 L	8 8 8			Ford, Mercury 1/8" Oil Rings Napier 2nd rings	4.000	1/16 1/16 1/8	336 T PM DI 406 N PC DI 622 FV CR 732 FV CR	2M8571 2M8571005 2M8571030 2M8571035 2M8571045 2M8571065	8	STD 0.13 0.75 0.88 1.13 1.63
4737 4950 5753	289 302 351	4.7 L 4.9 L 5.8 L	8 8 8			Ford, Mercury 1/8" Oil Rings	4.000	1/16 1/16 1/8	336 T PM DI 126 RVT PC GI 622 FV CR 732 FV CR	2M5521 2M5521005 2M5521010 2M5521020 2M5521025 2M5521030 2M5521035 2M5521040 2M5521045 2M5521060 2M5521065	8	STD 0.13 0.25 0.50 0.63 0.75 0.88 1.00 1.13 1.50 1.63
4737 4950 5753	289 302 351	4.7 L 4.9 L 5.8 L	8 8 8			Ford Napier 2nd ring	4.000	1/16 1/16 3/16	336 T PM DI 406 N PC DI 622 FV CR 732 FV CR	2M8542 2M8542005 2M8542030 2M8542035 2M8542040 2M8542045 2M8542060 2M8542065	8	STD 0.13 0.75 0.88 1.00 1.13 1.50 1.63

YEAR	CC	CID	LITER	CYL	ENGINE	MODEL	BORE	GRV	RING TYPE	HAST SET Set #	CYL SET	SIZE
FORD-Performance												
	4737 4950 5753	289 302 351	4.7 L 4.9 L 5.8 L	8 8 8		Ford, Mercury	4.000	1/16 1/16 3/16	336 T PM DI 126 RVT PC GI 622 FV CR 732 FV CR	2M5523 2M5523005 2M5523010 2M5523020 2M5523025 2M5523030 2M5523035 2M5523040 2M5523045 2M5523060 2M5523065 2M5523080	8	STD 0.13 0.25 0.50 0.63 0.75 0.88 1.00 1.13 1.50 1.63 2.00
	4737 4950 5753	289 302 351	4.7 L 4.9 L 5.8 L	8 8 8		Ford Low Tension Oil Ring	4.000	1/16 1/16 3/16	336 T PM DI 126 RVT PC GI 621 FV CR 732 FV CR	2M5505 2M5505030 2M5505035 2M5505040 2M5505045 2M5505060 2M5505065	8	STD 0.75 0.88 1.00 1.13 1.50 1.63
	4737 4950 5753	289 302 351	4.7 L 4.9 L 5.8 L	8 8 8		Ford Napier 2nd ring Low Tension Oil Ring	4.000	1/16 1/16 3/16	336 T PM DI 406 N PC DI 621 FV CR 732 FV CR	2M8543 2M8543030 2M8543035 2M8543040 2M8543045 2M8543060 2M8543065	8	STD 0.75 0.88 1.00 1.13 1.50 1.63
	4737 4950 5753	289 302 351	4.7 L 4.9 L 5.8 L	8 8 8		Ford, Mercury 3.0MM Oil Rings	4.000	1/16 1/16 3.00	336 T PM DI 126 RVT PC GI 621 FV CR 005 FV CR	2M5538 2M5538005 2M5538010 2M5538020 2M5538025 2M5538030 2M5538035 2M5538040 2M5538045 2M5538060 2M5538065 2M5538075 2M5538085	8	STD 0.13 0.25 0.50 0.63 0.75 0.88 1.00 1.13 1.50 1.63 1.88 2.13
	4950	302	4.9 L	8			101.60 4.000	1.50 1.50 4.00	336 T PM DI 126 RVT PC GI 622 FV CR 732 FV CR	2M5535 2M5535030	8	STD 0.75
1968-71	6392	390	6.4 L	8		Ford, Mercury	4.050	1/16 1/16 3/16	336 T PM DI 126 RVT PC GI 622 FV CR 732 FV CR	2M5525 2M5525030 2M5525035 2M5525060 2M5525065	8	STD 0.75 0.88 1.50 1.63
	4737 4950 5753 6556	289 302 351 400	4.7 L 4.9 L 5.8 L 6.6 L	8 8 8 8		Ford, Mercury	4.063	5/64 5/64 3/16	336 T PM DI 126 RVT PC GI 622 FV CR 732 FV CR	2M5511 2M5511035	8	STD 0.88
	4950 5753 6556	302 351 400	4.9 L 5.8 L 6.6 L	8 8 8		Ford, Mercury Napier 2nd ring w/1.5mm Comp w/3.0mm Oil	101.60 4.000	1.50 1.50 3.00	336 T PM DI 406 N PC DI 621 FV CR 732 FV CR	2M8521 2M8521005 2M8521035 2M8521045 2M8521065	8	STD 0.13 0.88 1.13 1.63
									397 BF PM S 406 N PC DI 621 FV CR 732 FV CR	SM8521 SM8521035 SM8521065	8	STD 0.88 1.63














YEAR	CC	CID	LITER	CYL	ENGINE	MODEL	BORE	GRV	RING TYPE	HAST SET Set #	CYL SET	SIZE
FORD-Performance												
	4950 5753 6556	302 351 400	4.9 L 5.8 L 6.6 L	8 8 8		Ford, Mercury w/ 1.5mm Comp w/ 3.0mm Oil	101.60 4.000	1.50 1.50 3.00	336 T PM DI 126 RVT PC GI 621 FV CR 732 FV CR	2M5540 2M5540005 2M5540025 2M5540030 2M5540035 2M5540040 2M5540045 2M5540060 2M5540065 2M5540085	8	STD 0.13 0.63 0.75 0.88 1.00 1.13 1.50 1.63 2.13
	6999	427	7.0 L	8		Ford Stroked KB piston w/ 3/16 oil Grv	4.233	1/16 1/16 3/16	336 T PM DI 126 RVT PC GI 622 FV CR 732 FV CR	2M5526 2M5526030	8	STD 0.75
	7539	460	7.5 L	8			4.360	1/16 1/16 3/16	336 T PM DI 126 RVT PC GI 860 FV CR 732 FV CR	2M5536 2M5536020 2M5536030 2M5536035 2M5536040 2M5536065 2M5536080 2M5536085	8	STD 0.50 0.75 0.88 1.00 1.63 2.00 2.13
FORD-Performance Claimer												
	4950	302	4.9 L	8		Claimer Ring Set w/ 4.00mm Oil Ring	101.60 4.000	1.50 1.50 4.00	102 T PC GI 126 RVT PC GI 622 FV CR 732 FV CR 339 T PM GI 126 RVT PC GI 622 FV CR 732 FV CR	C5530 CM5530 CM5530030	8 8	STD STD 0.75
	4737 4950 5753 6556	289 302 351 400	4.7 L 4.9 L 5.8 L 6.6 L	8 8 8 8		Claimer Ring Sets	101.60 4.000	1.50 1.50 3.00	102 T PC GI 126 RVT PC GI 621 FV CR 732 FV CR 339 T PM GI 126 RVT PC GI 621 FV CR 732 FV CR	C5540 CM5540 CM5540030	8 8	STD STD 0.75
	4737 4950 5753	289 302 351	4.7 L 4.9 L 5.8 L	8 8 8		Claimer Ring Sets 1/8" Oil Rings	4.000	1/16 1/16 1/8	339 T PM GI 126 RVT PC GI 622 FV CR 732 FV CR	CM5521 CM5521030 CM5521035 CM5521040 CM5521060	8	STD 0.75 0.88 1.00 1.50
	4737 4950 5753 6556	289 302 351 400	4.7 L 4.9 L 5.8 L 6.6 L	8 8 8 8		Claimer Ring Sets	4.000	5/64 5/64 3/16	102 T PC GI 126 RVT PC GI 860 FV CR 732 FV CR 339 T PM GI 126 RVT PC GI 860 FV CR 732 FV CR	C5531 CM5531 CM5531030	8 8	STD STD 0.75
	4737 4950 5753 6556	289 302 351 400	4.7 L 4.9 L 5.8 L 6.6 L	8 8 8 8		Claimer Ring Sets	4.000	1/16 1/16 3/16	102 T PC GI 126 RVT PC GI 860 FV CR 732 FV CR 339 T PM GI 126 RVT PC GI 860 FV CR 732 FV CR	C5532 C5532030 C5532040 C5532060 CM5532 CM5532020 CM5532030 CM5532035 CM5532040 CM5532060	8 8	STD 0.75 1.00 1.50 STD 0.50 0.75 0.88 1.00 1.50

YEAR	CC	CID	LITER	CYL	ENGINE	MODEL	BORE	GRV	RING TYPE	HAST SET	CYL SET	SIZE
												
GENERAL MOTORS- Cars												
2003-On	803	49	0.8 L	3	Kia Eng.	QQ	72.00 2.835	1.20 1.20 2.50	398 BF CR S 126 RVT PC GI 995 FV CR 732 FV CR	2C5189 2C5189010 2C5189020 2C5189030 2C5189040	3	STD 0.25 0.50 0.75 1.00
2002-On	1000	61	1.0 L	4	VHC	Corsa 16V, GMB 8V	71.08 2.798	1.20 1.50 2.00	398 BF CR S 126 RVT PC GI 989 FV CR 732 FV CR	2C5276 2C5276020 2C5276040	4	STD 0.50 1.00
	1000	61	1.0 L	4		Corsa 8V Fits Brazilian Mahle Piston	71.08 2.798	1.50 1.50 3.00	032 BF PC GI 126 RVT PC GI 054 FV CR 732 FV CR	4517	4	STD 0.50 1.00
									362 BF 3CR GI 126 RVT PC GI 054 FV CR 732 FV CR	2C4517 2C4517020 2C4517040	4	STD 0.50 1.00
1989-95	1000	61	1.0 L	3	Suzuki Eng.	GEO Metro 2 Ring Piston	74.00 2.913	1.20 2.80	398 BF CR S 859 FV CR 732 FV CR	2C4738 2C4738020 2C4738030 2C4738040	3	STD 0.50 0.75 1.00
1985-00	1000	61	1.0 L	3	Vin: 2,6 Suzuki Eng. Incl. Turbo	Sprint	74.00 2.913	1.20 1.50 2.80	398 BF CR S 435 SCRPP PC GI 859 FV CR 732 FV CR	2C4208 2C4208010 2C4208020 2C4208030 2C4208040 2C4208060	3	STD 0.25 0.50 0.75 1.00 1.50
									322 BF GN SS 126 RVT PC GI 859 FV CR 732 FV CR	2N4208	3	STD
2009-On	1206	74	1.2 L	4	B12D	N200 N300	69.70 2.744	1.20 1.20 2.00	398 BF CR S 126 RVT PC GI 934 FV CR 005 FV CR	2C4597 2C4597010 2C4597020 2C4597030	4	STD 0.25 0.50 0.75
1998-01	1295	79	1.3 L	4	G13KS Suzuki Eng.	GEO Metro	74.00 2.913	1.20 1.20 2.50	398 BF CR S 126 RVT PC GI 995 FV CR 732 FV CR	2C4944 2C4944010 2C4944020 2C4944030 2C4944040	4	STD 0.25 0.50 0.75 1.00
1990-97	1295	79	1.3 L	4	Vin: 9 Suzuki Eng.	GEO	74.00 2.913	1.20 1.50 2.80	398 BF CR S 435 SCRPP PC GI 859 FV CR 732 FV CR	2C4258 2C4258010 2C4258020 2C4258030 2C4258040 2C4258060	4	STD 0.25 0.50 0.75 1.00 1.50
2001-16	1364	83	1.4 L	4	LUJ LUV Vin:9 ,B, C	L4 Turbo	72.50 2.854	1.20 1.20 2.00	398 BF CR S 126 RVT PC GI 990 FV CR 732 FV CR	2C5252 2C5252020 2C5252030 2C5252040	4	STD 0.50 0.75 1.00
2012-16	1398	85	1.4 L	4	LUJ, LUV, VVT	L4 Ecotec, Onix Brazil Turbo	77.58 3.055	1.00 1.00 2.00	398 BF CR S 123 RVT PC DI 993 FV CR 005 FV CR	2C4354 2C435450	4	STD 1.25
2012-15	1399	85	1.4 L	4	NID 102 H.P mfg: GM Shanghai	Sail 16V	73.80 2.906	1.20 1.20 2.00	398 BF CR S 126 RVT PC GI 990 FV CR 732 FV CR	2C4874 2C4874010	4	STD 0.25
	1399	85	1.4 L	4	DOHC	Lova, Twin-Tec	77.90 3.067	1.20 1.50 2.50	398 BF CR S 126 RVT PC GI 995 FV CR 732 FV CR	2C4569 2C4569020	4	STD 0.50

YEAR	CC	CID	LITER	CYL	ENGINE	MODEL	BORE	GRV	RING TYPE	HAST SET	CYL SET	SIZE
												
GENERAL MOTORS- Cars												
1976-77	1400	85	1.4 L	4		Chevette	82.00 3.228	2.00 2.00 4.00	032 BF PC GI 126 RVT PC GI 056 FV CR 732 FV CR 362 BF 3CR GI 126 RVT PC GI 056 FV CR 732 FV CR	4294 4294020 4294030 4294040 4294060 2C4294 2C4294010 2C4294020 2C4294030 2C4294040 2C4294060	4 4	STD 0.50 0.75 1.00 1.50 STD 0.25 0.50 0.75 1.00 1.50
2006-11	1400	85	1.4 L	4	F14D4 Made In Korea	Aveo, Cruz, Lanos	77.90 3.067	1.20 1.20 2.00	398 BF CR S 126 RVT PC GI 993 FV CR 005 FV CR	2C4115	4	STD
				4	10.82 Model Gas & Alch.	Chevette (Brazilian) Fit Brazilian Mahle Piston	82.00 3.228	1.50 1.75 4.00	032 BF PC GI 126 RVT PC GI 058 FV CR 732 FV CR 327 BF PM GI 126 RVT PC GI 058 FV CR 732 FV CR	4802 4802020 4802030 4802040 2M4802 2M4802020 2M4802030 2M4802040	4 4	STD 0.50 0.75 1.00 STD 0.50 0.75 1.00
1973-82	1400	85	1.4 L	4		Chevette Fit Brazilian Mahle Piston	82.00 3.228	2.00 2.00 4.00	363 BF CR GI 126 RVT PC GI 056 FV CR 732 FV CR	2C4826 2C4826020 2C4826030 2C4826040 2C4826060	4	STD 0.50 0.75 1.00 1.50
2004-06	1500	92	1.5 L	4		Aveo	76.50 3.012	1.50 1.50 2.00	362 BF 3CR GI 126 RVT PC GI 993 FV CR 005 FV CR	2C4175 2C4175010 2C4175020 2C4175030	4	STD 0.25 0.50 0.75
1987-89	1500	92	1.5 L	4	Isuzu Eng.	GEO, Spectrum Incl. Turbo	77.00 3.031	1.20 1.20 2.80	398 BF CR S 126 RVT PC GI 861 FV CR 732 FV CR	2C4646 2C4646020 2C4646030 2C4646040	4	STD 0.50 0.75 1.00
1985-89	1500	92	1.5 L	4	Isuzu Eng.	GEO, Spectrum Incl. Turbo 2 Ring Piston	77.00 3.031	1.50 1.50 2.80	032 BF PC GI 861 FV CR 732 FV CR 335 T PM DI 861 FV CR 732 FV CR	4241 4241020 4241030 4241040 2M4241 2M4241020 2M4241030 2M4241040	4 4	STD 0.50 0.75 1.00 STD 0.50 0.75 1.00
1997-02	1590	97	1.6 L	4	G16S, G16KV Vin: 6 Suzuki Eng.	Esteem, GEO	75.00 2.953	1.20 1.20 2.50	398 BF CR S 126 RVT PC GI 995 FV CR 732 FV CR	2C4901 2C4901010 2C4901020 2C4901030 2C4901040	4	STD 0.25 0.50 0.75 1.00
1989-00	1587	97	1.6 L	4	G16, G16K, G16KV Vin: U Suzuki Eng.	GEO, Tracker	75.00 2.953	1.20 1.50 2.80	398 BF CR S 435 SCRPP PC GI 859 FV CR 732 FV CR	2C4640 2C4640010 2C4640020 2C4640030 2C4640040 2C4640060	4	STD 0.25 0.50 0.75 1.00 1.50
1990-95	1588	97	1.6 L	4	4XE1 DOHC/SOHC Isuzu Eng.	GEO Storm	80.00 3.150	1.20 1.20 3.00	398 BF CR S 126 RVT PC GI 054 FV CR 732 FV CR	2C4647 2C4647020 2C4647030 2C4647040	4	STD 0.50 0.75 1.00
2014-16	1598	97	1.6 L	4	LXV, LXT VIN: E DOHC	L 4 ,16 Valves	79.00 3.110	1.20 1.20 2.00	398 BF CR S 126 RVT PC GI 990 FV CR 005 FV CR	2C4356 2C435650	4	STD 1.25

YEAR	CC	CID	LITER	CYL	ENGINE	MODEL	BORE	GRV	RING TYPE	HAST SET Set #	CYL SET	SIZE
GENERAL MOTORS- Cars												
1983-89	1598	97	1.6 L	4	Toyota Eng.	Nova	81.00 3.189	1.50 1.50 2.80	032 BF PC GI 126 RVT PC GI 861 FV CR 732 FV CR 362 BF 3CR GI 126 RVT PC GI 861 FV CR 732 FV CR 327 BF PM GI 126 RVT PC GI 861 FV CR 732 FV CR	6180 6180010 6180020 6180030 6180040 6180060 2C6180 2C6180010 2C6180020 2C6180030 2C6180040 2M6180 2M6180010 2M6180020 2M6180030 2M6180040	4 4 4	STD 0.25 0.50 0.75 1.00 1.50 STD 0.25 0.50 0.75 1.00 STD 0.25 0.50 0.75 1.00
1984-87	1598	97	1.6 L	4		Chevrolet, Pontiac Shallow Oil Ring Grv.	82.00 3.228	1.50 1.50 4.00	032 BF PC GI 126 RVT PC GI 872 FV CR 732 FV CR 327 BF PM GI 126 RVT PC GI 872 FV CR 732 FV CR	4218 4218010 4218020 4218030 4218040 2M4218 2M4218020 2M4218030 2M4218040	4 4	STD 0.25 0.50 0.75 1.00 STD 0.50 0.75 1.00
1976-83	1598	97	1.6 L	4		Chevette 3.228 Deep Oil ring Grv.	82.00 3.228	1.50 1.50 4.00	032 BF PC GI 126 RVT PC GI 056 FV CR 732 FV CR 362 BF 3CR GI 126 RVT PC GI 056 FV CR 732 FV CR	4393 4393010 4393020 4393030 4393040 4393060 2C4393 2C4393010 2C4393020 2C4393030 2C4393040 2C4393060	4 4	STD 0.25 0.50 0.75 1.00 1.50 STD 0.25 0.50 0.75 1.00 1.50
1987-On	1598	97	1.6 L	4	Gas/Alch.	Chevette Fits Brazilian Mahle Piston	82.00 3.228	1.50 1.50 3.00	032 BF PC GI 126 RVT PC GI 054 FV CR 732 FV CR 363 BF CR GI 126 RVT PC GI 054 FV CR 732 FV CR	4801 2C4801 2C4801020 2C4801040	4 4	STD STD 0.50 1.00
1993-97 1996-97	1598 1803	98 110	1.6 L 1.8 L	4 4	Vin: 6 Vin: 8 Toyota Eng.	GEO GEO	81.00 3.189	1.20 1.50 3.00	398 BF CR S 126 RVT PC GI 054 FV CR 732 FV CR 322 BF GN SS 126 RVT PC GI 987 FV GN SS 714 GN SS	2C4733 2C4733010 2C4733020 2C4733030 2C4733040 2N4733 2N473325 2N473350 2N473375	4 4	STD 0.25 0.50 0.75 1.00 STD 0.25 0.50 0.75
1990-92 1993-97	1598 1770	98 108	1.6 L 1.8 L	4 4	Vin: 5 Toyota Eng.	GEO GEO	81.00 3.189	1.20 1.50 2.80	398 BF CR S 126 RVT PC GI 861 FV CR 732 FV CR	2C4684 2C4684010 2C4684020 2C4684030 2C4684040	4	STD 0.25 0.50 0.75 1.00

YEAR	CC	CID	LITER	CYL	ENGINE	MODEL	BORE	GRV	RING TYPE	HAST SET	CYL SET	SIZE
GENERAL MOTORS- Cars												
1989-93	1598	98	1.6 L	4	4AGLE VIN 6 Toyota Eng.	GEO	81.00 3.189	1.50 1.50 3.00	032 BF PC GI 126 RVT PC GI 054 FV CR 732 FV CR 335 T PM DI 126 RVT PC GI 054 FV CR 732 FV CR 322 BF GN SS 126 RVT PC GI 987 FV GN SS 714 GN SS	4683 4683020 4683030 4683040 2M4683 2M4683010 2M4683020 2M4683030 2M4683040 2N4683 2N468325 2N468350 2N468375	4 4 4	STD 0.50 0.75 1.00 STD 0.25 0.50 0.75 1.00 STD 0.25 0.50 0.75
	1598	98	1.6 L	4	DOHC Made in China	Buick, Excelle w/3.0mm oil grv.	79.00 3.110	1.20 1.50 3.00	398 BF CR S 126 RVT PC GI 054 FV CR 732 FV CR	2C5301 2C5301010 2C5301030 2C5301040	4	STD 0.25 0.75 1.00
1997-On	1598	98	1.6 L	4	Opel Eng.	Coras w/2.5mm oil grv.	79.00 3.110	1.20 1.50 2.50	398 BF CR S 126 RVT PC GI 995 FV CR 732 FV CR	2C4621 2C4621020 2C4621040	4	STD 0.50 1.00
1988-11	1598	98	1.6 L	4	L91 Vin: 6 SOHC Pontiac - Korean Eng.	Aveo, Optra LS	79.00 3.110	1.20 1.50 3.00	398 BF CR S 126 RVT PC GI 872 FV CR 732 FV CR	2C4602 2C4602010 2C4602020 2C4602030 2C4602040 2C4602060	4	STD 0.25 0.50 0.75 1.00 1.50
2009-13	1598	98	1.6 L	4	LXV, VCT Vin: E, G DOHC	Aveo, G3	79.00 3.110	1.20 1.20 2.00	398 BF CR S 126 RVT PC GI 934 FV CR 005 FV CR	2C4199 2C4199020 2C4199030	4	STD 0.50 0.75
1998-08	1794	110	1.8 L	4	1ZZ-FE Vin: 8,L Toyota Eng.	Prizm, Pontiac Vibe	79.00 3.110	1.20 1.20 3.00	398 BF CR S 126 RVT PC GI 996 FV CR 732 FV CR	2C4947 2C4947010 2C4947020 2C4947030 2C4947040 2C4947060	4	STD 0.25 0.50 0.75 1.00 1.50
2004-06	1796	110	1.8 L	4	2ZZ-GE Toyota Eng.	Vibe GT	82.00 3.228	1.20 1.20 3.00	398 BF CR S 126 RVT PC GI 997 FV CR 732 FV CR	2C5087 2C5087020 2C5087030 2C5087040	4	STD 0.50 0.75 1.00
	1798	110	1.8 L	4	DOHC Twin-Tec Made in China	Buick, Excelle	81.60 3.212	1.20 1.50 3.00	398 BF CR S 126 RVT PC GI 054 FV CR 732 FV CR	2C4551 2C4551020 2C4551030 2C4551040	4	STD 0.50 0.75 1.00
2004-05	1798	110	1.8 L	4	L79	Optra LS, MPFI	81.60 3.212	1.50 1.50 3.00	363 BF CR GI 401 SCRIP PC GI 054 FV CR 732 FV CR	2C5245 2C5245020 2C5245030 2C5245040	4	STD 0.50 0.75 1.00
1986-91	1798	110	1.8 L	4	Made in Brazil	Monza	84.78 3.338	1.50 1.50 3.00	032 BF PC GI 126 RVT PC GI 054 FV CR 732 FV CR 362 BF 3CR GI 126 RVT PC GI 054 FV CR 732 FV CR	4635 4635010 4635020 4635030 4635040 2C4635 2C4635020 2C4635030 2C4635040	4 4	STD 0.25 0.50 0.75 1.00 STD 0.50 0.75 1.00
2002-15	1798	110	1.8 L	4	X18XE1 Vin:H DOHC Opel Eng.	Astra, Corsa, Cruze Fit Brazilian Mahle Piston	80.50 3.169	1.20 1.20 2.00	398 BF CR S 126 RVT PC GI 993 FV CR 005 FV CR	2C5185 2C5185010 2C5185010 2C5185020 2C5185030 2C5185040	4	STD 0.25 0.25 0.50 0.75 1.00

YEAR	CC	CID	LITER	CYL	ENGINE	MODEL	BORE	GRV	RING TYPE	HAST SET	CYL SET	SIZE
												
GENERAL MOTORS- Cars												
2009-10	1798	110	1.8 L	4	2ZRFE DOHC Toyota Eng.	Vibe 1.5 mm Oil Grv.	80.50 3.169	1.00 1.00 1.50	398 BF CR S 123 RVT PC DI 981 FV CR 005 FV CR	2C4113 2C4113020 2C4113030 2C4113040	4	STD 0.50 0.75 1.00
1982-86	1798	110	1.8 L	4		Ascona, Kadett GSi, Monza, Omege, Rekord Fit Brazilian Mahle Piston	84.78 3.338	1.50 1.75 4.00	032 BF PC GI 126 RVT PC GI 058 FV CR 732 FV CR 327 BF PM GI 126 RVT PC GI 058 FV CR 732 FV CR	4848 4848020 2M4848 2M4848020 2M4848040	4	STD 0.50 STD 0.50 1.00
1987-On	1798	110	1.8 L	4		Monza, Omega Fit Brazilian Mahle Piston	84.78 3.338	1.50 1.50 3.00	363 BF CR GI 126 RVT PC GI 054 FV CR 732 FV CR	2C4834 2C4834020 2C4834040	4	STD 0.50 1.00
1976-84	1820	111	1.8 L	4	G180Z, LUV Isuzu Eng.		84.00 3.307	2.00 2.00 4.00	032 BF PC GI 126 RVT PC GI 058 FV CR 732 FV CR 362 BF 3CR GI 126 RVT PC GI 058 FV CR 732 FV CR	4247 4247020 4247030 4247040 4247060 2C4247 2C4247010 2C4247020 2C4247030 2C4247040 2C4247060	4	STD 0.50 0.75 1.00 1.50 STD 0.25 0.50 0.75 1.00 1.50
1983-85 1984-86	1835 2000	112 122	1.8 L 2.0 L	4 4		Chevrolet Chevrolet Shallow Oil Ring Grv.	89.00 3.504	1.50 1.50 4.75	032 BF PC GI 126 RVT PC GI 872 FV CR 732 FV CR 397 BF PM S 126 RVT PC GI 872 FV CR 732 FV CR	6169 6169020 6169030 6169040 6169060 2M6169 2M6169020 2M6169030 2M6169040 2M6169060	4	STD 0.50 0.75 1.00 1.50 STD 0.50 0.75 1.00 1.50
1982-86	1835	112	1.8 L	4	Vin: O incl. Turbo Made in Brazil	Oldsmobile, Pontiac	84.80 3.338	1.50 1.75 4.00	032 BF PC GI 126 RVT PC GI 056 FV CR 732 FV CR 362 BF 3CR GI 126 RVT PC GI 056 FV CR 732 FV CR 327 BF PM GI 126 RVT PC GI 056 FV CR 732 FV CR	6193 6193020 6193030 6193040 6193060 2C6193 2C6193010 2C6193020 2C6193030 2C6193040 2C6193060 2M6193 2M6193020 2M6193030 2M6193040	4	STD 0.50 0.75 1.00 1.50 STD 0.25 0.50 0.75 1.00 1.50 STD 0.50 0.75 1.00
1981-82	1835	112	1.8 L	4		Chevrolet, Pontiac Shallow Oil Ring Grv.	89.00 3.504	1.50 2.00 4.75	032 BF PC GI 126 RVT PC GI 872 FV CR 732 FV CR 397 BF PM S 126 RVT PC GI 872 FV CR 732 FV CR	5650 5650020 5650030 5650040 5650060 2M5650 2M5650020 2M5650030 2M5650040 2M5650060	4	STD 0.50 0.75 1.00 1.50 STD 0.50 0.75 1.00 1.50














YEAR	CC	CID	LITER	CYL	ENGINE	MODEL	BORE	GRV	RING TYPE	HAST SET	CYL SET	SIZE
	CC	CID	LITER							Set #		
GENERAL MOTORS- Cars												
1982-84 1982-84	1835 2000	112 122	1.8 L 2.0 L	4 4		Buick, Chev., Pont. Buick, Chev., Pont. Deep Oil Ring Grv.	89.00 3.504	1.50 2.00 4.75	032 BF PC GI 126 RVT PC GI 860 FV CR 732 FV CR 397 BF PM S 126 RVT PC GI 860 FV CR 732 FV CR	4408 4408020 4408030 4408040 2M4408 2M4408020 2M4408030 2M4408040	4 4	STD 0.50 0.75 1.00 STD 0.50 0.75 1.00
1999-02	1900	116	1.9 L	4	Vin: 7,8	Saturn SC, SL, SW Series	82.00 3.228	1.20 1.50 2.50	398 BF CR S 126 RVT PC GI 995 FV CR 732 FV CR	2C4984 2C4984004 2C4984016 2C4984020 2C4984030 2C4984040	4	STD 0.10 0.40 0.50 0.75 1.00
1995-98	1900	116	1.9 L	4	Vin: 7,8	Saturn	82.00 3.228	1.20 1.50 3.00	398 BF CR S 126 RVT PC GI 054 FV CR 732 FV CR	2C4891 2C4891016 2C4891020 2C4891030 2C4891040	4	STD 0.40 0.50 0.75 1.00
1991-94	1900	116	1.9 L	4		Saturn	82.00 3.228	1.50 1.50 3.00	032 BF PC GI 126 RVT PC GI 054 FV CR 732 FV CR 327 BF PM GI 126 RVT PC GI 054 FV CR 732 FV CR	4745 4745020 4745030 4745040 2M4745 2M4745020 2M4745030 2M4745040	4 4	STD 0.50 0.75 1.00 STD 0.50 0.75 1.00
1971-72	1900	120	1.9 L	4	OHC	Firenza	3 3/4	5/64 5/64 3/16	032 BF PC GI 126 RVT PC GI 860 FV CR 732 FV CR 362 BF 3CR GI 126 RVT PC GI 860 FV CR 732 FV CR	6873 6873010 6873020 6873030 2C6873	4 4	STD 0.25 0.50 0.75 STD
1975-79	1900	120	1.9 L	4		Export	90.00 3.543	2.00 2.00 4.50	032 BF PC GI 126 RVT PC GI 860 FV CR 732 FV CR	4171 4171020	4	STD 0.50
2005-11	1991		2.0 L	4	Z 20DM, Z20 DHM, Z20S, Z 20S1	Captiva, Cruze, Epica, Nubira	83.00 3.268	2.00 2.00 3.00	227 FKST CR DI 123 RVT PC DI 203 CF GN SS 881 2PCO	2D7810 2D781050	4	STD 0.50
2008-14 2006-15	1999 2196	122 134	2.0 L 2.2 L	4 4	ATS, CTS Vin: B, H	Cobalt, HHR Malibu, Regal, Soltice, Sky w/2.0mm oil grv. GAS, FLEX	86.00 3.386	1.20 1.50 2.00	398 BF CR S 126 RVT PC GI 993 FV CR 005 FV CR	2C4179 2C4179020 2C4179030	4	STD 0.50 0.75
2007-On 2000-04	1998 2198		2.0 L 2.2 L	4 4	Z 20 LER Z 22 SE	Cadillac BLS 2.0 Chevrolet Astra, Vectra	86.00 3.307	1.20 1.50 2.50	322 BF GN SS 406 N PC DI 987 FV GN SS 714 GN SS	2N4189 2N418925 2N418950	4	STD 0.25 0.50
1987-95 2004-05	1982 1999	121 122	2.0 L 2.0 L	4 4	Vin: K,M L34, LS DOHC incl. Turbo	Chevrolet, Pontiac Fit Brazilian Mahle Piston	86.00 3.386	1.50 1.50 3.00	032 BF PC GI 126 RVT PC GI 872 FV CR 732 FV CR 397 BF PM S 126 RVT PC GI 872 FV CR 732 FV CR	4601 4601020 4601030 4601040 4601060 2M4601 2M4601010 2M4601020 2M4601030 2M4601040 2M4601060	4 4	STD 0.50 0.75 1.00 1.50 STD 0.25 0.50 0.75 1.00 1.50














YEAR	CC	CID	LITER	CYL	ENGINE	MODEL	BORE	GRV	RING TYPE	HAST SET	CYL SET	SIZE
GENERAL MOTORS- Cars												
2004-07 2000-08	1999 2196	122 134	2.0 L 2.2 L	4 4	Vin:P L61 Vin: A,D,F,J,N,Z DOHC	Supercharger Cobalt, Ion Ecotec, Chev, Pontiac, Saturn	86.00 3.386	1.20 1.50 2.50	398 BF CR S 126 RVT PC GI 995 FV CR 732 FV CR 322 BF GN SS 435 SCR P PC GI 995 FV CR 732 FV CR	2C5130 2C5130010 2C5130020 2C5130030 2C5130040 2N5130 2N513050	4 4	STD 0.25 0.50 0.75 1.00 STD 0.50
1987-89 1987-05	1999 2196	122 134	2.0 L 2.2 L	4 4	Vin : 1 Vin: 1, 4, 5, 6	Buick, Cad., Chevrolet, Pontiac Shallow Oil Ring Grv.	89.00 3.504	1.50 1.50 3.00	397 BF PM S 126 RVT PC GI 872 FV CR 005 FV CR	2M6209 2M6209020 2M6209030 2M6209040 2M6209060	4	STD 0.50 0.75 1.00 1.50
1975-77 1971-76	1999 2294	122 140	2.0 L 2.3 L	4 4		Chev., Pont., Vega Chev., Pont., Vega	3 1/2	5/64 5/64 3/16	032 BF PC GI 401 SCR P PC GI 860 FV CR 732 FV CR 327 BF PM GI 401 SCR P PC GI 860 FV CR 732 FV CR	6810 6810030 2M6810 2M6810030	4 4	STD 0.75 STD 0.75
1960	2294	140	2.3 L	6		Chevrolet Corvair	3 3/8	5/64 5/64 3/16	032 BF PC GI 126 RVT PC GI 860 FV CR 732 FV CR 362 BF 3CR GI 126 RVT PC GI 860 FV CR 732 FV CR	662 2C662	6 6	STD STD
1987-95	2294	140	2.3 L	4	Vin: A,D,3	Quad 4, Buick, Olds, Pontiac Shallow Oil Ring Grv.	92.00 3.622	1.50 1.50 3.00	032 BF PC GI 126 RVT PC GI 054 FV CR 005 FV CR 335 T PM DI 126 RVT PC GI 054 FV CR 005 FV CR	4468 4468010 4468020 4468030 4468040 2M4468 2M4468010 2M4468020 2M4468030 2M4468040 2M4468060	4 4	STD 0.25 0.50 0.75 1.00 STD 0.25 0.50 0.75 1.00 1.50
1961-63	2376	145	2.4 L	6		Chevrolet Corvair	3 7/16	5/64 5/64 3/16	032 BF PC GI 126 RVT PC GI 860 FV CR 732 FV CR 362 BF 3CR GI 126 RVT PC GI 860 FV CR 732 FV CR	663 663030 2C663 2C663030	6 6	STD 0.75 STD 0.75
2009-15 2014-16	2376 2457	145 150	2.4 L 2.5 L	4 4	Vin: B, W LKW DOHC	16V Captive, HHR, Malibu Impala ECOTEC w/2.0mm oil grv	88.00 3.464	1.20 1.50 2.00	398 BF CR S 126 RVT PC GI 993 FV CR 005 FV CR	2C4564 2C4564010 2C4564020 2C4564030	4	STD 0.25 0.50 0.75
2006-09	2376	145	2.4 L	4	Vin: B,P,5 DOHC	Cobalt, HHR w/2.5mm oil grv.	88.00 3.464	1.20 1.50 2.50	398 BF CR S 126 RVT PC GI 995 FV CR 732 FV CR	2C5228 2C5228020 2C5228030 2C5228040	4	STD 0.50 0.75 1.00

YEAR	CC	CID	LITER	CYL	ENGINE	MODEL	BORE	GRV	RING TYPE	HAST SET Set #	CYL SET	SIZE
GENERAL MOTORS- Cars												
1996-02	2393	146	2.4 L	4	Vin: T		90.00 3.543	1.20 1.50 3.00	398 BF CR S 126 RVT PC GI 872 FV CR 732 FV CR 397 BF PM S 126 RVT PC GI 872 FV CR 732 FV CR	2C4898 2C4898010 2C4898020 2C4898030 2C4898040 2M4898 2M4898010 2M4898020 2M4898030 2M4898040	4 4	STD 0.25 0.50 0.75 1.00 STD 0.25 0.50 0.75 1.00
2004-08	2393	146	2.4 L	4	146C.I.D SOHC	16V L4 Astra Export	87.50 3.445	1.20 1.50 2.50	398 BF CR S 126 RVT PC GI 995 FV CR 732 FV CR	2C4174 2C4174020 2C4174030 2C4174040	4	STD 0.50 0.75 1.00
1982-93	2474	151	2.5 L	4		Buick, Chevrolet Shallow Oil Ring Grv.	4.000	1/16 5/64 3/16	032 BF PC GI 126 RVT PC GI 872 FV CR 732 FV CR 362 BF 3CR GI 126 RVT PC GI 872 FV CR 732 FV CR 327 BF PM GI 126 RVT PC GI 872 FV CR 732 FV CR	5663 5663020 5663030 5663040 5663060 2C5663 2C5663020 2C5663030 2C5663040 2C5663060 2M5663 2M5663020 2M5663030 2M5663040 2M5663060	4 4 4	STD 0.50 0.75 1.00 1.50 STD 0.50 0.75 1.00 1.50 STD 0.50 0.75 1.00 1.50
1982-93	2474	151	2.5 L	4		Chevrolet, Buick, Oldsmobile, Pontiac Deep Oil Grv.	4.000	1/16 5/64 3/16	032 BF PC GI 126 RVT PC GI 860 FV CR 732 FV CR 362 BF 3CR GI 126 RVT PC GI 860 FV CR 732 FV CR 327 BF PM GI 126 RVT PC GI 860 FV CR 732 FV CR	4366 4366020 4366030 4366040 4366060 2C4366 2C4366020 2C4366030 2C4366040 2C4366060 2M4366 2M4366020 2M4366030 2M4366040 2M4366060	4 4 4	STD 0.50 0.75 1.00 1.50 STD 0.50 0.75 1.00 1.50 STD 0.50 0.75 1.00 1.50
1981	2474	151	2.5 L	4		Chevrolet, Pontiac Fit Brazilian Mahle Piston Shallow Oil Ring Grv.	4.000	5/64 5/64 3/16	032 BF PC GI 126 RVT PC GI 872 FV CR 732 FV CR 362 BF 3CR GI 126 RVT PC GI 872 FV CR 732 FV CR 397 BF PM S 126 RVT PC GI 872 FV CR 732 FV CR	5630 5630020 5630030 5630040 2C5630 2C5630020 2C5630030 2C5630040 2C5630060 2M5630 2M5630020 2M5630030 2M5630040	4 4 4	STD 0.50 0.75 1.00 STD 0.50 0.75 1.00 1.50 STD 0.50 0.75 1.00

YEAR	CC	CID	LITER	CYL	ENGINE	MODEL	BORE	GRV	RING TYPE	HAST SET Set #	CYL SET	SIZE
GENERAL MOTORS- Cars												
1978-80	2474	151	2.5 L	4		Buick, Chevrolet	4.000	5/64 5/64 3/16	032 BF PC GI 126 RVT PC GI 860 FV CR 732 FV CR 362 BF 3CR GI 126 RVT PC GI 860 FV CR 732 FV CR 397 BF PM S 126 RVT PC GI 860 FV CR 732 FV CR	5570 5570020 5570030 5570040 5570060 2C5570 2C5570020 2C5570030 2C5570040 2C5570060 2M5570 2M5570020 2M5570030 2M5570040 2M5570060 2M5570065	4 4 4	STD 0.50 0.75 1.00 1.50 STD 0.50 0.75 1.00 1.50 STD 0.50 0.75 1.00 1.50 1.63
1962-70	2507	153	2.5 L	4		Chevrolet	3 7/8	5/64 5/64 3/16	032 BF PC GI 126 RVT PC GI 860 FV CR 732 FV CR 362 BF 3CR GI 126 RVT PC GI 860 FV CR 732 FV CR 327 BF PM GI 126 RVT PC GI 860 FV CR 732 FV CR	665 665010 665020 665030 665040 665060 2C665 2C665010 2C665020 2C665030 2C665040 2C665060 2M665 2M665010 2M665020 2M665030 2M665040 2M665060 2M665080	4 4 4	STD 0.25 0.50 0.75 1.00 1.50 STD 0.25 0.50 0.75 1.00 1.50 STD 0.25 0.50 0.75 1.00 1.50 2.00
1964-69	2687	164	2.7 L	6		Chevrolet Corvair	3 7/16	1/16 1/16 1/8	032 BF PC GI 126 RVT PC GI 860 FV CR 732 FV CR 362 BF 3CR GI 126 RVT PC GI 860 FV CR 732 FV CR 327 BF PM GI 126 RVT PC GI 860 FV CR 732 FV CR	669 669020 669030 669040 669060 2C669 2C669020 2C669030 2C669040 2C669060 2M669 2M669020 2M669030 2M669040 2M669060	6 6 6	STD 0.50 0.75 1.00 1.50 STD 0.50 0.75 1.00 1.50 STD 0.50 0.75 1.00 1.50
2005-10	2792	170	2.8 L	6	Vin: 4 DOHC	Cadillac CTS	89.00 3.504	1.20 1.50 2.50	398 BF CR S 126 RVT PC GI 995 FV CR 732 FV CR	2C4701 2C4701010 2C4701020 2C4701030	6	STD 0.25 0.50 0.75














YEAR	CC	CID	LITER	CYL	ENGINE	MODEL	BORE	GRV	RING TYPE	HAST SET Set #	CYL SET	SIZE
GENERAL MOTORS- Cars												
1987-93 1989-95	2835 3097	173 189	2.8 L 3.1 L	6 6	Vin: W Vin: D, M, T, W	Buick, Cad., Chevrolet Buick, Cad., Chevrolet Shallow Oil Ring Grv.	89.00 3.504	1.50 1.50 4.00	032 BF PC GI 126 RVT PC GI 872 FV CR 732 FV CR 397 BF PM S 126 RVT PC GI 872 FV CR 732 FV CR	4456 4456010 4456020 4456030 4456040 4456060 2M4456 2M4456010 2M4456020 2M4456030 2M4456040 2M4456060	6 6	STD 0.25 0.50 0.75 1.00 1.50 STD 0.25 0.50 0.75 1.00 1.50
1985-89	2827	173	2.8 L	6		Cad., Chevrolet, Pontiac w/ Cast Iron Heads Shallow Oil Ring Grv.	89.00 3.504	1.50 2.00 4.75	032 BF PC GI 126 RVT PC GI 872 FV CR 732 FV CR 397 BF PM S 126 RVT PC GI 872 FV CR 732 FV CR	6194 6194020 6194030 6194040 6194060 2M6194 2M6194010 2M6194020 2M6194030 2M6194040 2M6194060	6 6	STD 0.50 0.75 1.00 1.50 STD 0.25 0.50 0.75 1.00 1.50
1981-84	2835	173	2.8 L	6		Chevrolet	89.00 3.504	1.50 2.00 4.75	032 BF PC GI 126 RVT PC GI 860 FV CR 732 FV CR 363 BF CR GI 126 RVT PC GI 860 FV CR 732 FV CR 397 BF PM S 126 RVT PC GI 860 FV CR 732 FV CR	5632 5632010 5632020 5632030 5632040 5632060 2C5632 2C5632020 2C5632030 2C5632040 2C5632060 2M5632 2M5632010 2M5632020 2M5632030 2M5632040 2M5632060	6 6 6	STD 0.25 0.50 0.75 1.00 1.50 STD 0.50 0.75 1.00 1.50 STD 0.25 0.50 0.75 1.00 1.50
1980 1978-79 1978-79	2835 3212 3277	173 196 200	2.8 L 3.2 L 3.3 L	6 6 6		Buick, Chev., Pont. Chevrolet Chevrolet For 89 mm, use .005	3 1/2	5/64 5/64 3/16	032 BF PC GI 126 RVT PC GI 860 FV CR 732 FV CR 362 BF 3CR GI 126 RVT PC GI 860 FV CR 732 FV CR 327 BF PM GI 126 RVT PC GI 860 FV CR 732 FV CR	582 582005 582030 582040 582060 2C582 2C582005 2M582 2M582005 2M582030 2M582040	6 6 6	STD 0.13 0.75 1.00 1.50 STD 0.13 STD 0.13 0.75 1.00
1997-00	2966	181	3.0 L	6	Vin: R	Cadillac Catera	86.00 3.386	1.50 1.50 3.00	335 T PM DI 126 RVT PC GI 997 FV CR 732 FV CR	2M4896 2M4896020 2M4896030	6	STD 0.50 0.75

YEAR	CC	CID	LITER	CYL	ENGINE	MODEL	BORE	GRV	RING TYPE	HAST SET	CYL SET	SIZE
												
GENERAL MOTORS- Cars												
1982-88 1974-87	2966 3785	181 231	3.0 L 3.8 L	6 6		Chevrolet, Buick, Oldsmobil, Pontiac Non Turbo	3.800	5/64 5/64 3/16	032 BF PC GI 126 RVT PC GI 860 FV CR 732 FV CR 362 BF 3CR GI 126 RVT PC GI 860 FV CR 732 FV CR 327 BF PM GI 126 RVT PC GI 860 FV CR 732 FV CR	5474 5474020 5474030 5474040 5474060 2C5474 2C5474010 2C5474020 2C5474030 2C5474040 2C5474060 2M5474 2M5474020 2M5474030 2M5474040 2M5474060	6 6 6	STD 0.50 0.75 1.00 1.50 STD 0.25 0.50 0.75 1.00 1.50 STD 0.50 0.75 1.00 1.50
2010-13	2982	182	3.0 L	6	LFW Vin. 5	Flex Fuel	89.00 3.504	1.00 1.20 1.50	398 BF CR S 126 RVT PC GI 981 FV CR 005 FV CR	2C5225 2C5225010 2C5225020 2C5225030 2C5225040	6	STD 0.25 0.50 0.75 1.00
1999-05	3000	183	3.0 L	6	Vin: R	Catera, Saturn 24 Valve	86.00 3.386	1.20 1.50 3.00	398 BF CR S 435 SCR P PC GI 054 FV CR 732 FV CR	2C4996 2C4996020 2C4996030 2C4996040	6	STD 0.50 0.75 1.00
1999-05	3097	189	3.1 L	6	Vin: J	Shallow Oil Grv.	89.00 3.504	1.20 1.50 3.00	398 BF CR S 126 RVT PC GI 997 FV CR 732 FV CR 397 BF PM S 126 RVT PC GI 997 FV CR 732 FV CR	2C4979 2C4979020 2C4979030 2C4979040 2M4979 2M4979020 2M4979030	6 6	STD 0.50 0.75 1.00 STD 0.50 0.75
1996-99	3097	189	3.1 L	6	Vin: M,K	Deep Oil Grv.	89.00 3.504	1.20 1.50 3.00	398 BF CR S 126 RVT PC GI 872 FV CR 005 FV CR	2C4888 2C4888010 2C4888020 2C4888030 2C4888040 2C4888060	6	STD 0.25 0.50 0.75 1.00 1.50
1962-67 1953-54	3179 3916	194 239	3.2 L 3.9 L	6 6		Chevrolet All Models Pontiac	3 9/16	5/64 5/64 3/16	032 BF PC GI 126 RVT PC GI 860 FV CR 732 FV CR 362 BF 3CR GI 126 RVT PC GI 860 FV CR 732 FV CR 327 BF PM GI 126 RVT PC GI 860 FV CR 732 FV CR	666 666020 666060 2C666 2C666060 2M666 2M666060	6 6 6	STD 0.50 1.50 STD 1.50 STD 1.50
1961-63	3195	195	3.2 L	4		Lemans, Pontiac Tempest	4.063	5/64 5/64 3/16	032 BF PC GI 126 RVT PC GI 860 FV CR 732 FV CR	640 640030 640040 640060	4	STD 0.75 1.00 1.50
2003-04	3228	197	3.2 L	6	Vin: N	Buick, Cadillac CTS	87.50 3.445	1.20 1.50 2.50	398 BF CR S 126 RVT PC GI 995 FV CR 732 FV CR	2C5131 2C5131020 2C5131030 2C5131040	6	STD 0.50 0.75 1.00














YEAR	CC	CID	LITER	CYL	ENGINE	MODEL	BORE	GRV	RING TYPE	HAST SET	CYL SET	SIZE
												
GENERAL MOTORS- Cars												
1962-63	3245	198	3.2 L	6		Buick	3 5/8	5/64 5/64 3/16	032 BF PC GI 126 RVT PC GI 860 FV CR 732 FV CR 362 BF 3CR GI 126 RVT PC GI 860 FV CR 732 FV CR 327 BF PM GI 126 RVT PC GI 860 FV CR 732 FV CR	653 653020 653030 653040 653060 2C653 2C653020 2C653030 2C653040 2M653 2M653030 2M653040 2M653060	6 6 6	STD 0.50 0.75 1.00 1.50 STD 0.50 0.75 1.00 STD 0.75 1.00 1.50
1989-95	3300	204	3.3 L	6		Buick, Chevrolet, Pontiac Shallow Oil Ring Grv.	94.00 3.701	1.50 1.50 3.00	032 BF PC GI 126 RVT PC GI 872 FV CR 005 FV CR 327 BF PM GI 126 RVT PC GI 872 FV CR 005 FV CR	4478 4478020 4478030 4478040 2M4478 2M4478020 2M4478030 2M4478040 2M4478060	6 6	STD 0.50 0.75 1.00 STD 0.50 0.75 1.00 1.50
1996-08	3392	207	3.4 L	6	Vin: E,F,X	w/3.00 mm Oil Grv.	92.00 3.622	1.20 1.50 3.00	398 BF CR S 126 RVT PC GI 054 FV CR 005 FV CR	2C4903 2C4903020 2C4903030 2C4903040	6	STD 0.50 0.75 1.00
1996-03	3392	207	3.4 L	6	Vin: E	w/4.00 mm Oil Grv.	92.00 3.622	1.20 1.50 4.00	398 BF CR S 126 RVT PC GI 872 FV CR 005 FV CR 397 BF PM S 126 RVT PC GI 872 FV CR 005 FV CR	2C4893 2C4893020 2C4893030 2C4893040 2C4893060 2M4893 2M4893020 2M4893030 2M4893040	6 6	STD 0.50 0.75 1.00 1.50 STD 0.50 0.75 1.00
1991-97	3392	207	3.4 L	6	Vin: X	Chevrolet	92.00 3.622	1.50 1.50 4.00	032 BF PC GI 126 RVT PC GI 870 FV CR 732 FV CR 335 T PM DI 126 RVT PC GI 870 FV CR 732 FV CR	4649 4649020 4649030 4649040 4649060 2M4649 2M4649005 2M4649010 2M4649020 2M4649030 2M4649040	6 6	STD 0.50 0.75 1.00 1.50 STD 0.13 0.25 0.50 0.75 1.00
2004-07	3474	212	3.5 L	6	Vin: U SOHC Honda Eng.	Saturn Vue	89.00 3.504	1.20 1.20 2.80	398 BF CR S 126 RVT PC GI 997 FV CR 732 FV CR	2C4972 2C4972020 2C4972030 2C4972040	6	STD 0.50 0.75 1.00
2004-13 2004-15	3490 3600	213 220	3.5 L 3.6 L	6 6	LX9 OHV Alloytec LLT Vin: 7	G6, Malibu Buick, Cadillac, Camaro	94.00 3.701	1.20 1.50 2.50	398 BF CR S 126 RVT PC GI 995 FV CR 732 FV CR 397 BF PM S 126 RVT PC GI 995 FV CR 732 FV CR	2C5133 2C5133010 2C5133020 2C5133030 2C5133040 2M5133 2M5133010 2M5133020 2M5133030 2M5133040	6 6	STD 0.25 0.50 0.75 1.00 STD 0.25 0.50 0.75 1.00
2004-11 2004-12	3507 3900	214 238	3.5 L 3.9 L	6 6	LZ43.5N Vin: K, N LZG (gas), LZE(flexfuel) Vin: M,R,W,1,3 OHV		99.00 3.897	1.20 1.50 2.50	398 BF CR S 126 RVT PC GI 995 FV CR 732 FV CR	2C5270 2C5270020 2C5270030 2C5270040	6	STD 0.50 0.75 1.00

YEAR	CC	CID	LITER	CYL	ENGINE	MODEL	BORE	GRV	RING TYPE	HAST SET Set #	CYL SET	SIZE
GENERAL MOTORS- Cars												
1999-03	3507	214	3.5 L	6	Vin: H Oldsmobile Eng.		89.50 3.524	1.20 1.50 2.50	398 BF CR S 126 RVT PC GI 995 FV CR 005 FV CR	2C4963 2C4963010 2C4963020 2C4963030	6	STD 0.25 0.50 0.75
1964-65 1964-67	3523 3687	215 225	3.5 L 3.7 L	6 6		Lemans, Pontiac Tempest Buick, Oldsmobile, Pontiac	3.750	5/64 5/64 3/16	032 BF PC GI 126 RVT PC GI 860 FV CR 732 FV CR 362 BF 3CR GI 126 RVT PC GI 860 FV CR 732 FV CR 327 BF PM GI 126 RVT PC GI 860 FV CR 732 FV CR	656 656010 656020 656030 656040 656060 2C656 2C656010 2C656020 2C656030 2C656040 2C656060 2M656 2M656010 2M656020 2M656030 2M656040 2M656060	6 6 6	STD 0.25 0.50 0.75 1.00 1.50 STD 0.25 0.50 0.75 1.00 1.50 STD 0.25 0.50 0.75 1.00 1.50
1961-63 1975-82 1979-82	3523 4260 4375	215 260 267	3.5 L 4.3 L 4.4 L	8 8 8		Buick Special Oldsmobile Buick, Chevrolet	3 1/2	5/64 5/64 3/16	032 BF PC GI 126 RVT PC GI 860 FV CR 732 FV CR 363 BF CR GI 126 RVT PC GI 860 FV CR 732 FV CR 327 BF PM GI 126 RVT PC GI 860 FV CR 732 FV CR	652 652030 652040 652060 2C652 2C652010 2C652020 2C652030 2C652040 2M652 2M652030 2M652040	8 8 8	STD 0.75 1.00 1.50 STD 0.25 0.50 0.75 1.00 STD 0.75 1.00
1937-53	3540	216	3.5 L	6		Chevrolet	3 1/2	1/8 1/8 3/16	032 BF PC GI 126 RVT PC GI 860 FV CR 732 FV CR 362 BF 3CR GI 126 RVT PC GI 860 FV CR 732 FV CR	133 133030 2C133	6 6	STD 0.75 STD
1937-53	3540	216	3.5 L	6		Chevrolet 4 Ring Repl. Piston	3 1/2	1/8 1/8 3/16 3/16	032 BF PC GI 126 RVT PC GI 860 FV CR 732 FV CR 501 1PCO PC GI	6337	6	STD
2012-17	3556	217	3.6 L	6	LFX Vin: 3 DOHC	Camero LT, Caprice, Traverse V6	94.00 3.701	1.00 1.20 1.50	398 BF CR S 126 RVT PC GI 981 FV CR 005 FV CR	2C4114 2C4114010 2C4114020 2C4114030	6	STD 0.25 0.50 0.75
1939-40	3638	222	3.6 L	6		Quality Six 39-25, Special Six 40-25, Deluxe Six 39-26, Pontiac 40-26	3 7/16	3/32 3/32 3/16	032 BF PC GI 126 RVT PC GI 860 FV CR 732 FV CR	618 618020 618040	6	STD 0.50 1.00

YEAR	CC	CID	LITER	CYL	ENGINE	MODEL	BORE	GRV	RING TYPE	HAST SET Set #	CYL SET	SIZE
GENERAL MOTORS- Cars												
1980-84	3753	229	3.8 L	6		Chevrolet, Pontiac	3.736	5/64 5/64 3/16	032 BF PC GI 126 RVT PC GI 860 FV CR 732 FV CR 362 BF 3CR GI 126 RVT PC GI 860 FV CR 732 FV CR 327 BF PM GI 126 RVT PC GI 860 FV CR 732 FV CR	5617 5617010 5617020 5617030 5617040 5617060 2C5617 2C5617010 2C5617020 2C5617030 2C5617040 2C5617060 2M5617 2M5617010 2M5617020 2M5617030 2M5617040 2M5617060	6 6 6 6 6	STD 0.25 0.50 0.75 1.00 1.50 STD 0.25 0.50 0.75 1.00 1.50 STD 0.25 0.50 0.75 1.00 1.50 STD 0.25 0.50 0.75 1.00 1.50
1963-70 1971-89	3770 4097	230 250	3.8 L 4.1 L	6 6	OHC	Chevy Chevy, Police & Taxi Fits Brazilian Mahle Piston	3.875	5/64 5/64 3/16	032 BF PC GI 126 RVT PC GI 860 FV CR 732 FV CR 362 BF 3CR GI 126 RVT PC GI 860 FV CR 732 FV CR 327 BF PM GI 126 RVT PC GI 860 FV CR 732 FV CR	667 667010 667020 667030 667040 667060 667080 2C667 2C667010 2C667020 2C667030 2C667040 2C667060 2C667080 2M667 2M667010 2M667020 2M667030 2M667040 2M667060 2M667080	6 6 6 6	STD 0.25 0.50 0.75 1.00 1.50 2.00 STD 0.25 0.50 0.75 1.00 1.50 2.00 STD 0.25 0.50 0.75 1.00 1.50 2.00
1996-09	3800	231	3.8 L	6	Vin: 1,2,4,K	Chevrolet	96.50 3.799	1.20 1.50 2.00	397 BF PM S 126 RVT PC GI 934 FV CR 935 FV CR	2M4866 2M4866010 2M4866020 2M4866030 2M4866040	6	STD 0.25 0.50 0.75 1.00
1993-95	3800	231	3.8 L	6	Vin: 1,L	Buick, GMC V6	96.50 3.799	1.20 1.50 3.00	397 BF PM S 126 RVT PC GI 872 FV CR 732 FV CR	2M4764 2M4764010 2M4764020 2M4764030 2M4764040 2M4764060	6	STD 0.25 0.50 0.75 1.00 1.50
1987-92	3800	231	3.8 L	6		Buick, Chevrolet, Pontiac Shallow Oil Ring Grv.	96.50 3.799	1.50 1.50 3.00	032 BF PC GI 126 RVT PC GI 872 FV CR 732 FV CR 327 BF PM GI 126 RVT PC GI 872 FV CR 732 FV CR	4458 4458020 4458030 4458040 4458060 2M4458 2M4458020 2M4458030 2M4458040 2M4458060	6 6	STD 0.50 0.75 1.00 1.50 STD 0.50 0.75 1.00 1.50
1978-87	3800	231	3.8 L	6		Buick Turbo	3.800	5/64 5/64 3/16	336 T PM DI 126 RVT PC GI 860 FV CR 732 FV CR	2M5612 2M5612020 2M5612030 2M5612040 2M5612060	6	STD 0.50 0.75 1.00 1.50

YEAR	CC	CID	LITER	CYL	ENGINE	MODEL	BORE	GRV	RING TYPE	HAST SET	CYL SET	SIZE
												
GENERAL MOTORS- Cars												
1941-62	3851	235	3.9 L	6		Chevrolet All Models 24, 25, 26 Pontiac	3 9/16	3/32 3/32 3/16	032 BF PC GI 126 RVT PC GI 860 FV CR 732 FV CR 362 BF 3CR GI 126 RVT PC GI 860 FV CR 732 FV CR	136 136020 136030 136040 136080 2C136 2C136030 2C136040	6 6	STD 0.50 0.75 1.00 2.00 STD 0.75 1.00
1950-62	3851	235	3.9 L	6		Chevrolet	3 9/16	3/32 1/8 3/16	032 BF PC GI 126 RVT PC GI 860 FV CR 732 FV CR 362 BF 3CR GI 126 RVT PC GI 860 FV CR 732 FV CR	135 135030 2C135 2C135030	6 6	STD 0.75 STD 0.75
1954-61	3851	235	3.9 L	6		Chevrolet 4 Ring Piston	3 9/16	3/32 3/32 3/16 3/16	032 BF PC GI 126 RVT PC GI 860 FV CR 732 FV CR 501 1PCO PC GI	6338 6338020 6338030 6338040	6	STD 0.50 0.75 1.00
1941-48	3900	238	3.9 L	6		All Models 66, 76, 96 Oldsmobile Canada 35, 36	3 1/2	3/32 3/32 3/16 3/16	032 BF PC GI 126 RVT PC GI 860 FV CR 732 FV CR 501 1PCO PC GI	611	6	STD
1996-04	4000	244	4.0 L	8	Vin: C DOHC	Olds Aurora	87.00 3.425	1.20 1.50 3.00	398 BF CR S 126 RVT PC GI 872 FV CR 732 FV CR	2C4895 2C4895010 2C4895020	8	STD 0.25 0.50
1994-95	4000	244	4.0 L	8	DOHC	Olds Aurora	87.00 3.425	1.50 1.50 3.00	032 BF PC GI 126 RVT PC GI 872 FV CR 732 FV CR 335 T PM DI 126 RVT PC GI 872 FV CR 732 FV CR	4761 4761020 4761030 4761040 2M4761 2M4761010 2M4761020 2M4761030 2M4761040	8 8	STD 0.50 0.75 1.00 STD 0.25 0.50 0.75 1.00
1939-49	4064	248	4.1 L	8		All Models, Deluxe Eight 39-29, 27, 28, 29 Pontiac	3 1/4	3/32 3/32 3/16	032 BF PC GI 126 RVT PC GI 860 FV CR 732 FV CR	619 619020 619040 619060	8	STD 0.50 1.00 1.50
1966-70	4097	250	4.1 L	6		Chevolet, Pontiac	3 7/8	1/16 1/16 3/16	032 BF PC GI 126 RVT PC GI 860 FV CR 732 FV CR 327 BF PM GI 126 RVT PC GI 860 FV CR 732 FV CR	670 2M670 2M670010 2M670030	6 6	STD STD 0.25 0.75
1987-89	4130	252	4.1 L	8		Cadillac Allante Shallow Oil Ring Grv.	88.00 3.464	1.50 1.50 3.00	335 T PM DI 126 RVT PC GI 872 FV CR 005 FV CR	2M4447 2M4447003 2M4447010 2M4447020	8	STD 0.08 0.25 0.50














YEAR	CC	CID	LITER	CYL	ENGINE	MODEL	BORE	GRV	RING TYPE	HAST SET Set #	CYL SET	SIZE
GENERAL MOTORS- Cars												
1982-87	4130	252	4.1 L	8		Cadillac Shallow Oil Ring Grv.	88.00 3.464	2.00 2.00 4.00	032 BF PC GI 126 RVT PC GI 872 FV CR 732 FV CR 362 BF 3CR GI 126 RVT PC GI 872 FV CR 732 FV CR 327 BF PM GI 126 RVT PC GI 872 FV CR 732 FV CR	5654 5654005 5654010 5654020 5654030 5654040 5654060 2C5654 2C5654005 2C5654010 2C5654020 2C5654030 2C5654040 2C5654060 2M5654 2M5654005 2M5654010 2M5654020 2M5654030 2M5654040 2M5654060	8 8 8	STD 0.13 0.25 0.50 0.75 1.00 1.50 STD 0.13 0.25 0.50 0.75 1.00 1.50 STD 0.13 0.25 0.50 0.75 1.00 1.50
1980-87	4130	252	4.1 L	6		Buick, Cadillac, Pontiac, Oldsmobile	3.965	5/64 5/64 3/16	032 BF PC GI 126 RVT PC GI 860 FV CR 732 FV CR 363 BF CR GI 126 RVT PC GI 860 FV CR 732 FV CR 327 BF PM GI 126 RVT PC GI 860 FV CR 732 FV CR	5619 5619020 5619030 5619040 5619060 2C5619 2C5619020 2C5619030 2C5619040 2C5619060 2M5619 2M5619020 2M5619030 2M5619040 2M5619060	6 6 6	STD 0.50 0.75 1.00 1.50 STD 0.50 0.75 1.00 1.50 STD 0.50 0.75 1.00 1.50
1996-97	4293	262	4.3 L	6	Vin: W,X		101.60 4.000	1.50 1.50 3.00	032 BF PC GI 126 RVT PC GI 872 FV CR 732 FV CR 397 BF PM S 126 RVT PC GI 872 FV CR 732 FV CR	4862 4862020 4862030 4862040 4862060 2M4862 2M4862020 2M4862030 2M4862040 2M4862060	6 6	STD 0.50 0.75 1.00 1.50 STD 0.50 0.75 1.00 1.50
1990-95	4293	262	4.3 L	6	Vin: Z	Chevrolet	101.60 4.000	2.00 1.50 4.00	032 BF PC GI 126 RVT PC GI 872 FV CR 732 FV CR 397 BF PM S 126 RVT PC GI 872 FV CR 732 FV CR	4720 4720020 4720030 4720040 4720060 2M4720 2M4720020 2M4720030 2M4720040 2M4720060	6 6	STD 0.50 0.75 1.00 1.50 STD 0.50 0.75 1.00 1.50

YEAR	CC	CID	LITER	CYL	ENGINE	MODEL	BORE	GRV	RING TYPE	HAST SET	CYL SET	SIZE
												
GENERAL MOTORS- Cars												
1988-95	4293	262	4.3 L	6	Vin: Z	Shallow Oil Ring Grv.	101.60 4.000	2.00 2.00 4.75	032 BF PC GI 126 RVT PC GI 872 FV CR 732 FV CR 397 BF PM S 126 RVT PC GI 872 FV CR 732 FV CR	4721 4721020 4721030 4721040 4721060 2M4721 2M4721020 2M4721030 2M4721040 2M4721060	6 6	STD 0.50 0.75 1.00 1.50 STD 0.50 0.75 1.00 1.50
1985-93	4293	262	4.3 L	6	Vin: N,Z	Chevrolet, Pontiac Deep Oil Grv.	101.60 4.000	2.00 2.00 4.75	032 BF PC GI 126 RVT PC GI 871 FV CR 732 FV CR 362 BF 3CR GI 126 RVT PC GI 871 FV CR 732 FV CR 397 BF PM S 126 RVT PC GI 871 FV CR 732 FV CR	5712 5712020 5712030 5712040 5712060 2C5712 2C5712020 2C5712030 2C5712040 2C5712060 2M5712 2M5712020 2M5712030 2M5712040 2M5712060	6 6 6	STD 0.50 0.75 1.00 1.50 STD 0.50 0.75 1.00 1.50 STD 0.50 0.75 1.00 1.50
1975-76	4293	262	4.3 L	8		Chevrolet	3.671	5/64 5/64 3/16	032 BF PC GI 126 RVT PC GI 860 FV CR 732 FV CR 362 BF 3CR GI 126 RVT PC GI 860 FV CR 732 FV CR 327 BF PM GI 126 RVT PC GI 860 FV CR 732 FV CR	5477 5477030 2C5477 2C5477030 2M5477 2M5477030	8 8 8	STD 0.75 STD 0.75 STD 0.75
1954-55	4326	264	4.3 L	8		40 Series Buick	3 5/8	5/64 5/64 3/16	032 BF PC GI 126 RVT PC GI 860 FV CR 732 FV CR 362 BF 3CR GI 126 RVT PC GI 860 FV CR 732 FV CR 327 BF PM GI 126 RVT PC GI 860 FV CR 732 FV CR	633 633010 633020 633030 633040 633060 2C633 2C633020 2C633030 2C633040 2M633 2M633030 2M633040 2M633060	8 8 8	STD 0.25 0.50 0.75 1.00 1.50 STD 0.50 0.75 1.00 STD 0.75 1.00 1.50
1994-96	4343	265	4.3 L	8	Vin: W	Chevrolet Shallow Oil Ring Grv.	94.89 3.736	2.00 2.00 4.75	032 BF PC GI 126 RVT PC GI 872 FV CR 732 FV CR 397 BF PM S 126 RVT PC GI 872 FV CR 732 FV CR	4742 4742010 4742020 4742030 4742040 4742060 2M4742 2M4742010 2M4742020 2M4742030 2M4742040 2M4742060	8 8	STD 0.25 0.50 0.75 1.00 1.50 STD 0.25 0.50 0.75 1.00 1.50

YEAR	CC	CID	LITER	CYL	ENGINE	MODEL	BORE	GRV	RING TYPE	HAST SET	CYL SET	SIZE
GENERAL MOTORS- Cars												
1980-81	4343	265	4.3 L	8		Buick, Olds., Pont. Shallow Oil Ring Grv.	3 3/4	5/64 5/64 3/16	032 BF PC GI 126 RVT PC GI 872 FV CR 732 FV CR 362 BF 3CR GI 126 RVT PC GI 872 FV CR 732 FV CR 327 BF PM GI 126 RVT PC GI 872 FV CR 732 FV CR	5616 5616020 5616030 5616040 5616060 2C5616 2C5616020 2C5616030 2C5616040 2C5616060 2M5616 2M5616020 2M5616030 2M5616040 2M5616060	8	STD 0.50 0.75 1.00 1.50 STD 0.50 0.75 1.00 1.50 STD 0.50 0.75 1.00 1.50
1955-57 1955 1964-67 1949-53 1966-67	4343 4703 4916 4965 5572	265 287 300 303 340	4.3 L 4.7 L 4.9 L 5.0 L 5.6 L	8 8 8 8 8		Chevrolet Models 27, 28 Pontiac Buick Oldsmobile Canada 36, 37 Buick	3 3/4	5/64 5/64 3/16	032 BF PC GI 126 RVT PC GI 860 FV CR 732 FV CR 363 BF CR GI 126 RVT PC GI 860 FV CR 732 FV CR 327 BF PM GI 126 RVT PC GI 860 FV CR 732 FV CR	568 568010 568020 568030 568040 568060 568080 568100 2C568 2C568010 2C568020 2C568030 2C568040 2C568060 2M568 2M568010 2M568020 2M568030 2M568040 2M568060 2M568080 2M568100	8	STD 0.25 0.50 0.75 1.00 1.50 2.00 2.50 STD 0.25 0.50 0.75 1.00 1.50 2.00 2.50
1988-95 1988-95	4474 4916	273 300	4.5 L 4.9 L	8 8		Cadillac Cadillac Shallow Oil Ring Grv.	92.00 3.622	1.50 1.50 3.00	032 BF PC GI 126 RVT PC GI 872 FV CR 005 FV CR 327 BF PM GI 126 RVT PC GI 872 FV CR 005 FV CR	4284 4284010 4284020 4284040 2M4284 2M4284010 2M4284020	8	STD 0.25 0.50 1.00 STD 0.25 0.50
2000-11	4605	281	4.6 L	8	Vin: 6,9,A,,J,S,Y	Cadillac	93.00 3.661	1.20 1.50 2.50	398 BF CR S 126 RVT PC GI 995 FV CR 732 FV CR	2C5024 2C5024010 2C5024020 2C5024030 2C5024040	8	STD 0.25 0.50 0.75 1.00
1996-99	4605	281	4.6 L	8	Vin: 9,Y	Cadillac	93.00 3.661	1.20 1.50 3.00	398 BF CR S 126 RVT PC GI 872 FV CR 732 FV CR	2C4894 2C4894010 2C4894020	8	STD 0.25 0.50
1993-95	4605	281	4.6 L	8		Cadillac	93.00 3.661	1.50 1.50 3.00	032 BF PC GI 126 RVT PC GI 872 FV CR 732 FV CR 335 T PM DI 126 RVT PC GI 872 FV CR 732 FV CR	4790 4790010 4790020 4790030 4790040 2M4790 2M4790010 2M4790020 2M4790030 2M4790040	8	STD 0.25 0.50 0.75 1.00 STD 0.25 0.50 0.75 1.00

YEAR	CC	CID	LITER	CYL	ENGINE	MODEL	BORE	GRV	RING TYPE	HAST SET Set #	CYL SET	SIZE
GENERAL MOTORS- Cars												
1957-67	4640	283	4.6 L	8		Chevrolet	3 7/8	5/64	032 BF PC GI	660	8	STD
1968-73	5030	307	5.0 L	8		Chevrolet		5/64	126 RVT PC GI	660010		0.25
1954-56	5309	324	5.3 L	8		Oldsmobile Canada 30, 36		3/16	860 FV CR	660020		0.50
1968-77	5735	350	5.7 L	8		Pontiac			732 FV CR	660030		0.75
										660040		1.00
										660060		1.50
										660080		2.00
									327 BF PM GI	2M660	8	STD
									126 RVT PC GI	2M660010		0.25
									860 FV CR	2M660020		0.50
									732 FV CR			
1980-81	4933	301	4.9 L	8		Pontiac Shallow Oil Ring Grv.	4.000	5/64	032 BF PC GI	5615	8	STD
								5/64	126 RVT PC GI	5615020		0.50
								3/16	872 FV CR	5615030		0.75
									732 FV CR	5615040		1.00
										5615060		1.50
										5615080		2.00
									362 BF 3CR GI	2C5615	8	STD
									126 RVT PC GI	2C5615020		0.50
									872 FV CR	2C5615030		0.75
									732 FV CR	2C5615040		1.00
										2C5615060		1.50
									397 BF PM S	2M5615	8	STD
									126 RVT PC GI	2M5615020		0.50
									872 FV CR	2M5615030		0.75
									732 FV CR	2M5615040		1.00
										2M5615060		1.50
										2M5615080		2.00
1977-79	4933	301	4.9 L	8		Pontiac	4.000	5/64	032 BF PC GI	139	8	STD
1967-70	4950	302	5.0 L	8		Chevrolet Camaro Rally Pack.		5/64	126 RVT PC GI	139010		0.25
1953-60	5277	322	5.3 L	8		40, 50, 60, 70 Series Buick		3/16	860 FV CR	139020		0.50
1962-69	5360	327	5.4 L	8		Chevrolet			732 FV CR	139030		0.75
1967-85	5735	350	5.7 L	8		Chevrolet, Pontiac				139040		1.00
1956-58	5980	365	6.0 L	8		Cadillac				139060		1.50
1959-63	6391	390	6.4 L	8		Cadillac				139070		1.75
1965-67	6555	400	6.6 L	8		Oldsmobile				139080		2.00
										139100		2.50
									362 BF 3CR GI	2C139	8	STD
									126 RVT PC GI	2C139010		0.25
									860 FV CR	2C139020		0.50
									732 FV CR	2C139030		0.75
										2C139040		1.00
										2C139060		1.50
										2C139070		1.75
										2C139080		2.00
									397 BF PM S	2M139	8	STD
									126 RVT PC GI	2M139005		0.13
									860 FV CR	2M139010		0.25
									732 FV CR	2M139020		0.50
										2M139030		0.75
										2M139040		1.00
										2M139060		1.50
										2M139070		1.75
										2M139080		2.00
										2M139100		2.50

YEAR	CC	CID	LITER	CYL	ENGINE	MODEL	BORE	GRV	RING TYPE	HAST SET Set #	CYL SET	SIZE
GENERAL MOTORS- Cars												
1993-02	4998	305	5.0 L	8	Vin:M	Bonneville, Camaro, Caprice Shallow Oil Ring Grv.	94.89 3.736	2.00 2.00 4.75	032 BF PC GI 126 RVT PC GI 872 FV CR 732 FV CR 327 BF PM GI 126 RVT PC GI 872 FV CR 732 FV CR	4742 4742010 4742020 4742030 4742040 4742060 2M4742 2M4742010 2M4742020 2M4742030 2M4742040 2M4742060	8 8	STD 0.25 0.50 0.75 1.00 1.50 STD 0.25 0.50 0.75 1.00 1.50
1976-93	4998	305	5.0 L	8		Buick, Chev., Pont. Deep Oil Ring Grv.	3.736	5/64 5/64 3/16	032 BF PC GI 126 RVT PC GI 860 FV CR 732 FV CR 362 BF 3CR GI 126 RVT PC GI 860 FV CR 732 FV CR 327 BF PM GI 126 RVT PC GI 860 FV CR 732 FV CR	5499 5499010 5499020 5499030 5499040 5499060 2C5499 2C5499010 2C5499020 2C5499030 2C5499040 2C5499060 2M5499 2M5499010 2M5499020 2M5499030 2M5499040 2M5499060	8 8	STD 0.25 0.50 0.75 1.00 1.50 STD 0.25 0.50 0.75 1.00 1.50 STD 0.25 0.50 0.75 1.00 1.50
1981-90 1968-80	5030 5735	307 350	5.0 L 5.7 L	8 8		Buick, Cadillac, Oldsmobile, Pontiac	3.800	5/64 5/64 3/16	032 BF PC GI 126 RVT PC GI 860 FV CR 732 FV CR 362 BF 3CR GI 126 RVT PC GI 860 FV CR 732 FV CR 327 BF PM GI 126 RVT PC GI 860 FV CR 732 FV CR	696 696010 696020 696030 696040 696060 2C696 2C696010 2C696020 2C696030 2C696040 2C696060 2M696 2M696020 2M696030 2M696040 2M696060	8 8	STD 0.25 0.50 0.75 1.00 1.50 STD 0.25 0.50 0.75 1.00 1.50 STD 0.50 0.75 1.00 1.50
1956-57 1964-66	5180 5408	316 330	5.2 L 5.4 L	8 8		All Models 27, 28 Pontiac Oldsmobile	3 15/16	5/64 5/64 3/16	032 BF PC GI 126 RVT PC GI 860 FV CR 732 FV CR	636 636030	8	STD 0.75
1940-52	5245	320	5.2 L	8		Buick 60 Century, 70 Roadmaster, 80, 90 Limited Canada 46, 47, 48, 49 Series	3 7/16	3/32 3/32 3/16 3/16	032 BF PC GI 126 RVT PC GI 860 FV CR 732 FV CR 501 1PCO PC GI	429 429060	8	STD 1.50

YEAR	CC	CID	LITER	CYL	ENGINE	MODEL	BORE	GRV	RING TYPE	HAST SET	CYL SET	SIZE
												
GENERAL MOTORS- Cars												
1964-67	5342	326	5.3 L	8		Pontiac	3 23/32	5/64 5/64 3/16	032 BF PC GI 126 RVT PC GI 860 FV CR 732 FV CR 362 BF 3CR GI 126 RVT PC GI 860 FV CR 732 FV CR 327 BF PM GI 126 RVT PC GI 860 FV CR 732 FV CR	450 450030 450040 450060 2C450 2C450030 2C450040 2C450060 2M450 2M450030 2M450040 2M450060	8	STD 0.75 1.00 1.50 STD 0.75 1.00 1.50 STD 0.75 1.00 1.50
1963	5342	326	5.3 L	8		Pontiac	3 25/32	5/64 5/64 3/16	362 BF 3CR GI 126 RVT PC GI 860 FV CR 732 FV CR	2C682	8	STD
1997-05	5670	346	5.7 L	8	LS1 Vin: G,S	Corvette, Camaro, Firebird For Cast Iron Slvs Only	99.00 3.897	1.50 1.50 3.00	335 T PM DI 126 RVT PC GI 872 FV CR 732 FV CR	2M4897 2M4897002 2M4897005 2M4897010 2M4897020 2M4897030 2M4897040	8	STD 0.05 0.13 0.25 0.50 0.75 1.00
1996-02 1999-05	5735 5965	350 364	5.7 L 6.0 L	8	VIN:R Vin: H,N,U	(Vortec) V8 Shallow Oil Ring Grv.	101.60 4.000	1.50 1.50 3.00	032 BF PC GI 126 RVT PC GI 872 FV CR 732 FV CR 397 BF PM S 126 RVT PC GI 872 FV CR 732 FV CR	4860 4860020 4860030 4860040 4860060 2M4860 2M4860005 2M4860010 2M4860020 2M4860030 2M4860040 2M4860045 2M4860060	8	STD 0.50 0.75 1.00 1.50 STD 0.13 0.25 0.50 0.75 1.00 1.13 1.50
1990-02	5735	350	5.7 L	8	LT1 Vin: P,R,5,7,8	Light Wt. Piston Shallow Oil Ring Grv.	101.60 4.000	2.00 1.50 4.00	032 BF PC GI 126 RVT PC GI 872 FV CR 732 FV CR 397 BF PM S 126 RVT PC GI 872 FV CR 732 FV CR	4626 4626005 4626010 4626020 4626030 4626040 4626060 2M4626 2M4626005 2M4626010 2M4626020 2M4626025 2M4626030 2M4626035 2M4626040 2M4626060	8	STD 0.13 0.25 0.50 0.75 1.00 1.50 STD 0.13 0.25 0.50 0.63 0.75 0.88 1.00 1.50

YEAR	CC	CID	LITER	CYL	ENGINE	MODEL	BORE	GRV	RING TYPE	HAST SET Set #	CYL SET	SIZE
GENERAL MOTORS- Cars												
1986-89	5735	350	5.7 L	8	Vin: K	Chevrolet Shallow Oil Ring Grv.	4.000	5/64 5/64 3/16	032 BF PC GI 126 RVT PC GI 872 FV CR 732 FV CR 362 BF 3CR GI 126 RVT PC GI 872 FV CR 732 FV CR 397 BF PM S 126 RVT PC GI 872 FV CR 732 FV CR	5615 5615020 5615030 5615040 5615060 5615080 2C5615 2C5615020 2C5615030 2C5615040 2C5615060 2M5615 2M5615020 2M5615030 2M5615040 2M5615060 2M5615080	8 8 8	STD 0.50 0.75 1.00 1.50 2.00 STD 0.50 0.75 1.00 1.50 STD 0.50 0.75 1.00 1.50 2.00
1967-85	5735	350	5.7 L	8		Chevrolet, Pontiac Deep Oil Ring Grv.	4.000	5/64 5/64 3/16	032 BF PC GI 126 RVT PC GI 860 FV CR 732 FV CR 362 BF 3CR GI 126 RVT PC GI 860 FV CR 732 FV CR 397 BF PM S 126 RVT PC GI 860 FV CR 732 FV CR	139 139010 139020 139030 139040 139060 139070 139080 139100 2C139 2C139010 2C139020 2C139030 2C139040 2C139060 2C139070 2C139080 2M139 2M139005 2M139010 2M139020 2M139030 2M139040 2M139060 2M139070 2M139080 2M139100	8 8 8	STD 0.25 0.50 0.75 1.00 1.50 1.75 2.00 2.50 STD 0.25 0.50 0.75 1.00 1.50 1.75 2.00 STD 0.13 0.25 0.50 0.75 1.00 1.50 1.75 2.00 2.50
1958-63 1957-61 1970-73 1970-77 1970-73 1965-76 1968-76	5703 5965 6489 6555 6588 6965 7456	348 364 396 400 402 425 455	5.7 L 6.0 L 6.5 L 6.6 L 6.6 L 7.0 L 7.5 L	8 8 8 8 8 8 8		Chevrolet All Buick Chevrolet Chevrolet Chevrolet Oldsmobile Oldsmobile	4 1/8	5/64 5/64 3/16	032 BF PC GI 126 RVT PC GI 860 FV CR 732 FV CR 362 BF 3CR GI 126 RVT PC GI 860 FV CR 732 FV CR 327 BF PM GI 126 RVT PC GI 860 FV CR 732 FV CR	661 661010 661020 661030 661040 661060 2C661 2C661040 2M661 2M661010 2M661020 2M661030 2M661040 2M661060	8 8 8	STD 0.25 0.50 0.75 1.00 1.50 STD 1.00 STD 0.25 0.50 0.75 1.00 1.50

YEAR	CC	CID	LITER	CYL	ENGINE	MODEL	BORE	GRV	RING TYPE	HAST SET Set #	CYL SET	SIZE
GENERAL MOTORS- Cars												
1968-80	5735	350	5.7 L	8		Buick, Cadillac, Pontiac, Oldsmobile	4.058	5/64 5/64 3/16	032 BF PC GI 126 RVT PC GI 860 FV CR 732 FV CR 363 BF CR GI 126 RVT PC GI 860 FV CR 732 FV CR 327 BF PM GI 126 RVT PC GI 860 FV CR 732 FV CR	697 697030 697040 697060 2C697 2C697020 2C697030 2C697040 2M697 2M697030	8 8 8	STD 0.75 1.00 1.50 STD 0.50 0.75 1.00 STD 0.75
1968-77	5735	350	5.7 L	8		Pontiac	3 7/8	5/64 5/64 3/16	032 BF PC GI 126 RVT PC GI 860 FV CR 732 FV CR 327 BF PM GI 126 RVT PC GI 860 FV CR 732 FV CR	660 660010 660020 660030 660040 660060 660080 2M660 2M660010 2M660020	8 8	STD 0.25 0.50 0.75 1.00 1.50 2.00 STD 0.25 0.50
2005-15	5965	364	6.0 L	8	LS2, L96	Pontiac GTO, Corvette	101.60 4.000	1.20 1.50 2.50	397 BF PM S 126 RVT PC GI 995 FV CR 732 FV CR	2M5170 2M5170005 2M5170010 2M5170020 2M5170030 2M5170040 2M5170060	8	STD 0.13 0.25 0.50 0.75 1.00 1.50
1980-84	6030	368	6.0 L	8		Cadillac Shallow Oil Ring Grv.	3.800	5/64 5/64 3/16	032 BF PC GI 126 RVT PC GI 872 FV CR 732 FV CR 327 BF PM GI 126 RVT PC GI 872 FV CR 732 FV CR	5614 5614020 5614030 5614040 5614060 2M5614 2M5614020 2M5614030 2M5614040 2M5614060	8 8	STD 0.50 0.75 1.00 1.50 STD 0.50 0.75 1.00 1.50
1958-66 1958-66	6063 6375	370 389	6.0 L 6.4 L	8 8		Pontiac Pontiac	4 1/16	5/64 5/64 3/16	032 BF PC GI 126 RVT PC GI 860 FV CR 732 FV CR 362 BF 3CR GI 126 RVT PC GI 860 FV CR 732 FV CR 327 BF PM GI 126 RVT PC GI 860 FV CR 732 FV CR	639 639030 639040 639060 2C639 2C639040 2C639060 2M639 2M639030 2M639040	8 8 8	STD 0.75 1.00 1.50 STD 1.00 1.50 STD 0.75 1.00
1957-60	6080	371	6.1 L	8		Oldsmobile	4.000	5/64 3/32 3/16	032 BF PC GI 126 RVT PC GI 860 FV CR 732 FV CR	650	8	STD
2009-15	6162	376	6.2 L	8	LS9, ZK1 Vin: T Supercharged	Gen IV Cadillac CTS-V, Corvette	103.25 4.065	1.50 1.20 2.00	397 BF PM S 406 N PC DI 991 FV CR 005 FV CR	2M5275	8	STD
2008-15	6195	378	6.2 L	8	LS3, LSA, L94, L9H, L99 Vin: F, J, P, R, T, W, 2 OHV	Corvette, Camaro, Cadillac CTS	103.25 4.065	1.50 1.50 2.50	336 T PM DI 406 N PC DI 985 FV CR 732 FV CR	2M5292 2M5292010 2M5292020 2M5292030 2M5292040	8	STD 0.25 0.50 0.75 1.00

YEAR	CC	CID	LITER	CYL	ENGINE	MODEL	BORE	GRV	RING TYPE	HAST SET Set #	CYL SET	SIZE
GENERAL MOTORS- Cars												
1959-64	6457	394	6.5 L	8		Oldsmobile	4 1/8	5/64 3/32 3/16	032 BF PC GI 126 RVT PC GI 860 FV CR 732 FV CR	651 651020 651030 651040 651060	8	STD 0.50 0.75 1.00 1.50
1965-69 1963-66	6490 6900	396 421	6.5 L 6.9 L	8 8		Chevrolet Pontiac	4 3/32	5/64 5/64 3/16	032 BF PC GI 126 RVT PC GI 860 FV CR 732 FV CR 327 BF PM GI 126 RVT PC GI 860 FV CR 732 FV CR	641 641030 641040 641060 2M641 2M641030 2M641040 2M641060	8 8	STD 0.75 1.00 1.50 STD 0.75 1.00 1.50
1968-69	6555	400	6.6 L	8		Oldsmobile	3.870	5/64 5/64 3/16	032 BF PC GI 126 RVT PC GI 860 FV CR 732 FV CR 362 BF 3CR GI 126 RVT PC GI 860 FV CR 732 FV CR 327 BF PM GI 126 RVT PC GI 860 FV CR 732 FV CR	698 698040 698060 2C698 2C698040 2C698060 2M698 2M698040 2M698060	8 8 8	STD 1.00 1.50 STD 1.00 1.50 STD 1.00 1.50
1967-79 1967-77	6555 7014	400 428	6.6 L 7.0 L	8 8		Pontiac, Oldsmobile Pontiac	4.120	5/64 5/64 3/16	032 BF PC GI 126 RVT PC GI 860 FV CR 732 FV CR 363 BF CR GI 126 RVT PC GI 860 FV CR 732 FV CR 345 T PM GI 126 RVT PC GI 860 FV CR 732 FV CR	644 644010 644020 644030 644040 644060 2C644 2C644010 2C644020 2C644030 2C644040 2C644060 2M644 2M644020 2M644030 2M644040 2M644060	8 8 8	STD 0.25 0.50 0.75 1.00 1.50 STD 0.25 0.50 0.75 1.00 1.50 STD 0.50 0.75 1.00 1.50
1967-69	6555	400	6.6 L	8		GS400, Buick	4.040	5/64 5/64 3/16	032 BF PC GI 126 RVT PC GI 860 FV CR 732 FV CR 362 BF 3CR GI 126 RVT PC GI 860 FV CR 732 FV CR 397 BF PM S 126 RVT PC GI 860 FV CR 732 FV CR	694 694020 694030 694040 694060 694070 2C694 2C694020 2C694030 2C694040 2M694 2M694020 2M694030 2M694040 2M694060	8 8 8	STD 0.50 0.75 1.00 1.50 1.75 STD 0.50 0.75 1.00 STD 0.50 0.75 1.00 1.50

YEAR	CC	CID	LITER	CYL	ENGINE	MODEL	BORE	GRV	RING TYPE	HAST SET Set #	CYL SET	SIZE
GENERAL MOTORS- Cars												
1959-66 1959-66 1967-69	6555 6571 7046	400 401 430	6.6 L 6.6 L 7.0 L	8 8 8		Buick Buick Nailhead Buick	4 3/16	5/64 5/64 3/16	032 BF PC GI 126 RVT PC GI 860 FV CR 732 FV CR 327 BF PM GI 126 RVT PC GI 860 FV CR 732 FV CR	437 437030 437040 2M437 2M437030 2M437040	8 8	STD 0.75 1.00 STD 0.75 1.00
1977-79	6604	403	6.6 L	8		Buick, Olds., Pontiac	4.351	5/64 5/64 3/16	032 BF PC GI 126 RVT PC GI 860 FV CR 732 FV CR 362 BF 3CR GI 126 RVT PC GI 860 FV CR 732 FV CR 345 T PM GI 126 RVT PC GI 860 FV CR 732 FV CR	4454 4454010 4454030 4454040 2C4454 2C4454010 2C4454020 2C4454030 2C4454040 2C4454060 2M4454 2M4454020 2M4454030 2M4454040 2M4454060	8 8	STD 0.25 0.75 1.00 STD 0.25 0.50 0.75 1.00 1.50 STD 0.50 0.75 1.00 1.50
1962-65 1963-66 1970-76	6702 6965 7456	409 425 455	6.7 L 7.0 L 7.5 L	8 8 8		Chevrolet All Buick Buick	4 5/16	5/64 5/64 3/16	032 BF PC GI 126 RVT PC GI 860 FV CR 732 FV CR 362 BF 3CR GI 126 RVT PC GI 860 FV CR 732 FV CR 327 BF PM GI 126 RVT PC GI 860 FV CR 732 FV CR	645 645030 645040 645060 2C645 2C645030 2M645 2M645030 2M645040 2M645060	8 8	STD 0.75 1.00 1.50 STD 0.75 STD 0.75 1.00 1.50
1977-79	6965	425	7.0 L	8		Cadillac	4.082	5/64 5/64 3/16	032 BF PC GI 126 RVT PC GI 860 FV CR 732 FV CR 362 BF 3CR GI 126 RVT PC GI 860 FV CR 732 FV CR 345 T PM GI 126 RVT PC GI 860 FV CR 732 FV CR	5568 5568020 5568030 5568040 5568060 2C5568 2C5568020 2C5568030 2C5568040 2C5568060 2M5568 2M5568020 2M5568030 2M5568040 2M5568060	8 8	STD 0.50 0.75 1.00 1.50 STD 0.50 0.75 1.00 1.50 STD 0.50 0.75 1.00 1.50
2006-13	6997	427	7.0 L	8	LS7 Vin:E OHV	Vortec Corvette ZO6	104.80 4.126	1.20 1.20 2.00	397 BF PM S 406 N PC DI 991 FV CR 005 FV CR	2M5129 2M5129010 2M5129020 2M5129030	8	STD 0.25 0.50 0.75

YEAR	CC	CID	LITER	CYL	ENGINE	MODEL	BORE	GRV	RING TYPE	HAST SET Set #	CYL SET	SIZE
GENERAL MOTORS- Cars												
1966-69 1970-76	6997 7440	427 454	7.0 L 7.4 L	8 8		Chevrolet Chevrolet	4 1/4	5/64 5/64 3/16	032 BF PC GI 126 RVT PC GI 860 FV CR 732 FV CR 363 BF CR GI 126 RVT PC GI 860 FV CR 732 FV CR 397 BF PM S 126 RVT PC GI 860 FV CR 732 FV CR	683 683010 683020 683030 683040 683060 683080 683100 2C683 2C683010 2C683020 2C683030 2C683040 2C683060 2M683 2M683010 2M683020 2M683030 2M683040 2M683060 2M683070 2M683080 2M683100	8 8 8 8	STD 0.25 0.50 0.75 1.00 1.50 2.00 2.50 STD 0.25 0.50 0.75 1.00 1.50 STD 0.25 0.50 0.75 1.00 1.50 1.75 2.00 2.50
1966-67	7030	429	7.0 L	8		All Models Cadillac	4.130	1/16 1/16 3/16	032 BF PC GI 126 RVT PC GI 860 FV CR 732 FV CR	657 657030	8	STD 0.75
1970-76	7456	455	7.5 L	8		Pontiac	4.151	5/64 1/16 3/16	032 BF PC GI 126 RVT PC GI 860 FV CR 732 FV CR 345 T PM GI 126 RVT PC GI 860 FV CR 732 FV CR	643 643030 643040 2M643 2M643030 2M643040 2M643060	8 8	STD 0.75 1.00 STD 0.75 1.00 1.50
1968-74 1970-76	7735 8194	472 500	7.7 L 8.2 L	8 8		Cadillac Cadillac	4.300	5/64 5/64 3/16	032 BF PC GI 126 RVT PC GI 860 FV CR 732 FV CR 327 BF PM GI 126 RVT PC GI 860 FV CR 732 FV CR	695 695020 695030 695040 2M695 2M695020 2M695030	8 8	STD 0.50 0.75 1.00 STD 0.50 0.75
GENERAL MOTORS-Trucks												
1989-00	1587	97	1.6 L	4	G16, G16K, G16KV Vin: U Suzuki Eng.	GEO Tracker	75.00 2.953	1.20 1.50 2.80	398 BF CR S 435 SCRPP PC GI 859 FV CR 732 FV CR	2C4640 2C4640010 2C4640020 2C4640030 2C4640040 2C4640060	4	STD 0.25 0.50 0.75 1.00 1.50
1973-77	1584	97	1.6 L	4	G161 Isuzu Eng.	Chevrolet Luv	82.00 3.228	2.00 2.00 4.00	032 BF PC GI 126 RVT PC GI 056 FV CR 732 FV CR 362 BF 3CR GI 126 RVT PC GI 056 FV CR 732 FV CR	4294 4294020 4294030 4294040 4294060 2C4294 2C4294010 2C4294020 2C4294030 2C4294040 2C4294060	4 4	STD 0.50 0.75 1.00 1.50 STD 0.25 0.50 0.75 1.00 1.50

YEAR	CC	CID	LITER	CYL	ENGINE	MODEL	BORE	GRV	RING TYPE	HAST SET Set #	CYL SET	SIZE
GENERAL MOTORS-Trucks												
1973-82	1584	97	1.6 L	4	PL820	Chev Luv Fit Brazilian Mahle Piston	82.00 3.228	2.00 2.00 4.00	363 BF CR GI 126 RVT PC GI 056 FV CR 732 FV CR	2C4826 2C4826020 2C4826030 2C4826040 2C4826060	4	STD 0.50 0.75 1.00 1.50
1982-84	1819	111	1.8 L	4	Isuzu Eng.	Chevrolet	84.07 3.310	1.50 1.50 4.00	032 BF PC GI 401 SCRCP PC GI 056 FV CR 732 FV CR 376 BF CR DI 401 SCRCP PC GI 056 FV CR 732 FV CR	6152 6152020 6152030 6152040 2C6152 2C6152020 2C6152030 2C6152040 2C6152060	4 4	STD 0.50 0.75 1.00 STD 0.50 0.75 1.00 1.50
1972-84	1819	111	1.8 L	4	G180Z Vin: W Isuzu Eng.	Chevrolet Luv	84.00 3.307	2.00 2.00 4.00	032 BF PC GI 126 RVT PC GI 058 FV CR 732 FV CR 362 BF 3CR GI 126 RVT PC GI 058 FV CR 732 FV CR	4247 4247020 4247030 4247040 4247060 2C4247 2C4247010 2C4247020 2C4247030 2C4247040 2C4247060	4 4	STD 0.50 0.75 1.00 1.50 STD 0.25 0.50 0.75 1.00 1.50
1983-85	1950	119	1.9 L	4		GMC	87.00 3.425	1.50 1.50 4.00	102 T PC GI 102 T PC GI 058 FV CR 732 FV CR 362 BF 3CR GI 102 T PC GI 058 FV CR 732 FV CR 327 BF PM GI 102 T PC GI 058 FV CR 732 FV CR	6149 6149010 6149020 6149030 6149040 6149060 2C6149 2C6149010 2C6149020 2C6149030 2C6149040 2M6149 2M6149010 2M6149020 2M6149030 2M6149040	4 4 4	STD 0.25 0.50 0.75 1.00 1.50 STD 0.25 0.50 0.75 1.00 STD 0.25 0.50 0.75 1.00
1982	1950	119	1.9 L	4		GMC	87.00 3.425	2.00 2.00 4.00	032 BF PC GI 126 RVT PC GI 056 FV CR 732 FV CR 362 BF 3CR GI 126 RVT PC GI 056 FV CR 732 FV CR 327 BF PM GI 126 RVT PC GI 056 FV CR 732 FV CR	6157 6157020 6157030 6157040 6157060 2C6157 2C6157020 2C6157030 2C6157040 2M6157 2M6157020 2M6157030 2M6157040	4 4 4	STD 0.50 0.75 1.00 1.50 STD 0.50 0.75 1.00 STD 0.50 0.75 1.00
1983-84	1983	121	2.0 L	4		S Series	89.00 3.504	2.00 2.00 4.75	032 BF PC GI 126 RVT PC GI 860 FV CR 732 FV CR 362 BF 3CR GI 126 RVT PC GI 860 FV CR 732 FV CR	4705 4705020 4705030 4705040 2C4705 2C4705020 2C4705030 2C4705040	4 4	STD 0.50 0.75 1.00 STD 0.50 0.75 1.00

YEAR	CC	CID	LITER	CYL	ENGINE	MODEL	BORE	GRV	RING TYPE	HAST SET Set #	CYL SET	SIZE
GENERAL MOTORS-Trucks												
1999-04	2000	122	2.0 L	4	Vin: C Suzuki Eng.	Tracker	84.00 3.307	1.20 1.50 2.50	398 BF CR S 126 RVT PC GI 995 FV CR 732 FV CR 326 TBF GN SS 435 SCR P PC GI 987 FV GN SS 714 GN SS	2C4959 2C4959010 2C4959020 2C4959030 2C4959040 2N4959	4 4	STD 0.25 0.50 0.75 1.00 STD
1987-89 1994-03	2000 2196	122 134	2.0 L 2.2 L	4 4	Vin: 1,4,5,L	GMC Shallow Oil Ring Grv.	89.00 3.504	1.50 1.50 3.00	397 BF PM S 126 RVT PC GI 872 FV CR 005 FV CR	2M6209 2M6209020 2M6209030 2M6209040 2M6209060	4	STD 0.50 0.75 1.00 1.50
1983-86	2000	122	2.0 L	4	Vin: P	Chevrolet Deep Oil Ring Grv.	89.00 3.504	1.50 1.50 4.75	032 BF PC GI 126 RVT PC GI 860 FV CR 732 FV CR 397 BF PM S 126 RVT PC GI 860 FV CR 732 FV CR	4256 4256020 4256030 4256040 4256060 2M4256 2M4256020 2M4256030 2M4256040 2M4256060	4 4	STD 0.50 0.75 1.00 1.50 STD 0.50 0.75 1.00 1.50
1984-86	2000	122	2.0 L	4		GMC Shallow Oil Ring Grv.	89.00 3.504	1.50 1.50 4.75	032 BF PC GI 126 RVT PC GI 872 FV CR 732 FV CR 397 BF PM S 126 RVT PC GI 872 FV CR 732 FV CR	6169 6169020 6169030 6169040 6169060 2M6169 2M6169020 2M6169030 2M6169040 2M6169060	4 4	STD 0.50 0.75 1.00 1.50 STD 0.50 0.75 1.00 1.50
1982-86	2000	122	2.0 L	4		GMC Deep Oil Ring Grv.	89.00 3.504	1.50 2.00 4.75	032 BF PC GI 126 RVT PC GI 860 FV CR 732 FV CR 397 BF PM S 126 RVT PC GI 860 FV CR 732 FV CR	4408 4408020 4408030 4408040 2M4408 2M4408020 2M4408030 2M4408040	4 4	STD 0.50 0.75 1.00 STD 0.50 0.75 1.00
1982-83	2000	122	2.0 L	4		GMC Shallow Oil Ring Grv.	89.00 3.504	1.50 2.00 4.75	032 BF PC GI 126 RVT PC GI 872 FV CR 732 FV CR 397 BF PM S 126 RVT PC GI 872 FV CR 732 FV CR	5650 5650020 5650030 5650040 5650060 2M5650 2M5650020 2M5650030 2M5650040 2M5650060	4 4	STD 0.50 0.75 1.00 1.50 STD 0.50 0.75 1.00 1.50
2012-15 2012-16	2384 2457	145 150	2.4 L 2.5 L	4	LEA ECOTEC LKW ECOTEC DOHC	Equinox, Denali, Terrain GM Canyon W/ 2mm Oil Grv.	88.00 3.464	1.20 1.50 2.00	398 BF CR S 126 RVT PC GI 993 FV CR 005 FV CR	2C4564 2C4564010 2C4564020 2C4564030	4	STD 0.25 0.50 0.75
1961-63	2384	145	2.4 L	6		Chevrolet	3 7/16	5/64 5/64 3/16	032 BF PC GI 126 RVT PC GI 860 FV CR 732 FV CR 362 BF 3CR GI 126 RVT PC GI 860 FV CR 732 FV CR	663 663030 2C663 2C663030	6 6	STD 0.75 STD 0.75

YEAR	CC	CID	LITER	CYL	ENGINE	MODEL	BORE	GRV	RING TYPE	HAST SET Set #	CYL SET	SIZE
GENERAL MOTORS-Trucks												
2004-08	2393	146	2.4 L	4	16V L4 SOHC	S10 Blazer, Export	87.50 3.445	1.20 1.50 2.50	398 BF CR S 126 RVT PC GI 995 FV CR 732 FV CR	2C4174 2C4174020 2C4174030 2C4174040	4	STD 0.50 0.75 1.00
1985-93	2474	151	2.5 L	4		GMC Shallow Oil Ring Grv.	4.000	1/16 5/64 3/16	032 BF PC GI 126 RVT PC GI 872 FV CR 732 FV CR 362 BF 3CR GI 126 RVT PC GI 872 FV CR 732 FV CR 327 BF PM GI 126 RVT PC GI 872 FV CR 732 FV CR	5663 5663020 5663030 5663040 5663060 2C5663 2C5663020 2C5663030 2C5663040 2C5663060 2M5663 2M5663020 2M5663030 2M5663040 2M5663060	4 4 4	STD 0.50 0.75 1.00 1.50 STD 0.50 0.75 1.00 1.50 STD 0.50 0.75 1.00 1.50
1982-86	2474	151	2.5 L	4		GMC Deep Oil Grv.	4.000	1/16 5/64 3/16	032 BF PC GI 126 RVT PC GI 860 FV CR 732 FV CR 362 BF 3CR GI 126 RVT PC GI 860 FV CR 732 FV CR 327 BF PM GI 126 RVT PC GI 860 FV CR 732 FV CR	4366 4366020 4366030 4366040 4366060 2C4366 2C4366020 2C4366030 2C4366040 2C4366060 2M4366 2M4366020 2M4366030 2M4366040 2M4366060	4 4 4	STD 0.50 0.75 1.00 1.50 STD 0.50 0.75 1.00 1.50 STD 0.50 0.75 1.00 1.50
1963-70	2507	153	2.5 L	4		GMC	3 7/8	5/64 5/64 3/16	032 BF PC GI 126 RVT PC GI 860 FV CR 732 FV CR 362 BF 3CR GI 126 RVT PC GI 860 FV CR 732 FV CR 327 BF PM GI 126 RVT PC GI 860 FV CR 732 FV CR	665 665010 665020 665030 665040 665060 2C665 2C665010 2C665020 2C665030 2C665040 2C665060 2M665 2M665010 2M665020 2M665030 2M665040 2M665060	4 4 4	STD 0.25 0.50 0.75 1.00 1.50 STD 0.25 0.50 0.75 1.00 1.50 STD 0.25 0.50 0.75 1.00 1.50 2.00
2004-06	2770	169	2.8 L	4	Vin: 8		93.00 3.661	1.20 1.50 2.50	398 BF CR S 126 RVT PC GI 995 FV CR 732 FV CR	2C5137 2C5137020 2C5137030 2C5137040	4	STD 0.50 0.75 1.00

YEAR	CC	CID	LITER	CYL	ENGINE	MODEL	BORE	GRV	RING TYPE	HAST SET Set #	CYL SET	SIZE
GENERAL MOTORS-Trucks												
1985-93	2835	173	2.8 L	6		GMC W/ Cast Iron Heads Shallow Oil Ring Grv.	89.00 3.504	1.50 2.00 4.75	032 BF PC GI 126 RVT PC GI 872 FV CR 732 FV CR 397 BF PM S 126 RVT PC GI 872 FV CR 732 FV CR	6194 6194020 6194030 6194040 6194060 2M6194 2M6194010 2M6194020 2M6194030 2M6194040 2M6194060	6 6	STD 0.50 0.75 1.00 1.50 STD 0.25 0.50 0.75 1.00 1.50
1981-84	2835	173	2.8 L	6		GMC S15 Deep Oil Ring Grv.	89.00 3.504	1.50 2.00 4.75	032 BF PC GI 126 RVT PC GI 860 FV CR 732 FV CR 363 BF CR GI 126 RVT PC GI 860 FV CR 732 FV CR 397 BF PM S 126 RVT PC GI 860 FV CR 732 FV CR	5632 5632010 5632020 5632030 5632040 5632060 2C5632 2C5632020 2C5632030 2C5632040 2C5632060 2M5632 2M5632010 2M5632020 2M5632030 2M5632040 2M5632060	6 6 6	STD 0.25 0.50 0.75 1.00 1.50 STD 0.50 0.75 1.00 1.50 STD 0.25 0.50 0.75 1.00 1.50
2007-12	2900	177	2.9 L	4	Vin: 9 DOHC		95.50 3.760	1.20 1.50 2.50	398 BF CR S 126 RVT PC GI 995 FV CR 732 FV CR	2C5236 2C5236020 2C5236030 2C5236040	4	STD 0.50 0.75 1.00
2010-12	2982	182	3.0 L	6	LFW Vin: 5	Flex Fuel	89.00 3.504	1.00 1.20 1.50	398 BF CR S 126 RVT PC GI 981 FV CR 005 FV CR	2C5225 2C5225010 2C5225020 2C5225030 2C5225040	6	STD 0.25 0.50 0.75 1.00
1987-95	3097	189	3.1 L	6	Vin: D	GMC W Shallow Oil Ring Grv.	89.00 3.504	1.50 1.50 4.00	032 BF PC GI 126 RVT PC GI 872 FV CR 732 FV CR 397 BF PM S 126 RVT PC GI 872 FV CR 732 FV CR	4456 4456010 4456020 4456030 4456040 4456060 2M4456 2M4456010 2M4456020 2M4456030 2M4456040 2M4456060	6 6	STD 0.25 0.50 0.75 1.00 1.50 STD 0.25 0.50 0.75 1.00 1.50
1963-67	3179	194	3.2 L	6		GMC	3 9/16	5/64 5/64 3/16	032 BF PC GI 126 RVT PC GI 860 FV CR 732 FV CR 362 BF 3CR GI 126 RVT PC GI 860 FV CR 732 FV CR 327 BF PM GI 126 RVT PC GI 860 FV CR 732 FV CR	666 666020 666060 2C666 2C666060 2M666 2M666060	6 6 6	STD 0.50 1.50 STD 1.50 STD 1.50

YEAR	CC	CID	LITER	CYL	ENGINE	MODEL	BORE	GRV	RING TYPE	HAST SET Set #	CYL SET	SIZE
GENERAL MOTORS-Trucks												
1978-79	3277	200	3.3 L	6		GMC	3 1/2	5/64 5/64 3/16	032 BF PC GI 126 RVT PC GI 860 FV CR 732 FV CR 362 BF 3CR GI 126 RVT PC GI 860 FV CR 732 FV CR 327 BF PM GI 126 RVT PC GI 860 FV CR 732 FV CR	582 582005 582030 582040 582060 2C582 2C582005 2M582 2M582005 2M582030 2M582040	6 6 6	STD 0.13 0.75 1.00 1.50 STD 0.13 STD 0.13 0.75 1.00
1989-93	3300	204	3.3 L	6		GMC Shallow Oil Ring Grv.	94.00 3.701	1.50 1.50 3.00	032 BF PC GI 126 RVT PC GI 872 FV CR 005 FV CR 327 BF PM GI 126 RVT PC GI 872 FV CR 005 FV CR	4478 4478020 4478030 4478040 2M4478 2M4478020 2M4478030 2M4478040 2M4478060	6 6	STD 0.50 0.75 1.00 STD 0.50 0.75 1.00 1.50
2002-09	3392	207	3.4 L	6	Vin: E,F	GMC w/3.00mm oil grv.	92.00 3.622	1.20 1.50 3.00	398 BF CR S 126 RVT PC GI 054 FV CR 005 FV CR	2C4903 2C4903020 2C4903030 2C4903040	6	STD 0.50 0.75 1.00
1996-03	3392	207	3.4 L	6	Vin: E,F	GMC	92.00 3.622	1.20 1.50 4.00	398 BF CR S 126 RVT PC GI 872 FV CR 005 FV CR 397 BF PM S 126 RVT PC GI 872 FV CR 005 FV CR	2C4893 2C4893020 2C4893030 2C4893040 2C4893060 2M4893 2M4893020 2M4893030 2M4893040	6 6	STD 0.50 0.75 1.00 1.50 STD 0.50 0.75 1.00
2004-06	3460	211	3.5 L	5	L5 Vin: 6		93.00 3.661	1.20 1.50 2.50	398 BF CR S 126 RVT PC GI 995 FV CR 732 FV CR 397 BF PM S 126 RVT PC GI 995 FV CR 732 FV CR	2C5139 2C5139010 2C5139020 2C5139030 2C5139040 2M5139 2M5139010 2M5139020 2M5139030 2M5139040	5 5	STD 0.25 0.50 0.75 1.00 STD 0.25 0.50 0.75 1.00
1937-53	3540	216	3.5 L	6		Chevrolet 4 Ring Piston	3 1/2	1/8 1/8 3/16 3/16	032 BF PC GI 126 RVT PC GI 860 FV CR 732 FV CR 501 1PCO PC GI	6337	6	STD
1937-53	3540	216	3.5 L	6		GMC - CI Piston 3 Ring Piston	3 1/2	1/8 1/8 3/16	032 BF PC GI 126 RVT PC GI 860 FV CR 732 FV CR 362 BF 3CR GI 126 RVT PC GI 860 FV CR 732 FV CR	133 133030 2C133	6 6	STD 0.75 STD

YEAR	CC	CID	LITER	CYL	ENGINE	MODEL	BORE	GRV	RING TYPE	HAST SET Set #	CYL SET	SIZE
GENERAL MOTORS-Trucks												
2004-13	3605	220	3.6 L	6	Vin: 7, D	GMC	94.00 3.701	1.20 1.50 2.50	398 BF CR S 126 RVT PC GI 995 FV CR 732 FV CR 397 BF PM S 126 RVT PC GI 995 FV CR 732 FV CR	2C5133 2C5133010 2C5133020 2C5133030 2C5133040 2M5133 2M5133010 2M5133020 2M5133030 2M5133040	6 6	STD 0.25 0.50 0.75 1.00 STD 0.25 0.50 0.75 1.00
2007-12	3654	223	3.7 L	5	L5 Vin: E DOHC	Hummer H3, H3T	95.50 3.760	1.20 1.50 2.50	398 BF CR S 126 RVT PC GI 995 FV CR 732 FV CR	2C5215 2C5215020 2C5215030 2C5215040	5	STD 0.50 0.75 1.00
1950-53	3736	228	3.7 L	6		GMC To S/N 228-308565	3 9/16	3/32 1/8 1/8 3/16	362 BF 3CR GI 126 RVT PC GI 126 RVT PC GI 860 FV CR 732 FV CR	2C5047 2C5047030	6	STD 0.75
1935-50	3736	228	3.7 L	6		GMC To S/N 228-308565	3 9/16	1/8 1/8 1/8 3/16	362 BF 3CR GI 126 RVT PC GI 126 RVT PC GI 860 FV CR 732 FV CR	2C468	6	STD
1935-50	3736	228	3.7 L	6		GMC	3 9/16	3/32 3/32 3/32 3/16	362 BF 3CR GI 126 RVT PC GI 126 RVT PC GI 860 FV CR 732 FV CR	2C5257	6	STD
1980-85	3753	229	3.8 L	6		GMC	3.736	5/64 5/64 3/16	032 BF PC GI 126 RVT PC GI 860 FV CR 732 FV CR 362 BF 3CR GI 126 RVT PC GI 860 FV CR 732 FV CR 327 BF PM GI 126 RVT PC GI 860 FV CR 732 FV CR	5617 5617010 5617020 5617030 5617040 5617060 2C5617 2C5617010 2C5617020 2C5617030 2C5617040 2C5617060 2M5617 2M5617010 2M5617020 2M5617030 2M5617040 2M5617060	6 6 6	STD 0.25 0.50 0.75 1.00 1.50 STD 0.25 0.50 0.75 1.00 1.50 STD 0.25 0.50 0.75 1.00 1.50

YEAR	CC	CID	LITER	CYL	ENGINE	MODEL	BORE	GRV	RING TYPE	HAST SET Set #	CYL SET	SIZE
GENERAL MOTORS-Trucks												
1963-69 1963-84	3770 4097	230 250	3.8 L 4.1 L	6 6		GMC Chevy, GMC	3 7/8	5/64 5/64 3/16	032 BF PC GI 126 RVT PC GI 860 FV CR 732 FV CR 362 BF 3CR GI 126 RVT PC GI 860 FV CR 732 FV CR 327 BF PM GI 126 RVT PC GI 860 FV CR 732 FV CR	667 667010 667020 667030 667040 667060 667080 2C667 2C667010 2C667020 2C667030 2C667040 2C667060 2C667080 2M667 2M667010 2M667020 2M667030 2M667040 2M667060 2M667080	6 6 6	STD 0.25 0.50 0.75 1.00 1.50 2.00 STD 0.25 0.50 0.75 1.00 1.50 2.00 STD 0.25 0.50 0.75 1.00 1.50 2.00
1987-95	3800	231	3.8 L	6		Chevrolet, GMC Shallow Oil Ring Grv.	96.50 3.799	1.50 1.50 3.00	032 BF PC GI 126 RVT PC GI 872 FV CR 732 FV CR 327 BF PM GI 126 RVT PC GI 872 FV CR 732 FV CR	4458 4458020 4458030 4458040 4458060 2M4458 2M4458020 2M4458030 2M4458040 2M4458060	6 6	STD 0.50 0.75 1.00 1.50 STD 0.50 0.75 1.00 1.50
1985-86	3785	231	3.8 L	6		Chevrolet, GMC Deep Oil Ring Grv.	3.800	5/64 5/64 3/16	032 BF PC GI 126 RVT PC GI 860 FV CR 732 FV CR 362 BF 3CR GI 126 RVT PC GI 860 FV CR 732 FV CR 327 BF PM GI 126 RVT PC GI 860 FV CR 732 FV CR	5474 5474020 5474030 5474040 5474060 2C5474 2C5474010 2C5474020 2C5474030 2C5474040 2C5474060 2M5474 2M5474020 2M5474030 2M5474040 2M5474060	6 6	STD 0.50 0.75 1.00 1.50 STD 0.25 0.50 0.75 1.00 1.50 STD 0.50 0.75 1.00 1.50
1956-62	3851	235	3.9 L	6		GMC-Canada	3 9/16	3/32 3/32 3/16	032 BF PC GI 126 RVT PC GI 860 FV CR 732 FV CR 362 BF 3CR GI 126 RVT PC GI 860 FV CR 732 FV CR	136 136020 136030 136040 136080 2C136 2C136030 2C136040	6 6	STD 0.50 0.75 1.00 2.00 STD 0.75 1.00
1953-61	3851	235	3.9 L	6		GMC 4 Ring Piston	3 9/16	3/32 3/32 3/16 3/16	032 BF PC GI 126 RVT PC GI 860 FV CR 732 FV CR 501 1PCO PC GI	6338 6338020 6338030 6338040	6	STD 0.50 0.75 1.00

YEAR	CC	CID	LITER	CYL	ENGINE	MODEL	BORE	GRV	RING TYPE	HAST SET	CYL SET	SIZE
	CC	CID	LITER							Set #		
GENERAL MOTORS-Trucks												
1950-55	3851	235	3.9 L	6		GMC-Canada	3 9/16	3/32 1/8 3/16	032 BF PC GI 126 RVT PC GI 860 FV CR 732 FV CR 362 BF 3CR GI 126 RVT PC GI 860 FV CR 732 FV CR	135 135030 2C135 2C135030	6 6	STD 0.75 STD 0.75
	3867 4868	236 286	3.9 L 4.7 L	6		GMC GMC	3 5/8	1/8 1/8 1/8 3/16	362 BF 3CR GI 126 RVT PC GI 126 RVT PC GI 860 FV CR 732 FV CR	2C4008	6	STD
2004-11	3900	238	3.9 L	6	LZG (gas), LZE (flex-fuel) Vin: N,R,W,1,3		99.00 3.897	1.20 1.50 2.50	398 BF CR S 126 RVT PC GI 995 FV CR 732 FV CR	2C5270 2C5270020 2C5270030 2C5270040	6	STD 0.50 0.75 1.00
1953-55	4067	248	4.1 L	6		GMC	3 23/32	3/32 3/32 3/32 3/16	363 BF CR GI 126 RVT PC GI 126 RVT PC GI 860 FV CR 732 FV CR	2C5255 2C5255030	6	STD 0.75
	4067	248	4.1 L	6		GMC	3 23/32	3/32 1/8 1/8 3/16	363 BF CR GI 126 RVT PC GI 126 RVT PC GI 860 FV CR 732 FV CR	2C4400 2C4400030	6	STD 0.75
2002-09	4195	256	4.2 L	6	Vin: S,X L6 DOHC	GMC w/1.5 2nd grv	93.00 3.661	1.20 1.50 2.50	397 BF PM S 126 RVT PC GI 995 FV CR 732 FV CR	2M5227 2M5227010 2M5227020 2M5227030 2M5227040	6	STD 0.25 0.50 0.75 1.00
2000	4195	256	4.2 L	6	L6 Vin: S	GMC w/1.2 2nd grv	93.00 3.661	1.20 1.20 2.50	398 BF CR S 126 RVT PC GI 995 FV CR 732 FV CR 397 BF PM S 126 RVT PC GI 995 FV CR 732 FV CR	2C4781 2C4781010 2C4781020 2C4781030 2C4781040 2M4781 2M4781010 2M4781020 2M4781030 2M4781040	6 6	STD 0.25 0.50 0.75 1.00 STD 0.25 0.50 0.75 1.00
1954-62	4277	261	4.3 L	6		GMC - Canada	3 3/4	3/32 3/32 3/16	032 BF PC GI 126 RVT PC GI 860 FV CR 732 FV CR 363 BF CR GI 126 RVT PC GI 860 FV CR 732 FV CR	137 137030 2C137	6 6	STD 0.75 STD
1996-13	4293	262	4.3 L	6	Vin: W,X		101.60 4.000	1.50 1.50 3.00	032 BF PC GI 126 RVT PC GI 872 FV CR 732 FV CR 397 BF PM S 126 RVT PC GI 872 FV CR 732 FV CR	4862 4862020 4862030 4862040 4862060 2M4862 2M4862020 2M4862030 2M4862040 2M4862060	6 6	STD 0.50 0.75 1.00 1.50 STD 0.50 0.75 1.00 1.50

YEAR	CC	CID	LITER	CYL	ENGINE	MODEL	BORE	GRV	RING TYPE	HAST SET Set #	CYL SET	SIZE
GENERAL MOTORS-Trucks												
1990-95	4293	262	4.3 L	6			101.60 4.000	2.00 1.50 4.00	032 BF PC GI 126 RVT PC GI 872 FV CR 732 FV CR 397 BF PM S 126 RVT PC GI 872 FV CR 732 FV CR	4720 4720020 4720030 4720040 4720060 2M4720 2M4720020 2M4720030 2M4720040 2M4720060	6 6	STD 0.50 0.75 1.00 1.50 STD 0.50 0.75 1.00 1.50
1988-95	4293	262	4.3 L	6	Vin: Z	Shallow Oil Ring Grv.	101.60 4.000	2.00 2.00 4.75	032 BF PC GI 126 RVT PC GI 872 FV CR 732 FV CR 397 BF PM S 126 RVT PC GI 872 FV CR 732 FV CR	4721 4721020 4721030 4721040 4721060 2M4721 2M4721020 2M4721030 2M4721040 2M4721060	6 6	STD 0.50 0.75 1.00 1.50 STD 0.50 0.75 1.00 1.50
1985-94	4293	262	4.3 L	6	Vin: Z	Chevrolet Deep Oil Grv.	101.60 4.000	2.00 2.00 4.75	032 BF PC GI 126 RVT PC GI 871 FV CR 732 FV CR 362 BF 3CR GI 126 RVT PC GI 871 FV CR 732 FV CR 397 BF PM S 126 RVT PC GI 871 FV CR 732 FV CR	5712 5712020 5712030 5712040 5712060 2C5712 2C5712020 2C5712030 2C5712040 2C5712060 2M5712 2M5712020 2M5712030 2M5712040 2M5712060	6 6 6	STD 0.50 0.75 1.00 1.50 STD 0.50 0.75 1.00 1.50 STD 0.50 0.75 1.00 1.50
1975-76	4293	262	4.3 L	8		Chevrolet	3.671	5/64 5/64 3/16	032 BF PC GI 126 RVT PC GI 860 FV CR 732 FV CR 362 BF 3CR GI 126 RVT PC GI 860 FV CR 732 FV CR 327 BF PM GI 126 RVT PC GI 860 FV CR 732 FV CR	5477 5477030 2C5477 2C5477030 2M5477 2M5477030	8 8 8	STD 0.75 STD 0.75 STD 0.75
1994-96	4343	265	4.3 L	8	Vin: W	Chevrolet, GMC Shallow Oil Ring Grv.	94.89 3.736	2.00 2.00 4.75	032 BF PC GI 126 RVT PC GI 872 FV CR 732 FV CR 327 BF PM GI 126 RVT PC GI 872 FV CR 732 FV CR	4742 4742010 4742020 4742030 4742040 4742060 2M4742 2M4742010 2M4742020 2M4742030 2M4742040 2M4742060	8 8	STD 0.25 0.50 0.75 1.00 1.50 STD 0.25 0.50 0.75 1.00 1.50














YEAR	CC	CID	LITER	CYL	ENGINE	MODEL	BORE	GRV	RING TYPE	HAST SET Set #	CYL SET	SIZE
GENERAL MOTORS-Trucks												
1955-57 1955	4343 4703	265 288	4.3 L 4.7 L	8 8		Chevrolet GMC-Canada	3 3/4	5/64 5/64 3/16	032 BF PC GI 126 RVT PC GI 860 FV CR 732 FV CR 363 BF CR GI 126 RVT PC GI 860 FV CR 732 FV CR 327 BF PM GI 126 RVT PC GI 860 FV CR 732 FV CR	568 568010 568020 568030 568040 568060 568080 568100 2C568 2C568010 2C568020 2C568030 2C568040 2C568060 2M568 2M568010 2M568020 2M568030 2M568040 2M568060 2M568080 2M568100	8 8 8	STD 0.25 0.50 0.75 1.00 1.50 2.00 2.50 STD 0.25 0.50 0.75 1.00 1.50 STD 0.25 0.50 0.75 1.00 1.50 2.00 2.50
1979-82	4375	267	4.4 L	8		GMC	3 1/2	5/64 5/64 3/16	032 BF PC GI 126 RVT PC GI 860 FV CR 732 FV CR 363 BF CR GI 126 RVT PC GI 860 FV CR 732 FV CR 327 BF PM GI 126 RVT PC GI 860 FV CR 732 FV CR	652 652030 652040 652060 2C652 2C652010 2C652020 2C652030 2C652040 2M652 2M652030 2M652040	8 8	STD 0.75 1.00 1.50 STD 0.25 0.50 0.75 1.00 STD 0.75 1.00
1957-67 1968-73 1955-56 1958-59	4640 5030 5309 5506	283 307 324 336	4.6 L 5.0 L 5.3 L 5.5 L	8 8 8 8		GMC GMC GMC GMC To S/N 33635001	3 7/8	5/64 5/64 3/16	032 BF PC GI 126 RVT PC GI 860 FV CR 732 FV CR 327 BF PM GI 126 RVT PC GI 860 FV CR 732 FV CR	660 660010 660020 660030 660040 660060 660080 2M660 2M660010 2M660020	8 8	STD 0.25 0.50 0.75 1.00 1.50 2.00 STD 0.25 0.50

YEAR	CC	CID	LITER	CYL	ENGINE	MODEL	BORE	GRV	RING TYPE	HAST SET Set #	CYL SET	SIZE
GENERAL MOTORS-Trucks												
1963-89	4785	292	4.8 L	6		Chevy, GMC	3 7/8	3/32 3/32 3/16	032 BF PC GI 126 RVT PC GI 860 FV CR 732 FV CR 362 BF 3CR GI 126 RVT PC GI 860 FV CR 732 FV CR 327 BF PM GI 126 RVT PC GI 860 FV CR 732 FV CR	668 668010 668020 668030 668040 668060 668080 2C668 2C668010 2C668020 2C668030 2C668040 2C668060 2C668080 2M668 2M668010 2M668020 2M668030 2M668040 2M668060 2M668080	6 6 6	STD 0.25 0.50 0.75 1.00 1.50 2.00 STD 0.25 0.50 0.75 1.00 1.50 2.00 STD 0.25 0.50 0.75 1.00 1.50 2.00
	4785	292	4.8 L	6		Chevy, GMC Fits Brazilian Mahle Piston	3 7/8	3/32 3/32 3/16	363 BF CR GI 126 RVT PC GI 860 FV CR 732 FV CR	2C4840	6	STD
1999-15	4818	294	4.8 L	8	Vin: A,C,V,O,7,4	FLEX Shallow Top Grv.	96.00 3.779	1.50 1.50 3.00	397 BF PM S 126 RVT PC GI 872 FV CR 732 FV CR	2M4978 2M4978010 2M4978020 2M4978030 2M4978040 2M4978060	8	STD 0.25 0.50 0.75 1.00 1.50
1952-59	4949	302	4.9 L	6		GMC	4.000	3/32 3/32 3/32 3/16	363 BF CR GI 126 RVT PC GI 126 RVT PC GI 860 FV CR 732 FV CR	2C5209 2C5209060	6	STD 1.50
1993-02	4998	305	5.0 L	8	Vin: M	GMC Shallow Oil Ring Grv.	94.89 3.736	2.00 2.00 4.75	032 BF PC GI 126 RVT PC GI 872 FV CR 732 FV CR 327 BF PM GI 126 RVT PC GI 872 FV CR 732 FV CR	4742 4742010 4742020 4742030 4742040 4742060 2M4742 2M4742010 2M4742020 2M4742030 2M4742040 2M4742060	8 8	STD 0.25 0.50 0.75 1.00 1.50 STD 0.25 0.50 0.75 1.00 1.50
1977-94	4998	305	5.0 L	8		GMC Deep Oil Ring Grv.	3.736	5/64 5/64 3/16	032 BF PC GI 126 RVT PC GI 860 FV CR 732 FV CR 362 BF 3CR GI 126 RVT PC GI 860 FV CR 732 FV CR 327 BF PM GI 126 RVT PC GI 860 FV CR 732 FV CR	5499 5499010 5499020 5499030 5499040 5499060 2C5499 2C5499010 2C5499020 2C5499030 2C5499040 2C5499060 2M5499 2M5499010 2M5499020 2M5499030 2M5499040 2M5499060	8 8 8	STD 0.25 0.50 0.75 1.00 1.50 STD 0.25 0.50 0.75 1.00 1.50 STD 0.25 0.50 0.75 1.00 1.50

YEAR	CC	CID	LITER	CYL	ENGINE	MODEL	BORE	GRV	RING TYPE	HAST SET Set #	CYL SET	SIZE
GENERAL MOTORS-Trucks												
1960-72	4998	305	5.0 L	6		GMC 3 Ring Piston	4 1/4	3/32 3/32 3/16	363 BF CR GI 126 RVT PC GI 860 FV CR 732 FV CR	2C6395	6	STD
1960-75	4998	305	5.0 L	6	Vin: A, B, C, D	GMC 4 Ring Piston	4 1/4	3/32 3/32 3/32 3/16	032 BF PC GI 126 RVT PC GI 126 RVT PC GI 860 FV CR 732 FV CR 363 BF CR GI 126 RVT PC GI 126 RVT PC GI 860 FV CR 732 FV CR	6308 2C6308	6 6	STD STD
1955-56 1957	5180 5686	316 347	5.2 L 5.7 L	8 8		GMC GMC	3 15/16	5/64 5/64 3/16	032 BF PC GI 126 RVT PC GI 860 FV CR 732 FV CR	636 636030	8	STD 0.75
2014-17	5293	323	5.3 L	8	L83 Vin: C OHV FLEX/GAS	ECOTEC 3 Tahoe, Suburban	96.00 3.780	1.20 1.50 2.50	397 BF PM S 126 RVT PC GI 934 FV CR 005 FV CR	2M5380 2M5380020	8	STD 0.50
1999-13	5293	323	5.3 L	8	LC9, LS4 Vin: 0,3,4 B,C,J, L,M,P,T,Z	Shallow Top Grv.	96.00 3.779	1.50 1.50 3.00	397 BF PM S 126 RVT PC GI 872 FV CR 732 FV CR	2M4978 2M4978010 2M4978020 2M4978030 2M4978040 2M4978060	8	STD 0.25 0.50 0.75 1.00 1.50
1956-60 1962-68	5276 5358 5440	322 327 332	5.3 L 5.4 L 5.4 L	8 8 8		Chevrolet GMC GMC-Canada Deep Oil Ring Grv.	4.000	5/64 5/64 3/16	032 BF PC GI 126 RVT PC GI 860 FV CR 732 FV CR 362 BF 3CR GI 126 RVT PC GI 860 FV CR 732 FV CR 397 BF PM S 126 RVT PC GI 860 FV CR 732 FV CR	139 139010 139020 139030 139040 139060 139070 139080 139100 2C139 2C139010 2C139020 2C139030 2C139040 2C139060 2C139070 2C139080 2M139 2M139005 2M139010 2M139020 2M139030 2M139040 2M139060 2M139070 2M139080 2M139100	8 8 8	STD 0.25 0.50 0.75 1.00 1.50 1.75 2.00 2.50 STD 0.25 0.50 0.75 1.00 1.50 1.75 2.00 STD 0.13 0.25 0.50 0.75 1.00 1.50 1.75 2.00 2.50

YEAR	CC	CID	LITER	CYL	ENGINE	MODEL	BORE	GRV	RING TYPE	HAST SET Set #	CYL SET	SIZE
GENERAL MOTORS-Trucks												
1958-65 1974-80 1970-72	5703 6555 6588 7456	348 400 402 455	5.7 L 6.6 L 6.6 L 7.5 L	8 8 8 8		GMC-Canada GMC GMC GMC	4 1/8	5/64 5/64 3/16	032 BF PC GI 126 RVT PC GI 860 FV CR 732 FV CR 362 BF 3CR GI 126 RVT PC GI 860 FV CR 732 FV CR 327 BF PM GI 126 RVT PC GI 860 FV CR 732 FV CR	661 661010 661020 661030 661040 661060 2C661 2C661040 2M661 2M661010 2M661020 2M661030 2M661040 2M661060	8 8 8	STD 0.25 0.50 0.75 1.00 1.50 STD 1.00 STD 0.25 0.50 0.75 1.00 1.50
1996-00 1999-06	5735 5965	350 364	5.7 L 6.0 L	8 8	Vin: H,N,U	(Vortec) Shallow Oil Ring Grv.	101.60 4.000	1.50 1.50 3.00	032 BF PC GI 126 RVT PC GI 872 FV CR 732 FV CR 397 BF PM S 126 RVT PC GI 872 FV CR 732 FV CR	4860 4860020 4860030 4860040 4860060 2M4860 2M4860005 2M4860010 2M4860020 2M4860030 2M4860040 2M4860045 2M4860060	8 8	STD 0.50 0.75 1.00 1.50 STD 0.13 0.25 0.50 0.75 1.00 1.13 1.50
1990-02	5735	350	5.7 L	8	Vin: R	Light Wt. Piston Shallow Oil Ring Grv.	101.60 4.000	2.00 1.50 4.00	032 BF PC GI 126 RVT PC GI 872 FV CR 732 FV CR 397 BF PM S 126 RVT PC GI 872 FV CR 732 FV CR	4626 4626005 4626010 4626020 4626030 4626040 4626060 2M4626 2M4626005 2M4626010 2M4626020 2M4626025 2M4626030 2M4626035 2M4626040 2M4626060	8 8	STD 0.13 0.25 0.50 0.75 1.00 1.50 STD 0.13 0.25 0.50 0.63 0.75 0.88 1.00 1.50
1987-96	5735	350	5.7 L	8	Vin: K	GMC Shallow Oil Ring Grv.	4.000	5/64 5/64 3/16	032 BF PC GI 126 RVT PC GI 872 FV CR 732 FV CR 362 BF 3CR GI 126 RVT PC GI 872 FV CR 732 FV CR 397 BF PM S 126 RVT PC GI 872 FV CR 732 FV CR	5615 5615020 5615030 5615040 5615060 5615080 2C5615 2C5615020 2C5615030 2C5615040 2C5615060 2M5615 2M5615020 2M5615030 2M5615040 2M5615060 2M5615080	8 8 8	STD 0.50 0.75 1.00 1.50 2.00 STD 0.50 0.75 1.00 1.50 STD 0.50 0.75 1.00 1.50 2.00

YEAR	CC	CID	LITER	CYL	ENGINE	MODEL	BORE	GRV	RING TYPE	HAST SET Set #	CYL SET	SIZE
GENERAL MOTORS-Trucks												
1968-89	5735	350	5.7 L	8		GMC Deep Oil Ring Grv.	4.000	5/64 5/64 3/16	032 BF PC GI 126 RVT PC GI 860 FV CR 732 FV CR 362 BF 3CR GI 126 RVT PC GI 860 FV CR 732 FV CR 397 BF PM S 126 RVT PC GI 860 FV CR 732 FV CR	139 139010 139020 139030 139040 139060 139070 139080 139100 2C139 2C139010 2C139020 2C139030 2C139040 2C139060 2C139070 2C139080 2M139 2M139005 2M139010 2M139020 2M139030 2M139040 2M139060 2M139070 2M139080 2M139100	8 8 8	STD 0.25 0.50 0.75 1.00 1.50 1.75 2.00 2.50 STD 0.25 0.50 0.75 1.00 1.50 1.75 2.00 STD 0.13 0.25 0.50 0.75 1.00 1.50 2.00 2.50
1969-76	5900	360	5.9 L	6		GMC	4 1/8	3/32 3/32 3/32 1/4	362 BF 3CR GI 126 RVT PC GI 126 RVT PC GI 860 FV CR 732 FV CR	2C7124	6	STD
2005-15	5965	364	6.0 L	8	LS2, L96 LC8, LZ1 Vin: B, G, H, K, U, Y, 2, 5, 8	GMC fuel type CNG,FLEX, GAS, Electric/Gas	101.60 4.000	1.20 1.50 2.50	397 BF PM S 126 RVT PC GI 995 FV CR 732 FV CR	2M5170 2M5170005 2M5170010 2M5170020 2M5170030 2M5170040 2M5170060	8	STD 0.13 0.25 0.50 0.75 1.00 1.50
1991-97	6000	366	6.0 L	8		GMC 4 Ring Piston Shallow Oil Grv.	3 15/16	3/32 5/64 5/64 3/16	032 BF PC GI 126 RVT PC GI 126 RVT PC GI 872 FV CR 732 FV CR 363 BF CR GI 126 RVT PC GI 126 RVT PC GI 872 FV CR 732 FV CR 327 BF PM GI 126 RVT PC GI 126 RVT PC GI 872 FV CR 732 FV CR	4719 4719010 4719020 4719030 4719040 4719060 2C4719 2C4719010 2C4719020 2C4719030 2C4719040 2C4719060 2M4719 2M4719010 2M4719020 2M4719030 2M4719040 2M4719060	8 8 8	STD 0.25 0.50 0.75 1.00 1.50 STD 0.25 0.50 0.75 1.00 1.50 STD 0.25 0.50 0.75 1.00 1.50

YEAR	CC	CID	LITER	CYL	ENGINE	MODEL	BORE	GRV	RING TYPE	HAST SET	CYL SET	SIZE
												
GENERAL MOTORS-Trucks												
1991-97	6000	366	6.0 L	8	V8	GMC 4 Ring Piston Shallow Oil Grv.	3 15/16	3/32 5/64 3/16	032 BF PC GI 126 RVT PC GI 872 FV CR 732 FV CR 363 BF CR GI 126 RVT PC GI 872 FV CR 732 FV CR 327 BF PM GI 126 RVT PC GI 872 FV CR 732 FV CR	5049 5049010 5049020 5049030 5049040 5049060 2C5049 2C5049010 2C5049020 2C5049030 2C5049040 2C5049060 2M5049 2M5049010 2M5049020 2M5049030 2M5049040 2M5049060	8	STD 0.25 0.50 0.75 1.00 1.50 STD 0.25 0.50 0.75 1.00 1.50 STD 0.25 0.50 0.75 1.00 1.50
1966-90	6000	366	6.0 L	8		Chevrolet, GMC	3 15/16	3/32 5/64 5/64 3/16	032 BF PC GI 126 RVT PC GI 126 RVT PC GI 860 FV CR 732 FV CR 363 BF CR GI 126 RVT PC GI 126 RVT PC GI 860 FV CR 732 FV CR 327 BF PM GI 126 RVT PC GI 126 RVT PC GI 860 FV CR 732 FV CR	671 671010 671020 671030 671040 671060 2C671 2C671010 2C671020 2C671030 2C671040 2C671060 2M671 2M671020 2M671030 2M671040 2M671060	8	STD 0.25 0.50 0.75 1.00 1.50 STD 0.25 0.50 0.75 1.00 1.50 STD 0.50 0.75 1.00 1.50
1957-59	6063	370	6.1 L	8		GMC	4.000	5/64 3/32 3/16	032 BF PC GI 126 RVT PC GI 860 FV CR 732 FV CR 362 BF 3CR GI 126 RVT PC GI 860 FV CR 732 FV CR 397 BF PM S 126 RVT PC GI 860 FV CR 732 FV CR	577 577020 577030 577040 577060 2C577 2C577020 2C577030 2C577040 2C577060 2M577 2M577020 2M577030 2M577040 2M577060	8	STD 0.50 0.75 1.00 1.50 STD 0.50 0.75 1.00 1.50 STD 0.50 0.75 1.00 1.50
2009-11	6162	376	6.2 L	8	LS9, ZK1 Vin: T Supercharged	Denali, Escalade, Yukon	103.25 4.065	1.50 1.20 2.00	397 BF PM S 406 N PC DI 991 FV CR 005 FV CR	2M5275	8	STD
2007-17	6195	378	6.2 L	8	LS3, L9H(Flex Fuel), L92, L99 Vin: 2, 8, R, W OHV	Escalade, Sierra, Yukon	103.25 4.065	1.50 1.50 2.50	336 T PM DI 406 N PC DI 985 FV CR 732 FV CR	2M5292 2M5292010 2M5292020 2M5292030 2M5292040	8	STD 0.25 0.50 0.75 1.00
1982-95	6210	379	6.2 L	8		GMC Diesel Eng Incl Turbo	101.05 3.978	3.00 2.00 4.00	372 FKST CR DI 126 RVT PC GI 553 CF CR GI 881 2PCO	2D5655 2D565550 2D565575 2D5655100 2D5655150	8	STD 0.50 0.75 1.00 1.50

YEAR	CC	CID	LITER	CYL	ENGINE	MODEL	BORE	GRV	RING TYPE	HAST SET	CYL SET	SIZE
GENERAL MOTORS-Trucks												
1982-95	6210	379	6.2 L	8		GMC Diesel Eng Incl Turbo 2nd ring gap .029 - .039	101.05 3.978	3.00 2.00 4.00	372 FKST CR DI 130 RVT PC GI 553 CF CR GI 881 2PCO	2D4975 2D497550 2D497575 2D4975100 2D4975150	8	STD 0.50 0.75 1.00 1.50
1992-06	6473	395	6.5 L	8	Vin: F,S,Y	GMC Diesel Eng Incl Turbo 2nd ring gap .029 - .039	103.00 4.055	3.00 2.00 4.00	378 FKST BF CC DI 130 RVT PC GI 553 CF CR GI 881 2PCO	2D4744 2D474450 2D474475 2D4744100 2D4744150	8	STD 0.50 0.75 1.00 1.50
1966-69	6490	396	6.5 L	8		GMC	4 3/32	5/64 5/64 3/16	032 BF PC GI 126 RVT PC GI 860 FV CR 732 FV CR 327 BF PM GI 126 RVT PC GI 860 FV CR 732 FV CR	641 641030 641040 641060 2M641 2M641030 2M641040 2M641060	8	STD 0.75 1.00 1.50 STD 0.75 1.00 1.50
2001-15	6603	403	6.6 L	8	VIN:1,2,3,8,D,L OHV	V8 32V Duramax Diesel Eng	103.00 4.055	3.00 2.00 3.00	259 FKST BF GN SS 257 TF CR DI 203 CF GN SS 881 2PCO	2D4845 2D484550 2D4845100	8	STD 0.50 1.00
1962-65	6702	409	6.7 L	8		GMC	4 5/16	5/64 5/64 3/16	032 BF PC GI 126 RVT PC GI 860 FV CR 732 FV CR 362 BF 3CR GI 126 RVT PC GI 860 FV CR 732 FV CR 327 BF PM GI 126 RVT PC GI 860 FV CR 732 FV CR	645 645030 645040 645060 2C645 2C645030 2M645 2M645030 2M645040 2M645060	8	STD 0.75 1.00 1.50 STD 0.75 STD 0.75 1.00 1.50
1995-98	6997	427	7.0 L	8		GMC Shallow Oil Ring Grv.	4 1/4	5/64 5/64 5/64 3/16	032 BF PC GI 126 RVT PC GI 126 RVT PC GI 872 FV CR 732 FV CR 363 BF CR GI 126 RVT PC GI 126 RVT PC GI 872 FV CR 732 FV CR 397 BF PM S 126 RVT PC GI 126 RVT PC GI 872 FV CR 732 FV CR	4929 4929010 4929020 4929030 4929040 4929060 2C4929 2C4929010 2C4929020 2C4929030 2C4929040 2C4929060 2M4929 2M4929010 2M4929020 2M4929030 2M4929040 2M4929060	8	STD 0.25 0.50 0.75 1.00 1.50 STD 0.25 0.50 0.75 1.00 1.50 STD 0.25 0.50 0.75 1.00 1.50

YEAR	CC	CID	LITER	CYL	ENGINE	MODEL	BORE	GRV	RING TYPE	HAST SET Set #	CYL SET	SIZE
GENERAL MOTORS-Trucks												
1968-94 1970-90	6997 7440	427 454	7.0 L 7.4 L	8 8		GMC GMC	4 1/4	3/32 5/64 5/64 3/16	032 BF PC GI 126 RVT PC GI 126 RVT PC GI 860 FV CR 732 FV CR 362 BF 3CR GI 126 RVT PC GI 126 RVT PC GI 860 FV CR 732 FV CR 345 T PM GI 126 RVT PC GI 126 RVT PC GI 860 FV CR 732 FV CR	6606 6606060	8	STD 1.50 STD 0.50 0.75 1.00 1.50 STD 0.50 0.75 1.00 1.50
1991-00	7440	454	7.4 L	8	Vin: B, J, N	GMC Shallow Oil Ring Grv.	4 1/4	5/64 5/64 3/16	032 BF PC GI 126 RVT PC GI 872 FV CR 732 FV CR 363 BF CR GI 126 RVT PC GI 872 FV CR 732 FV CR 397 BF PM S 126 RVT PC GI 872 FV CR 732 FV CR	4718 4718010 4718020 4718030 4718040 4718060 2C4718 2C4718010 2C4718020 2C4718030 2C4718040 2C4718060 2M4718 2M4718010 2M4718020 2M4718030 2M4718040 2M4718060	8	STD 0.25 0.50 0.75 1.00 1.50 STD 0.25 0.50 0.75 1.00 1.50 STD 0.25 0.50 0.75 1.00 1.50
1971-90	7440	454	7.4 L	8		GMC Deep Oil Ring Grv.	4 1/4	5/64 5/64 3/16	032 BF PC GI 126 RVT PC GI 860 FV CR 732 FV CR 363 BF CR GI 126 RVT PC GI 860 FV CR 732 FV CR 397 BF PM S 126 RVT PC GI 860 FV CR 732 FV CR	683 683010 683020 683030 683040 683060 683080 683100 2C683 2C683010 2C683020 2C683030 2C683040 2C683060 2M683 2M683010 2M683020 2M683030 2M683040 2M683060 2M683070 2M683080 2M683100	8	STD 0.25 0.50 0.75 1.00 1.50 2.00 2.50 STD 0.25 0.50 0.75 1.00 1.50 STD 0.25 0.50 0.75 1.00 1.50 1.75 2.00 2.50

YEAR	CC	CID	LITER	CYL	ENGINE	MODEL	BORE	GRV	RING TYPE	HAST SET Set #	CYL SET	SIZE
GENERAL MOTORS-Trucks												
2001-07	8128	496	8.1 L	8	Vin: G,K,L,M	GMC V-8	107.95 4.250	2.00 2.00 4.00	032 BF PC GI 126 RVT PC GI 872 FV CR 732 FV CR 363 BF CR GI 126 RVT PC GI 872 FV CR 732 FV CR 397 BF PM S 126 RVT PC GI 872 FV CR 732 FV CR	5085 5085010 5085020 5085030 5085040 5085060 2C5085 2C5085020 2C5085030 2C5085040 2C5085060 2M5085 2M5085010 2M5085020 2M5085030 2M5085040 2M5085060	8 8 8	STD 0.25 0.50 0.75 1.00 1.50 STD 0.50 0.75 1.00 1.50 STD 0.25 0.50 0.75 1.00 1.50
1988-95	8226	502	8.2 L	8		H.O.	113.47 4.467	2.00 1.50 4.00	336 T PM DI 126 RVT PC GI 872 FV CR 732 FV CR	2M4727 2M4727005 2M4727030 2M4727060	8	STD 0.13 0.75 1.50
	8600	525	8.6 L	6		GMC	4 1/2	1/8 1/8 1/8 3/16	363 BF CR GI 126 RVT PC GI 126 RVT PC GI 860 FV CR 732 FV CR	2C4056	6	STD
GENERAL MOTORS-Performance												
	2540	155	2.5 L	4		Chevrolet Chevrolet	4.000	5/64 5/64 3/16	336 T PM DI 126 RVT PC GI 622 FV CR 732 FV CR	2M5502 2M5502020 2M5502030 2M5502060	4	STD 0.50 0.75 1.50
	4638 5031	283 307	4.6 L 5.0 L	8 8		Chevrolet	3 7/8	1/16 1/16 1/8	336 T PM DI 126 RVT PC GI 622 FV CR 732 FV CR	2M5522 2M5522065	8	STD 1.63
2005-On 2005-On	4807 5328	293 325	4.8 L 5.3 L	8 8	Vortec 4800 Vortec 5300 LS Engine	Chevrolet Chevrolet Steel Moly Top Ring 2nd ring Martensitic Ductile Napier	96.01 3.780	1.50 1.50 3.00	397 BF PM S 406 N PC DI 872 FV CR 732 FV CR	SM8531 SM8531005 SM8531035 SM8531045 SM8531065	8	STD
	4949 5359 5735	302 327 350	4.9 L 5.4 L 5.7 L	8 8 8		1/8" Oil Rings w/napier 2nd ring	4.000	1/16 1/16 1/8	336 T PM DI 406 N PC DI 622 FV CR 732 FV CR	2M8571 2M8571005 2M8571030 2M8571035 2M8571045 2M8571065	8	STD 0.13 0.75 0.88 1.13 1.63
	4949 5359 5735	302 327 350	4.9 L 5.4 L 5.7 L	8 8 8		Chry. Racing Piston	4.000	1/16 1/16 1/8	336 T PM DI 126 RVT PC GI 622 FV CR 732 FV CR	2M5521 2M5521005 2M5521010 2M5521020 2M5521025 2M5521030 2M5521035 2M5521040 2M5521045 2M5521060 2M5521065	8	STD 0.13 0.25 0.50 0.63 0.75 0.88 1.00 1.13 1.50 1.63
	4949 5359 5735	302 327 350	4.9 L 5.4 L 5.7 L	8 8 8		w/Napier 2nd ring	4.000	1/16 1/16 3/16	336 T PM DI 406 N PC DI 622 FV CR 732 FV CR	2M8542 2M8542005 2M8542030 2M8542035 2M8542040 2M8542045 2M8542060 2M8542065	8	STD 0.13 0.75 0.88 1.00 1.13 1.50 1.63

YEAR	CC	CID	LITER	CYL	ENGINE	MODEL	BORE	GRV	RING TYPE	HAST SET Set #	CYL SET	SIZE
GENERAL MOTORS-Performance												
	4949 5359 5735	302 327 350	4.9 L 5.4 L 5.7 L	8 8 8			4.000	1/16 1/16 3/16	336 T PM DI 126 RVT PC GI 622 FV CR 732 FV CR	2M5523 2M5523005 2M5523010 2M5523020 2M5523025 2M5523030 2M5523035 2M5523040 2M5523045 2M5523060 2M5523065 2M5523080	8	STD 0.13 0.25 0.50 0.63 0.75 0.88 1.00 1.13 1.50 1.63 2.00
	4949 5359 5735	302 327 350	4.9 L 5.4 L 5.7 L	8 8 8		Low Tension Oil Ring	4.000	1/16 1/16 3/16	336 T PM DI 126 RVT PC GI 621 FV CR 732 FV CR	2M5505 2M5505030 2M5505035 2M5505040 2M5505045 2M5505060 2M5505065	8	STD 0.75 0.88 1.00 1.13 1.50 1.63
	4949 5359 5735	302 327 350	4.9 L 5.4 L 5.7 L	8 8 8		Napier 2nd ring Low Tension Oil Ring	4.000	1/16 1/16 3/16	336 T PM DI 406 N PC DI 621 FV CR 732 FV CR	2M8543 2M8543030 2M8543035 2M8543040 2M8543045 2M8543060 2M8543065	8	STD 0.75 0.88 1.00 1.13 1.50 1.63
	4949 5359 5883	302 327 359	4.9 L 5.4 L 5.9 L	8 8 8		3.0MM Oil Ring	4.000	1/16 1/16 3.00	336 T PM DI 126 RVT PC GI 621 FV CR 005 FV CR	2M5538 2M5538005 2M5538010 2M5538020 2M5538025 2M5538030 2M5538035 2M5538040 2M5538045 2M5538060 2M5538065 2M5538075 2M5538085	8	STD 0.13 0.25 0.50 0.63 0.75 0.88 1.00 1.13 1.50 1.63 1.88 2.13
	4949 5359 5735	302 327 350	4.9 L 5.4 L 5.7 L	8 8 8		Steel Moly top rings	4.000	0.043 1/16 3/16	395 T PM S 126 RVT PC GI 622 FV CR 732 FV CR	SM8527 SM8527005 SM8527025 SM8527035 SM8527045 SM8527065 SM8527080	8	STD 0.13 0.63 0.88 1.13 1.63 2.00
	4949 5359 5735	302 327 350	4.9 L 5.4 L 5.7 L	8 8 8		Steel Moly top rings Low Tension Oil Ring	4.000	0.043 1/16 3/16	395 T PM S 126 RVT PC GI 621 FV CR 732 FV CR	SM8537 SM8537035 SM8537045 SM8537065 SM8537080	8	STD 0.88 1.13 1.63 2.00
1967-68 1962-69 1966-75 1956-63 1956-63 1966-67	4949 5359 5735 5981 6391 6555	302 327 350 365 390 400	4.9 L 5.4 L 5.7 L 6.0 L 6.4 L 6.6 L	8 8 8 8 8 8		Chevrolet Chevrolet Chevrolet Cadillac Cadillac Oldsmobile	4.000	5/64 5/64 3/16	336 T PM DI 126 RVT PC GI 622 FV CR 732 FV CR	2M5508 2M5508005 2M5508020 2M5508025 2M5508030 2M5508035 2M5508040 2M5508045 2M5508060 2M5508065	8	STD 0.13 0.50 0.63 0.75 0.88 1.00 1.13 1.50 1.63
	4998	305	5.0 L	8		Buick, Chev., Pont. Low Tension Oil Ring	3.736	5/64 5/64 3/16	336 T PM DI 126 RVT PC GI 621 FV CR 732 FV CR	2M5548 2M5548045	8	STD 1.13
	4998	305	5.0 L	8		Buick, Chev., Pont.	3.736	1/16 1/16 3/16	336 T PM DI 126 RVT PC GI 622 FV CR 732 FV CR	2M5567 2M5567035	8	STD 0.88

YEAR	CC	CID	LITER	CYL	ENGINE	MODEL	BORE	GRV	RING TYPE	HAST SET Set #	CYL SET	SIZE
GENERAL MOTORS-Performance												
1967-68	5047	308	5.0 L	8		Chevrolet	4.000	5/64	336 T PM DI	2M5504	8	STD
1962-69	5359	327	5.4 L	8		Chevrolet		5/64	126 RVT PC GI	2M5504030		0.75
1966-75	5735	350	5.7 L	8		Chevrolet		3/16	621 FV CR	2M5504040		1.00
1956-63	5981	365	6.0 L	8		Cadillac			732 FV CR	2M5504045		1.13
1956-63	6391	390	6.4 L	8		Cadillac						
1965-67	6555	400	6.6 L	8		Oldsmobile						
						Low Tension Oil Ring						
	5359	327	5.4 L	8		Steel Moly top rings	4.000	0.043	395 T PM S	SM5587	8	STD
	5735	350	5.7 L	8				0.043	610 RVT PC GI	SM5587030		0.75
								3.00	621 FV CR	SM5587035		0.88
									005 FV CR	SM5587040		1.00
										SM5587045		1.13
										SM5587060		1.50
										SM5587065		1.63
	5359	327	5.4 L	8		Steel Moly top ring	4.000	0.043	395 T PM S	SM8556	8	STD
	5735	350	5.7 L	8		w/napier 2nd ring		0.043	406 N PC DI	SM8556005		0.13
								3.00	621 FV CR	SM8556025		0.63
									005 FV CR	SM8556035		0.88
										SM8556045		1.13
										SM8556055		1.38
										SM8556060		1.50
										SM8556065		1.63
										SM8556070		1.75
	5359	327	5.4 L	8		Chevrolet	101.60	1.50	336 T PM DI	2M8521	8	STD
	5735	350	5.7 L			Napier ductile iron	4.000	1.50	406 N PC DI	2M8521005		0.13
						2nd ring		3.00	621 FV CR	2M8521035		0.88
						w/1.5 Comp & 3.0mm Oil			732 FV CR	2M8521045		1.13
										2M8521065		1.63
	5359	327	5.4 L	8		Chevrolet	101.60	1.50	336 T PM DI	2M5540	8	STD
	5735	350	5.7 L			w/1.5 Comp & 3.0mm Oil	4.000	1.50	126 RVT PC GI	2M5540005		0.13
								3.00	621 FV CR	2M5540025		0.63
									732 FV CR	2M5540030		0.75
										2M5540035		0.88
										2M5540040		1.00
										2M5540045		1.13
										2M5540060		1.50
										2M5540065		1.63
										2M5540085		2.13
1999-05	5665	346	5.7 L	8	LS1	Chevrolet	99.01	1.20	322 BF GN SS	SN9035	8	STD
						SS Nitrided Top Ring	3.898	1.20	406 N PC DI	SN9035007		0.18
						2nd ring Martensitic		3.00	642 FV CR			
						Ductile Napier			732 FV CR			
1999-05	5665	346	5.7 L	8	LS1	Chevrolet	99.01	1.20	322 BF GN SS	SN9055	8	STD
						SS Nitrided Top Ring	3.898	1.50	406 N PC DI	SN9055007		0.18
						2nd ring Martensitic		3.00	642 FV CR			
						Ductile Napier			732 FV CR			
1999-05	5665	346	5.7 L	8	LS1	Chevrolet	99.01	1.50	397 BF PM S	SM8555	8	STD
						Steel Moly Top Ring	3.898	1.50	406 N PC DI	SM8555007		0.18
						2nd ring Martensitic		3.00	642 FV CR			
						Ductile Napier			732 FV CR			
1958-61	5703	348	5.7 L	8		Chevrolet	4.125	5/64	336 T PM DI	2M5513	8	STD
1970-75	6489	396	6.5 L	8		Chevrolet		5/64	126 RVT PC GI	2M5513005		0.13
1970-75	6555	400	6.6 L	8		Chevrolet		3/16	860 FV CR	2M5513025		0.63
1970-75	6588	402	6.6 L	8		Chevrolet			732 FV CR	2M5513030		0.75
1965-67	6965	425	7.0 L	8		Oldsmobile				2M5513035		0.88
1968-75	7456	455	7.5 L	8		Oldsmobile				2M5513040		1.00
										2M5513045		1.13
										2M5513060		1.50
										2M5513065		1.63

YEAR	CC	CID	LITER	CYL	ENGINE	MODEL	BORE	GRV	RING TYPE	HAST SET Set #	CYL SET	SIZE
GENERAL MOTORS-Performance												
2005-On 2005-On	5967 6162	364 376	6.0 L 6.2 L	8 8	LS, LS2 LS, LS3, LSA	Chevrolet Chevrolet SS Nitrided Top Ring 2nd ring Martensitic Ductile Napier	101.60 4.000	1.20 1.20 3.00	322 BF GN SS 406 N PC DI 642 FV CR 732 FV CR	SN9045 SN9045005 SN9045010 SN9045020 SN9045025 SN9045030 SN9045035 SN9045040 SN9045045 SN9045050 SN9045055 SN9045060 SN9045065 SN9045070 SN9045080 SN9045100 SN9045120	8	STD 0.13 0.25 0.50 0.63 0.75 0.88 1.00 1.13 1.27 1.40 1.50 1.63 1.78 2.00 2.50 3.05
2005-On 2005-On	5967 6162	364 376	6.0 L 6.2 L	8 8	LS, LS2 LS, LS3, LSA	Chevrolet Chevrolet SS Nitrided Top Ring 2nd ring Martensitic Ductile Napier	101.60 4.000	1.20 1.50 3.00	322 BF GN SS 406 N PC DI 642 FV CR 732 FV CR	SN9065 SN9065005 SN9065025 SN9065030 SN9065035 SN9065040 SN9065045 SN9065055 SN9065060 SN9065065 SN9065070 SN9065080 SN9065100 SN9065120	8	STD 0.13 0.63 0.75 0.88 1.00 1.13 1.27 1.40 1.50 1.78 2.00 2.50 3.05
2005-On 2005-On	5967 6162	364 376	6.0 L 6.2 L	8 8	LS, LS2 LS, LS3, LSA	Chevrolet Chevrolet Steel Moly Top Ring 2nd ring Martensitic Ductile Napier	101.60 4.000	1.50 1.50 3.00	397 BF PM S 406 N PC DI 642 FV CR 732 FV CR	SM8565 SM8565005 SM8565025 SM8565030 SM8565035 SM8565040 SM8565045 SM8565055 SM8565060 SM8565065 SM8565070 SM8565080 SM8565100 SM8565120	8	STD 0.13 0.63 0.75 0.88 1.00 1.13 1.27 1.40 1.50 1.78 2.00 2.50 3.05
1959-66 1959-66	6063 6375	370 389	6.1 L 6.4 L	8 8		Pontiac Pontiac	4.063	5/64 5/64 3/16	336 T PM DI 126 RVT PC GI 622 FV CR 732 FV CR	2M5511 2M5511035	8	STD 0.88
1965-69 1963-66	6489 6899	396 421	6.5 L 6.9 L	8 8		Chevrolet Pontiac	4 3/32	5/64 5/64 3/16	336 T PM DI 126 RVT PC GI 622 FV CR 732 FV CR	2M5512 2M5512030 2M5512060	8	STD 0.75 1.50
	6555 7014	400 428	6.6 L 7.0 L	8 8		GM/KB Piston	4.120	1/16 1/16 3/16	336 T PM DI 126 RVT PC GI 860 FV CR 732 FV CR	2M5590 2M5590035 2M5590045 2M5590065	8	STD 0.88 1.13 1.63
	6555 6588	400 402	6.6 L 6.6 L	8 8		Chevrolet w/napier 2nd ring Low Tension Oil Ring	4.125	1/16 1/16 3/16	336 T PM DI 406 N PC DI 621 FV CR 732 FV CR	2M8559 2M8559005 2M8559030 2M8559035 2M8559040 2M8559045 2M8559060 2M8559065	8	STD 0.13 0.75 0.88 1.00 1.13 1.50 1.63

YEAR	CC	CID	LITER	CYL	ENGINE	MODEL	BORE	GRV	RING TYPE	HAST SET	CYL SET	SIZE
GENERAL MOTORS-Performance												
	6555 6588	400 402	6.6 L 6.6 L	8 8		Chevrolet Steel Moly top rings Low Tension Oil Ring	4.125	0.043 1/16 3/16	395 T PM S 126 RVT PC GI 621 FV CR 732 FV CR	SM8557 SM8557005 SM8557030 SM8557035 SM8557040 SM8557045 SM8557060	8	STD 0.13 0.75 0.88 1.00 1.13 1.50
	6555 6588	400 402	6.6 L 6.6 L	8 8		Chevrolet w/napier 2nd ring	4.125	1/16 1/16 3/16	336 T PM DI 406 N PC DI 860 FV CR 732 FV CR	2M8552 2M8552005 2M8552010 2M8552020 2M8552025 2M8552030 2M8552035 2M8552040 2M8552045 2M8552060 2M8552065	8	STD 0.13 0.25 0.50 0.63 0.75 0.88 1.00 1.13 1.50 1.63
	6555 6588	400 402	6.6 L 6.6 L	8 8		Chevrolet w/1.5mm Comp ring 3.0mm Oil Ring	104.78 4.125	1.50 1.50 3.00	336 T PM DI 126 RVT PC GI 621 FV CR 005 FV CR	2M5581 2M5581005 2M5581015 2M5581030 2M5581040 2M5581045 2M5581065	8	STD 0.13 0.38 0.75 1.00 1.13 1.63
	6555 6588	400 402	6.6 L 6.6 L	8 8		Chevrolet Napier 2nd ring w/1.5mm Comp Ring 3.00mm Oil Ring	104.78 4.125	1.50 1.50 3.00	336 T PM DI 406 N PC DI 621 FV CR 005 FV CR	2M8505 2M8505005 2M8505035 2M8505045 2M8505065	8	STD 0.13 0.88 1.13 1.63
1970-77	6555	400	6.6 L	8		small block	4.125	1/16 1/16 1/8	336 T PM DI 126 RVT PC GI 860 FV CR 732 FV CR	2M5501 2M5501005 2M5501030 2M5501035	8	STD 0.13 0.75 0.88
	6555 6588	400 402	6.6 L 6.6 L	8 8		Steel Moly top rings	4.125	0.043 0.043 3.00	395 T PM S 126 RVT PC GI 621 FV CR 005 FV CR	SM5593 SM5593005 SM5593060	8	STD 0.13 1.50
	6555 6588	400 402	6.6 L 6.6 L	8 8		w/napier 2nd ring	4.125	0.043 0.043 3.00	395 T PM S 406 N PC DI 621 FV CR 005 FV CR	SM8550 SM8550005 SM8550010 SM8550015 SM8550025 SM8550035 SM8550045	8	STD 0.13 0.25 0.38 0.63 0.88 1.13
	6555 6588	400 402	6.6 L 6.6 L	8 8		Steel Moly top rings	4.125	0.043 1/16 3/16	395 T PM S 126 RVT PC GI 860 FV CR 732 FV CR	SM8547 SM8547005 SM8547020 SM8547025 SM8547030 SM8547035 SM8547040 SM8547045 SM8547060	8	STD 0.13 0.50 0.63 0.75 0.88 1.00 1.13 1.50
1970-75 1970-75	6555 6588	400 402	6.6 L 6.6 L	8 8		TRW Piston Chevrolet	4.125	1/16 1/16 3/16	336 T PM DI 126 RVT PC GI 860 FV CR 732 FV CR	2M5529 2M5529005 2M5529010 2M5529020 2M5529025 2M5529030 2M5529035 2M5529040 2M5529045 2M5529060 2M5529065	8	STD 0.13 0.25 0.50 0.63 0.75 0.88 1.00 1.13 1.50 1.63














YEAR	CC	CID	LITER	CYL	ENGINE	MODEL	BORE	GRV	RING TYPE	HAST SET	CYL SET	SIZE
GENERAL MOTORS-Performance												
	6555 6588	400 402	6.6 L 6.6 L	8 8		TRW Piston Chevrolet Low Tension Oil Ring	4.125	1/16 1/16 3/16	336 T PM DI 126 RVT PC GI 621 FV CR 732 FV CR	2M5510 2M5510005 2M5510030 2M5510035 2M5510040 2M5510045 2M5510060	8	STD 0.13 0.75 0.88 1.00 1.13 1.50
	6555 6588	400 402	6.6 L 6.6 L	8 8		Chevrolet 3.0MM Oil Ring	4.125	1/16 1/16 3.00	336 T PM DI 126 RVT PC GI 621 FV CR 005 FV CR	2M5539 2M5539005 2M5539010 2M5539030 2M5539035 2M5539040	8	STD 0.13 0.25 0.75 0.88 1.00
1959-66 1959-66 1966-70 1967-69	6555 6571 6997 7046	400 401 427 430	6.6 L 6.6 L 7.0 L 7.0 L	8 8 8 8		Buick Buick Chevrolet Buick	4.250	5/64 5/64 3/16	336 T PM DI 126 RVT PC GI 622 FV CR 732 FV CR	2M5518 2M5518005 2M5518030 2M5518035 2M5518040 2M5518060 2M5518065	8	STD 0.13 0.75 0.88 1.00 1.50 1.63
1959-66 1959-66 1966-70 1967-69	6555 6571 6997 7046	400 401 427 430	6.6 L 6.6 L 7.0 L 7.0 L	8 8 8 8		Buick Buick Chevrolet Buick Low Tension Oil Ring	4.250	5/64 5/64 3/16	336 T PM DI 126 RVT PC GI 621 FV CR 732 FV CR	2M5514 2M5514030 2M5514060	8	STD 0.75 1.50
2006-18	7011	427	7.0 L	8	LS7	Chevrolet SS Nitrided Top Ring 2nd ring Martensitic Ductile Napier	104.78 4.125	1.20 1.20 3.00	322 BF GN SS 406 N PC DI 642 FV CR 732 FV CR	SN9050 SN9050010 SN9050020 SN9050030 SN9050040 SN9050060	8	STD
1966-75 1966-75	6997 7440	427 454	7.0 L 7.4 L	8 8		Performance Chevrolet	4.250	1/16 1/16 3/16	336 T PM DI 126 RVT PC GI 622 FV CR 732 FV CR	2M5519 2M5519005 2M5519030 2M5519035 2M5519040 2M5519060 2M5519065 2M5519125	8	STD 0.13 0.75 0.88 1.00 1.50 1.63 3.13
	6997 7440	427 454	7.0 L 7.4 L	8 8		Performance Chevrolet w/napier 2nd ring	4.250	1/16 1/16 3/16	336 T PM DI 406 N PC DI 622 FV CR 732 FV CR	2M8562 2M8562005 2M8562030 2M8562035 2M8562040 2M8562060 2M8562065 2M8562125	8	STD 0.13 0.75 0.88 1.00 1.50 1.63 3.13
	6997 7440	427 454	7.0 L 7.4 L	8 8		Performance Chevrolet w/1.5mm Comp & 3.0mm Oil	107.95 4.250	1.50 1.50 3.00	336 T PM DI 126 RVT PC GI 872 FV CR 005 FV CR	2M8569 2M8569030	8	STD 0.75
	6997 7440	427 454	7.0 L 7.4 L	8 8		Performance Chevrolet w/napier 2nd ring	107.95 4.250	1.50 1.50 3.00	336 T PM DI 406 N PC DI 872 FV CR 005 FV CR	2M8510 2M8510005 2M8510035	8	STD 0.13 0.88
	6997 7440	427 454	7.0 L 7.4 L	8 8		Performance Chevrolet Steel Moly top rings	4.250	0.043 0.043 3.00	395 T PM S 406 N PC DI 872 FV CR 005 FV CR	SM5597 SM5597035	8	STD 0.88
	6997 7440	427 454	7.0 L 7.4 L	8 8		Performance Chevrolet Steel Moly top rings	4.250	0.043 1/16 3/16	395 T PM S 126 RVT PC GI 622 FV CR 732 FV CR	SM8567 SM8567035 SM8567065	8	STD 0.88 1.63
	6997 7440	427 454	7.0 L 7.4 L	8 8		Performance Chevrolet Low Tension Oil Ring	4.250	1/16 1/16 3/16	336 T PM DI 126 RVT PC GI 621 FV CR 732 FV CR	2M5515 2M5515030 2M5515035 2M5515060 2M5515065 2M5515125	8	STD 0.75 0.88 1.50 1.63 3.13

YEAR	CC	CID	LITER	CYL	ENGINE	MODEL	BORE	GRV	RING TYPE	HAST SET Set #	CYL SET	SIZE
GENERAL MOTORS-Performance												
	7456	455	7.5 L	8		Performance Pontiac	4.151	1/16 1/16 3/16	336 T PM DI 126 RVT PC GI 860 FV CR 732 FV CR	2M5543 2M5543065	8	STD 1.63
	8226	502	8.2 L	8		Performance	4.466	1/16 1/16 3/16	336 T PM DI 126 RVT PC GI 860 FV CR 732 FV CR	2M5537 2M5537004	8	STD 0.10
	8226	502	8.2 L	8		Performance	4.500	1/16 1/16 3/16	336 T PM DI 126 RVT PC GI 860 FV CR 732 FV CR	2M5589 2M5589005 2M5589030 2M5589035 2M5589060 2M5589065 2M5589100 2M5589105	8	STD 0.13 0.75 0.88 1.50 1.63 2.50 2.63
	8226	502	8.2 L	8		Performance Low Tension Oil Ring	4.500	1/16 1/16 3/16	336 T PM DI 126 RVT PC GI 009 FV CR 732 FV CR	2M5596 2M5596005 2M5596030 2M5596035 2M5596060 2M5596065 2M5596100 2M5596105	8	STD 0.13 0.75 0.88 1.50 1.63 2.50 2.63
	8226	502	8.2 L	8		Performance w/napier 2nd ring	4.500	1/16 1/16 3/16	336 T PM DI 406 N PC DI 860 FV CR 732 FV CR	2M8588 2M8588005 2M8588035 2M8588045 2M8588065	8	STD 0.13 0.88 1.13 1.63
	8226	502	8.2 L	8		Performance Steel Moly top rings	4.500	0.043 0.043 3.00	395 T PM S 406 N PC DI 872 FV CR 005 FV CR	SM8582 SM8582005 SM8582035 SM8582105 SM8582130	8	STD 0.13 0.88 2.63 3.25
	8226	502	8.2 L	8		Performance Steel Moly top ring 1/16" w/Napier 2nd ring	4.500	0.043 1/16 3.00	395 T PM S 406 N PC DI 872 FV CR 005 FV CR	SM8592 SM8592005 SM8592035	8	STD 0.13 0.88
	8849	540	8.8 L	8		Performance	114.30 4.500	1.50 1.50 3.00	336 T PM DI 126 RVT PC GI 872 FV CR 005 FV CR	2M8525	8	STD
	8226	502	8.2 L	8		Performance w/Napier 2nd ring	114.30 4.500	1.50 1.50 3.00	336 T PM DI 406 N PC DI 872 FV CR 005 FV CR	2M8535 2M8535005 2M8535035	8	STD 0.13 0.88
	8226	502	8.2 L	8		Performance w/Napier 2nd ring Low Tension Oil Ring	4.500	1/16 1/16 3/16	336 T PM DI 406 N PC DI 009 FV CR 732 FV CR	2M8594 2M8594005 2M8594035 2M8594065	8	STD 0.13 0.88 1.63
GENERAL MOTORS-Performance Claimer												
	4949 5359 5735 5981 6391 6555	302 327 350 365 390 400	4.9 L 5.4 L 5.7 L 6.0 L 6.4 L 6.6 L	8 8 8 8 8 8		Claimer Ring Sets	4.000	5/64 5/64 3/16	102 T PC GI 126 RVT PC GI 860 FV CR 732 FV CR 339 T PM GI 126 RVT PC GI 860 FV CR 732 FV CR	C5531 CM5531 CM5531030	8 8	STD STD 0.75
	4949 5359 5735	302 327 350	4.9 L 5.4 L 5.7 L	8 8 8		Claimer Ring Set Deep Wall rings	101.60 4.000	1.50 1.50 3.00	102 T PC GI 126 RVT PC GI 621 FV CR 732 FV CR 339 T PM GI 126 RVT PC GI 621 FV CR 732 FV CR	C5540 CM5540 CM5540030	8 8	STD STD 0.75

YEAR	CC	CID	LITER	CYL	ENGINE	MODEL	BORE	GRV	RING TYPE	HAST SET Set #	CYL SET	SIZE
GENERAL MOTORS-Performance Claimer												
	4949 5359 5735	302 327 350	4.9 L 5.4 L 5.7 L	8 8 8		1/8" Oil Rings Claimer Ring Set	4.000	1/16 1/16 1/8	339 T PM GI 126 RVT PC GI 622 FV CR 732 FV CR	CM5521 CM5521030 CM5521035 CM5521040 CM5521060	8	STD 0.75 0.88 1.00 1.50
	4949 5359 5735 5981 6391 6555	302 327 350 365 390 400	4.9 L 5.4 L 5.7 L 6.0 L 6.4 L 6.6 L	8 8 8 8 8 8		Claimer Ring Sets	4.000	1/16 1/16 3/16	102 T PC GI 126 RVT PC GI 860 FV CR 732 FV CR 339 T PM GI 126 RVT PC GI 860 FV CR 732 FV CR	C5532 C5532030 C5532040 C5532060 CM5532 CM5532020 CM5532030 CM5532035 CM5532040 CM5532060	8 8	STD 0.75 1.00 1.50 STD 0.50 0.75 0.88 1.00 1.50
	5703 6489 6555 6588 6965 7456	348 396 400 402 425 455	5.7 L 6.5 L 6.6 L 6.6 L 7.0 L 7.5 L	8 8 8 8 8 8		1/8" oil rings Claimer Ring Set	4.125	1/16 1/16 1/8	339 T PM GI 126 RVT PC GI 860 FV CR 732 FV CR	CM5501 CM5501030	8	STD 0.75
	5703 6489 6555 6588 6965 7456	348 396 400 402 425 455	5.7 L 6.5 L 6.6 L 6.6 L 7.0 L 7.5 L	8 8 8 8 8 8		Claimer Ring Set	4.125	5/64 5/64 3/16	102 T PC GI 126 RVT PC GI 860 FV CR 732 FV CR 339 T PM GI 126 RVT PC GI 860 FV CR 732 FV CR	C5533 CM5533 CM5533030	8 8	STD STD 0.75
	5703 6489 6555 6588 6965 7456	348 396 400 402 425 455	5.7 L 6.5 L 6.6 L 6.6 L 7.0 L 7.5 L	8 8 8 8 8 8		Claimer Ring Set	4.125	1/16 1/16 3/16	102 T PC GI 126 RVT PC GI 860 FV CR 732 FV CR 339 T PM GI 126 RVT PC GI 860 FV CR 732 FV CR	C5534 C5534030 CM5534 CM5534030 CM5534040	8 8	STD 0.75 STD 0.75 1.00
	6997 7440	427 454	7.0 L 7.4 L	8 8		Claimer Ring Set	4.250	1/16 1/16 3/16	102 T PC GI 126 RVT PC GI 622 FV CR 732 FV CR 339 T PM GI 126 RVT PC GI 622 FV CR 732 FV CR	C5541 CM5541 CM5541060	8 8	STD STD 1.50
HARLEY-DAVIDSON (Listed by Cylinder Diameter)												
1963-73				1		D, DC, DF, D4	2 3/4	1/16 1/16 1/16	022 ST PC GI 022 ST PC GI 022 ST PC GI	4359	1	STD
1950-65 1950-65	737 901	45 55		2		Side Valve G, GE, K, KH	2.745	1/16 1/16 3/16	102 T PC GI 102 T PC GI 871 FV CR 732 FV CR	4244 4244010 4244020 4244030	2	STD 0.25 0.50 0.75
1937-55	737	45		2		45 Side Valve D Ser. G, GA, W Ser.	2.745	3/32 3/32 1/8	102 T PC GI 102 T PC GI 501 1PCO PC GI	5044 5044010 5044020 5044030 5044040 5044050 5044070	2	STD 0.25 0.50 0.75 1.00 1.25 1.75
1986-On				1		XL883	76.20 3.000	1.50 1.50 2.80	334 BF PM DI 126 RVT PC GI 861 FV CR 732 FV CR	2M6198 2M6198005 2M6198010	1	STD 0.13 0.25

YEAR	CC	CID	LITER	CYL	ENGINE	MODEL	BORE	GRV	RING TYPE	HAST SET Set #	CYL SET	SIZE
HARLEY-DAVIDSON (Listed by Cylinder Diameter)												
1957-71	900			2	OHV	XL, XLCH, XLH Sportster	3.000	1/16 1/16 3/16	102 T PC GI 102 T PC GI 860 FV CR 732 FV CR	6457	2	STD
1983-85	1000			2		XL, XR	3 3/16	1/16 1/16 5/32	032 BF PC GI 126 RVT PC GI 056 FV CR 732 FV CR	6166 6166010 6166020 6166030 6166040 6166060 6166070	2	STD 0.25 0.50 0.75 1.00 1.50 1.75
									327 BF PM GI 126 RVT PC GI 056 FV CR 732 FV CR	2M6166 2M6166010 2M6166020 2M6166030 2M6166040 2M6166060 2M6166070	2	STD 0.25 0.50 0.75 1.00 1.50 1.75
1972-85	1000			2	Sportster OHV	XL, XLCH, XLH	3 3/16	1/16 1/16 3/16	102 T PC GI 102 T PC GI 860 FV CR 732 FV CR	7003 7003010 7003020 7003030 7003040 7003050 7003060 7003070	2	STD 0.25 0.50 0.75 1.00 1.25 1.50 1.75
									327 BF PM GI 126 RVT PC GI 860 FV CR 732 FV CR	2M7003 2M7003010 2M7003020 2M7003030 2M7003040 2M7003050 2M7003060 2M7003070	2	STD 0.25 0.50 0.75 1.00 1.25 1.50 1.75
				2		Models using Wiseco Piston, 3 3/16" Bore 3 Ring Piston	3 3/16	1/16 1/16 5/32	327 BF PM GI 126 RVT PC GI 860 FV CR 732 FV CR	2M4915 2M4915010 2M4915020 2M4915030 2M4915040	1	STD 0.25 0.50 0.75 1.00
				1		Models using Axtell Cyl. 3 3/16" Bore 3 Ring Piston	3 3/16	1/16 1/16 5/32	102 T PC GI 102 T PC GI 860 FV CR 732 FV CR	6953 6953020 6953030 6953040	1	STD 0.50 0.75 1.00
				1		Models using Axtell Cyl. 3 3/16" Bore 2 Ring Piston	3 3/16	1/16 5/32	102 T PC GI 860 FV CR 732 FV CR	6948	1	STD
				1		Models using Axtell Cyl. 3 1/4" Bore 3 Ring Piston	3 1/4	1/16 1/16 5/32	102 T PC GI 102 T PC GI 056 FV CR 732 FV CR	6954	1	STD
				1		Models using Axtell Cyl. 3 1/4" Bore 2 Ring Piston	3 1/4	1/16 5/32	102 T PC GI 860 FV CR 732 FV CR	6949	1	STD
1948-52	1000	61		2		Knuckle Head	3.313	1/16 1/16 3/16	102 T PC GI 102 T PC GI 860 FV CR 732 FV CR	7024	2	STD
1948-52	1000	61		2	OHV	Knuckle Head E, EL	3 5/16	3/32 3/32 3/16	032 BF PC GI 126 RVT PC GI 860 FV CR 732 FV CR	6627 6627030	1	STD 0.75
				1		Models using Axtell Cyl. 3 5/16" Bore 3 Ring Piston	3 5/16	1/16 1/16 5/32	102 T PC GI 102 T PC GI 860 FV CR 732 FV CR	6955 6955040	1	STD 1.00
				1		Models using Axtell Cyl. 3 5/16" Bore 2 Ring Piston	3 5/16	1/16 5/32	102 T PC GI 860 FV CR 732 FV CR	6950	1	STD

YEAR	CC	CID	LITER	CYL	ENGINE	MODEL	BORE	GRV	RING TYPE	HAST SET Set #	CYL SET	SIZE
HARLEY-DAVIDSON (Listed by Cylinder Diameter)												
1955-80 1948-78	1200 1200	74 74		2 2	OHV	FL, FLH, FXE Electra Glide FL, FLH, FX, FXE Pan/Shovel Head	3 7/16	1/16 1/16 3/16	032 BF PC GI 126 RVT PC GI 860 FV CR 732 FV CR 327 BF PM GI 126 RVT PC GI 860 FV CR 732 FV CR	6482 6482010 6482020 6482030 6482040 6482050 6482060 6482070 6482080 2M6482 2M6482005 2M6482010 2M6482020 2M6482030 2M6482040 2M6482050 2M6482060 2M6482070 2M6482080 2M6482090	2 2	STD 0.25 0.50 0.75 1.00 1.25 1.50 1.75 2.00 STD 0.13 0.25 0.50 0.75 1.00 1.25 1.50 1.75 2.00 2.25
1955-80	1200			2	OHV	Electra Glide FL, FLH, FXE All Cast Iron Rings	3 7/16	1/16 1/16 3/16	032 BF PC GI 126 RVT PC GI 501 1PCO PC GI	4609 4609010 4609020 4609030 4609040 4609050 4609060 4609070 4609080	2	STD 0.25 0.50 0.75 1.00 1.25 1.50 1.75 2.00
1948-64	1200			2		74, F, FL, FLE	3 7/16	3/32 3/32 3/16	032 BF PC GI 126 RVT PC GI 501 1PCO PC GI 362 BF 3CR GI 126 RVT PC GI 860 FV CR 732 FV CR	5193 5193020 5193040 5193060 2C5193	2 2	STD 0.50 1.00 1.50 STD
				2		Models using Wiseco Piston, 3 7/16" Bore 3 Ring Piston	3 7/16	1/16 1/16 5/32	327 BF PM GI 126 RVT PC GI 860 FV CR 732 FV CR	2M4916 2M4916010 2M4916020	1	STD 0.25 0.50
2004-On	1200		1.2 L	2		Sportster Buell	88.84 3.498	1.20 1.50 2.50	397 BF PM S 126 RVT PC GI 872 FV CR 005 FV CR	2M5069	1	STD
1983-On 1983-On	1200 1340	 80		2 2	 Evolution Eng.	XL & Late Shovel Head Sportster	3.497	1/16 1/16 5/32	032 BF PC GI 126 RVT PC GI 860 FV CR 732 FV CR 327 BF PM GI 126 RVT PC GI 860 FV CR 732 FV CR	6164 6164005 6164010 6164020 6164030 6164040 2M6164 2M6164005 2M6164010 2M6164020 2M6164030 2M6164040	2 2	STD 0.13 0.25 0.50 0.75 1.00 STD 0.13 0.25 0.50 0.75 1.00

YEAR	CC	CID	LITER	CYL	ENGINE	MODEL	BORE	GRV	RING TYPE	HAST SET	CYL SET	SIZE
												
HARLEY-DAVIDSON (Listed by Cylinder Diameter)												
1978-83	1340	80		2		FL, FX Shovel Head	3.498	1/16 1/16 3/16	032 BF PC GI 126 RVT PC GI 860 FV CR 732 FV CR 327 BF PM GI 126 RVT PC GI 860 FV CR 732 FV CR	6127 6127010 6127020 6127030 6127040 6127050 6127060 6127070 2M6127 2M6127005 2M6127010 2M6127020 2M6127030 2M6127040	2	STD 0.25 0.50 0.75 1.00 1.25 1.50 1.75 2 0.13 0.25 0.50 0.75 1.00
				2		Models using Wiseco Piston 3.498 Bore 3 Ring Piston	3.498	1/16 1/16 5/32	327 BF PM GI 126 RVT PC GI 860 FV CR 732 FV CR	2M4917 2M4917005 2M4917010 2M4917020 2M4917030 2M4917040	1	STD 0.13 0.25 0.50 0.75 1.00
				1		Models using Axtell Cyl. 3 1/2" Bore 3 Ring Piston	3 1/2	1/16 1/16 5/32	102 T PC GI 102 T PC GI 056 FV CR 732 FV CR	7002	1	STD
				1		Models using Axtell Cyl. 3 9/16" Bore 3 Ring Piston	3 9/16	1/16 1/16 5/32	102 T PC GI 102 T PC GI 056 FV CR 732 FV CR	7001	1	STD
				1		Stroker Kit w/1/16 Comp. Rings	3 5/8	1/16 1/16 3/16	327 BF PM GI 126 RVT PC GI 860 FV CR 732 FV CR	2M5721 2M5721020	1	STD 0.50
				1		Stroker Kit w/5/64 Comp. Rings	3 5/8	5/64 5/64 3/16	327 BF PM GI 126 RVT PC GI 860 FV CR 732 FV CR	2M5722 2M5722030 2M5722040	1	STD 0.75 1.00
				1		Models using Axtell Cyl. 3 5/8" Bore 3 Ring Piston	3 5/8	1/16 1/16 5/32	327 BF PM GI 126 RVT PC GI 860 FV CR 732 FV CR	2M6958 2M6958005	1	STD 0.13
2007-On	1584	96		2	JED		95.25 3.750	1.50 1.50 2.50	337 BF PM DI 126 RVT PC GI 872 FV CR 732 FV CR	2M4805 2M4805005 2M4805010	2	STD 0.13 0.25
1998-On	1450			1	Twin Cam 88		95.25 3.750	1.50 1.50 3.00	337 BF PM DI 126 RVT PC GI 872 FV CR 732 FV CR	2M4942 2M4942005 2M4942010 2M4942020 2M4942030	2	STD 0.13 0.25 0.50 0.75
				2	100 Big Twin	Models using Custom Chrome Piston w/5/32 oil grv.	3 13/16	1/16 1/16 5/32	327 BF PM GI 126 RVT PC GI 860 FV CR 732 FV CR	2M4950 2M4950005 2M4950010 2M4950020 2M4950030	1	STD 0.13 0.25 0.50 0.75
				2	100 Big Twin	Models using Silvolite Piston w/3/16" oil grv.	3 13/16	1/16 1/16 3/16	327 BF PM GI 126 RVT PC GI 860 FV CR 732 FV CR	2M4953 2M4953010 2M4953020 2M4953030	1	STD 0.25 0.50 0.75
				2		Models using KB Piston	3 7/8	1/16 1/16 3/16	327 BF PM GI 126 RVT PC GI 860 FV CR 732 FV CR	2M4985 2M4985010 2M4985030	2	STD 0.25 0.75
1998-On	1690			2	Twin Cam 88	Big Bore Kit	98.43 3.875	1.50 1.50 2.50	337 BF PM DI 126 RVT PC GI 872 FV CR 005 FV CR	2M4941 2M4941005 2M4941010 2M4941020 2M4941030 2M4941040	2	STD 0.13 0.25 0.50 0.75 1.00

YEAR	CC	CID	LITER	CYL	ENGINE	MODEL	BORE	GRV	RING TYPE	HAST SET Set #	CYL SET	SIZE
HARLEY-DAVIDSON (Listed by Cylinder Diameter)												
				2	Twin Cam 88	Model using Custom Chrome Piston	101.60 4.000	1.50 1.50 2.50	327 BF PM GI 126 RVT PC GI 872 FV CR 732 FV CR	2M5080 2M5080005 2M5080010 2M5080020	1	STD 0.13 0.25 0.50
2007-14	1800	110		2		Twin Cam w/CVO models	101.60 4.000	1.20 1.20 2.50	397 BF PM S 406 N PC DI 872 FV CR 732 FV CR	2M5299 2M5299005 2M5299010 2M5299020	2	STD 0.13 0.25 0.50
2005-On	1852	113	1.9 L	2		Also KB pistons	103.12 4.060	1.50 1.50 2.50	337 BF PM DI 126 RVT PC GI 872 FV CR 732 FV CR	2M5153 2M5153005 2M5153010	1	STD 0.13 0.25
	1753 1917	107 117		2	Twin Cam 88 Twin Cam 96	Model using United Eng. Piston	104.78 4.125	1.50 1.50 3.00	336 T PM DI 126 RVT PC GI 621 FV CR 005 FV CR	2M5157 2M5157005 2M5157030	2	STD 0.13 0.75
				2		V-Twin big bore Model using Mid West Pistons	107.95 4.250	1.50 1.50 3.00	336 T PM DI 126 RVT PC GI 872 FV CR 005 FV CR	2M5206 2M5206005 2M5206010 2M5206020 2M5206030	2	STD 0.13 0.25 0.50 0.75
HERCULES (Listed by Cylinder Diameter)												
				4	ZXB		2 5/8	3/32 3/32 3/16	102 T PC GI 126 RVT PC GI 871 FV CR 732 FV CR 362 BF 3CR GI 126 RVT PC GI 871 FV CR 732 FV CR	7859 2C7859 2C7859020 2C7859030 2C7859040	4	STD STD 0.50 0.75 1.00
				2	NXB		3 1/4	1/8 1/8 3/16	032 BF PC GI 126 RVT PC GI 860 FV CR 732 FV CR 362 BF 3CR GI 126 RVT PC GI 860 FV CR 732 FV CR	7843 2C7843	2	STD STD
				4	IXB, IXBC, IXB3, IXB5		3 1/4	1/8 1/8 3/16	032 BF PC GI 126 RVT PC GI 860 FV CR 732 FV CR 362 BF 3CR GI 126 RVT PC GI 860 FV CR 732 FV CR	5060 5060020 5060030 5060060 2C5060	4	STD 0.50 0.75 1.50 STD
				4	IXB, IXB3		3 1/4	3/32 1/8 3/16	032 BF PC GI 126 RVT PC GI 860 FV CR 732 FV CR 362 BF 3CR GI 126 RVT PC GI 860 FV CR 732 FV CR	6022 2C6022	4	STD STD
				6	JX, QXB, QXB2, QXB3, QXB5, QXB5C		3 1/4	1/8 1/8 1/8 3/16	032 BF PC GI 126 RVT PC GI 126 RVT PC GI 860 FV CR 732 FV CR 362 BF 3CR GI 126 RVT PC GI 126 RVT PC GI 860 FV CR 732 FV CR	4072 4072020 4072060 2C4072	6	STD 0.50 1.50 STD

YEAR	CC	CID	LITER	CYL	ENGINE	MODEL	BORE	GRV	RING TYPE	HAST SET Set #	CYL SET	SIZE
HERCULES (Listed by Cylinder Diameter)												
				6	QXD5MM, QXLD, QXLD3, QXLD5, WQXD5MC		3 7/16	3/32 3/32 3/16	362 BF 3CR GI 126 RVT PC GI 860 FV CR 732 FV CR	2C5127	6	STD
				6	QXD, QXLD, QXLDM	Marine	3 7/16	3/32 1/8 3/16	362 BF 3CR GI 126 RVT PC GI 860 FV CR 732 FV CR	2C4878	6	STD
				6	QXD, QXD3, QXD5, QXLD		3 7/16	3/32 1/8 3/16 3/16	362 BF 3CR GI 126 RVT PC GI 860 FV CR 732 FV CR 501 1PCO PC GI	2C5263	6	STD
				3 4 6	GO130 GO173 GO260		3 1/2	3/32 1/8 3/16 3/16	032 BF PC GI 126 RVT PC GI 860 FV CR 732 FV CR 501 1PCO PC GI	6130	1	STD
				6	JXB, JXBM, P4		3 5/8	1/8 1/8 1/8 3/16	362 BF 3CR GI 126 RVT PC GI 126 RVT PC GI 860 FV CR 732 FV CR	2C4008	6	STD
				4	CU, CU2		3 3/4	3/16 3/16 3/16 3/16	362 BF 3CR GI 126 RVT PC GI 126 RVT PC GI 871 FV CR 732 FV CR	2C712	4	STD
				3 4 6	G149, G150D, GO130H, GO149 DD198, G198, G200D, GO198 GO298, JXLC		3 3/4	3/32 1/8 3/16 3/16	363 BF CR GI 126 RVT PC GI 860 FV CR 732 FV CR 501 1PCO PC GI	2C6581	1	STD
				6	D298ERT	Zollner Piston #1536	3 3/4	1/8 1/8 3/32 3/16	372 FKST CR DI 170 FKST PC GI 126 RVT PC GI 860 FV CR 732 FV CR	2C6910	6	STD
				4	JX4C, OOB		3 3/4	1/8 1/8 1/8 3/16	362 BF 3CR GI 126 RVT PC GI 126 RVT PC GI 860 FV CR 732 FV CR	2C7669	4	STD
	2311	141	2.3 L	4	G1400		3 7/8	3/32 3/32 3/16	032 BF PC GI 126 RVT PC GI 860 FV CR 732 FV CR	6353 6353010 6353020 6353030 6353040 6353060	4	STD 0.25 0.50 0.75 1.00 1.50
				4	G1400		3 7/8	3/32 3/32 3/16	362 BF 3CR GI 126 RVT PC GI 860 FV CR 732 FV CR	2C6353 2C6353010 2C6353020 2C6353030 2C6353040 2C6353060	4	STD 0.25 0.50 0.75 1.00 1.50
	2671	163	2.7 L	4	G1404, G1600		4.000	5/64 5/64 3/16	362 BF 3CR GI 126 RVT PC GI 860 FV CR 732 FV CR	2C4389	4	STD
				3 4 6	G1700, GO169, GO3-169 GO226, JX4L-D3, GO4-226, JX4D GO6-339, JXDT		4.000	3/32 1/8 3/16 3/16	362 BF 3CR GI 126 RVT PC GI 860 FV CR 732 FV CR 501 1PCO PC GI	2C6288	1	STD














YEAR	CC	CID	LITER	CYL	ENGINE	MODEL	BORE	GRV	RING TYPE	HAST SET Set #	CYL SET	SIZE
HERCULES (Listed by Cylinder Diameter)												
				4	JX4D OHC, OOC	4 Ring Piston	4.000	1/8 1/8 1/8 3/16	362 BF 3CR GI 126 RVT PC GI 126 RVT PC GI 860 FV CR 732 FV CR	2C702	4	STD
				6	G339, G3400, JXD, JXLD, JXLDF		4.000	3/32 1/8 3/16 3/16	363 BF CR GI 126 RVT PC GI 860 FV CR 732 FV CR 501 1PCO PC GI	2C4231	6	STD
				6	G2300, G3400, JXDM	Use 2/3 set of 6 Cyl. for 4 Cyl.	4.000	3/32 1/8 3/16	362 BF 3CR GI 126 RVT PC GI 860 FV CR 732 FV CR	2C5213 2C5213040	6	STD 1.00
				3 4 6	D1700 D2300 D3400	Diesel Eng	4.000	1/8 3/32 3/16	372 FKST CR DI 126 RVT PC GI 860 FV CR 732 FV CR	2C5622 2C5622020 2C5622040	1	STD 0.50 1.00
				6	JXD, JXDF, JXDT, JXDTR, WXC, WXG, WXH, WXHC, WXLC		4.000	1/8 1/8 1/8 3/16	363 BF CR GI 126 RVT PC GI 126 RVT PC GI 860 FV CR 732 FV CR	2C4007	6	STD
				4	L, LC, LP, MU3		4 1/2	3/16 3/16 3/16 3/16	362 BF 3CR GI 102 T PC GI 401 SCRPP PC GI 860 FV CR 732 FV CR	2C4157	4	STD
HONDA												
1972-78	1200 1237 1250		1.2 L 1.2 L 1.3 L	4 4 4	EB2	Civic	72.00 2.835	1.50 1.50 2.80	032 BF PC GI 126 RVT PC GI 859 FV CR 732 FV CR 362 BF 3CR GI 126 RVT PC GI 859 FV CR 732 FV CR	6116 6116010 6116020 6116030 6116040 6116060 2C6116 2C6116010 2C6116020 2C6116030 2C6116040 2C6116060	4	STD 0.25 0.50 0.75 1.00 1.50 STD 0.25 0.50 0.75 1.00 1.50
1978-81 1980-82	1237 1335		1.2 L 1.3 L	4 4	EB-3, EE, EJ1, EN1	Civic Civic, Civic DX	72.00 2.835	1.50 1.50 4.00	032 BF PC GI 126 RVT PC GI 058 FV CR 732 FV CR 362 BF 3CR GI 126 RVT PC GI 058 FV CR 732 FV CR	6131 6131010 6131020 6131030 6131040 6131060 2C6131 2C6131010 2C6131020 2C6131030 2C6131040 2C6131060	4	STD 0.25 0.50 0.75 1.00 1.50 STD 0.25 0.50 0.75 1.00 1.50
1982-83	1335		1.3 L	4	EJZ	Civic	72.00 2.835	1.00 1.20 2.80	398 BF CR S 126 RVT PC GI 859 FV CR 732 FV CR	2C6174 2C6174020 2C6174030 2C6174040 2C6174060	4	STD 0.50 0.75 1.00 1.50
2002-13 2007-13	1339 1497		1.3 L 1.5 L	4 4	L13A1,L13A3,L13A8 LDA1 / 2 L15A1 SOHC	Civic Hybrid w/VTECH	73.00 2.874	1.00 1.20 2.00	398 BF CR S 610 RVT PC GI 990 FV CR 732 FV CR	2C5253 2C5253020 2C5253030 2C5253040	4	STD 0.50 0.75 1.00
2006-13	1339		1.3 L	4	LDA-MF3 SOHC	Civic Hybrid, Insight Gas/ Electric	73.00 2.874	1.00 1.00 1.50	398 BF CR S 123 RVT PC DI 981 FV CR 005 FV CR	2C5723	4	STD

YEAR	CC	CID	LITER	CYL	ENGINE	MODEL	BORE	GRV	RING TYPE	HAST SET	CYL SET	SIZE
HONDA												
1985-91	1488		1.5 L	4	D15A2, EJ2, EW1, HF	Civic, CR-X	74.00 2.913	1.00 1.20 2.80	398 BF CR S 126 RVT PC GI 859 FV CR 732 FV CR	2C4363 2C4363020 2C4363030 2C4363040	4	STD 0.50 0.75 1.00
1983-87	1488		1.5 L	4	D15A2, EM1	Excl. HF, EW1	74.00 2.913	1.20 1.20 2.80	398 BF CR S 126 RVT PC GI 996 FV CR 732 FV CR	2C6173 2C6173010 2C6173020 2C6173030 2C6173040	4	STD 0.25 0.50 0.75 1.00
1976-78 1980-85	1488 1599		1.5 L 1.6 L	4 4	EM EF	Ballade, Civic CVCC Accord	74.00 2.913	1.50 1.50 4.00	032 BF PC GI 126 RVT PC GI 058 FV CR 732 FV CR	4396 4396010 4396020 4396030 4396040 4396060	4	STD 0.25 0.50 0.75 1.00 1.50
									362 BF 3CR GI 126 RVT PC GI 058 FV CR 732 FV CR	2C4396 2C4396010 2C4396020 2C4396030 2C4396040 2C4396060	4	STD 0.25 0.50 0.75 1.00 1.50
									327 BF PM GI 126 RVT PC GI 058 FV CR 732 FV CR	2M4396 2M4396020 2M4396030 2M4396040 2M4396060	4	STD 0.50 0.75 1.00 1.50
1975-79	1488		1.5 L	4	EC	Civic	74.00 2.913	1.50 1.50 2.80	032 BF PC GI 126 RVT PC GI 859 FV CR 732 FV CR	4435 4435010 4435020 4435030 4435040	4	STD 0.25 0.50 0.75 1.00
									362 BF 3CR GI 126 RVT PC GI 859 FV CR 732 FV CR	2C4435 2C4435010 2C4435020 2C4435030 2C4435040	4	STD 0.25 0.50 0.75 1.00
1996-98 1988-95	1493 1590		1.5 L 1.6 L	4	D15B6, D15Z1 D16Y7, D16Y8, D16B5	8 Valve Deep Oil Grv.	75.00 2.953	1.00 1.20 2.80	398 BF CR S 126 RVT PC GI 859 FV CR 732 FV CR	2C4690 2C4690010 2C4690020 2C4690030 2C4690040	4	STD 0.25 0.50 0.75 1.00
1988-95 1989-97	1493 1590		1.5 L 1.6 L	4 4	D15B1/B2 D15B7/B8 D16Z6 D16A6/A7	CRX, Civic Del Sol Civic, Civic Ex, Del Sol Si	75.00 2.953	1.20 1.50 2.80	398 BF CR S 435 SCRPP PC GI 859 FV CR 732 FV CR	2C4640 2C4640010 2C4640020 2C4640030 2C4640040 2C4640060	4	STD 0.25 0.50 0.75 1.00 1.50
1992-96	1493		1.5 L	4	D15B8, D15Z1	Civic CX, VX, Vei	75.00 2.953	1.20 1.50 3.00	398 BF CR S 435 SCRPP PC GI 054 FV CR 732 FV CR	2C4962 2C4962020 2C4962030 2C4962040	4	STD 0.50 0.75 1.00
1993-99	1590		1.6 L	4	B16A2 DOHC	Civic EDM, Del Sol Si V-TEC	81.00 3.189	1.00 1.20 2.80	398 BF CR S 126 RVT PC GI 861 FV CR 732 FV CR	2C4666 2C4666010 2C4666020 2C4666030 2C4666040	4	STD 0.25 0.50 0.75 1.00
1999-On	1590		1.6 L	4	D16Y8 SOHC	Civic, Del Sol Si V-TEC w/ shallow Oil Grv.	75.00 2.953	1.00 1.20 2.80	398 BF CR S 126 RVT PC GI 996 FV CR 732 FV CR	2C4974 2C4974020 2C4974030 2C4974040	4	STD 0.50 0.75 1.00

YEAR	CC	CID	LITER	CYL	ENGINE	MODEL	BORE	GRV	RING TYPE	HAST SET Set #	CYL SET	SIZE
HONDA												
	1600		1.6 L	4		KA200 Civic	75.00 2.953	1.20 1.50 4.00	398 BF CR S 435 SCR P PC GI 058 FV CR 732 FV CR 322 BF GN SS 435 SCR P PC GI 058 FV CR 732 FV CR	2C4631 2C4631020 2C4631030 2C4631040 2N4631 2N463150	4 4	STD 0.50 0.75 1.00 STD 0.50
2001-05	1668		1.7 L	4	D17A1, D17A2, D17A6 SOHC	Civic DX, EX, HX L4 V-TEC	75.00 2.953	1.00 1.20 2.00	398 BF CR S 126 RVT PC GI 993 FV CR 005 FV CR	2C5111 2C5111010 2C5111020 2C5111030 2C5111040	4	STD 0.25 0.50 0.75 1.00
1979-83	1751		1.8 L	4	EK1, EL1	Eord, Prelude	77.00 3.031	1.50 1.50 4.00	032 BF PC GI 401 SCR P PC GI 058 FV CR 732 FV CR 363 BF CR GI 401 SCR P PC GI 058 FV CR 732 FV CR	6134 6134010 6134020 6134024 6134030 6134032 6134040 6134060 2C6134 2C6134010 2C6134020 2C6134030 2C6134040	4 4	STD 0.25 0.50 0.50 0.60 0.75 0.80 1.00 1.50 STD 0.25 0.50 0.75 1.00
2006-16	1799		1.8 L	4	R18A1, R18Z9 SOHC	Civic, HR-V	81.00 3.189	1.20 1.20 2.00	398 BF CR S 126 RVT PC GI 993 FV CR 005 FV CR	2C4850 2C4850010 2C4850020 2C4850030 2C4850040	4	STD 0.25 0.50 0.75 1.00
1983-87	1829		1.8 L	4	A18A1 ES1, ES2 ES3, ET2	Prelude DX Accord Sei	80.00 3.150	1.50 1.50 4.00	102 T PC GI 126 RVT PC GI 056 FV CR 732 FV CR 363 BF CR GI 126 RVT PC GI 056 FV CR 732 FV CR	6177 6177020 6177030 6177040 2C6177 2C6177020 2C6177030 2C6177040	4 4	STD 0.50 0.75 1.00 STD 0.50 0.75 1.00
1985-89	1955		2.0 L	4	A20A, BS, BT SOHC	Accords, Preludes	82.70 3.256	1.50 1.50 4.00	362 BF 3CR GI 126 RVT PC GI 058 FV CR 732 FV CR 327 BF PM GI 126 RVT PC GI 058 FV CR 732 FV CR	2C4499 2C4499020 2C4499030 2C4499040 2M4499 2M4499020 2M4499030 2M4499040	4 4	STD 0.50 0.75 1.00 STD 0.50 0.75 1.00
1988-93	1958		2.0 L	4	B20A3, B20A5	Prelude	81.00 3.189	1.20 1.50 2.80	398 BF CR S 126 RVT PC GI 861 FV CR 732 FV CR	2C4658 2C4658020 2C4658030 2C4658040	4	STD 0.50 0.75 1.00
1997-02	1972		2.0 L	4	B20B4, B20Z2 DOHC	CRV	84.00 3.307	1.20 1.20 2.80	398 BF CR S 126 RVT PC GI 997 FV CR 732 FV CR 326 TBF GN SS 126 RVT PC GI 997 FV CR 732 FV CR	2C4973 2C4973010 2C4973020 2C4973030 2C4973040 2N4973	4 4	STD 0.25 0.50 0.75 1.00 STD
1996-02	1994		2.0 L	4	20T2N, 20T2R	Accord, Civic Diesel Eng	84.45 3.325	3.00 2.00 3.00	378 FKST BF CC DI 406 N PC DI 553 CF CR GI 881 2PCO	2D7803 2D780350	1	STD 0.50

YEAR	CC	CID	LITER	CYL	ENGINE	MODEL	BORE	GRV	RING TYPE	HAST SET Set #	CYL SET	SIZE
HONDA												
2000-03 2004-06 2002-17	1997 2156 2354		2.0 L 2.2 L 2.4 L	4 4 4	F20C F22C K24A1, K24A2, K24A3, K24A4, K24A8, K24Y1 K24Z1, K24Z2, K24Z3 SOHC, DOHC	S2000 S2000 CR-V V-TEC	87.00 3.425	1.20 1.20 2.00	398 BF CR S 126 RVT PC GI 993 FV CR 005 FV CR	2C5147 2C5147010 2C5147020 2C5147030 2C5147040	4	STD 0.25 0.50 0.75 1.00
2002-11	1998		2.0 L	4	K20A1, K20A3, K20Z3 DOHC	Civic, RSX I-VTECH	86.00 3.386	1.20 1.20 2.00	398 BF CR S 126 RVT PC GI 993 FV CR 005 FV CR	2C5089 2C5089010 2C5089020 2C5089030 2C5089040	4	STD 0.25 0.50 0.75 1.00
1990-91	2056		2.1 L	4	B21A1	Prelude 16 Valve	83.00 3.268	1.20 1.20 2.80	398 BF CR S 126 RVT PC GI 861 FV CR 732 FV CR	2C4739 2C4739010 2C4739020 2C4739030 2C4739040	4	STD 0.25 0.50 0.75 1.00
1990-97	2156		2.2 L	4	F22A1, F22A4, F22B2, F22B1	Accord	85.00 3.346	1.20 1.20 2.80	398 BF CR S 126 RVT PC GI 861 FV CR 732 FV CR	2C4654 2C4654010 2C4654020 2C4654030 2C4654040	4	STD 0.25 0.50 0.75 1.00
1997-02 1992-00	2156 2259		2.2 L 2.3 L	4	H22A4 H22A4, H23A1	Prelude	87.00 3.425	1.20 1.20 2.80	398 BF CR S 126 RVT PC GI 997 FV CR 732 FV CR	2C4767 2C4767010 2C4767020 2C4767030 2C4767040 2C4767060	4	STD 0.25 0.50 0.75 1.00 1.50
2004-On	2204		2.2 L	4	N22A1, N22A2 DOHC	Accord, Civic, CR-V Turbo Diesel	85.00 3.346	2.50 1.50 2.00	274 FKST BF SS GI 406 N PC DI 203 CF GN SS 881 2PCO	2D7811	4	STD
	2204		2.2 L	4	N22A1, N22A2 DOHC	Turbo Diesel w/2 pc oil ring	85.00 3.346	2.00 2.00 3.00	225 FKST CR DI 210 SCRPF TF PC DI 204 CF CR DI 881 2PCO	2C7425	1	STD
1998-02	2254		2.3 L	4	F23A1, F23A4, F23A7	Accord LX, EX, SE, LEV ULEV, Odyssey	86.00 3.386	1.20 1.20 2.80	398 BF CR S 126 RVT PC GI 997 FV CR 732 FV CR	2C4969 2C4969020 2C4969030 2C4969040	4	STD 0.50 0.75 1.00
2013-14	2354		2.4 L	4	K24Z7	Civic	87.00 3.425	1.20 1.00 2.00	398 BF CR S 123 RVT PC DI 993 FV CR 005 FV CR	2C4122 2C4122020 2C4122030	4	STD 0.50 0.75
1996-97	2559		2.6 L	4	4ZE1 Isuzu Eng.	Passport	92.60 3.646	1.50 1.50 4.00	032 BF PC GI 126 RVT PC GI 870 FV CR 732 FV CR	4637 4637020 4637030 4637040	4	STD 0.50 0.75 1.00
									335 T PM DI 126 RVT PC GI 870 FV CR 732 FV CR	2M4637 2M4637010 2M4637020 2M4637030 2M4637040 2M4637060	4	STD 0.25 0.50 0.75 1.00 1.50
1987-97	2675		2.7 L	6	PL2, C27A1	Accord	87.00 3.425	1.20 1.20 4.00	398 BF CR S 126 RVT PC GI 058 FV CR 732 FV CR	2C4645 2C4645020 2C4645030 2C4645040	6	STD 0.50 0.75 1.00
1997-07	3000		3.0 L	6	J30A1, JNA1, J30A4 SOHC	Accord, Avancier Odyssey	86.00 3.386	1.20 1.20 2.80	398 BF CR S 126 RVT PC GI 997 FV CR 732 FV CR	2C4971 2C4971020 2C4971030 2C4971040	6	STD 0.50 0.75 1.00
1998-02	3156		3.2 L	6	6VD1 Isuzu Eng.	Passport	93.40 3.677	1.50 1.50 3.00	327 BF PM GI 126 RVT PC GI 997 FV CR 732 FV CR	2M4945 2M4945020 2M4945030 2M4945040	6	STD 0.50 0.75 1.00

YEAR	CC	CID	LITER	CYL	ENGINE	MODEL	BORE	GRV	RING TYPE	HAST SET Set #	CYL SET	SIZE
HONDA												
1996-97	3156		3.2 L	6	6VD1 Isuzu Eng.	Passport	93.40 3.677	1.50 1.50 4.00	327 BF PM GI 126 RVT PC GI 870 FV CR 732 FV CR	2M4791 2M4791010 2M4791020 2M4791030 2M4791040	6	STD 0.25 0.50 0.75 1.00
1999-17	3471		3.5 L	6	J35A6, J35A7, J35A9, J35Y1, J35Y2 J35Z1, J35Z4, J35Z5, J35Z8	Odyssey	89.00 3.504	1.20 1.20 2.80	398 BF CR S 126 RVT PC GI 997 FV CR 732 FV CR	2C4972 2C4972020 2C4972030 2C4972040	6	STD 0.50 0.75 1.00
HONDA-Racing												
1997-99	1590		1.6 L	4	D16A	Domani V-TEC	75.00 2.953	1.20 1.50 2.80	398 BF CR S 435 SCRPP PC GI 859 FV CR 732 FV CR	SC5558 SC5558010 SC5558020 SC5558030 SC5558040 SC5558060	4	STD 0.25 0.50 0.75 1.00 1.50
1989-93	1590		1.6 L	4	B16A	Civic, Integra V-TEC	81.00 3.189	1.00 1.20 2.80	398 BF CR S 126 RVT PC GI 861 FV CR 732 FV CR	SC5572 SC5572010 SC5572020 SC5572030 SC5572040	4	STD 0.25 0.50 0.75 1.00
	1600 2000		1.6 L 2.0 L	4	B16 B20	CRX	84.00 3.307	1.00 1.20 2.80	398 BF CR S 126 RVT PC GI 861 FV CR 732 FV CR	SC8513 SC8513020	4	STD 0.50
HONDA-Stationary												
				1	GX240K1 8HP	Stationary Eng.	73.00 2.874	2.00 2.00 2.80	032 BF PC GI 401 SCRPP PC GI 859 FV CR 732 FV CR	6195 6195010 6195020 6195030	1	STD 0.25 0.50 0.75
	337			1	GX340, GXV340	Stationary Eng.	82.00 3.228	2.00 2.00 2.80	363 BF CR GI 126 RVT PC GI 861 FV CR 732 FV CR	2C4475 2C4475010	1	STD 0.25
				1	GX390K1 13HP	Stationary Eng.	88.00 3.464	2.00 2.00 2.80	032 BF PC GI 126 RVT PC GI 999 FV CR 732 FV CR	6121 6121040	1	STD 1.00
HYUNDAI (Listed by Cylinder Diameter)												
	999		1.0 L	4	G4HC, G4DG	Atos, Epsilon	66.00 2.598	1.20 1.20 2.50	398 BF CR S 126 RVT PC GI 995 FV CR 732 FV CR	2C5136 2C5136010 2C5136020 2C5136030 2C5136040	4	STD 0.25 0.50 0.75 1.00
2003-13	1086		1.1 L	4	G4HG SOHC	Atos, i10	67.00 2.638	1.20 1.20 2.00	398 BF CR S 126 RVT PC GI 989 FV CR 732 FV CR	2C5298 2C5298010 2C5298020 2C5298030 2C5298040	4	STD 0.25 0.50 0.75 1.00
									322 BF GN SS 435 SCRPP PC GI 987 FV GN SS 714 GN SS	2N5298	4	STD
2002-09	1086		1.1 L	4	G4HD SOHC	Atos, Getz w/2.5mm oil grv	67.00 2.638	1.20 1.20 2.50	398 BF CR S 126 RVT PC GI 995 FV CR 005 FV CR	2C4580 2C4580010 2C4580020 2C4580030	4	STD 0.25 0.50 0.75
2005-08	1100		1.1 L	4	G4HG SOHC	Atos, i10 w/2.8mm oil grv	67.00 2.638	1.20 1.20 2.80	398 BF CR S 126 RVT PC GI 999 FV CR 732 FV CR	2C5250 2C5250020 2C5250030	4	STD 0.50 0.75
2008-18	1248		1.2 L	4	G4LA	i10, i20	71.00 2.795	1.00 1.20 2.00	398 BF CR S 406 N PC DI 987 FV GN SS 714 GN SS	2C4068 2C406825 2C406850	4	STD 0.25 0.50

YEAR	CC	CID	LITER	CYL	ENGINE	MODEL	BORE	GRV	RING TYPE	HAST SET	CYL SET	SIZE
												
HYUNDAI (Listed by Cylinder Diameter)												
2010-16	1341		1.3 L	4	G4EA	Getz, Accent Mpi	71.50 2.815	1.20 1.20 2.00	398 BF CR S 435 SCR PC GI 993 FV CR 005 FV CR	2C5389	4	STD 0.50 1.00
1996-On	1341		1.3 L	4	G4EA, G4K G4N, G4EH Alpha 1.3	Accent, ES, Multi, RS Click, Getz 1.3i 12V, Verna	71.50 2.815	1.50 1.50 3.00	032 BF PC GI 126 RVT PC GI 054 FV CR 732 FV CR 362 BF 3CR GI 126 RVT PC GI 054 FV CR 732 FV CR	5264 5264020 5264030 5264040 5264060 2C5264 2C5264010 2C5264020	4 4	STD 0.50 0.75 1.00 1.50 STD 0.25 0.50
	1400		1.4 L	4		Pony	73.00 2.874	1.50 1.50 4.00	032 BF PC GI 126 RVT PC GI 058 FV CR 732 FV CR 362 BF 3CR GI 126 RVT PC GI 058 FV CR 732 FV CR	4347 4347020 4347030 4347040 4347060 2C4347 2C4347010 2C4347020 2C4347030 2C4347040 2C4347060	4 4	STD 0.50 0.75 1.00 1.50 STD 0.25 0.50 0.75 1.00 1.50
2005-11	1399		1.4 L	4	G4EE MPI DOHC	Accent, Getz	75.50 2.972	1.20 1.20 2.00	398 BF CR S 126 RVT PC GI 993 FV CR 005 FV CR	2C4576 2C4576010 2C4576020 2C4576030 2C4576040	4	STD 0.25 0.50 0.75 1.00
1996-97	1495		1.5 L	4	G4FK DOHC	Accent, Elantra	75.50 2.972	1.20 1.50 3.00	398 BF CR S 126 RVT PC GI 054 FV CR 732 FV CR	2C4668 2C4668010 2C4668020 2C4668030 2C4668040 2C4668060	4	STD 0.25 0.50 0.75 1.00 1.50
1992-10	1495		1.5 L	4	G4EK SOHC	Accent, Elantra	75.50 2.972	1.50 1.50 3.00	032 BF PC GI 126 RVT PC GI 996 FV CR 732 FV CR 363 BF CR GI 126 RVT PC GI 996 FV CR 732 FV CR	4782 4782010 4782020 4782030 4782040 2C4782 2C4782010 2C4782020 2C4782030 2C4782040	4 4	STD 0.25 0.50 0.75 1.00 STD 0.25 0.50 0.75 1.00
1985-96	1468		1.5 L	4	G15B	Excel, Lantra, Pony	75.50 2.972	1.50 1.50 4.00	032 BF PC GI 126 RVT PC GI 058 FV CR 732 FV CR 363 BF CR GI 126 RVT PC GI 058 FV CR 732 FV CR 327 BF PM GI 126 RVT PC GI 058 FV CR 732 FV CR	5716 5716010 5716020 5716030 5716040 5716060 2C5716 2C5716010 2C5716020 2C5716030 2C5716040 2C5716060 2M5716 2M5716010 2M5716020 2M5716030 2M5716040	4 4 4	STD 0.25 0.50 0.75 1.00 1.50 STD 0.25 0.50 0.75 1.00 1.50 STD 0.25 0.50 0.75 1.00
2000-11	1599		1.6 L	4	G4ED Euro 4, G4ED-G DOHC	Accent, Coupe, Getz, Matrix w/2.0mm Oil Grv.	76.50 3.012	1.20 1.20 2.00	398 BF CR S 126 RVT PC GI 993 FV CR 005 FV CR	2C4526 2C4526020 2C4526030	4	STD 0.50 0.75

YEAR	CC	CID	LITER	CYL	ENGINE	MODEL	BORE	GRV	RING TYPE	HAST SET Set #	CYL SET	SIZE
HYUNDAI (Listed by Cylinder Diameter)												
2001-05	1599		1.6 L	4	G4ED, G4GR DOHC	w/2.5mm Oil Grv.	76.50 3.012	1.20 1.20 2.50	398 BF CR S 126 RVT PC GI 995 FV CR 732 FV CR	2C5154 2C5154020 2C5154030 2C5154040	4	STD 0.50 0.75 1.00
	1599		1.6 L	4		Elantra 2000	76.50 3.012	1.20 1.50 2.50	398 BF CR S 401 SCRPP PC GI 995 FV CR 732 FV CR	2C5177 2C5177010 2C5177020 2C5177030	4	STD 0.25 0.50 0.75
1985-90	1597		1.6 L	4	G32B	Stellar	76.90 3.027	2.00 2.00 4.00	032 BF PC GI 126 RVT PC GI 056 FV CR 732 FV CR	675 675010 675020 675030 675040 675060	4	STD 0.25 0.50 0.75 1.00 1.50
									362 BF 3CR GI 126 RVT PC GI 056 FV CR 732 FV CR	2C675 2C675010 2C675020 2C675030 2C675040	4	STD 0.25 0.50 0.75 1.00
2007-15 2008-17	1396 1591		1.4 L 1.6 L	4 4	G4FA G4FC, G4FG	Accent, Estate, Gamma Accent, Estate, Elantra, Veloster	77.00 3.031	1.20 1.20 2.00	398 BF CR S 435 SCRPP PC GI 993 FV CR 005 FV CR	2C4504 2C450450 2C4504100	4	STD 0.50 1.00
2007-17	1582		1.6 L	4	D4FB	Accent, Creta, Elantra i30, Kona	77.20 3.039	1.75 1.75 3.00	326 TBF GN SS 257 TF CR DI 203 CF GN SS 881 2PCO	2D7821 2D782125 2D782150	4	STD
1995-02	1599		1.6 L	4	G4GR	Coupe, Elantra	77.40 3.047	1.20 1.20 2.50	398 BF CR S 126 RVT PC GI 995 FV CR 732 FV CR	2C5196 2C5196020 2C5196040	4	STD 0.50 1.00
2012-16	1797		1.8 L	4	G4NBB DOHC	Elantra, Mistra "NU SERIES"	81.00 3.189	1.00 1.20 2.00	398 BF CR S 126 RVT PC GI 990 FV CR 005 FV CR	2C4357 2C435750 2C4357100	4	STD 1.25 2.50
1996-On	1796		1.8 L	4	G4CM, G4DM, G4JN DOHC	16 Valve, Elantra	81.50 3.208	1.20 1.50 3.00	398 BF CR S 126 RVT PC GI 997 FV CR 732 FV CR	2C4770 2C4770020 2C4770030 2C4770040	4	STD 0.50 0.75 1.00
1993-95	1796		1.8 L	4	G4CN	Elantra EXPORT ONLY	81.50 3.208	1.20 1.50 2.80	398 BF CR S 126 RVT PC GI 997 FV CR 732 FV CR	2C5104 2C5104020 2C5104030 2C5104040	4	STD 0.50 0.75 1.00
1995-06 1997-10	1836 1997		1.8 L 2.0 L	4 4	G4DM, G4GB, G4GM G4CP, G4GC, G4GF, G4JP	Elantra Coupe, Elantra	82.00 3.228	1.20 1.20 2.50	398 BF CR S 126 RVT PC GI 995 FV CR 732 FV CR	2C4943 2C4943010 2C4943020 2C4943030 2C4943040	4	STD 0.25 0.50 0.75 1.00
2004-09	1975		2.0 L	4	G4GF DOHC	Tucson	82.00 3.228	1.20 1.20 2.00	398 BF CR S 126 RVT PC GI 993 FV CR 005 FV CR	2C5825 2C5825020 2C5825040	4	STD 0.50 1.00
1992-95	1595		1.6 L	4	G4CR, G4DR DOHC	Elantra, 16 V	82.30 3.240	1.20 1.50 3.00	398 BF CR S 126 RVT PC GI 997 FV CR 732 FV CR	2C4669 2C4669020 2C4669030 2C4669040	4	STD 0.50 0.75 1.00
1998-00	1905		1.9 L	4	DJY SOHC	lantra II Diesel Eng	83.00 3.268	2.00 2.00 3.00	239 BF CC DI 123 RVT PC DI 204 CF CR DI 881 2PCO	2D7435 2D743525 2D743550	1	STD 0.25 0.50
2001-10 2001-11	1493 1991		1.5 L 2.0 L	3 4	D3EA D4EA	Accent, Getz, Matrix Elantra, i30, Santa Fe, Tucson CRDi Diesel Eng	83.00 3.268	2.00 2.00 3.00	213 FKST CC DI 223 RVT CR DI 204 CF CR DI 881 2PCO	2D7468	1	STD
1998-05	2493		2.5 L	6	G6BV	Sonata, XG	84.00 3.307	1.20 1.20 2.50	398 BF CR S 126 RVT PC GI 995 FV CR 732 FV CR	2C4980 2C4980020 2C4980030 2C4980040	6	STD 0.50 0.75 1.00


YEAR	CC	CID	LITER	CYL	ENGINE	MODEL	BORE	GRV	RING TYPE	HAST SET Set #	CYL SET	SIZE
HYUNDAI (Listed by Cylinder Diameter)												
2010-On	1995		2.0 L		D4HA DOHC	Tucson, IX35 Diesel Eng	84.00 3.307	2.50 2.00 3.00	241 FKST CC DI 214 RVT PC DI 204 CF CR DI 881 2PCO	2D7455	1	STD
1991-98	1997		2.0 L	4	G4CP, G4GF	Sonata	85.00 3.346	1.20 1.50 3.00	398 BF CR S 126 RVT PC GI 997 FV CR 732 FV CR	2C4768 2C4768010 2C4768020 2C4768030 2C4768040 2C4768060	4	STD 0.25 0.50 0.75 1.00 1.50
1985-89	1997		2.0 L	4	4G63	Stellar	85.00 3.346	2.00 2.00 4.00	032 BF PC GI 126 RVT PC GI 058 FV CR 732 FV CR	6171 6171020 6171030 6171040 6171060	4	STD 0.50 0.75 1.00 1.50
									362 BF 3CR GI 126 RVT PC GI 058 FV CR 732 FV CR	2C6171 2C6171020 2C6171030 2C6171040 2C6171060	4	STD 0.50 0.75 1.00 1.50
1989-93	2351		2.4 L	4	G64B	Sonata	86.50 3.405	1.50 1.50 4.00	032 BF PC GI 126 RVT PC GI 058 FV CR 732 FV CR	4638 4638020 4638030 4638040 4638060	4	STD 0.50 0.75 1.00 1.50
									362 BF 3CR GI 126 RVT PC GI 058 FV CR 732 FV CR	2C4638 2C4638010 2C4638020 2C4638030 2C4638040	4	STD 0.25 0.50 0.75 1.00
1999-02	2400		2.4 L	4	G4J5	Sonata	86.50 3.405	1.20 1.50 2.80	398 BF CR S 126 RVT PC GI 997 FV CR 732 FV CR	2C4780 2C4780020 2C4780030 2C4780040 2C4780060	4	STD 0.50 0.75 1.00 1.50
2006-12	2656		2.7 L	6	G6BA DOHC	Santa Fe, Tiburon, Tucson	86.70 3.413	1.20 1.20 2.00	398 BF CR S 435 SCRPP PC GI 993 FV CR 732 FV CR	2C5384 2C538450	6	STD 0.50
2000-12	2656		2.7 L	6	G6BA DOHC	Santa Fe, Sonata, Tiburon 24V	86.70 3.412	1.20 1.20 2.50	398 BF CR S 126 RVT PC GI 995 FV CR 732 FV CR	2C5265 2C5265020 2C5265030 2C5265040	6	STD 0.50 0.75 1.00
2002-11	2188		2.2 L		D4EB-F, D4EB-G SOHC	Santa FE CRDI Diesel Eng	87.00 3.425	2.50 2.00 3.00	222 FKST CC DI 214 RVT PC DI 204 CF CR DI 881 2PCO	2D7495	1	STD
2006-15	2359		2.4 L	4	G4KC, G4KJ DOHC	Sonata, Tucson	88.00 3.464	1.20 1.20 2.00	398 BF CR S 126 RVT PC GI 993 FV CR 005 FV CR	2C5297 2C5297020 2C5297030 2C5297040	4	STD 0.50 0.75 1.00
2001-07	2497		2.5 L	4	D4CB Euro 4	H-1, Porter Diesel Eng	91.00 3.583	2.50 2.00 3.00	211 HKST CC DI 257 TF CR DI 203 CF GN SS 881 2PCO	2D7522 2D752250	4	STD 0.50
2002-On	2497		2.5 L	4	D4CB DOHC	H100 TCi w/Keystone top grv. Diesel Eng	91.00 3.583	2.50 2.00 3.00	211 HKST CC DI 209 RVT PC DI 204 CF CR DI 881 2PCO	2C7361	1	STD
1980-86	2346 2476		2.3 L 2.5 L	4 4	4D55 D4BX SOHC	Galopper Jeep 8V Diesel Eng	91.10 3.587	2.00 2.00 4.00	226 BF CR DI 218 TF PC DI 204 CF CR DI 881 2PCO	2C7454	1	STD
1980-86	2346 2476		2.3 L 2.5 L	4 4	4D55 D4BX SOHC	Galopper Jeep 8V Diesel Eng	91.10 3.587	2.50 2.00 4.00	231 BF PM DI 236 TF CR DI 204 CF CR DI 881 2PCO	2M7379	1	STD

YEAR	CC	CID	LITER	CYL	ENGINE	MODEL	BORE	GRV	RING TYPE	HAST SET Set #	CYL SET	SIZE
HYUNDAI (Listed by Cylinder Diameter)												
1991-On	2346 2476		2.3 L 2.5 L	4 4	4D55T 4D56T, 4D56TDi	Galloper Galloper I 2.5 TD Turbo Diesel	91.10 3.587	2.50 2.00 4.00	243 HKST PM DI 235 HKST CR DI 204 CF CR DI 881 2PCO	2M7338 2M733850 2M7338100	1	STD 1.25 2.50
1990-98	2972		3.0 L	6	G6AT, 6G72	Sonata 3.0 12 V	91.10 3.587	1.50 1.50 4.00	032 BF PC GI 126 RVT PC GI 870 FV CR 732 FV CR	4453 4453010 4453020 4453030 4453040 4453060	6	STD 0.25 0.50 0.75 1.00 1.50
									335 T PM DI 126 RVT PC GI 870 FV CR 732 FV CR	2M4453 2M4453010 2M4453020 2M4453030 2M4453040 2M4453060	6	STD 0.25 0.50 0.75 1.00 1.50
1993-07	2476		2.5 L	4	D4BA, D4BB, D4BC	Porter- H100 Diesel Eng	91.10 3.587	2.00 2.00 3.00	336 T PM DI 126 RVT PC GI 553 CF CR GI 881 2PCO	2D5042 2D504250 2D504275	4	STD 0.50 0.75
2006-12	3342		3.3 L	6	G6DB	V6 Azera, Sonata, Santa Fe	92.00 3.622	1.20 1.20	398 BF CR S 126 RVT PC GI	2C5260 2C5260020	6	STD 0.50
2010-12	3470		3.5 L	6	G6DC DOHC	V6 Santa Fe		2.00	991 FV CR 005 FV CR	2C5260030 2C5260040		0.75 1.00
2002-06	3467		3.5 L	6	G6CU, XG350 DOHC	Centennial, Santa Fe, Terracan-Grandeur XG	93.00 3.661	1.50 1.50 3.00	032 BF PC GI 126 RVT PC GI 997 FV CR 732 FV CR	4883 4883020 4883030 4883040	6	STD 0.50 0.75 1.00
									327 BF PM GI 126 RVT PC GI 997 FV CR 732 FV CR	2M4883 2M4883010 2M4883020 2M4883030 2M4883040	6	STD 0.25 0.50 0.75 1.00
2006-14	3778		3.8 L	6	DOHC	Azera, Entourage, Genesis, Veracruz	96.00 3.779	1.20 1.20 2.00	398 BF CR S 126 RVT PC GI 991 FV CR 005 FV CR	2C4550 2C4550020 2C4550030 2C4550040	6	STD 0.50 0.75 1.00
2001-06	2902		2.9 L	4	J3 TCi SOHC	Terracan Diesel Eng	97.10 3.823	2.00 2.00 3.00	232 HKST CR DI 209 RVT PC DI 204 CF CR DI 881 2PCO	2C7401	1	STD
2001-06	2902		2.9 L	4	J3 TCi, J3 CRDi SOHC	Terracan Diesel Eng	97.10 3.823	2.50 2.00 3.00	211 HKST CC DI 209 RVT PC DI 204 CF CR DI 881 2PCO	2D7492	1	STD
INFINITI												
1991-00	1998		2.0 L	4	SR20D, SR20DE	G20	86.00 3.386	1.50 1.50 3.00	032 BF PC GI 126 RVT PC GI 872 FV CR 732 FV CR	4601 4601020 4601030 4601040 4601060	4	STD 0.50 0.75 1.00 1.50
									397 BF PM S 126 RVT PC GI 872 FV CR 732 FV CR	2M4601 2M4601010 2M4601020 2M4601030 2M4601040 2M4601060	4	STD 0.25 0.50 0.75 1.00 1.50
1990-98	2960		3.0 L	6	VG30DE, VG30E	M30, J30	87.00 3.425	1.50 1.50 2.80	032 BF PC GI 126 RVT PC GI 861 FV CR 732 FV CR	6196 6196020 6196030 6196040	6	STD 0.50 0.75 1.00
									335 T PM DI 126 RVT PC GI 861 FV CR 732 FV CR	2M6196 2M6196020 2M6196030 2M6196040	6	STD 0.50 0.75 1.00

YEAR	CC	CID	LITER	CYL	ENGINE	MODEL	BORE	GRV	RING TYPE	HAST SET Set #	CYL SET	SIZE
INFINITI												
2007-18	3498		3.5 L	6	VQ35HR, VQ35DE	EX35, FX35, M35h, Q50, Q70	95.50 3.760	1.20 1.20 2.00	398 BF CR S 126 RVT PC GI 991 FV CR 005 FV CR	2C5293 2C5293010 2C5293020 2C5293030 2C5293040	6	STD 0.25 0.50 0.75 1.00
2009-18	3699		3.7 L		VQ37VHR DOHC	G37, IPL G37, M37, Q70, QX50, QX70						
2001-16	3498		3.5 L	6	VQ35DE DOHC	G35, I35, JX35, QX4 QX60	95.50 3.760	1.20 1.20 2.50	398 BF CR S 126 RVT PC GI 995 FV CR 732 FV CR	2C5112 2C5112010 2C5112020 2C5112030 2C5112040	6	STD 0.25 0.50 0.75 1.00
1997-01 1990-02	4130 4494		4.1 L 4.5 L	8	VH41DE VH45DE	Infiniti Q41 Model Infiniti Q45 Model	93.00 3.661	1.50 1.50 2.80	335 T PM DI 126 RVT PC GI 861 FV CR 732 FV CR	2M4892 2M4892020 2M4892030 2M4892040	8	STD 0.50 0.75 1.00
2002-10	4494		4.5 L	8	VK45DE DOHC	FX45, M45, Q45	93.00 3.661	1.20 1.20 2.50	398 BF CR S 126 RVT PC GI 995 FV CR 732 FV CR	2C5186	8	STD
2004-10	5552		5.6 L	8	VK56DE	QX4, QX56	98.00 3.858	1.50 1.50 2.50	032 BF PC GI 126 RVT PC GI 995 FV CR 732 FV CR 327 BF PM GI 126 RVT PC GI 995 FV CR 732 FV CR	5188 5188020 5188030 5188040 2M5188 2M5188020 2M5188030 2M5188040	8 8	STD 0.50 0.75 1.00 STD 0.50 0.75 1.00
INTERNATIONAL-Balers (Listed by Cylinder Diameter)												
				4	C60, UC60 Engs.	50, 55T, 55W, 56	2 5/8	3/32 3/32 3/16	102 T PC GI 126 RVT PC GI 871 FV CR 732 FV CR 362 BF 3CR GI 126 RVT PC GI 871 FV CR 732 FV CR	7859 2C7859 2C7859020 2C7859030 2C7859040	4 4	STD STD 0.50 0.75 1.00
				4	C113 Eng Sleeved Eng.	50, 55T, 55W, 56 (3/16" Oil Ring)	3.000	1/8 1/8 1/8 3/16	362 BF 3CR GI 126 RVT PC GI 126 RVT PC GI 871 FV CR 732 FV CR	2C7758	4	STD
				4	C113	50, 55T, 55W, 56 (1/4" Oil Ring)	3.000	1/8 1/8 1/8 1/4	032 BF PC GI 126 RVT PC GI 126 RVT PC GI 860 FV CR 732 FV CR 362 BF 3CR GI 126 RVT PC GI 126 RVT PC GI 860 FV CR 732 FV CR	727 2C727	4 4	STD STD
				4	C123	50, 55T, 55W, 56, 57T, 57W Gas Eng.	3 1/8	3/32 3/32 1/4	362 BF 3CR GI 126 RVT PC GI 860 FV CR 732 FV CR	2C7696	4	STD
				6	BD240	Field Harvester 20C, 36	3 9/16	3/32 1/8 3/16	362 BF 3CR GI 126 RVT PC GI 860 FV CR 732 FV CR	2C5280 2C5280030	6	STD 0.75

YEAR	CC	CID	LITER	CYL	ENGINE	MODEL	BORE	GRV	RING TYPE	HAST SET Set #	CYL SET	SIZE
INTERNATIONAL-Combines (Listed by Cylinder Diameter)												
				4	C60	52R, 64	2 5/8	3/32 3/32 3/16	102 T PC GI 126 RVT PC GI 871 FV CR 732 FV CR 362 BF 3CR GI 126 RVT PC GI 871 FV CR 732 FV CR	7859 2C7859 2C7859020 2C7859030 2C7859040	4 4	STD 0.50 0.75 1.00
				4	C113 Sleeved Eng.	22, 64, 76, 81 (3/16" Oil Ring)	3.000	1/8 1/8 1/8 3/16	362 BF 3CR GI 126 RVT PC GI 126 RVT PC GI 871 FV CR 732 FV CR	2C7758	4	STD
				4	C113 Sleeved Eng.	22, 64, 76, 81 (1/4" Oil Ring)	3.000	1/8 1/8 1/8 1/4	032 BF PC GI 126 RVT PC GI 126 RVT PC GI 860 FV CR 732 FV CR 362 BF 3CR GI 126 RVT PC GI 126 RVT PC GI 860 FV CR 732 FV CR	727 2C727	4 4	STD STD
				4	C123 Sleeved Eng.	Gas 76, 81	3 1/8	3/32 3/32 1/4	362 BF 3CR GI 126 RVT PC GI 860 FV CR 732 FV CR	2C7696	4	STD
				4	C135 Sleeved Eng.	Gas 91	3 1/4	3/32 3/32 3/16	032 BF PC GI 126 RVT PC GI 860 FV CR 732 FV CR 362 BF 3CR GI 126 RVT PC GI 860 FV CR 732 FV CR	7689 2C7689	4 4	STD STD
				4	C152 Sleeved Eng.	122	3 3/8	1/8 5/32 5/32 1/4	362 BF 3CR GI 102 T PC GI 401 SCRP PC GI 860 FV CR 732 FV CR	2C726	4	STD
				4	C153	93	3 3/8	3/32 3/32 3/16	362 BF 3CR GI 126 RVT PC GI 860 FV CR 732 FV CR	2C7144 2C7144020	4	STD 0.50
				4	C164	Gas Eng. 140	3 1/2	3/32 3/32 3/32 1/4	362 BF 3CR GI 126 RVT PC GI 126 RVT PC GI 860 FV CR 732 FV CR	2C7503	4	STD
				6	BD220 BD220	101 127, 141, 303	3 9/16	3/32 1/8 3/16	362 BF 3CR GI 126 RVT PC GI 860 FV CR 732 FV CR	2C5280 2C5280030	6	STD 0.75
				4	C169 Sleeved Eng.	Gas or LPG 140	3 9/16	3/32 3/32 3/32 1/4	362 BF 3CR GI 126 RVT PC GI 126 RVT PC GI 860 FV CR 732 FV CR	2C7547	4	STD
				6	C221 Sleeved Eng. C263	205, 303, 315 403	3 9/16	3/32 3/32 1/4	362 BF 3CR GI 126 RVT PC GI 860 FV CR 732 FV CR	2C7687	6	STD













YEAR	CC	CID	LITER	CYL	ENGINE	MODEL	BORE	GRV	RING TYPE	HAST SET Set #	CYL SET	SIZE
INTERNATIONAL-Combines (Listed by Cylinder Diameter)												
				4	C175 Sleeved Eng.	Gas or LPG 140	3 5/8	3/32 3/32 3/32 1/4	362 BF 3CR GI 126 RVT PC GI 126 RVT PC GI 860 FV CR 732 FV CR	2C7677	4	STD
				6	Herc. G3400	SPH908 Hillside	4.000	3/32 1/8 3/16 3/16	363 BF CR GI 126 RVT PC GI 860 FV CR 732 FV CR 501 1PCO PC GI	2C4231	6	STD
INTERNATIONAL-Construction & Industrial (Listed by Cylinder Diameter)												
				4	C135 Sleeved Eng.	T5, T340 Crawler Gas Eng.	3 1/4	3/32 3/32 3/16	032 BF PC GI 126 RVT PC GI 860 FV CR 732 FV CR 362 BF 3CR GI 126 RVT PC GI 860 FV CR 732 FV CR	7689 2C7689	4 4	STD STD
				4	C153	2444, 2500, 3514	3 3/8	3/32 3/32 3/16	362 BF 3CR GI 126 RVT PC GI 860 FV CR 732 FV CR	2C7144 2C7144020	4	STD 0.50
				6	C221 Sleeved Eng. C221 Sleeved Eng. C263	T6 Gas or LPG Eng. 3616 Gas Eng. T6-62 Series 2656 Gas or LPG Eng.	3 9/16	3/32 3/32 1/4	362 BF 3CR GI 126 RVT PC GI 860 FV CR 732 FV CR	2C7687	6	STD
				6		T35, TA40	3 5/8	1/8 1/8 1/8 3/16	362 BF 3CR GI 126 RVT PC GI 126 RVT PC GI 860 FV CR 732 FV CR	2C4008	6	STD
				4	C264 Sleeved Eng.	T6-61 Gas or LPG Eng.	4.000	3/32 3/32 3/32 1/4	363 BF CR GI 126 RVT PC GI 126 RVT PC GI 860 FV CR 732 FV CR	2C7795	4	STD
INTERNATIONAL-Engines & Power Units (Listed by Cylinder Diameter)												
				4	U1, UC60		2 5/8	3/32 3/32 3/16	102 T PC GI 126 RVT PC GI 871 FV CR 732 FV CR 362 BF 3CR GI 126 RVT PC GI 871 FV CR 732 FV CR	7859 2C7859 2C7859020 2C7859030 2C7859040	4 4	STD STD 0.50 0.75 1.00
				4	P12		3.000	1/8 1/8 1/8 1/8 3/16	362 BF 3CR GI 102 T PC GI 102 T PC GI 126 RVT PC GI 501 1PCO PC GI 825 2PCO	2C710	4	STD
				4	U2, U2A Sleeved Eng.	1/4" Oil Ring	3.000	1/8 1/8 1/8 1/4	032 BF PC GI 126 RVT PC GI 126 RVT PC GI 860 FV CR 732 FV CR 362 BF 3CR GI 126 RVT PC GI 126 RVT PC GI 860 FV CR 732 FV CR	727 2C727	4 4	STD STD














YEAR	CC	CID	LITER	CYL	ENGINE	MODEL	BORE	GRV	RING TYPE	HAST SET	CYL SET	SIZE
												
INTERNATIONAL-Engines & Power Units (Listed by Cylinder Diameter)												
				4	U2, U2A Sleeved Eng.	3/16" Oil Ring	3.000	1/8 1/8 1/8 3/16	362 BF 3CR GI 126 RVT PC GI 126 RVT PC GI 871 FV CR 732 FV CR	2C7758	4	STD
				4	U123		3 1/8	3/32 3/32 1/4	362 BF 3CR GI 126 RVT PC GI 860 FV CR 732 FV CR	2C7696	4	STD
				4	UC135, UC135B		3 1/4	3/32 3/32 3/16	032 BF 3CR GI 126 RVT PC GI 860 FV CR 732 FV CR 362 BF 3CR GI 126 RVT PC GI 860 FV CR 732 FV CR	7689 2C7689	4	STD
				4	I4, IU4, U4, 122HT Sleeved Eng.		3 3/8	1/8 5/32 5/32 1/4	362 BF 3CR GI 102 T PC GI 401 SCRPP PC GI 860 FV CR 732 FV CR	2C726	4	STD
				4	UC153, U157		3 3/8	3/32 3/32 3/16	362 BF 3CR GI 126 RVT PC GI 860 FV CR 732 FV CR	2C7144 2C7144020	4	STD 0.50
				4	U164 Sleeved Eng.		3 1/2	3/32 3/32 3/32 1/4	362 BF 3CR GI 126 RVT PC GI 126 RVT PC GI 860 FV CR 732 FV CR	2C7503	4	STD
				4	U169 Sleeved Eng.		3 9/16	3/32 3/32 3/32 1/4	362 BF 3CR GI 126 RVT PC GI 126 RVT PC GI 860 FV CR 732 FV CR	2C7547	4	STD
				6	U220, UB220 Sleeved Eng.	3 Ring Piston 302 series	3 9/16	3/32 1/8 3/16	362 BF 3CR GI 126 RVT PC GI 860 FV CR 732 FV CR	2C5280 2C5280030	6	STD 0.75
				6	U220, U240 Sleeved Eng.	4 Ring Piston	3 9/16	3/32 1/8 1/8 3/16	362 BF 3CR GI 126 RVT PC GI 126 RVT PC GI 860 FV CR 732 FV CR	2C5047 2C5047030	6	STD 0.75
				6	UC221, C263 Sleeved Eng.		3 9/16	3/32 3/32 1/4	362 BF 3CR GI 126 RVT PC GI 860 FV CR 732 FV CR	2C7687	6	STD
				4	U175, 350 Utility Sleeved Eng.		3 5/8	3/32 3/32 3/32 1/4	362 BF 3CR GI 126 RVT PC GI 126 RVT PC GI 860 FV CR 732 FV CR	2C7677	4	STD
				4 6	UD166 UD236, UD282 Sleeved Eng.	1/8" Half Keystone Top Ring	3 11/16	1/8 1/8 1/4	394 HKST CR DI 126 RVT PC GI 860 FV CR 732 FV CR	2C7114	2	STD
				6	U21, PA50 Sleeved Eng.	Diesel Eng	3 3/4	1/8 1/8 1/8 3/16	362 BF 3CR GI 126 RVT PC GI 126 RVT PC GI 860 FV CR 732 FV CR	2C5028	6	STD
				4	C200		3 13/16	1/8 3/32 1/4	362 BF 3CR GI 126 RVT PC GI 860 FV CR 732 FV CR	2C7220 2C7220020 2C7220060	4	STD 0.50 1.50

YEAR	CC	CID	LITER	CYL	ENGINE	MODEL	BORE	GRV	RING TYPE	HAST SET Set #	CYL SET	SIZE
INTERNATIONAL-Engines & Power Units (Listed by Cylinder Diameter)												
				8	UV345, V304, V345		3 7/8	3/32 3/32 3/16	032 BF PC GI 126 RVT PC GI 860 FV CR 732 FV CR 362 BF 3CR GI 126 RVT PC GI 860 FV CR 732 FV CR 345 T PM GI 126 RVT PC GI 860 FV CR 732 FV CR	6302 6302010 6302020 6302030 6302040 6302060 2C6302 2C6302020 2C6302030 2C6302040 2C6302060 2M6302 2M6302030 2M6302040 2M6302060	8 8 8	STD 0.25 0.50 0.75 1.00 1.50 STD 0.50 0.75 1.00 1.50 STD 0.75 1.00 1.50
				4	U264 Sleeved Eng.	Late Piston	4.000	3/32 3/32 3/32 1/4	363 BF CR GI 126 RVT PC GI 126 RVT PC GI 860 FV CR 732 FV CR	2C7795	4	STD
				8	461, UV401, V446		4 1/8	3/32 3/32 3/16	363 BF CR GI 126 RVT PC GI 860 FV CR 732 FV CR 327 BF PM GI 126 RVT PC GI 860 FV CR 732 FV CR	2C6094 2C6094020 2C6094030 2C6094040 2C6094060 2M6094 2M6094030 2M6094040 2M6094060	8 8	STD 0.50 0.75 1.00 1.50 STD 0.75 1.00 1.50
				6	UR450		4 3/8	3/32 3/32 3/16	362 BF 3CR GI 126 RVT PC GI 860 FV CR 732 FV CR	2C6286	6	STD
				8	UV549		4 1/2	3/32 3/32 3/32 3/16	032 BF PC GI 126 RVT PC GI 126 RVT PC GI 860 FV CR 732 FV CR 363 BF CR GI 126 RVT PC GI 126 RVT PC GI 860 FV CR 732 FV CR	578 2C578 2C578020 2C578030 2C578040 2C578060 2C578080	8 8	STD STD 0.50 0.75 1.00 1.50 2.00
INTERNATIONAL-Tractors (Listed by Cylinder Diameter)												
				4	C60	Cub, Intr. Lo-Boy	2 5/8	3/32 3/32 3/16	102 T PC GI 126 RVT PC GI 871 FV CR 732 FV CR 362 BF 3CR GI 126 RVT PC GI 871 FV CR 732 FV CR	7859 2C7859 2C7859020 2C7859030 2C7859040	4 4	STD STD 0.50 0.75 1.00
				4	C113 Sleeved Eng.	A, AV, B, BN; Super A, AV; Farmall C 3/16" Oil Ring	3.000	1/8 1/8 1/8 3/16	362 BF 3CR GI 126 RVT PC GI 126 RVT PC GI 871 FV CR 732 FV CR	2C7758	4	STD

YEAR	CC	CID	LITER	CYL	ENGINE	MODEL	BORE	GRV	RING TYPE	HAST SET Set #	CYL SET	SIZE
INTERNATIONAL-Tractors (Listed by Cylinder Diameter)												
				4	C113 Sleeved Eng.	A, AV, B, BN; Super A, AV; Farmall C 1/4" Oil Ring Gas or Dist.	3.000	1/8 1/8 1/8 1/4	032 BF PC GI 126 RVT PC GI 126 RVT PC GI 860 FV CR 732 FV CR 362 BF 3CR GI 126 RVT PC GI 126 RVT PC GI 860 FV CR 732 FV CR	727 2C727	4 4	STD STD
				4	IHC IHC Sleeved Eng.	F12, F14 I12, I14, O12, O14; W12, W14 Late 1935	3.000	1/8 1/8 1/8 1/8 3/16	362 BF 3CR GI 102 T PC GI 102 T PC GI 126 RVT PC GI 501 1PCO PC GI 825 2PCO	2C710	4	STD
				4	C123 Sleeved Eng.	100, 130, 140, 200, 230, 240, Super C Gas Eng.	3 1/8	3/32 3/32 1/4	362 BF 3CR GI 126 RVT PC GI 860 FV CR 732 FV CR	2C7696	4	STD
				4	C123	100, 130, 140, 200, 240, Super A1, Super C Dist. or Kero. Eng.	3 1/8	3/32 3/32 3/32 1/4	362 BF 3CR GI 126 RVT PC GI 126 RVT PC GI 860 FV CR 732 FV CR	2C7724	4	STD
				4	C123 Sleeved Eng.	100, 200, Super A1, Super C	3 3/16	3/32 3/32 1/4	032 BF PC GI 126 RVT PC GI 860 FV CR 732 FV CR 362 BF 3CR GI 126 RVT PC GI 860 FV CR 732 FV CR	4123 2C4123	4 4	STD STD
				4	C135 Sleeved Eng.	330, 340, 404, 2404 Gas Eng.	3 1/4	3/32 3/32 3/16	032 BF PC GI 126 RVT PC GI 860 FV CR 732 FV CR 362 BF 3CR GI 126 RVT PC GI 860 FV CR 732 FV CR	7689 2C7689	4 4	STD STD
				1	K241	Kohler Cub Cadet	3 1/4	3/32 3/32 3/16	032 BF PC GI 401 SCRPP PC GI 860 FV CR 732 FV CR 362 BF 3CR GI 401 SCRPP PC GI 860 FV CR 732 FV CR	6535 2C6535	1 1	STD STD
				4	C146, C157	424, 444, 504, 2424, 2444 Gas Eng.	3 3/8	3/32 3/32 3/16	362 BF 3CR GI 126 RVT PC GI 860 FV CR 732 FV CR	2C7144 2C7144020	4	STD 0.50
				4	C152 Sleeved Eng.	H, HV, I4, IU4, O4, OS4, W4	3 3/8	1/8 5/32 5/32 1/4	362 BF 3CR GI 102 T PC GI 401 SCRPP PC GI 860 FV CR 732 FV CR	2C726	4	STD
				4		H	3 3/8	3/32 3/32 3/32 1/4	362 BF 3CR GI 126 RVT PC GI 126 RVT PC GI 860 FV CR 732 FV CR	2C7558	4	STD

YEAR	CC	CID	LITER	CYL	ENGINE	MODEL	BORE	GRV	RING TYPE	HAST SET	CYL SET	SIZE
												
INTERNATIONAL-Tractors (Listed by Cylinder Diameter)												
				4	C164 Sleeved Eng.	Super H, HV, W4 Gas Eng.	3 1/2	3/32 3/32 3/32 1/4	362 BF 3CR GI 126 RVT PC GI 126 RVT PC GI 860 FV CR 732 FV CR	2C7503	4	STD
				4	C169 Sleeved Eng.	300 Series Gas or LPG Eng.	3 9/16	3/32 3/32 3/32 1/4	362 BF 3CR GI 126 RVT PC GI 126 RVT PC GI 860 FV CR 732 FV CR	2C7547	4	STD
				6	C221 C263	460, 606, 656, 2606 560, 656 Series, 660, 2656, 2706 Gas or LPG Eng.	3 9/16	3/32 3/32 1/4	362 BF 3CR GI 126 RVT PC GI 860 FV CR 732 FV CR	2C7687	6	STD
				4	C175 Sleeved Eng.	300, 350 Gas or LPG Eng.	3 5/8	3/32 3/32 3/32 1/4	362 BF 3CR GI 126 RVT PC GI 126 RVT PC GI 860 FV CR 732 FV CR	2C7677	4	STD
				6		IA40, WA40	3 5/8	1/8 1/8 1/8 3/16	362 BF 3CR GI 126 RVT PC GI 126 RVT PC GI 860 FV CR 732 FV CR	2C4008	6	STD
				4 4 6 6	D166 D188 D236 D282	TD340 Crawler 2444, 2500, 3514 460D, 606, 2606, 3616D 560D, 656D, 660D, 706, 2656D, 2706 1/8" Half Kyst Top Ring Diesel Eng	3 11/16	1/8 1/8 1/4	394 HKST CR DI 126 RVT PC GI 860 FV CR 732 FV CR	2C7114	2	STD
				4	C200	544, 2544	3 13/16	1/8 3/32 1/4	362 BF 3CR GI 126 RVT PC GI 860 FV CR 732 FV CR	2C7220 2C7220020 2C7220060	4	STD 0.50 1.50
				6	UC301	806, 2806 After #4996 Gas or LPG Eng.	3 13/16	1/8 3/32 1/4	362 BF 3CR GI 126 RVT PC GI 860 FV CR 732 FV CR	2C7193 2C7193020 2C7193060	6	STD 0.50 1.50
				4	206D		3 7/8	1/8 1/8 1/8 3/16	372 FKST CR DI 126 RVT PC GI 126 RVT PC GI 565 CF CR GI 881 2PCO	2C5559	4	STD
				4	D239, DT239, 544, I544, 574	Diesel Eng	3 7/8	1/8 3/32 3/16	372 FKST CR DI 126 RVT PC GI 860 FV CR 732 FV CR	2C5319	4	STD
				6	D310	666, 706, 756 4 Ring Piston	3 7/8	1/8 1/8 1/8 3/16	372 FKST CR DI 126 RVT PC GI 126 RVT PC GI 565 CF CR GI 881 2PCO	2C7197	6	STD
				4	C264 Sleeved Eng.	Super M, M, M-TA, MV, W6 Gas or LPG Eng.	4.000	3/32 3/32 3/32 1/4	363 BF CR GI 126 RVT PC GI 126 RVT PC GI 860 FV CR 732 FV CR	2C7795	4	STD
				4	IHC Sleeved Eng.	Super M, W6 Sterling Piston	4.000	3/32 3/32 3/32 1/4 1/4	362 BF 3CR GI 126 RVT PC GI 126 RVT PC GI 860 FV CR 732 FV CR 501 1PCO PC GI	2C7796	4	STD
				4	C281 C281 Sleeved Eng.	400, 450, W450 Super M, M, MTA, MV, W6 Gas or LPG Eng.	4 1/8	3/32 3/32 3/32 1/4	363 BF CR GI 126 RVT PC GI 126 RVT PC GI 860 FV CR 732 FV CR	2C7580	4	STD

YEAR	CC	CID	LITER	CYL	ENGINE	MODEL	BORE	GRV	RING TYPE	HAST SET	CYL SET	SIZE
												
INTERNATIONAL-Tractors Increase Bore Sleeve (Listed by Cylinder Diameter)												
				4	C113 Eng. Sleeved Eng.	M & W Sleeve Kit Superior Piston #A1018 McQuay Norris Kit #SA177 M & W Sleeve Kit Sealed Power #SP9	3 1/8	1/8 1/8 1/8 1/4	362 BF 3CR GI 126 RVT PC GI 126 RVT PC GI 860 FV CR 732 FV CR	2C7543	4	STD
				4	C113 Eng. Sleeved Eng.	M & W Sleeve Kit Superior Piston #A1018 McQuay Norris Kit #SA177 M & W Sleeve Kit Sealed Power #SP9	3 1/8	3/32 3/32 3/32 3/16	362 BF 3CR GI 126 RVT PC GI 126 RVT PC GI 860 FV CR 732 FV CR	2C7799	4	STD
				4	C123 Eng. Sleeved Eng.	M & W Sleeve Kit Genuine Sleeve Kit Power Pkg. Kit Allied Sleeve Kit #WSA225 Basic #BA157, 159, 160 Permite Sleeve Kit #CSA255 Sealed Power #SL1814	3 3/16	3/32 3/32 3/32 3/16	362 BF 3CR GI 126 RVT PC GI 126 RVT PC GI 860 FV CR 732 FV CR	2C7564	4	STD
				4	C123 Eng. Sleeved Eng.	M & W Sleeve Kit Genuine Sleeve Kit Power Pkg. Kit Allied Sleeve Kit #WSA225 Basic #BA157, 159, 160 Permite Sleeve Kit #CSA255 Sealed Power #SL1814	3 3/16	3/32 3/32 1/4	362 BF 3CR GI 126 RVT PC GI 860 FV CR 732 FV CR	2C7698	4	STD
				4	C123 Eng. Sleeved Eng.	M & W Sleeve Kit Genuine Sleeve Kit Power Pkg. Kit Allied Sleeve Kit #WSA225 Basic #BA157, 159, 160 Permite Sleeve Kit #CSA255 Sealed Power #SL1814	3 1/4	3/32 3/32 3/32 3/16	032 BF PC GI 126 RVT PC GI 126 RVT PC GI 860 FV CR 732 FV CR 362 BF 3CR GI 126 RVT PC GI 126 RVT PC GI 860 FV CR 732 FV CR	7584 2C7584	4	STD STD
				4	C123 Eng. Sleeved Eng.	M & W Sleeve Kit Genuine Sleeve Kit Power Pkg. Kit Allied Sleeve Kit #WSA225 Basic #BA157, 159, 160 Permite Sleeve Kit #CSA255 Sealed Power #SL1814	3 1/4	3/32 3/32 3/32 3/16	032 BF PC GI 126 RVT PC GI 126 RVT PC GI 860 FV CR 732 FV CR 362 BF 3CR GI 126 RVT PC GI 126 RVT PC GI 860 FV CR 732 FV CR	4215 4215020 4215040 2C4215	4	STD 0.50 1.00 STD
				4	C152 Eng. Sleeved Eng.	International Model H Kit M & W Sleeve Kit #SP4, 5 Superior Piston #A1019 Allied #WSA302, 303 Ertel Sleeve Kit #SA209, 210 Genuine Kit #S161, 164, 168 Sterling Piston M & W #SP70, 71, 72 International Model H Kit Power Pkg. Increased Bore Kit Kerosene Eng.	3 7/16	3/32 3/32 3/32 1/4	362 BF 3CR GI 126 RVT PC GI 126 RVT PC GI 860 FV CR 732 FV CR	2C7681	4	STD

YEAR	CC	CID	LITER	CYL	ENGINE	MODEL	BORE	GRV	RING TYPE	HAST SET	CYL SET	SIZE
												
INTERNATIONAL-Tractors Increase Bore Sleeve (Listed by Cylinder Diameter)												
				4	C152 Eng. Sleeved Eng.	International Model H Kit M & W Sleeve Kit #SP4, 5 Superior Piston #A1019 Allied #WSA302, 303 Ertel Sleeve Kit #SA209, 210 Genuine Kit #S161, 164, 168 Sterling Piston M & W #SP70, 71, 72 International Model H Kit Power Pkg. Increased Bore Kit Kerosene Eng.	3 7/16	3/32 3/32 1/8 1/4	362 BF 3CR GI 126 RVT PC GI 126 RVT PC GI 860 FV CR 732 FV CR	2C7790	4	STD
				4	C152 Eng. Sleeved Eng.	International Model H Kit M & W Sleeve Kit #SP4, 5 Superior Piston #A1019 Allied #WSA302, 303 Ertel Sleeve Kit #SA209, 210 Genuine Kit #S161, 164, 168 Sterling Piston M & W #SP70, 71, 72 International Model H Kit Power Pkg. Increased Bore Kit Kerosene Eng.	3 7/16	3/32 3/32 3/32 3/16 3/16	362 BF 3CR GI 126 RVT PC GI 126 RVT PC GI 860 FV CR 732 FV CR 501 1PCO PC GI	2C7585	4	STD
				4	C152 Eng. Sleeved Eng.	International Model H Kit M & W Sleeve Kit #SP4, 5 Superior Piston #A1019 Allied #WSA302, 303 Ertel Sleeve Kit #SA209, 210 Genuine Kit #S161, 164, 168 Sterling Piston M & W #SP70, 71, 72 International Model H Kit Power Pkg. Increased Bore Kit Kerosene Eng.	3 7/16	3/32 3/32 3/32 1/4	362 BF 3CR GI 126 RVT PC GI 126 RVT PC GI 860 FV CR 732 FV CR	2C5669	4	STD
				4	C152 Eng. Sleeved Eng.	International Model H Kit M & W Sleeve Kit #SP4, 5 Superior Piston #A1019 Allied #WSA302, 303 Ertel Sleeve Kit #SA209, 210 Genuine Kit #S161, 164, 168 Sterling Piston M & W #SP70, 71, 72 International Model H Kit Power Pkg. Increased Bore Kit Kerosene Eng.	3 9/16	3/32 3/32 3/32 1/4	362 BF 3CR GI 126 RVT PC GI 126 RVT PC GI 860 FV CR 732 FV CR	2C7547	4	STD
				4	C169 Dist. or Gas Eng. C175 Dist,Gas or LPG Eng. Sleeved Eng.	Power Package Overbore 350 Series, 1300, 1350 Power Package--350 Conversion--300 Allied #WSA268, 269, 317 McQuay Norris #SA228, 229 Perfect Circle #WSA268, 269, 317	3 5/8	3/32 3/32 3/32 1/4	362 BF 3CR GI 126 RVT PC GI 126 RVT PC GI 860 FV CR 732 FV CR	2C7677	4	STD
					C248 Eng. Sleeved Eng.	M & W #SP3, SP3-5 Sealed Power #SL1696,1727 Power Pkg. M Kit	3 7/8	3/32 3/32 3/32 1/4	363 BF CR GI 126 RVT PC GI 126 RVT PC GI 860 FV CR 732 FV CR	2C7647	4	STD

YEAR	CC	CID	LITER	CYL	ENGINE	MODEL	BORE	GRV	RING TYPE	HAST SET Set #	CYL SET	SIZE
INTERNATIONAL-Tractors Increase Bore Sleeve (Listed by Cylinder Diameter)												
				4	C248 Eng. IHC Eng. Sleeved Eng.	M & W Sleeve Kit Power Pkg. Incre. Bore Kit Superior Piston #A1011 Sealed Power #SL1741 McQuay Norris #SA193	4.000	3/32 3/32 3/32 1/4	363 BF CR GI 126 RVT PC GI 126 RVT PC GI 860 FV CR 732 FV CR	2C7795	4	STD
					C248 Eng. Sleeved Eng.	M & W #SP60, SP61, SP62 McQuay Norris #AS162, 173, 241, 242, 243	4.000	3/32 3/32 3/32 1/4	362 BF 3CR GI 126 RVT PC GI 126 RVT PC GI 860 FV CR 732 FV CR	2C7654	2	STD
				4	C248 Eng. Sleeved Eng.	M & W #SP60, SP61, SP62 McQuay Norris #AS162, 173, 241, 242, 243	4.000	3/32 3/32 1/8 1/4	363 BF CR GI 126 RVT PC GI 126 RVT PC GI 860 FV CR 732 FV CR	2C7997	4	STD
				4	C264 Eng. Sleeved Eng.	M & W Sleeve Kit Sealed Power #SL1758,1761 Super M, MV White Machine Kit #G271H, Super M, 400 Basic Sleeve Kit #BA163,164 Ertel Sleeve Kit #SA217 Genuine Parts #S171, 173 McQuay Norris #SA172,244, 252, 253, 254	4 1/8	3/32 3/32 1/8 1/4	363 BF CR GI 126 RVT PC GI 126 RVT PC GI 860 FV CR 732 FV CR	2C7794	4	STD
				4	C264 Eng. Sleeved Eng.	M & W Sleeve Kit Sealed Power #SL1758,1761 Super M, MV White Machine Kit #G271H, Super M, 400 Basic Sleeve Kit #BA163,164 Ertel Sleeve Kit #SA217 Genuine Parts #S171, 173 McQuay Norris #SA172, 244, 252, 253, 254	4 1/8	3/32 1/8 1/8 3/16	363 BF CR GI 126 RVT PC GI 126 RVT PC GI 860 FV CR 732 FV CR	2C7553	4	STD
				4	C264 Eng. Sleeved Eng.	M & W Sleeve Kit Sealed Power #SL1758,1761 Super M, MV White Machine Kit #G271H, Super M, 400 Basic Sleeve Kit #BA163,164 Ertel Sleeve Kit #SA217 Genuine Parts #S171, 173 McQuay Norris #SA172, 244, 252, 253, 254	4 1/8	3/32 3/32 3/32 1/4	363 BF CR GI 126 RVT PC GI 126 RVT PC GI 860 FV CR 732 FV CR	2C7580	4	STD
INTERNATIONAL-Trucks & Engines (Listed by Cylinder Diameter)												
				6	Sleeved Eng.	B240, BD269, BLD269 Canada BD220, BD240, S220, S240, SD220, SD240 FAC269	3 9/16	3/32 1/8 1/8 3/16	362 BF 3CR GI 126 RVT PC GI 126 RVT PC GI 860 FV CR 732 FV CR	2C5047 2C5047030	6	STD 0.75
				6		BD220, BD240, BG220, BG241, SD220 3 Ring Piston	3 9/16	3/32 1/8 3/16	362 BF 3CR GI 126 RVT PC GI 860 FV CR 732 FV CR	2C5280 2C5280030	6	STD 0.75














YEAR	CC	CID	LITER	CYL	ENGINE	MODEL	BORE	GRV	RING TYPE	HAST SET Set #	CYL SET	SIZE
INTERNATIONAL-Trucks & Engines (Listed by Cylinder Diameter)												
				8		V266	3 5/8	3/32 3/32 3/16	032 BF PC GI 126 RVT PC GI 860 FV CR 732 FV CR 362 BF 3CR GI 126 RVT PC GI 860 FV CR 732 FV CR	564 564020 564030 2C564	8 8	STD 0.50 0.75 STD
	4228	258	4.2 L	6		6-232	3 3/4	5/64 5/64 3/16	032 BF PC GI 126 RVT PC GI 860 FV CR 732 FV CR 362 BF 3CR GI 126 RVT PC GI 860 FV CR 732 FV CR 327 BF PM GI 126 RVT PC GI 860 FV CR 732 FV CR	656 656010 656020 656030 656040 656060 2C656 2C656010 2C656020 2C656030 2C656040 2C656060	6 6 6	STD 0.25 0.50 0.75 1.00 1.50 STD 0.25 0.50 0.75 1.00 1.50 STD 0.25 0.50 0.75 1.00 1.50
				6	Sleeved Eng.	FBB3, FBB223, FBB298 Diesel Eng	3 3/4	1/8 1/8 1/8 3/16	362 BF 3CR GI 126 RVT PC GI 126 RVT PC GI 860 FV CR 732 FV CR	2C5028	6	STD
	2491	152	2.5 L	4		152T Scout Comanche 4-152, 4-152E	3 7/8	3/32 3/32 3/16	032 BF PC GI 126 RVT PC GI 860 FV CR 732 FV CR 362 BF 3CR GI 126 RVT PC GI 860 FV CR 732 FV CR	6353 6353010 6353020 6353030 6353040 6353060 2C6353 2C6353010 2C6353020 2C6353030 2C6353040 2C6353060	4 4	STD 0.25 0.50 0.75 1.00 1.50 STD 0.25 0.50 0.75 1.00 1.50
				8		V304, E V345, E	3 7/8	3/32 3/32 3/16	032 BF PC GI 126 RVT PC GI 860 FV CR 732 FV CR 362 BF 3CR GI 126 RVT PC GI 860 FV CR 732 FV CR 345 T PM GI 126 RVT PC GI 860 FV CR 732 FV CR	6302 6302010 6302020 6302030 6302040 6302060 2C6302 2C6302020 2C6302030 2C6302040 2C6302060	8 8 8	STD 0.25 0.50 0.75 1.00 1.50 STD 0.50 0.75 1.00 1.50 STD 0.75 1.00 1.50
	6883	420	6.9 L	8		Diesel Eng	4.000	5/64 5/64 7/64	336 T PM DI 126 RVT PC GI 553 CF CR GI 881 2PCO	2D5693 2D569325 2D569350 2D569375 2D5693100 2D5693150	8	STD 0.25 0.50 0.75 1.00 1.50

YEAR	CC	CID	LITER	CYL	ENGINE	MODEL	BORE	GRV	RING TYPE	HAST SET Set #	CYL SET	SIZE
INTERNATIONAL-Trucks & Engines (Listed by Cylinder Diameter)												
	6883	420	6.9 L	8		Diesel Eng Special .060 to .070 gap 2nd ring	4.000	5/64 5/64 7/64	336 T PM DI 130 RVT PC GI 553 CF CR GI 881 2PCO	2D5697 2D569725 2D569750 2D569775 2D5697100 2D5697150	8	STD 0.25 0.50 0.75 1.00 1.50
				4		196, 196E	104.78 4.125	2.35 2.35 4.75	362 BF 3CR GI 126 RVT PC GI 860 FV CR 732 FV CR	2C6593 2C6593020 2C6593030 2C6593040	4	STD 0.50 0.75 1.00
				8		MV404, MV446, V392, E; V461, V392, V401, VS401	4 1/8	3/32 3/32 3/16	363 BF CR GI 126 RVT PC GI 860 FV CR 732 FV CR	2C6094 2C6094020 2C6094030 2C6094040 2C6094060	8	STD 0.50 0.75 1.00 1.50
				8		V401 White Mach.Piston #A1173P V461	4 1/8	3/32 3/32 3/32 3/16	363 BF CR GI 126 RVT PC GI 126 RVT PC GI 860 FV CR 732 FV CR	2C579 2C579020 2C579030 2C579040 2C579060	8	STD 0.50 0.75 1.00 1.50
				6	Sleeved Eng.	RD372 406, 450 Late Piston Zollner 4063 Piston	4 3/8	3/32 3/32 3/16	362 BF 3CR GI 126 RVT PC GI 860 FV CR 732 FV CR	2C6286	6	STD
	9013	550	9.0 L	8		DV550, B, S/N 15828-on, Zollner Piston #4185, 4253, 4288 Zollner Piston #4307C Use .010 Oversize for Std Diesel Eng	4 1/2	1/8 3/32 3/16	372 FKST CR DI 126 RVT PC GI 565 CF CR GI 881 2PCO	2C4305 2C4305010 2C4305020	8	STD 0.25 0.50
				8		V478, V549, FTV549, VS478, VS549 3 Ring Piston	4 1/2	3/32 3/32 3/16	032 BF PC GI 126 RVT PC GI 860 FV CR 732 FV CR	6309	8	STD
				8		V549, FTV549 4 Ring Piston	4 1/2	3/32 3/32 3/32 3/16	032 BF PC GI 126 RVT PC GI 126 RVT PC GI 860 FV CR 732 FV CR	578	8	STD
				8		V549, FTV549 4 Ring Piston	4 1/2	3/32 3/32 3/32 3/16	032 BF PC GI 126 RVT PC GI 126 RVT PC GI 860 FV CR 732 FV CR	578 2C578 2C578020 2C578030 2C578040 2C578060 2C578080	8	STD 0.50 0.75 1.00 1.50 2.00
ISUZU												
1985-93	1471		1.5 L	4	4XC1 OHC	Gemini FF, Piazza Stylus 2 Ring Piston	77.00 3.031	1.50 1.50 2.80	032 BF PC GI 861 FV CR 732 FV CR	4241 4241020 4241030 4241040	4	STD 0.50 0.75 1.00
				4					335 T PM DI 861 FV CR 732 FV CR	2M4241 2M4241020 2M4241030 2M4241040	4	STD 0.50 0.75 1.00
1985-93	1471		1.5 L	4	4XC1-H, 4XC1-T	Turbo	77.00 3.031	1.20 1.20 2.80	398 BF CR S 126 RVT PC GI 861 FV CR 732 FV CR	2C4646 2C4646020 2C4646030 2C4646040	4	STD 0.50 0.75 1.00

YEAR	CC	CID	LITER	CYL	ENGINE	MODEL	BORE	GRV	RING TYPE	HAST SET Set #	CYL SET	SIZE
ISUZU												
1974-90	1488		1.5 L	4	4EC1 4EC1T	Gemini Gemini Turbo Diesel Eng	76.00 2.992	2.00 1.50 3.00	362 BF 3CR GI 435 SCRP PC GI 054 FV CR 732 FV CR	2C4751 2C4751020 2C4751030 2C4751040	4	STD 0.50 0.75 1.00
1974-88	1584		1.6 L	4	G161 G161Z	Elf, Gemini Elf, Gemini	82.00 3.228	2.00 2.00 4.00	032 BF PC GI 126 RVT PC GI 056 FV CR 732 FV CR 362 BF 3CR GI 126 RVT PC GI 056 FV CR 732 FV CR	4294 4294020 4294030 4294040 4294060 2C4294 2C4294010 2C4294020 2C4294030 2C4294040 2C4294060	4 4	STD 0.50 0.75 1.00 1.50 STD 0.25 0.50 0.75 1.00 1.50
1975-85	1584		1.6 L	4	G161-Z	Gemini, Rodeo (KB 25, KB26)	82.00 3.228	1.50 1.50 4.00	032 BF PC GI 126 RVT PC GI 058 FV CR 732 FV CR 327 BF PM GI 126 RVT PC GI 058 FV CR 732 FV CR	4301 4301020 4301030 4301040 4301060 2M4301 2M4301020 2M4301030 2M4301040 2M4301060	4 4	STD 0.50 0.75 1.00 1.50 STD 0.50 0.75 1.00 1.50
1988-93 1992-93	1588 1809		1.6 L 1.8 L	4	4XE1, 4XE1W 4XF1	Geo Storm, Stylus Geo Storm Gsi, Stylus RS	80.00 3.150	1.20 1.20 3.00	398 BF CR S 126 RVT PC GI 054 FV CR 732 FV CR	2C4647 2C4647020 2C4647030 2C4647040	4	STD 0.50 0.75 1.00
1981-87	1584		1.6 L	4	4ZA1	Fargo, Shuttle	82.00 3.228	1.50 1.50 4.00	362 BF 3CR GI 126 RVT PC GI 058 FV CR 732 FV CR	2C4926 2C4926020 2C4926030 2C4926040	4	STD 0.50 0.75 1.00
1990-93	1686		1.7 L	4	4EE1 DOHC	Gemini, Stylus Turbo Diesel	79.00 3.110	2.00 1.50 3.00	032 BF PC GI 126 RVT PC GI 054 FV CR 732 FV CR 335 T PM DI 126 RVT PC GI 204 CF CR DI 881 2PCO	4758 4758020 2D4758 2D475850 2D4758100	4 4	STD 0.50 STD 0.50 1.00
1990-93	1686		1.7 L	4	4EE1 DOHC	Gemini, Stylus Turbo Diesel w/2pc Oil	79.00 3.110	2.00 1.50 3.00	217 BF CR DI 218 TF PC DI 204 CF CR DI 881 2PCO	2C7424	1	STD
1982-84	1817	110	1.8 L	4	4ZB1, 4FC1	Fargo	84.00 3.307	1.50 1.50 4.00	032 BF PC GI 126 RVT PC GI 058 FV CR 732 FV CR 336 T PM DI 126 RVT PC GI 058 FV CR 732 FV CR	4217 4217010 4217020 4217030 4217040 4217060 2M4217 2M4217010 2M4217020 2M4217030 2M4217040	4 4	STD 0.25 0.50 0.75 1.00 1.50 STD 0.25 0.50 0.75 1.00














YEAR	CC	CID	LITER	CYL	ENGINE	MODEL	BORE	GRV	RING TYPE	HAST SET Set #	CYL SET	SIZE
ISUZU												
1973-85	1871	114	1.8 L	4	G180SS, G180Z	Bellett GT, Gemini	84.00 3.307	2.00 2.00 4.00	032 BF PC GI 126 RVT PC GI 058 FV CR 732 FV CR 362 BF 3CR GI 126 RVT PC GI 058 FV CR 732 FV CR	4247 4247020 4247030 4247040 4247060 2C4247 2C4247010 2C4247020 2C4247030 2C4247040 2C4247060	4 4	STD 0.50 0.75 1.00 1.50 STD 0.25 0.50 0.75 1.00 1.50
1983-87	1949	119	2.0 L	4	G200Z	Trooper	87.00 3.425	1.50 1.50 4.00	102 T PC GI 102 T PC GI 058 FV CR 732 FV CR 362 BF 3CR GI 102 T PC GI 058 FV CR 732 FV CR 327 BF PM GI 102 T PC GI 058 FV CR 732 FV CR	6149 6149010 6149020 6149030 6149040 6149060 2C6149 2C6149010 2C6149020 2C6149030 2C6149040 2M6149 2M6149010 2M6149020 2M6149030 2M6149040	4 4 4	STD 0.25 0.50 0.75 1.00 1.50 STD 0.25 0.50 0.75 1.00 STD 0.25 0.50 0.75 1.00
1982	1949	119	2.0 L	4	G200Z	Trooper	87.00 3.425	2.00 2.00 4.00	032 BF PC GI 126 RVT PC GI 056 FV CR 732 FV CR 362 BF 3CR GI 126 RVT PC GI 056 FV CR 732 FV CR 327 BF PM GI 126 RVT PC GI 056 FV CR 732 FV CR	6157 6157020 6157030 6157040 6157060 2C6157 2C6157020 2C6157030 2C6157040 2M6157 2M6157020 2M6157030 2M6157040	4 4 4	STD 0.50 0.75 1.00 1.50 STD 0.50 0.75 1.00 STD 0.50 0.75 1.00
	1951 2369		2.0 L 2.4 L	4 4	C190 C240	Faster/Holden Rodeo, Florian	86.00 3.386	2.50 2.00 5.00	362 BF 3CR GI 435 SCR PC GI 553 CF CR GI 881 2PCO	2D4390 2D439025	4	STD 0.25
1985-89	1994		2.0 L	4	4ZC1, 4ZC1-T	Aska, Piazza Turbo	88.00 3.464	1.50 1.50 4.00	362 BF 3CR GI 126 RVT PC GI 856 FV CR 732 FV CR	2C4365 2C4365020 2C4365030 2C4365040 2C4365060	4	STD 0.50 0.75 1.00 1.50
1983-86	2000		2.0 L	4	ZNG200	Impulse	87.00 3.425	1.50 1.50 4.00	335 T PM DI 102 T PC GI 058 FV CR 732 FV CR	2M4207 2M4207010 2M4207020 2M4207030 2M4207040 2M4207060	4	STD 0.25 0.50 0.75 1.00 1.50
1996-99	2156		2.2 L	4	F22B6 Honda Eng.	Oasis	85.00 3.346	1.20 1.20 2.80	398 BF CR S 126 RVT PC GI 861 FV CR 732 FV CR	2C4654 2C4654010 2C4654020 2C4654030 2C4654040	4	STD 0.25 0.50 0.75 1.00

YEAR	CC	CID	LITER	CYL	ENGINE	MODEL	BORE	GRV	RING TYPE	HAST SET Set #	CYL SET	SIZE
ISUZU												
1996-99	2197		2.2 L	4	LN2	Hombre	89.00 3.504	1.50 1.50 3.00	032 BF PC GI 126 RVT PC GI 872 FV CR 005 FV CR 397 BF PM S 126 RVT PC GI 872 FV CR 005 FV CR	6209 6209010 6209020 6209030 6209040 6209060 2M6209 2M6209020 2M6209030 2M6209040 2M6209060	4 4	STD 0.25 0.50 0.75 1.00 1.50 STD 0.50 0.75 1.00 1.50
2001-04	2198		2.2 L	4	X22SE DOHC	Rodeo	86.00 3.386	1.20 1.50 2.50	398 BF CR S 126 RVT PC GI 995 FV CR 732 FV CR	2C4703 2C4703020 2C4703030 2C4703040	4	STD 0.50 0.75 1.00
1998-00	2200		2.2 L	4	X22SE	Rodeo	86.00 3.386	1.50 1.50 3.00	032 BF PC GI 126 RVT PC GI 872 FV CR 732 FV CR 397 BF PM S 126 RVT PC GI 872 FV CR 732 FV CR	4601 4601020 4601030 4601040 4601060 2M4601 2M4601010 2M4601020 2M4601030 2M4601040 2M4601060	4 4	STD 0.50 0.75 1.00 1.50 STD 0.25 0.50 0.75 1.00 1.50
1986-93	2254		2.3 L	4	4ZD1	Amigo, Rodeo, MU, Wizard	89.30 3.516	1.50 1.50 4.00	032 BF PC GI 126 RVT PC GI 058 FV CR 732 FV CR 363 BF CR GI 126 RVT PC GI 058 FV CR 732 FV CR	4603 4603010 4603020 4603030 4603040 4603060 2C4603 2C4603010 2C4603020 2C4603030 2C4603040 2C4603060	4 4	STD 0.25 0.50 0.75 1.00 1.50 STD 0.25 0.50 0.75 1.00 1.50
2004-13	2499 2999		2.5 L 3.0 L	4 4	4JK1-TC 4JJ1-TC	D-Max Rodeo	95.40 3.756	2.00 1.50 3.00	232 HKST CR DI 435 SCRIP PC GI 203 CF GN SS 881 2PCO	2D7225	4	STD
1983-90 1985-03	2499 2772		2.5 L 2.7 L	4 4	4JA1 4JB1, 4JB1-T Turbo Diesel	Campo Elf Box, Chassis, Trooper Diesel Eng Chrome Sleeves use 7384 only	93.00 3.661	2.00 2.00 4.00	252 BF PC GI 218 TF PC DI 200 CF PC GI 881 2PCO 217 BF CR DI 218 TF PC DI 204 CF CR DI 881 2PCO	7384 2C7384	1 1	STD STD
1986-97	2559	156	2.6 L	4	4ZE1	Amigo, Pickup, Trooper II	92.60 3.646	1.50 1.50 4.00	032 BF PC GI 126 RVT PC GI 870 FV CR 732 FV CR 335 T PM DI 126 RVT PC GI 870 FV CR 732 FV CR	4637 4637020 4637030 4637040 2M4637 2M4637010 2M4637020 2M4637030 2M4637040 2M4637060	4 4	STD 0.50 0.75 1.00 STD 0.25 0.50 0.75 1.00 1.50

YEAR	CC	CID	LITER	CYL	ENGINE	MODEL	BORE	GRV	RING TYPE	HAST SET	CYL SET	SIZE
												
ISUZU												
1989-91	2827		2.8 L	6		Trooper	89.00 3.504	1.50 2.00 4.75	032 BF PC GI 126 RVT PC GI 872 FV CR 732 FV CR 397 BF PM S 126 RVT PC GI 872 FV CR 732 FV CR	6194 6194020 6194030 6194040 6194060 2M6194 2M6194010 2M6194020 2M6194030 2M6194040 2M6194060	6 6	STD 0.50 0.75 1.00 1.50 STD 0.25 0.50 0.75 1.00 1.50
	3059		3.1 L	4	4JH1	Faster, Rodeo D-Max Diesel Eng Chrome Plated Cylinder	95.40 3.756	2.50 2.00 3.00	110 BF PC DI 435 SCRPP PC GI 203 CF GN SS 881 2PCO	2D7188	4	STD
1991-93	3097		3.1 L	6		Rodeo	89.00 3.504	1.50 1.50 4.00	032 BF PC GI 126 RVT PC GI 872 FV CR 732 FV CR 397 BF PM S 126 RVT PC GI 872 FV CR 732 FV CR	4456 4456010 4456020 4456030 4456040 4456060 2M4456 2M4456010 2M4456020 2M4456030 2M4456040 2M4456060	6 6	STD 0.25 0.50 0.75 1.00 1.50 STD 0.25 0.50 0.75 1.00 1.50
2005-08	3494		3.5 L	6	6VE1	Axiom, Rodeo, Trooper	93.40 3.677	1.20 1.20 2.00	398 BF CR S 126 RVT PC GI 934 FV CR 732 FV CR	2C4571 2C4571020 2C4571040	6	STD 0.50 1.00
1997-05 1996-04	3165 3494		3.2 L 3.5 L	6	6VD1 6VE1	Faster, Rodeo, Trooper Axiom, Rodeo, Trooper	93.40 3.677	1.50 1.50 3.00	327 BF PM GI 126 RVT PC GI 997 FV CR 732 FV CR	2M4945 2M4945020 2M4945030 2M4945040	6	STD 0.50 0.75 1.00
1992-96	3165		3.2 L	6	6VD1	Faster, Rodeo, Trooper	93.40 3.677	1.50 1.50 4.00	327 BF PM GI 126 RVT PC GI 870 FV CR 732 FV CR	2M4791 2M4791010 2M4791020 2M4791030 2M4791040	6	STD 0.25 0.50 0.75 1.00
2009-On	5193		5.2 L	4	4HK1TC OHC	ELF 400, 450, 500, 600 Turbo Diesel	115.00 4.527	3.00 2.50 4.00	370 HKST 3CR GI 401 SCRPP PC GI 553 CF CR GI 881 2PCO	2C7456	4	STD
IVECO												
	2287		2.3 L	4	F1AE	Turbo Diesel	88.00 3.465	2.50 2.00 2.50	221 FKST CC DI 206 TF PC DI 204 CF CR DI 881 2PCO	2D7138	1	STD
1999-06	2798		2.8 L	4	8140.23, 8140.43, 8140.43C	Turbo Diesel	94.40 3.716	2.50 2.00 2.50	233 FKST PM DI 210 SCRPP TF PC DI 204 CF CR DI 881 2PCO	2M7450	1	STD
	2798		2.8 L	4	8140.23, 8140.43, 8140.43C	Turbo Diesel	94.40 3.716	3.00 2.00 3.00	225 FKST CR DI 209 RVT PC DI 204 CF CR DI 881 2PCO	2C7353	1	STD
	2798		2.8 L	4	8140.63 Euro, Sofim	Turbo Diesel	94.40 3.716	3.00 2.00 2.50	225 FKST CR DI 210 SCRPP TF PC DI 204 CF CR DI 881 2PCO	2C7449	1	STD
	2998		3.0 L	4	F1CE	441A, 481A Turbo Diesel	95.80 3.772	2.50 2.00 2.50	221 FKST CC DI 206 TF PC DI 204 CF CR DI 881 2PCO	2D7347	1	STD

YEAR	CC	CID	LITER	CYL	ENGINE	MODEL	BORE	GRV	RING TYPE	HAST SET Set #	CYL SET	SIZE
JAGUAR (Listed by Cylinder Diameter)												
1949-64	2400		2.4 L	6	XK 2.4	3 1/2, Mark VII, XK120, XK140, XK150	83.00 3.268	2.00 2.00 4.00	102 T PC GI 401 SCRPP PC GI 058 FV CR 732 FV CR	5782 5782060	6	STD 1.50
1949-64	3400		3.4 L	6	XK 3.4	3 1/2, Mark VII, XK120, XK140, XK150						
2011-On	2179		2.2 L	4	224DT Diesel Eng Incl. Turbo	XF	85.00 3.346	2.50 2.00 2.00	273 FKST BF CC DI 126 RVT PC GI 248 CF CR 881 2PCO	2D7549 2D754925 2D754950	4	STD 0.25 0.50
1959-68	2400	231	3.8 L	6	XK-E	Mark IX, Mark X,	3.425	5/64 5/64 5/32	032 BF PC GI 401 SCRPP PC GI 056 FV CR 732 FV CR 362 BF 3CR GI 401 SCRPP PC GI 056 FV CR 732 FV CR	5957 5957020 5957030 5957040 2C5957 2C5957020 2C5957030	6 6	STD 1.50 STD
1975-92	5343		5.3 L	12		XJS XJ12 XKE Series III	3.543	1/16 5/64 5/32	362 BF 3CR GI 126 RVT PC GI 056 FV CR 732 FV CR	2C4441 2C4441020 2C4441030	12	STD 0.50 0.75
1997-On	3980		4.0 L	6	F1CE	XJR6	91.00 3.583	1.50 1.50 3.00	335 T PM DI 126 RVT PC GI 872 FV CR 732 FV CR	2M5120 2M5120020 2M5120030 2M5120040	6	STD 0.50 0.75 1.00
1971-92	4200		4.2 L	6	XK 4.2	XJ6, XJ6 Series III Shallow Oil Ring Grv.	92.00 3.622	2.00 2.00 4.75	032 BF PC GI 126 RVT PC GI 860 FV CR 732 FV CR 362 BF 3CR GI 126 RVT PC GI 860 FV CR 732 FV CR	4625 4625010 4625020 4625030 4625040 2C4625 2C4625010 2C4625020 2C4625030 2C4625040	6 6	STD 0.25 0.50 0.75 1.00 STD 0.25 0.50 0.75 1.00
1964-91	4200		4.2 L	6	XK 4.2 XK-E	XJ6, Mark I & II Deep Oil Ring Grv.	3.622	5/64 5/64 3/16	032 BF PC GI 126 RVT PC GI 860 FV CR 732 FV CR 362 BF 3CR GI 126 RVT PC GI 860 FV CR 732 FV CR	6800 6800020 6800040 2C6800 2C6800010 2C6800020 2C6800030 2C6800040	6 6	STD 0.50 1.00 STD 0.25 0.50 0.75 1.00
2009-18	4999		5.0 L	8	AJ133	F-Type, XF, XJ, XK, XKR	92.50 3.642	1.20 1.50 2.00	398 BF CR S 401 SCRPP PC GI 991 FV CR 005 FV CR	2C4147 2C4147020	8	STD 0.50
JEEP												
1991-96	1468	92	1.5 L	4	Vin Q	Eagle 12 Valve	75.50 2.972	1.20 1.50 3.00	398 BF CR S 126 RVT PC GI 054 FV CR 732 FV CR	2C4668 2C4668010 2C4668020 2C4668030 2C4668040 2C4668060	4	STD 0.25 0.50 0.75 1.00 1.50

YEAR	CC	CID	LITER	CYL	ENGINE	MODEL	BORE	GRV	RING TYPE	HAST SET Set #	CYL SET	SIZE
JEEP												
1988-92	1468	92	1.5 L	4		Eagle	75.50 2.972	1.50 1.50 4.00	032 BF PC GI 126 RVT PC GI 058 FV CR 732 FV CR 363 BF CR GI 126 RVT PC GI 058 FV CR 732 FV CR 327 BF PM GI 126 RVT PC GI 058 FV CR 732 FV CR	5716 5716010 5716020 5716030 5716040 5716060 2C5716 2C5716010 2C5716020 2C5716030 2C5716040 2C5716060 2M5716 2M5716010 2M5716020 2M5716030 2M5716040	4 4 4	STD 0.25 0.50 0.75 1.00 1.50 STD 0.25 0.50 0.75 1.00 1.50 STD 0.25 0.50 0.75 1.00
1989-90	1595	98	1.6 L	4	DOHC	Eagle	82.30 3.240	1.20 1.50 3.00	398 BF CR S 126 RVT PC GI 997 FV CR 732 FV CR	2C4669 2C4669020 2C4669030 2C4669040	4	STD 0.50 0.75 1.00
1989-94	1754	107	1.8 L	4		Eagle	80.60 3.173	1.50 1.50 4.00	032 BF PC GI 401 SCR PC GI 058 FV CR 732 FV CR 363 BF CR GI 401 SCR PC GI 058 FV CR 732 FV CR	4367 4367020 4367030 4367040 2C4367 2C4367020 2C4367030 2C4367040 2C4367060	4 4	STD 0.50 0.75 1.00 STD 0.50 0.75 1.00 1.50
2009-15	1997	122	2.0 L	4	ECN Vin:A	World Eng.	86.00 3.386	1.20 1.20 2.00	398 BF CR S 126 RVT PC GI 993 FV CR 005 FV CR	2C4835 2C4835020 2C4835030 2C4835040	4	STD 0.50 0.75 1.00
1979-88	1995		2.0 L	4	829, J6R, ZEJ J5R-800 Renault Eng.	CJ-7 Laredo CJ5-CJ8	88.00 3.464	1.75 2.00 4.00	032 BF PC GI 126 RVT PC GI 056 FV CR 732 FV CR 327 BF PM GI 126 RVT PC GI 056 FV CR 732 FV CR	4257 2M4257 2M4257010	4 4	STD STD 0.25
1990-93	1997	122	2.0 L	4	DOHC	Eagle Incl. Turbo	85.00 3.346	1.20 1.50 3.00	398 BF CR S 126 RVT PC GI 054 FV CR 732 FV CR	2C4613 2C4613010 2C4613020 2C4613030 2C4613040	4	STD 0.25 0.50 0.75 1.00

YEAR	CC	CID	LITER	CYL	ENGINE	MODEL	BORE	GRV	RING TYPE	HAST SET	CYL SET	SIZE
												
JEEP												
1995-98	1997	122	2.0 L	4	4G63 Mitsubishi Eng DOHC	Incl. Turbo	85.00 3.346	1.20 1.50 2.80	398 BF CR S 126 RVT PC GI 997 FV CR 732 FV CR	2C4933 2C4933010 2C4933020 2C4933030 2C4933040 2C4933060	4	STD 0.25 0.50 0.75 1.00 1.50
1993-94	1997		2.0 L	4	4G63 Mitsubishi Eng DOHC	Incl. Turbo	85.00 3.346	1.20 1.50 3.00	398 BF CR S 126 RVT PC GI 997 FV CR 732 FV CR	2C4768 2C4768010 2C4768020 2C4768030 2C4768040 2C4768060	4	STD 0.25 0.50 0.75 1.00 1.50
2010-on	2143		2.2 L	4	OM 651.925 Mercedes Eng	Compass Diesel Eng	83.00 3.268	2.00 1.75 2.00	255 TBF CC DI 123 RVT PC DI 248 CF CR 881 2PCO	2D7440 2D744025 2D744050	4	STD 0.25 0.50
1940-74	2196	134	2.2 L	4	CJ2A, CJ3A, MB, 475	3 Ring Piston	3 1/8	3/32 3/32 3/16	032 BF PC GI 126 RVT PC GI 871 FV CR 732 FV CR	828 828020 828030 828040 828060 828080	4	STD 0.50 0.75 1.00 1.50 2.00
									362 BF 3CR GI 126 RVT PC GI 871 FV CR 732 FV CR	2C828 2C828020 2C828030 2C828040 2C828060	4	STD 0.50 0.75 1.00 1.50
2007-15	2360	144	2.4 L	4	Vin:2	World Eng.	88.00 3.464	1.20 1.20 2.00	398 BF CR S 126 RVT PC GI 993 FV CR 005 FV CR	2C5297 2C5297020 2C5297030 2C5297040	4	STD 0.50 0.75 1.00
1992-93	2393	146	2.4 L	4	T		86.50 3.405	1.50 1.50 4.00	032 BF PC GI 126 RVT PC GI 058 FV CR 732 FV CR	4638 4638020 4638030 4638040 4638060	4	STD 0.50 0.75 1.00 1.50
									362 BF 3CR GI 126 RVT PC GI 058 FV CR 732 FV CR	2C4638 2C4638010 2C4638020 2C4638030 2C4638040	4	STD 0.25 0.50 0.75 1.00
1996-02	2458	150	2.5 L	4	L4 Vin P		98.43 3.875	1.50 1.50 4.00	032 BF PC GI 126 RVT PC GI 056 FV CR 732 FV CR	4925 4925020 4925030 4925040 4925060	4	STD 0.50 0.75 1.00 1.50
									327 BF PM GI 126 RVT PC GI 056 FV CR 732 FV CR	2M4925 2M4925020 2M4925030 2M4925040 2M4925060	4	STD 0.50 0.75 1.00 1.50

YEAR	CC	CID	LITER	CYL	ENGINE	MODEL	BORE	GRV	RING TYPE	HAST SET Set #	CYL SET	SIZE
JEEP												
1983-95	2458	150	2.5 L	4		Eagle	3 7/8	5/64 5/64 3/16	032 BF PC GI 126 RVT PC GI 860 FV CR 732 FV CR 362 BF 3CR GI 126 RVT PC GI 860 FV CR 732 FV CR 327 BF PM GI 126 RVT PC GI 860 FV CR 732 FV CR	665 665010 665020 665030 665040 665060 2C665 2C665010 2C665020 2C665030 2C665040 2C665060 2M665 2M665010 2M665020 2M665030 2M665040 2M665060 2M665080	4	STD 0.25 0.50 0.75 1.00 1.50 STD 0.25 0.50 0.75 1.00 1.50 STD 0.25 0.50 0.75 1.00 1.50 2.00
1982-84	2474	151	2.5 L	4		Shallow Oil Ring Grv.	4.000	1/16 5/64 3/16	032 BF PC GI 126 RVT PC GI 872 FV CR 732 FV CR 362 BF 3CR GI 126 RVT PC GI 872 FV CR 732 FV CR 327 BF PM GI 126 RVT PC GI 872 FV CR 732 FV CR	5663 5663020 5663030 5663040 5663060 2C5663 2C5663020 2C5663030 2C5663040 2C5663060 2M5663 2M5663020 2M5663030 2M5663040 2M5663060	4	STD 0.50 0.75 1.00 1.50 STD 0.50 0.75 1.00 1.50 STD 0.50 0.75 1.00 1.50
1981	2474	151	2.5 L	4		Shallow Oil Ring Grv.	4.000	5/64 5/64 3/16	032 BF PC GI 126 RVT PC GI 872 FV CR 732 FV CR 362 BF 3CR GI 126 RVT PC GI 872 FV CR 732 FV CR 397 BF PM S 126 RVT PC GI 872 FV CR 732 FV CR	5630 5630020 5630030 5630040 2C5630 2C5630020 2C5630030 2C5630040 2C5630060 2M5630 2M5630020 2M5630030 2M5630040	4	STD 0.50 0.75 1.00 STD 0.50 0.75 1.00 1.50 STD 0.50 0.75 1.00

YEAR	CC	CID	LITER	CYL	ENGINE	MODEL	BORE	GRV	RING TYPE	HAST SET Set #	CYL SET	SIZE
JEEP												
1980	2474	151	2.5 L	4		Deep Oil Ring Grv.	4.000	5/64 5/64 3/16	032 BF PC GI 126 RVT PC GI 860 FV CR 732 FV CR 362 BF 3CR GI 126 RVT PC GI 860 FV CR 732 FV CR 397 BF PM S 126 RVT PC GI 860 FV CR 732 FV CR	5570 5570020 5570030 5570040 5570060 2C5570 2C5570020 2C5570030 2C5570040 2C5570060 2M5570 2M5570020 2M5570030 2M5570040 2M5570060 2M5570065	4 4 4	STD 0.50 0.75 1.00 1.50 STD 0.50 0.75 1.00 1.50 STD 0.50 0.75 1.00 1.50 1.63
1985-86	2835	173	2.8 L	6		Shallow Oil Ring Grv.	89.00 3.504	1.50 2.00 4.75	032 BF PC GI 126 RVT PC GI 872 FV CR 732 FV CR 397 BF PM S 126 RVT PC GI 872 FV CR 732 FV CR	6194 6194020 6194030 6194040 6194060 2M6194 2M6194010 2M6194020 2M6194030 2M6194040 2M6194060	6 6	STD 0.50 0.75 1.00 1.50 STD 0.25 0.50 0.75 1.00 1.50
1984	2835	173	2.8 L	6		Deep Oil Ring Grv.	89.00 3.504	1.50 2.00 4.75	032 BF PC GI 126 RVT PC GI 860 FV CR 732 FV CR 363 BF CR GI 126 RVT PC GI 860 FV CR 732 FV CR 397 BF PM S 126 RVT PC GI 860 FV CR 732 FV CR	5632 5632010 5632020 5632030 5632040 5632060 2C5632 2C5632020 2C5632030 2C5632040 2C5632060 2M5632 2M5632010 2M5632020 2M5632030 2M5632040 2M5632060	6 6 6	STD 0.25 0.50 0.75 1.00 1.50 STD 0.50 0.75 1.00 1.50 STD 0.25 0.50 0.75 1.00 1.50
1996	2966	181	2.9 L	4	4G93 Mitsubishi Eng		81.00 3.189	1.20 1.20 2.80	398 BF CR S 126 RVT PC GI 997 FV CR 732 FV CR	2C4769 2C4769020 2C4769030 2C4769040	4	STD 0.50 0.75 1.00
1988-93	2982	182	3.0 L	6	Sleeved Eng.	Eagle, Renault	93.00 3.661	1.75 1.75 3.50	363 BF CR GI 126 RVT PC GI 056 FV CR 732 FV CR	2C4672	6	STD

YEAR	CC	CID	LITER	CYL	ENGINE	MODEL	BORE	GRV	RING TYPE	HAST SET Set #	CYL SET	SIZE
JEEP												
1993-97 1999-11	3294 3703	201 226	3.3 L 3.7 L	6 6			93.00 3.661	1.50 1.50 3.00	032 BF PC GI 126 RVT PC GI 872 FV CR 732 FV CR 327 BF PM GI 126 RVT PC GI 872 FV CR 732 FV CR	4636 4636020 4636030 4636040 4636060 2M4636 2M4636010 2M4636020 2M4636030 2M4636040 2M4636060	6 6	STD 0.50 0.75 1.00 1.50 STD 0.25 0.50 0.75 1.00 1.50
1993-94	5146	314	3.5 L	6			96.00 3.779	1.50 1.50 3.00	032 BF PC GI 126 RVT PC GI 872 FV CR 732 FV CR 327 BF PM GI 126 RVT PC GI 872 FV CR 732 FV CR	4648 4648010 4648020 4648030 4648040 4648060 2M4648 2M4648020 2M4648030 2M4648040 2M4648060	6 6	STD 0.25 0.50 0.75 1.00 1.50 STD 0.50 0.75 1.00 1.50
2010-18	3604	220	3.6 L	6	G	Grand Cherokee, Wrangler	96.00 3.779	1.20 1.20 2.50	398 BF CR S 126 RVT PC GI 991 FV CR 005 FV CR	2C4550 2C4550020 2C4550030 2C4550040	6	STD 0.50 0.75 1.00
1966-71 1966-83 1971-90	3687 3802 4228	225 232 258	3.7 L 3.8 L 4.2 L	6			3 3/4	5/64 5/64 3/16	032 BF PC GI 126 RVT PC GI 860 FV CR 732 FV CR 362 BF 3CR GI 126 RVT PC GI 860 FV CR 732 FV CR 327 BF PM GI 126 RVT PC GI 860 FV CR 732 FV CR	656 656010 656020 656030 656040 656060 2C656 2C656010 2C656020 2C656030 2C656040 2C656060 2M656 2M656010 2M656020 2M656030 2M656040 2M656060	6 6 6	STD 0.25 0.50 0.75 1.00 1.50 STD 0.25 0.50 0.75 1.00 1.50 STD 0.25 0.50 0.75 1.00 1.50
1962-66	3769	230	3.8 L	6	OHC	Tornado, A, B Series	3.344	5/64 5/64 3/16	032 BF PC GI 126 RVT PC GI 860 FV CR 732 FV CR 362 BF 3CR GI 126 RVT PC GI 860 FV CR 732 FV CR	834 834030 834040 2C834 2C834030 2C834040	6 6	STD 0.75 1.00 STD 0.75 1.00

YEAR	CC	CID	LITER	CYL	ENGINE	MODEL	BORE	GRV	RING TYPE	HAST SET Set #	CYL SET	SIZE
JEEP												
2001-12	3785	231	3.8 L	6	Vin:1	Wrangler	96.00 3.779	1.20 1.50 3.00	398 BF CR S 126 RVT PC GI 872 FV CR 732 FV CR 397 BF PM S 126 RVT PC GI 872 FV CR 732 FV CR	2C4890 2C4890004 2C4890010 2C4890020 2C4890030 2C4890040 2C4890060 2M4890 2M4890010 2M4890020 2M4890030 2M4890040	6 6	STD 0.10 0.25 0.50 0.75 1.00 1.50 STD 0.25 0.50 0.75 1.00
1996-06	3966	242	4.0 L	6	Vin:S	Shallow Oil Ring Grv.	98.43 3.875	1.50 1.50 4.00	032 BF PC GI 126 RVT PC GI 056 FV CR 732 FV CR 327 BF PM GI 126 RVT PC GI 056 FV CR 732 FV CR	4815 4815020 4815030 4815040 2M4815 2M4815020 2M4815030 2M4815040 2M4815060	6 6	STD 0.50 0.75 1.00 STD 0.50 0.75 1.00 1.50
1986-95	3966	242	4.0 L	6			3 7/8	5/64 5/64 3/16	032 BF PC GI 126 RVT PC GI 860 FV CR 732 FV CR 362 BF 3CR GI 126 RVT PC GI 860 FV CR 732 FV CR 327 BF PM GI 126 RVT PC GI 860 FV CR 732 FV CR	667 667010 667020 667030 667040 667060 667080 2C667 2C667010 2C667020 2C667030 2C667040 2C667060 2C667080 2M667 2M667010 2M667020 2M667030 2M667040 2M667060 2M667080	6 6 6	STD 0.25 0.50 0.75 1.00 1.50 2.00 STD 0.25 0.50 0.75 1.00 1.50 2.00 STD 0.25 0.50 0.75 1.00 1.50 2.00
	3966	242	4.0 L	6		Powertech, Cherokee Export	98.43 3.875	2.00 2.00 4.75	032 BF PC GI 126 RVT PC GI 860 FV CR 732 FV CR	9549 9549020 9549030 9549040 9549060	2	STD 0.50 0.75 1.00 1.50
2008-13	4670	285	4.7 L	8	Vin: P	Cherokee	93.00 3.661	1.20 1.50 2.50	397 BF PM S 126 RVT PC GI 995 FV CR 732 FV CR	2M5165 2M5165010 2M5165020 2M5165030 2M5165040	8	STD 0.25 0.50 0.75 1.00

YEAR	CC	CID	LITER	CYL	ENGINE	MODEL	BORE	GRV	RING TYPE	HAST SET Set #	CYL SET	SIZE
JEEP												
1999-07	4703	287	4.7 L	8	Vin: N	Cherokee	93.00 3.661	1.50 1.50 3.00	032 BF PC GI 126 RVT PC GI 872 FV CR 732 FV CR 335 T PM DI 126 RVT PC GI 872 FV CR 732 FV CR	4790 4790010 4790020 4790030 4790040 2M4790 2M4790010 2M4790020 2M4790030 2M4790040	8 8	STD 0.25 0.50 0.75 1.00 STD 0.25 0.50 0.75 1.00
1971-81	4982	304	5.0 L	8			3 3/4	5/64 5/64 3/16	032 BF PC GI 126 RVT PC GI 860 FV CR 732 FV CR 363 BF CR GI 126 RVT PC GI 860 FV CR 732 FV CR 327 BF PM GI 126 RVT PC GI 860 FV CR 732 FV CR	568 568010 568020 568030 568040 568060 568080 568100 2C568 2C568010 2C568020 2C568030 2C568040 2C568060 2M568 2M568010 2M568020 2M568030 2M568040 2M568060 2M568080 2M568100	8 8	STD 0.25 0.50 0.75 1.00 1.50 2.00 2.50 STD 0.25 0.50 0.75 1.00 1.50 STD 0.25 0.50 0.75 1.00 1.50
1992-97	5211	318	5.2 L	8		Shallow Oil Ring Grv.	99.31 3.910	2.00 2.00 4.00	032 BF PC GI 126 RVT PC GI 872 FV CR 732 FV CR 363 BF CR GI 126 RVT PC GI 872 FV CR 732 FV CR 397 BF PM S 126 RVT PC GI 872 FV CR 732 FV CR	4735 4735020 4735030 4735040 4735060 2C4735 2C4735020 2C4735030 2C4735040 2C4735060 2M4735 2M4735020 2M4735030 2M4735040 2M4735060	8 8	STD 0.50 0.75 1.00 1.50 STD 0.50 0.75 1.00 1.50 STD 0.50 0.75 1.00 1.50














YEAR	CC	CID	LITER	CYL	ENGINE	MODEL	BORE	GRV	RING TYPE	HAST SET Set #	CYL SET	SIZE
JEEP												
1966-68	5359	327	5.4 L	8			4.000	5/64 5/64 3/16	032 BF PC GI 126 RVT PC GI 860 FV CR 732 FV CR	139 139010 139020 139030 139040 139060 139070 139080 139100	8	STD 0.25 0.50 0.75 1.00 1.50 1.75 2.00 2.50
									362 BF 3CR GI 126 RVT PC GI 860 FV CR 732 FV CR	2C139 2C139010 2C139020 2C139030 2C139040 2C139060 2C139070 2C139080	8	STD 0.25 0.50 0.75 1.00 1.50 1.75 2.00
									397 BF PM S 126 RVT PC GI 860 FV CR 732 FV CR	2M139 2M139005 2M139010 2M139020 2M139030 2M139040 2M139060 2M139070 2M139080 2M139100	8	STD 0.13 0.25 0.50 0.75 1.00 1.50 1.75 2.00 2.50
2003-08	5703	348	5.7 L	8	Vin: D,H,2	Hemi	99.50 3.917	1.50 1.50 3.00	032 BF PC GI 126 RVT PC GI 997 FV CR 732 FV CR	5097 5097010 5097020 5097030 5097040	8	STD 0.25 0.50 0.75 1.00
									397 BF PM S 126 RVT PC GI 997 FV CR 732 FV CR	2M5097 2M5097010 2M5097020 2M5097030 2M5097040 2M5097060	8	STD 0.25 0.50 0.75 1.00 1.50
1968-71	5735	350	5.7 L	8			96.52 3.800	2.00 2.00 4.75	032 BF PC GI 126 RVT PC GI 860 FV CR 732 FV CR	696 696010 696020 696030 696040 696060	8	STD 0.25 0.50 0.75 1.00 1.50
									362 BF 3CR GI 126 RVT PC GI 860 FV CR 732 FV CR	2C696 2C696010 2C696020 2C696030 2C696040 2C696060	8	STD 0.25 0.50 0.75 1.00 1.50
									327 BF PM GI 126 RVT PC GI 860 FV CR 732 FV CR	2M696 2M696020 2M696030 2M696040 2M696060	8	STD 0.50 0.75 1.00 1.50

YEAR	CC	CID	LITER	CYL	ENGINE	MODEL	BORE	GRV	RING TYPE	HAST SET Set #	CYL SET	SIZE
JEEP												
1998	5899	360	5.9 L	8			101.60 4.000	1.50 1.50 4.00	032 BF PC GI 126 RVT PC GI 635 FV CR 732 FV CR 327 BF PM GI 126 RVT PC GI 635 FV CR 732 FV CR	4346 4346020 4346030 4346040 4346060 2M4346 2M4346010 2M4346020 2M4346030 2M4346040 2M4346060	8 8	STD 0.50 0.75 1.00 1.50 STD 0.25 0.50 0.75 1.00 1.50
1971-91	5899	360	5.9 L	8			103.63 4.080	2.00 2.00 4.75	032 BF PC GI 126 RVT PC GI 860 FV CR 732 FV CR 362 BF 3CR GI 126 RVT PC GI 860 FV CR 732 FV CR 327 BF PM GI 126 RVT PC GI 860 FV CR 732 FV CR	693 693020 693030 693040 693060 2C693 2M693 2M693020 2M693030 2M693040 2M693060	8 8 8	STD 0.50 0.75 1.00 1.50 STD STD 0.50 0.75 1.00 1.50
2005-10	6063	370	6.1 L	8			103.00 4.055	1.50 1.50 3.00	336 T PM DI 126 RVT PC GI 054 FV CR 732 FV CR	2M4907 2M4907010 2M4907020 2M4907030 2M4907040 2M4907060	8	STD 0.25 0.50 0.75 1.00 1.50
1974-77	6571	401	6.6 L	8			4.165	5/64 5/64 3/16	032 BF PC GI 126 RVT PC GI 860 FV CR 732 FV CR 362 BF 3CR GI 126 RVT PC GI 860 FV CR 732 FV CR 327 BF PM GI 126 RVT PC GI 860 FV CR 732 FV CR	672 672030 672040 2C672 2M672 2M672030	8 8 8	STD 0.75 1.00 STD STD 0.75
1955-62				6	6-226, L6-226	Panel Delivery, Station Sedan, FC170	3 5/16	3/32 3/32 5/32 5/32	032 BF PC GI 126 RVT PC GI 860 FV CR 732 FV CR 501 1PCO PC GI 901 GL	4233 4233040	6	STD 1.00

YEAR	CC	CID	LITER	CYL	ENGINE	MODEL	BORE	GRV	RING TYPE	HAST SET Set #	CYL SET	SIZE
JOHN DEERE-Combines (Listed by Cylinder Diameter)												
				2	12A		3 1/2	1/8 1/8 3/16	362 BF 3CR GI 126 RVT PC GI 860 FV CR 732 FV CR	2C7844	2	STD
	1885	115	1.9 L	4	40 Hi-Lo Sleeved Eng.		3 1/2	3/32 3/32 3/32 3/16	032 BF PC GI 126 RVT PC GI 126 RVT PC GI 860 FV CR 732 FV CR 362 BF 3CR GI 126 RVT PC GI 126 RVT PC GI 860 FV CR 732 FV CR	7119	4	STD
				4	5A, 35		3 3/4	1/8 1/8 1/8 3/16	362 BF 3CR GI 126 RVT PC GI 126 RVT PC GI 860 FV CR 732 FV CR	2C7669	4	STD
	2376 2376	145 145	2.4 L 2.4 L	4 4	HC145G 45 Hi-Lo Sleeved Eng.		3 5/8	3/32 3/32 3/32 3/16	362 BF 3CR GI 126 RVT PC GI 126 RVT PC GI 860 FV CR 732 FV CR	2C7581	4	STD
	4064	248	4.1 L	4 4 6	HC165 Gas 45 Hi-Lo 55, 95, 105 55, 95M, 105 Sleeved Eng.	Diesel, Gas, LPG 4 Ring Piston	3 7/8	3/32 3/32 3/32 3/16	363 BF CR GI 126 RVT PC GI 126 RVT PC GI 501 1PCO PC GI 825 2PCO	2C7118	2	STD
				4	55, 95, 105	3 Ring Piston	3 7/8	3/32 3/32 3/16	363 BF CR GI 126 RVT PC GI 860 FV CR 732 FV CR	2C7158	2	STD
				4 6	HA341G 105	4 Cyl. & 6 Cyl.	4 1/4	3/32 3/32 3/32 1/4	363 BF CR GI 126 RVT PC GI 126 RVT PC GI 860 FV CR 732 FV CR	2C7675 2C7675020 2C7675045	2	STD 0.50 1.13
JOHN DEERE-Engine & Power Units (Listed by Cylinder Diameter)												
				2		LA, LU Power Unit	3 1/2	1/8 1/8 3/16	362 BF 3CR GI 126 RVT PC GI 860 FV CR 732 FV CR	2C7844	2	STD
				4	115 Series Sleeved Eng.	Gas	3 1/2	3/32 3/32 3/32 3/16	032 BF PC GI 126 RVT PC GI 126 RVT PC GI 860 FV CR 732 FV CR 362 BF 3CR GI 126 RVT PC GI 126 RVT PC GI 860 FV CR 732 FV CR	7119	4	STD
				4 4	145 Series HA145 Sleeved Eng.	Gas & Diesel	3 5/8	3/32 3/32 3/32 3/16	362 BF 3CR GI 126 RVT PC GI 126 RVT PC GI 860 FV CR 732 FV CR	2C7581	4	STD
				4 6	165 Series 248 Series Sleeved Eng.	Gas & Diesel Gas, LPG & Diesel	3 7/8	3/32 3/32 3/32 3/16	363 BF CR GI 126 RVT PC GI 126 RVT PC GI 501 1PCO PC GI 825 2PCO	2C7118	2	STD

YEAR	CC	CID	LITER	CYL	ENGINE	MODEL	BORE	GRV	RING TYPE	HAST SET Set #	CYL SET	SIZE
JOHN DEERE-Engine & Power Units (Listed by Cylinder Diameter)												
				4 6	241 Series 360 Series		4 1/4	3/32 3/32 3/16	363 BF CR GI 126 RVT PC GI 860 FV CR 732 FV CR	2C7236	2	STD
				4	HA341G		4 1/4	3/32 3/32 3/32 1/4	363 BF CR GI 126 RVT PC GI 126 RVT PC GI 860 FV CR 732 FV CR	2C7675 2C7675020 2C7675045	2	STD 0.50 1.13
				2	60 Eng.		5 1/2	3/16 3/16 3/16 3/16 5/16	362 BF 3CR GI 102 T PC GI 401 SCRP PC GI 401 SCRP PC GI 501 1PCO PC GI 825 2PCO	2C7731 2C7731040 2C7731090	2	STD 1.00 2.25
				2	R	Diesel	5 3/4	1/8 1/8 1/8 1/8 1/8 1/4 1/4	362 BF 3CR GI 102 T PC GI 102 T PC GI 102 T PC GI 102 T PC GI 710 FV CR 732 FV CR 825 2PCO 501 1PCO PC GI	2C7784 2C7784125	2	STD 3.13
				2	70 Eng.	70	5 7/8	1/8 1/8 1/8 1/8 1/4	362 BF 3CR GI 102 T PC GI 102 T PC GI 102 T PC GI 501 1PCO PC GI 825 2PCO	2C7642 2C7642045 2C7642090 2C7642120	2	STD 1.13 2.25 3.00
JOHN DEERE-Tractors (Listed by Cylinder Diameter)												
				4	V4 Starting Eng	730 & 830 Series	2.000	3/32 3/32 3/16	102 T PC GI 401 SCRP PC GI 501 1PCO PC GI	7707	4	STD
	4670 5244 5326 5490 5654	285 320 325 335 345	4.7 L 5.2 L 5.3 L 5.5 L 5.7 L	2 2 2 2 2		F710, F725 Models w/Kawasaki (twin)	74.00 2.913	1.20 1.20 3.00	398 BF CR S 126 RVT PC GI 996 FV CR 732 FV CR	2C5025 2C5025010 2C5025020 2C5025030 2C5025040	2	STD 0.25 0.50 0.75 1.00
						L After S/N 624999	3 1/4	1/8 1/8 3/16	032 BF PC GI 126 RVT PC GI 860 FV CR 732 FV CR 362 BF 3CR GI 126 RVT PC GI 860 FV CR 732 FV CR	7843 2C7843	2 2	STD STD
				4		33, 35, 36, 36A, 36B	3 1/4	1/8 1/8 3/16	032 BF PC GI 126 RVT PC GI 860 FV CR 732 FV CR 362 BF 3CR GI 126 RVT PC GI 860 FV CR 732 FV CR	5060 5060020 5060030 5060060 2C5060	4 4 4	STD 0.50 0.75 1.50 STD
				2		LA, LU Power Unit	3 1/2	1/8 1/8 3/16	362 BF 3CR GI 126 RVT PC GI 860 FV CR 732 FV CR	2C7844	2	STD

YEAR	CC	CID	LITER	CYL	ENGINE	MODEL	BORE	GRV	RING TYPE	HAST SET	CYL SET	SIZE
	CC	CID	LITER							Set #	Set	
JOHN DEERE-Tractors (Listed by Cylinder Diameter)												
	1885	115	1.9 L	4	1010	Gas	3 1/2	3/32 3/32 3/32 3/16	032 BF PC GI 126 RVT PC GI 126 RVT PC GI 860 FV CR 732 FV CR 362 BF 3CR GI 126 RVT PC GI 126 RVT PC GI 860 FV CR 732 FV CR	7119	4	STD
										2C7119	4	STD
				2		H, HN, HNH, HWH	3 9/16	1/8 1/8 1/8 1/4	362 BF 3CR GI 126 RVT PC GI 860 FV CR 732 FV CR 501 1PCO PC GI	2C7742	2	STD
	2376	145	2.4 L	4	2010 550, 660 1010 Sleeved Eng.	Gas Gas & Diesel To S/N 41999, Diesel 4 Ring Piston	3 5/8	3/32 3/32 3/32 3/16	362 BF 3CR GI 126 RVT PC GI 126 RVT PC GI 860 FV CR 732 FV CR	2C7581	4	STD
				4	Sleeved Eng.	1010 Diesel From S/N 42000, 3 Ring Piston	3 5/8	3/32 3/32 3/16	362 BF 3CR GI 126 RVT PC GI 501 1PCO PC GI 825 2PCO	2C7155	4	STD
	2704	165	2.7 L	4		2010, To S/N 29018 Diesel	3 7/8	3/32 3/32 3/32 3/16	363 BF CR GI 126 RVT PC GI 126 RVT PC GI 501 1PCO PC GI 825 2PCO	2C7118	2	STD
	2704	165	2.7 L	4		Diesel 2010, From S/N 29019 3 Ring Piston	3 7/8	3/32 3/32 3/16	363 BF CR GI 126 RVT PC GI 860 FV CR 732 FV CR	2C7158	2	STD
				2		40, 40 Crawler, M, MC, MI, MT	4.000	5/32 5/32 1/8 1/4	362 BF 3CR GI 102 T PC GI 401 SCRIP PC GI 860 FV CR 732 FV CR	2C7771	2	STD
				2		40, 40C, 40S, 40 Crawler, 320, 330	4.000	3/32 3/32 3/32 1/4	362 BF 3CR GI 126 RVT PC GI 126 RVT PC GI 860 FV CR 732 FV CR	2C7654	2	STD
				4 6		3010 4010 Gas	4.000	3/32 3/32 3/32 1/4 1/4	362 BF 3CR GI 126 RVT PC GI 126 RVT PC GI 860 FV CR 732 FV CR 501 1PCO PC GI	2C7113	2	STD
	3949 5899	241 360	3.9 L 5.9 L	4 6		3020 4020, 4230 Gas or LPG	4 1/4	3/32 3/32 3/16	363 BF CR GI 126 RVT PC GI 860 FV CR 732 FV CR	2C7236	2	STD
	3720 4425 5588 6620 6883 7046 7210	227 270 341 404 420 430 440	3.7 L 4.4 L 5.6 L 6.6 L 6.9 L 7.0 L 7.2 L	4 4 6 6 2 2 2	Sleeved Eng.	3020 Gas JD500 Diesel 4020 Gas JD600 Diesel	4 1/4	3/32 3/32 3/32 1/4	363 BF CR GI 126 RVT PC GI 126 RVT PC GI 860 FV CR 732 FV CR	2C7675 2C7675020 2C7675045	2	STD 0.50 1.13
	6571	401	6.6 L	6		401DT Diesel 9000 Turbo	4.400	1/8 3/32 3/32 3/16	372 FKST CR DI 126 RVT PC GI 126 RVT PC GI 565 CF CR GI 881 2PCO	2C7012	6	STD
				2		B, BI, BN, BO, BR, After S/N 32900 BW S/N 60000-201000	4 1/2	3/16 3/16 3/16 3/16	362 BF 3CR GI 102 T PC GI 102 T PC GI 501 1PCO PC GI 825 2PCO	2C7733 2C7733045 2C7733090	2	STD 1.13 2.25














YEAR	CC	CID	LITER	CYL	ENGINE	MODEL	BORE	GRV	RING TYPE	HAST SET	CYL SET	SIZE
												
JOHN DEERE-Tractors (Listed by Cylinder Diameter)												
				2		B, BN, BW, After S/N 200999	4 11/16	3/16 3/16 3/16 3/16 5/16	362 BF 3CR GI 102 T PC GI 102 T PC GI 401 SCRPP PC GI 501 1PCO PC GI 825 2PCO	2C4965 2C4965045 2C4965090	2	STD 1.13 2.25
				2		A, AH, AI, AN, ANH, AO, AR, AW, AWH, Gen. Purp.; 60H, 60 Std.	5 1/2	1/4 1/4 1/4 1/4 1/4	362 BF 3CR GI 102 T PC GI 102 T PC GI 710 FV CR 732 FV CR 825 2PCO 501 1PCO PC GI	2C722	2	STD
				2		A, AO, AR, AN, AW, 60, Own 60	5 1/2	3/16 3/16 3/16 3/16 5/16	362 BF 3CR GI 102 T PC GI 401 SCRPP PC GI 401 SCRPP PC GI 501 1PCO PC GI 825 2PCO	2C7731 2C7731040 2C7731090	2	STD 1.00 2.25
				2		620, 620H, 620S, 6200, 630, 630H, 630S 6 Ring Piston	5 1/2	1/8 1/8 1/8 1/4 1/8 1/4	362 BF 3CR GI 102 T PC GI 102 T PC GI 501 1PCO PC GI 825 2PCO 102 T PC GI 501 1PCO PC GI	2C7940 2C7940045	2	STD 1.13
				2		R, Own R Diesel	5 3/4	1/8 1/8 1/8 1/8 1/8 1/4 1/4	362 BF 3CR GI 102 T PC GI 102 T PC GI 102 T PC GI 102 T PC GI 710 FV CR 732 FV CR 825 2PCO 501 1PCO PC GI	2C7784 2C7784125	2	STD 3.13
				2		70 Gas & LPG, Own 70	5 7/8	1/8 1/8 1/8 1/8 1/4	362 BF 3CR GI 102 T PC GI 102 T PC GI 102 T PC GI 501 1PCO PC GI 825 2PCO	2C7642 2C7642045 2C7642090 2C7642120	2	STD 1.13 2.25 3.00
				2		720, 720H, 720S, 730, 730H, 730S Gas	6.000	1/8 1/8 1/8 1/4 1/8 1/4	362 BF 3CR GI 102 T PC GI 102 T PC GI 401 SCRPP PC GI 501 1PCO PC GI 501 1PCO PC GI	2C7998 2C7998045	2	STD 1.13
				2 2 2		70D, 70DH, 70DS, 720D, 720DS To S/N 7214899 70 Gas or LPG 70, 70H, 70S 80, 820 Diesel To S/N 8203099	6 1/8	1/8 1/8 1/8 1/4 1/8 1/4	362 BF 3CR GI 102 T PC GI 102 T PC GI 102 T PC GI 501 1PCO PC GI 825 2PCO 501 1PCO PC GI	2C7674 2C7674045 2C7674120	2	STD 1.13 3.00
				2		720D, 720DH, 720DS, 730D, 730H, 730DS From S/N 7214900 820 Diesel From S/N 8203100; 830, 840 Diesel	6 1/8	5/32 1/8 1/8 1/8 1/4 1/4	381 FKST CR DI 102 T PC GI 102 T PC GI 102 T PC GI 501 1PCO PC GI 825 2PCO 501 1PCO PC GI	2C7690	2	STD














YEAR	CC	CID	LITER	CYL	ENGINE	MODEL	BORE	GRV	RING TYPE	HAST SET Set #	CYL SET	SIZE
KERMATH (Listed by Cylinder Diameter)												
				4		IXV Sea Bird	3 1/4	1/8 1/8 3/16	032 BF PC GI 126 RVT PC GI 860 FV CR 732 FV CR 362 BF 3CR GI 126 RVT PC GI 860 FV CR 732 FV CR	5060 5060020 5060030 5060060 2C5060	4 4	STD 0.50 0.75 1.50 STD
				6		Herc. QXLD Prince	3 7/16	3/32 1/8 3/16 3/16	362 BF 3CR GI 126 RVT PC GI 860 FV CR 732 FV CR 501 1PCO PC GI	2C5263	6	STD
				4		Herc. OOB Sea Dog	3 3/4	1/8 1/8 1/8 3/16	362 BF 3CR GI 126 RVT PC GI 126 RVT PC GI 860 FV CR 732 FV CR	2C7669	4	STD
				4		Herc. OOC Sea Man	4.000	1/8 1/8 1/8 3/16	362 BF 3CR GI 126 RVT PC GI 126 RVT PC GI 860 FV CR 732 FV CR	2C702	4	STD
				6		Herc. JXD Sea Rover	4.000	1/8 1/8 1/8 3/16	363 BF CR GI 126 RVT PC GI 126 RVT PC GI 860 FV CR 732 FV CR	2C4007	6	STD
KIA												
1991-00	1138		1.1 L	4	B1	Pride	68.00 2.677	1.20 1.50 3.00	398 BF CR S 126 RVT PC GI 996 FV CR 732 FV CR	2C5059 2C5059010 2C5059020 2C5059030 2C5059040	4	STD 0.25 0.50 0.75 1.00
2011-18	1248		1.2 L	4	G4LA	Picanto, Rio	71.00 2.795	1.00 1.20 2.00	398 BF CR S 406 N PC DI 987 FV GN SS 714 GN SS	2C4068 2C406825 2C406850	4	STD 0.25 0.50
2010-16	1341		1.3 L	4	G4EA		71.50 2.815	1.20 1.20 2.00	398 BF CR S 435 SCRPP PC GI 993 FV CR 005 FV CR	2C5389 2C538950 2C5389100	4	STD 0.50 1.00
2000-06	1493		1.5 L	4	A5D Mazda Eng DC DOHC	w/2.5mm oil grv	75.50 2.972	1.20 1.20 2.50	398 BF CR S 126 RVT PC GI 934 FV CR 732 FV CR	2C5184 2C5184020 2C5184030 2C5184040 2C5184060	4	STD 0.50 0.75 1.00 1.50
2004-12	1493 1991		1.5 L 2.0 L	3	D3EA D4EA	Getz, Accent, Matrix Carens , Cee'D, Sportage, Magenti Diesel Eng	83.00 3.268	2.00 2.00 3.00	213 FKST CC DI 223 RVT CR DI 204 CF CR DI 881 2PCO	2D7468	1	STD
2008-16	1591		1.6 L	4	G4FC, G4FJ GAMMA	Forte, Ray, Rio, Soul	77.00 3.031	1.20 1.20 2.00	398 BF CR S 435 SCRPP PC GI 993 FV CR 005 FV CR	2C4504 2C450450 2C4504100	4	STD 0.50 1.00

YEAR	CC	CID	LITER	CYL	ENGINE	MODEL	BORE	GRV	RING TYPE	HAST SET Set #	CYL SET	SIZE
KIA												
1994-04	1597		1.6 L	4	B6 SOHC/DOHC	Sephia, Shuma, Spectra	78.00 3.071	1.50 1.50 4.00	032 BF PC GI 126 RVT PC GI 058 FV CR 732 FV CR 362 BF 3CR GI 126 RVT PC GI 058 FV CR 732 FV CR 327 BF PM GI 126 RVT PC GI 058 FV CR 732 FV CR	4265 4265010 4265020 4265030 4265040 4265060 2C4265 2C4265010 2C4265020 2C4265030 2C4265040 2C4265060 2M4265 2M4265010 2M4265020 2M4265030 2M4265040 2M4265060	4 4 4	STD 0.25 0.50 0.75 1.00 1.50 STD 0.25 0.50 0.75 1.00 1.50 STD 0.25 0.50 0.75 1.00 1.50
2004-11	1599		1.6 L	4	G4ED Euro 4 DOHC	Cerato, Pride, Rio	76.50 3.012	1.20 1.20 2.00	398 BF CR S 126 RVT PC GI 993 FV CR 005 FV CR	2C4526 2C4526020 2C4526030	4	STD 0.50 0.75
2003-05	1599		1.6 L	4	G4ED DOHC	Rio	76.50 3.012	1.20 1.20 2.50	398 BF CR S 126 RVT PC GI 995 FV CR 732 FV CR	2C5154 2C5154020 2C5154030 2C5154040	4	STD 0.50 0.75 1.00
2003-05	1597		1.6 L	4	A6D DOHC	Rio	78.00 3.071	1.20 1.20 2.50	398 BF CR S 126 RVT PC GI 533 FV CR 732 FV CR	2C4118 2C4118020 2C4118030 2C4118040	4	STD 0.50 0.75 1.00
1993-98	1597		1.6 L	4	B6D SOHC, DOHC	Sephia	78.00 3.071	1.50 1.50 3.00	032 BF PC GI 126 RVT PC GI 054 FV CR 732 FV CR 362 BF 3CR GI 126 RVT PC GI 054 FV CR 732 FV CR	4737 4737010 4737020 4737030 4737040 2C4737 2C4737010 2C4737020 2C4737030 2C4737040 2C4737060	4 4	STD 0.25 0.50 0.75 1.00 STD 0.25 0.50 0.75 1.00 1.50
1994-97	1839		1.8 L	4		Incl. Turbo	83.00 3.268	1.50 1.50 3.00	032 BF PC GI 126 RVT PC GI 054 FV CR 732 FV CR 376 BF CR DI 126 RVT PC GI 054 FV CR 732 FV CR 326 TBF GN SS 435 SCRIP PC GI 987 FV GN SS 714 GN SS	4651 4651010 4651020 4651040 2C4651 2C4651010 2C4651020 2C4651030 2C4651040 2C4651060 2N4651	4 4 4	STD 0.25 0.50 1.00 STD 0.25 0.50 0.75 1.00 1.50 STD
2005-10	1975		2.0 L	4	G4GF DOHC	w/2.0mm Oil Ring	82.00 3.228	1.20 1.20 2.00	398 BF CR S 126 RVT PC GI 993 FV CR 005 FV CR	2C5825 2C5825020 2C5825040	4	STD 0.50 1.00

YEAR	CC	CID	LITER	CYL	ENGINE	MODEL	BORE	GRV	RING TYPE	HAST SET	CYL SET	SIZE
												
KIA												
1994-02	1998		2.0 L	4	FE	Sportage 2.0I	86.00 3.386	1.50 1.50 4.00	032 BF PC GI 435 SCRП PC GI 058 FV CR 732 FV CR 362 BF 3CR GI 435 SCRП PC GI 058 FV CR 732 FV CR 335 T PM DI 435 SCRП PC GI 058 FV CR 732 FV CR 322 BF GN SS 126 RVT PC GI 987 FV GN SS 714 GN SS	5664 5664020 5664030 5664040 5664060 2C5664 2C5664010 2C5664020 2C5664030 2C5664040 2C5664060 2M5664 2M5664010 2M5664020 2M5664030 2M5664040 2M5664060 2N5664	4 4 4	STD 0.50 0.75 1.00 1.50 STD 0.25 0.50 0.75 1.00 1.50 STD 0.25 0.50 0.75 1.00 1.50 STD
2012-16	1999		2.0 L	4	G4NBB DOHC	Soul, Forte, Sportage, Optima NU Series	81.00 3.189	1.00 1.20 2.00	398 BF CR S 126 RVT PC GI 990 FV CR 005 FV CR	2C4357 2C435750 2C4357100	4	STD 1.25 2.50
2000-05	2351		2.4 L	4	G4JS Vin:S	L4	86.50 3.405	1.20 1.50 2.80	398 BF CR S 126 RVT PC GI 997 FV CR 732 FV CR	2C4780 2C4780020 2C4780030 2C4780040 2C4780060	4	STD 0.50 0.75 1.00 1.50
2006-15	2359		2.4 L	4	G4KC, G4KJ DOHC	Forte, Optima, Sportage	88.00 3.464	1.20 1.20 2.00	398 BF CR S 126 RVT PC GI 993 FV CR 005 FV CR	2C5297 2C5297020 2C5297030 2C5297040	4	STD 0.50 0.75 1.00
1999-On	2497		2.5 L	6	K5 DOHC	Carnival 24V	80.00 3.150	1.20 1.50 2.50	398 BF CR S 401 SCRП PC GI 995 FV CR 732 FV CR	2C5221 2C5221020	6	STD 0.50
2002-On	2497		2.5 L	4	D4CB Euro 4	Sorento I 2.5 CRDi Diesel Eng	91.00 3.583	2.50 2.00 3.00	211 HKST CC DI 257 TF CR DI 203 CF GN SS 881 2PCO	2D7522 2D752250	4	STD 0.50
2007-15	2656		2.7 L	6	G6A5 DOHC	Kee, Opitma, Rondo, Sportage	86.70 3.413	1.20 1.20 2.00	398 BF CR S 435 SCRП PC GI 993 FV CR 732 FV CR	2C5384 2C538450	6	STD 0.50
2001-12	2656		2.7 L	6	G6BA DOHC	Amanthi, Cadenza, Magentis, Optima, Sportage	86.70 3.412	1.20 1.20 2.50	398 BF CR S 126 RVT PC GI 995 FV CR 732 FV CR	2C5265 2C5265020 2C5265030 2C5265040	6	STD 0.50 0.75 1.00
1997-03	2665		2.7 L	4	J2 SOHC	K2700, Bongo, Pregio Diesel Eng	94.50 3.720	2.00 2.00 3.00	336 T PM DI 126 RVT PC GI 553 CF CR GI 881 2PCO	2D5040 2D504050	4	STD 0.50
2008-15 2011-15	3342 3470		3.3 L 3.5 L	6 6	G6DB G6DG G6DC DOHC	Cadenza, Sorento Cadenza, Sedona	92.00 3.622	1.20 1.20 2.00	398 BF CR S 126 RVT PC GI 991 FV CR 005 FV CR	2C5260 2C5260020 2C5260030 2C5260040	6	STD 0.50 0.75 1.00
2002-06	3497		3.5 L	6	G6CU DOHC	V-6	93.00 3.661	1.50 1.50 3.00	032 BF PC GI 126 RVT PC GI 997 FV CR 732 FV CR 327 BF PM GI 126 RVT PC GI 997 FV CR 732 FV CR	4883 4883020 4883030 4883040 2M4883 2M4883010 2M4883020 2M4883030 2M4883040	6 6	STD 0.50 0.75 1.00 STD 0.25 0.50 0.75 1.00

YEAR	CC	CID	LITER	CYL	ENGINE	MODEL	BORE	GRV	RING TYPE	HAST SET Set #	CYL SET	SIZE
KIA												
2007-10	3778		3.8 L	6	DOHC	Amanti, Borrego, Sedona, Sorento	96.00 3.779	1.20 1.20 2.00	398 BF CR S 126 RVT PC GI 991 FV CR 005 FV CR	2C4550 2C4550020 2C4550030 2C4550040	6	STD 0.50 0.75 1.00
KOHLER (Listed by Cylinder Diameter)												
				4		L654	2 5/8	3/32 3/32 3/16	102 T PC GI 126 RVT PC GI 871 FV CR 732 FV CR 362 BF 3CR GI 126 RVT PC GI 871 FV CR 732 FV CR	7859 2C7859 2C7859020 2C7859030 2C7859040	4	STD 4 STD 0.50 0.75 1.00
				2		CH 18, 20, 22; CV16, 18, 20, 22	77.00 3.031	1.50 1.50 3.00	335 T PM DI 401 SCRPP PC GI 054 FV CR 732 FV CR	2M4765	1	STD
				2		KT17 Twin, M-18		1/16 1/16 5/32	363 BF CR GI 126 RVT PC GI 058 FV CR 732 FV CR	2C6170	2	STD
				1		CH 22, 23 CH680	80.00 3.150	1.50 1.50 3.00	102 T PC GI 102 T PC GI 054 FV CR 732 FV CR	5032 5032020	1	STD 0.50
				2		CH25, CH26, CH732, CH740, CH750, Twin CV25, CV26, CV730, CV740, CV750	83.00 3.268	2.50 2.50 3.00	032 BF PC GI 126 RVT PC GI 054 FV CR 732 FV CR	5376 5376010 5376020	2	STD 0.25 0.50
				1		K301S K532S Use 2 sets		5/64 5/64 3/16	032 BF PC GI 126 RVT PC GI 860 FV CR 732 FV CR 362 BF 3CR GI 126 RVT PC GI 860 FV CR 732 FV CR	6474 6474010 6474030 2C6474 2C6474010	1	STD 0.25 0.75 1 STD 0.25
				1		Command Eng. 11, 12 1/2, 14 H.P.	87.00 3.425	1.50 1.50 3.00	102 T PC GI 102 T PC GI 054 FV CR 732 FV CR	4756 4756010 4756020	1	STD 0.25 0.50
				1		K321S K592 Use 2 sets		3/32 5/64 3/16	032 BF PC GI 126 RVT PC GI 860 FV CR 732 FV CR	6667 6667020	1	STD 0.50
				1		K341	3 3/4	3/32 3/32 3/16	362 BF 3CR GI 126 RVT PC GI 860 FV CR 732 FV CR	2C5311 2C5311020 2C5311030	1	STD 0.50 0.75
LADA												
1972-86 1972-04	1198 1452		1.2 L 1.5 L	4	BA3 2101, BA3 2103,BA3 21081 BA3 2103 (KAT)	1200, Samara1300 Nova1500	76.00 2.992	1.50 2.00 4.00	032 BF PC GI 401 SCRPP PC GI 056 FV CR 732 FV CR 362 BF 3CR GI 401 SCRPP PC GI 056 FV CR 732 FV CR	4493 4493016 4493024 4493032 4493040 4493063 2C4493 2C4493010 2C4493016 2C4493020 2C4493024 2C4493030 2C4493032 2C4493040 2C4493060 2C4493063	4	STD 0.40 0.60 0.80 1.00 1.60 4 STD 0.25 0.40 0.50 0.60 0.75 0.80 1.00 1.50 1.60

YEAR	CC	CID	LITER	CYL	ENGINE	MODEL	BORE	GRV	RING TYPE	HAST SET	CYL SET	SIZE
												
LADA												
1987-On	1300		1.3 L	4		Samara	76.00 2.992	1.50 2.00 4.00	032 BF PC GI 401 SCR PC GI 055 FV CR 732 FV CR 362 BF 3CR GI 401 SCR PC GI 055 FV CR 732 FV CR	4460 4460016 4460032 2C4460 2C4460016 2C4460020 2C4460032	4 4	STD 0.40 0.80 STD 0.40 0.50 0.80
2000-On	1499		1.5 L	4		Natacha, Sagona, Samara	82.00 3.228	1.50 2.00 4.00	362 BF 3CR GI 126 RVT PC GI 058 FV CR 732 FV CR	2C9377 2C9377016 2C9377032	4	STD 0.40 0.80
1987-On	1500		1.5 L	4		Samara	82.00 3.228	1.50 2.00 4.00	032 BF PC GI 126 RVT PC GI 055 FV CR 732 FV CR 362 BF 3CR GI 126 RVT PC GI 055 FV CR 732 FV CR	4461 4461016 4461032 2C4461 2C4461016 2C4461032	4 4	STD 0.40 0.80 STD 0.40 0.80
	1600		1.6 L	4		2121 NIVA 4WD	79.00 3.110	1.50 2.00 4.00	032 BF PC GI 126 RVT PC GI 056 FV CR 732 FV CR 362 BF 3CR GI 126 RVT PC GI 056 FV CR 732 FV CR	6143 6143020 6143040 2C6143 2C6143016 2C6143020 2C6143024 2C6143032 2C6143040 2C6143060 2C6143063	4 4	STD 0.50 1.00 STD 0.40 0.50 0.60 0.80 1.00 1.50 1.60
1993-On	1800		1.8 L	4		Aleko	85.00 3.346	1.50 2.00 3.00	362 BF 3CR GI 401 SCR PC GI 054 FV CR 732 FV CR	2C9340	4	STD
1993-On	1905		1.9 L	4	XUD9A	Diesel Eng	83.00 3.268	2.00 2.00 3.00	239 BF CC DI 123 RVT PC DI 204 CF CR DI 881 2PCO	2D7435 2D743525 2D743550	1	STD 0.25 0.50
1999-On	1905		1.9 L	4	XUD9SD	Diesel Eng	83.00 3.268	3.00 2.00 3.00	221 FKST CC DI 202 TTF PC DI 204 CF CR DI 881 2PCO	2D7351	1	STD
LE ROI												
				4		D133	3 1/4	1/8 1/8 3/16	032 BF PC GI 126 RVT PC GI 860 FV CR 732 FV CR 362 BF 3CR GI 126 RVT PC GI 860 FV CR 732 FV CR	5060 5060020 5060030 5060060 2C5060	4 4	STD 0.50 0.75 1.50 STD
				4		D176	3 3/4	1/8 1/8 1/8 3/16	362 BF 3CR GI 126 RVT PC GI 126 RVT PC GI 860 FV CR 732 FV CR	2C7669	4	STD
				4		D201, D226	4.000	1/8 1/8 1/8 3/16	362 BF 3CR GI 126 RVT PC GI 126 RVT PC GI 860 FV CR 732 FV CR	2C702	4	STD














YEAR	CC	CID	LITER	CYL	ENGINE	MODEL	BORE	GRV	RING TYPE	HAST SET	CYL SET	SIZE
												
LE ROI												
				1		300 Low Pressure Cyl.	4.000	1/8 1/8 1/8 3/16	032 BF PC GI 126 RVT PC GI 126 RVT PC GI 501 1PCO PC GI	5678	1	STD
				1 1		400 Low Pressure Cyl. 880A High Pressure Cyl.	4 1/2	1/8 1/8 1/8 3/16	363 BF CR GI 126 RVT PC GI 126 RVT PC GI 501 1PCO PC GI	2C5683	1	STD
LEXUS												
2011-15	1798	110	1.8 L	4	2ZR-FE DOHC Toyota Eng.	1.5 mm Oil Grv.	80.50 3.169	1.00 1.00 1.50	398 BF CR S 123 RVT PC DI 981 FV CR 005 FV CR	2C4113 2C4113020 2C4113030 2C4113040	4	STD 0.50 0.75 1.00
2010-12	2362		2.4 L	4	2AZ-FXE DOHC	HS	88.50 3.484	1.00 1.00 2.00	398 BF CR S 123 RVT PC DI 991 FV CR 005 FV CR	2C5267 2C5267010 2C5267020 2C5267030 2C5267040	4	STD 0.25 0.50 0.75 1.00
1990-91	2507		2.5 L	6	2VZFE	ES250	87.50 3.445	1.50 1.50 3.00	335 T PM DI 126 RVT PC GI 997 FV CR 732 FV CR	2M4676 2M4676010 2M4676020 2M4676030 2M4676040	6	STD 0.25 0.50 0.75 1.00
1992-93	2959		3.0 L	6	3VZ-F, 3VZFE	ES300	87.50 3.445	1.50 1.50 4.00	032 BF PC GI 126 RVT PC GI 856 FV CR 732 FV CR 397 BF PM S 126 RVT PC GI 856 FV CR 732 FV CR	4689 4689020 4689030 4689040 2M4689 2M4689010 2M4689020 2M4689030 2M4689040	6 6	STD 0.50 0.75 1.00 STD 0.25 0.50 0.75 1.00
1994-05	2959		3.0 L	6	1MZFE	ES300	87.50 3.445	1.20 1.20 3.00	398 BF CR S 126 RVT PC GI 997 FV CR 732 FV CR	2C4902 2C4902010 2C4902020 2C4902030 2C4902040	6	STD 0.25 0.50 0.75 1.00
1992-06	2997		3.0 L	6	2JZGE, 2JZGTE	GS300, SC300	86.00 3.386	1.50 1.50 4.00	376 BF CR DI 435 SCRIP PC GI 058 FV CR 732 FV CR	2C4713 2C4713010 2C4713020 2C4713030 2C4713040	6	STD 0.25 0.50 0.75 1.00
2004-08	3310		3.3 L	6	3MZFE DOHC	ES, RX	92.00 3.622	1.20 1.20 3.00	398 BF CR S 126 RVT PC GI 997 FV CR 732 FV CR	2C5183 2C5183020 2C5183030 2C5183040	6	STD 0.50 0.75 1.00
2007-12	3456		3.5 L	6	2GRFE DOHC	ES350, GS350, GS450, RX350	94.00 3.701	1.20 1.20 2.00	398 BF CR S 126 RVT PC GI 991 FV CR 005 FV CR	2C4511 2C4511020 2C4511030 2C4511040	6	STD 0.50 0.75 1.00
1990-00	3969		4.0 L	8	1UZFE	LS400, SC400	87.50 3.445	1.50 1.50 3.00	335 T PM DI 126 RVT PC GI 997 FV CR 732 FV CR	2M4678 2M4678020 2M4678030 2M4678040	8	STD 0.50 0.75 1.00
2001-10	4293		4.3 L	8	3UZFE DOHC 32V	GS430, LS430	91.00 3.582	1.20 1.20 3.00	398 BF CR S 126 RVT PC GI 997 FV CR 732 FV CR	2C4561	8	STD
1996-97	4477		4.5 L	6	1FZFE	LX450	100.00 3.937	1.75 2.00 4.00	363 BF CR GI 126 RVT PC GI 052 FV CR 732 FV CR	2C4776 2C4776010 2C4776020 2C4776030 2C4776040	6	STD 0.25 0.50 0.75 1.00
2007-15 2008-16 2008-16	4608 4969 5663		4.6 L 5.0 L 5.7 L	8 8 8	1URFE 2URFE 3URFE DOHC	GX LX LX	94.00 3.701	1.20 1.20 2.00	398 BF CR S 126 RVT PC GI 991 FV CR 005 FV CR	2C4586 2C4586010 2C4586020 2C4586030 2C4586040	8	STD 0.25 0.50 0.75 1.00

YEAR	CC	CID	LITER	CYL	ENGINE	MODEL	BORE	GRV	RING TYPE	HAST SET Set #	CYL SET	SIZE
LEXUS												
2004-09	4663		4.7 L	8	2UZFE DOHC	LX470	94.00 3.701	1.20 1.20 3.00	398 BF CR S 126 RVT PC GI 997 FV CR 732 FV CR	2C4566 2C4566020 2C4566030 2C4566040	8	STD 0.50 0.75 1.00
1999-06	4663		4.7 L	8	2UZFE	LX470	94.00 3.701	1.50 1.50 4.00	335 T PM DI 126 RVT PC GI 856 FV CR 732 FV CR	2M5017 2M5017010 2M5017020 2M5017030 2M5017040	8	STD 0.25 0.50 0.75 1.00
M.G. (Listed by Cylinder Diameter)												
1963-66	1098		1.1 L	4		1100 MG-Midget, MK II	2.542	1/16 1/16 1/16 1/8	032 BF PC GI 032 BF PC GI 401 SCRPP PC GI 716 FV 710 FV CR	6742 6742010 6742020 6742030 6742040 6742060 6742080 6742100 6742120	4	STD 0.25 0.50 0.75 1.00 1.50 2.00 2.50 3.00
				4		TC, TD w/Covmo Piston #12387	2.718	1/16 1/16 5/32	102 T PC GI 102 T PC GI 058 FV CR 732 FV CR	6893	4	STD
1967-74	1275		1.3 L	4		Midget Mark III, 1300 Hepolite Piston 20394, 20747, 20814	2.780	1/16 1/16 1/16 5/32	102 T PC GI 102 T PC GI 102 T PC GI 058 FV CR 732 FV CR	6802 6802020 6802030 6802040 6802060	4	STD 0.50 0.75 1.00 1.50
				4					362 BF 3CR GI 032 BF PC GI 401 SCRPP PC GI 710 FV CR 732 FV CR	2C6742 2C6742010 2C6742020 2C6742030 2C6742040 2C6742060	4	STD 0.25 0.50 0.75 1.00 1.50
1967-73	1275		1.3 L	4		Midget, MK11, 1300A A+ Series MG Metro	70.62 2.780	1.50 1.50 3.00	032 BF PC GI 126 RVT PC GI 054 FV CR 732 FV CR	4355 4355020 4355040 4355060	4	STD 0.50 1.00 1.50
1956-61	1489		1.5 L	4		A' Series Midget, Magnetite ZA, Mark III, MGA 1500	2 7/8	1/16 1/16 1/16 5/32	102 T PC GI 102 T PC GI 102 T PC GI 058 FV CR 732 FV CR	5897 5897020 5897030 5897040 5897060	4	STD 0.50 0.75 1.00 1.50
1975-79	1500		1.5 L	4		Midget Mark III	2.900	1/16 1/16 5/32	102 T PC GI 401 SCRPP PC GI 058 FV CR 732 FV CR	6840 6840010 6840020 6840030 6840040 6840060	4	STD 0.25 0.50 0.75 1.00 1.50
				4					362 BF 3CR GI 401 SCRPP PC GI 058 FV CR 732 FV CR	2C6840 2C6840020 2C6840030 2C6840040	4	STD 0.50 0.75 1.00
1963-71	1798		1.8 L	4		MGB Series, High Comp. 4 Ring Piston	3.160	1/16 1/16 1/16 5/32	102 T PC GI 102 T PC GI 102 T PC GI 056 FV CR 732 FV CR	6738 6738030	4	STD 0.75
1971-81	1798		1.8 L	4		MG, MGB, MGB/GT 18V Hepolite Piston 3 Ring Piston	3.160	1/16 1/16 5/32	102 T PC GI 102 T PC GI 056 FV CR 732 FV CR	9526 9526030	4	STD 0.75

YEAR	CC	CID	LITER	CYL	ENGINE	MODEL	BORE	GRV	RING TYPE	HAST SET Set #	CYL SET	SIZE
MASSEY-FERGUSON-Balers, Reapers & Threshers (Listed by Cylinder Diameter)												
				4	VF4	Wis. No.1 Late S.P. Baler	3 1/4	3/32 3/32 3/32 3/16	032 BF PC GI 126 RVT PC GI 126 RVT PC GI 860 FV CR 732 FV CR 362 BF 3CR GI 126 RVT PC GI 126 RVT PC GI 860 FV CR 732 FV CR	4215 4215020 4215040 2C4215	4 4	STD 0.50 1.00 STD
				6		21, 21A , T112	3 1/4	1/8 1/8 1/8 3/16	032 BF PC GI 126 RVT PC GI 126 RVT PC GI 860 FV CR 732 FV CR 362 BF 3CR GI 126 RVT PC GI 126 RVT PC GI 860 FV CR 732 FV CR	4072 4072020 4072060 2C4072	6 6	STD 0.50 1.50 STD
				6		21, 21A Piston #954800	3 1/4	3/32 3/32 5/32 5/32	032 BF PC GI 126 RVT PC GI 860 FV CR 732 FV CR 501 1PCO PC GI 362 BF 3CR GI 126 RVT PC GI 860 FV CR 732 FV CR 501 1PCO PC GI	144 144040 144060 2C144	6 6	STD 1.00 1.50 STD
				6		120 20, 21, 21A Piston #974084	3 3/8	3/32 3/32 5/32 5/32	362 BF 3CR GI 102 T PC GI 860 FV CR 732 FV CR 501 1PCO PC GI	2C438 2C438020 2C438030	6	STD 0.50 0.75
				6		201 Repl. Eng. 27	3 7/16	3/32 3/32 5/32 5/32	032 BF PC GI 126 RVT PC GI 860 FV CR 732 FV CR 501 1PCO PC GI 362 BF 3CR GI 126 RVT PC GI 860 FV CR 732 FV CR 501 1PCO PC GI	445 2C445	6 6	STD STD
MASSEY-FERGUSON-Combines (Listed by Cylinder Diameter)												
				4	FC	WAUKESHA Eng. 15, 17	3 1/4	1/8 1/8 3/16	032 BF PC GI 126 RVT PC GI 860 FV CR 732 FV CR 362 BF 3CR GI 126 RVT PC GI 860 FV CR 732 FV CR	5060 5060020 5060030 5060060 2C5060	4 4	STD 0.50 0.75 1.50 STD
				4	VF4	Wis. 50 P.T. Swather	3 1/4	3/32 3/32 3/32 3/16	032 BF PC GI 126 RVT PC GI 126 RVT PC GI 860 FV CR 732 FV CR 362 BF 3CR GI 126 RVT PC GI 126 RVT PC GI 860 FV CR 732 FV CR	4215 4215020 4215040 2C4215	4 4	STD 0.50 1.00 STD

YEAR	CC	CID	LITER	CYL	ENGINE	MODEL	BORE	GRV	RING TYPE	HAST SET Set #	CYL SET	SIZE
MASSEY-FERGUSON-Combines (Listed by Cylinder Diameter)												
				6		30 Eng. Chry. Ind. 72, 82 Cont. Eng. 82, 92	3 1/4	3/32 3/32 5/32 5/32	032 BF PC GI 126 RVT PC GI 860 FV CR 732 FV CR 501 1PCO PC GI 362 BF 3CR GI 126 RVT PC GI 860 FV CR 732 FV CR 501 1PCO PC GI	144 144040 144060 2C144	6 6	STD 1.00 1.50 STD
	2786	170	2.8 L	6		Chry. Ind. MF205 H225 Gas Chry. Ind. MF300	3.400	5/64 5/64 3/16	032 BF PC GI 126 RVT PC GI 860 FV CR 732 FV CR 362 BF 3CR GI 126 RVT PC GI 860 FV CR 732 FV CR 327 BF PM GI 126 RVT PC GI 860 FV CR 732 FV CR	687 687020 687030 687040 687060 2C687 2C687020 2C687030 2C687040 2C687060 2M687 2M687030 2M687040 2M687060	6 6 6	STD 0.50 0.75 1.00 1.50 STD 0.50 0.75 1.00 1.50 STD 0.75 1.00 1.50
	4343	265	4.3 L	6		Chry. Ind. 92, Super 92	3 7/16	3/32 3/32 5/32 5/32	032 BF PC GI 126 RVT PC GI 860 FV CR 732 FV CR 501 1PCO PC GI 362 BF 3CR GI 126 RVT PC GI 860 FV CR 732 FV CR 501 1PCO PC GI	445 2C445	6 6	STD STD
				4	AD4.203	Perkins MF300 For Late Piston Diesel Eng Chrome Slv use 7140 only	3.601	3/32 3/32 1/8 1/4 1/4	103 T PC DI 103 T PC DI 103 T PC DI 502 1PCO PC DI 502 1PCO PC DI	7140	1	STD
				6		14 Diesel Eng	3 3/4	1/8 1/8 1/8 3/16	362 BF 3CR GI 126 RVT PC GI 126 RVT PC GI 860 FV CR 732 FV CR	2C5028	6	STD
	4785	292	4.8 L	6		Chev. 410	3 7/8	3/32 3/32 3/16	032 BF PC GI 126 RVT PC GI 860 FV CR 732 FV CR 362 BF 3CR GI 126 RVT PC GI 860 FV CR 732 FV CR 327 BF PM GI 126 RVT PC GI 860 FV CR 732 FV CR	668 668010 668020 668030 668040 668060 668080 2C668 2C668010 2C668020 2C668030 2C668040 2C668060 2C668080 2M668 2M668010 2M668020 2M668030 2M668040 2M668060 2M668080	6 6 6	STD 0.25 0.50 0.75 1.00 1.50 2.00 STD 0.25 0.50 0.75 1.00 1.50 2.00 STD 0.25 0.50 0.75 1.00 1.50 2.00

YEAR	CC	CID	LITER	CYL	ENGINE	MODEL	BORE	GRV	RING TYPE	HAST SET Set #	CYL SET	SIZE
MASSEY-FERGUSON-Combines (Listed by Cylinder Diameter)												
				4		11, 12	4.000	1/8 1/8 1/8 3/16	362 BF 3CR GI 126 RVT PC GI 126 RVT PC GI 860 FV CR 732 FV CR	2C702	4	STD
	5359	327	5.4 L	8		Chev. 510	4.000	5/64 5/64 3/16	032 BF PC GI 126 RVT PC GI 860 FV CR 732 FV CR	139 139010 139020 139030 139040 139060 139070 139080 139100	8	STD 0.25 0.50 0.75 1.00 1.50 1.75 2.00 2.50
									362 BF 3CR GI 126 RVT PC GI 860 FV CR 732 FV CR	2C139 2C139010 2C139020 2C139030 2C139040 2C139060 2C139070 2C139080	8	STD 0.25 0.50 0.75 1.00 1.50 1.75 2.00
									397 BF PM S 126 RVT PC GI 860 FV CR 732 FV CR	2M139 2M139005 2M139010 2M139020 2M139030 2M139040 2M139060 2M139070 2M139080 2M139100	8	STD 0.13 0.25 0.50 0.75 1.00 1.50 1.75 2.00 2.50
MASSEY-FERGUSON- Tractors (Listed by Cylinder Diameter)												
				4	N62 Continental Eng.	Pony	2 3/8	3/32 3/32 3/16	032 BF PC GI 126 RVT PC GI 870 FV CR 732 FV CR	5671	4	STD
									362 BF 3CR GI 126 RVT PC GI 870 FV CR 732 FV CR	2C5671 2C5671030	4	STD 0.75
				4	F124 Continental Eng.	20, 21 Colt, Cont. 81	3.000	1/8 1/8 1/8 1/4	032 BF PC GI 126 RVT PC GI 126 RVT PC GI 860 FV CR 732 FV CR	727	4	STD
									362 BF 3CR GI 126 RVT PC GI 126 RVT PC GI 860 FV CR 732 FV CR	2C727	4	STD
				6	D504-6	101S Tractor	3 1/4	1/8 1/8 1/8 3/16	032 BF PC GI 126 RVT PC GI 126 RVT PC GI 860 FV CR 732 FV CR	4072 4072020 4072060	6	STD 0.50 1.50
									362 BF 3CR GI 126 RVT PC GI 126 RVT PC GI 860 FV CR 732 FV CR	2C4072	6	STD

YEAR	CC	CID	LITER	CYL	ENGINE	MODEL	BORE	GRV	RING TYPE	HAST SET	CYL SET	SIZE
												
MASSEY-FERGUSON- Tractors (Listed by Cylinder Diameter)												
				6	S137 Repl.	101 Super	3 1/4	3/32 3/32 5/32 5/32	032 BF PC GI 126 RVT PC GI 860 FV CR 732 FV CR 501 1PCO PC GI 362 BF 3CR GI 126 RVT PC GI 860 FV CR 732 FV CR 501 1PCO PC GI	144 144040 144060 2C144	6 6	STD 1.00 1.50 STD
				4	Z129 Continental Eng.	TO30	3 1/4	1/8 1/8 1/8 3/16	362 BF 3CR GI 126 RVT PC GI 126 RVT PC GI 860 FV CR 732 FV CR	2C7789	4	STD
				4	Z134 Continental Eng. Sleeved Eng.	F40, 50, MF35, 50, 202, 204, 2135, 2200, MH50, TO35	3 5/16	1/8 1/8 1/8 3/16	362 BF 3CR GI 126 RVT PC GI 126 RVT PC GI 860 FV CR 732 FV CR	2C7578	4	STD
				4	Z145 Continental Eng.	MF135G, MF150G	3 3/8	1/8 1/8 1/8 3/16	362 BF 3CR GI 126 RVT PC GI 126 RVT PC GI 860 FV CR 732 FV CR	2C7762	4	STD
				4	AG4-212	Perkins MF30G, MF165G	3.877	3/32 3/32 3/32 1/4	362 BF 3CR GI 126 RVT PC GI 126 RVT PC GI 871 FV CR 732 FV CR	2C7243	4	STD
				4		15-22, GI, GP	4.000	1/8 1/8 1/8 3/16	362 BF 3CR GI 126 RVT PC GI 126 RVT PC GI 860 FV CR 732 FV CR	2C702	4	STD
				4	Sleeved Eng.	44 Series Gas, Dist. & Diesel Eng w/Superior A1065 Piston	4.000	3/32 3/32 3/32 1/4	363 BF CR GI 126 RVT PC GI 126 RVT PC GI 860 FV CR 732 FV CR	2C7795	4	STD
MASSEY-FERGUSON- Increased Bore Sleeve (Listed by Cylinder Diameter)												
				4		Models TE20, TO20+ G13G13824:G13887 McQuay Norris Kit #SA186 Sealed Power Kit #SL1881 Allied Slv Kit #WSA312 Ertel Slv Kit #SA213 Permite Slv Kit #CDA178 Thompson Slv Kit #SA169 White Machine #G219HCH	3 1/4	3/32 3/32 5/32 5/32	032 BF PC GI 126 RVT PC GI 860 FV CR 732 FV CR 501 1PCO PC GI 362 BF 3CR GI 126 RVT PC GI 860 FV CR 732 FV CR 501 1PCO PC GI	7582 2C7582	4 4	STD STD
				4		Models TE20, TO20 McQuay Norris Kit #SA186 Sealed Power Kit #SL1881 Allied Slv Kit #WSA312 Ertel Slv Kit #SA213 Permite Slv Kit #CDA178 Thompson Slv Kit #SA169 White Machine #G219HCH	3 5/16	3/32 3/32 5/32 5/32	032 BF PC GI 126 RVT PC GI 860 FV CR 732 FV CR 501 1PCO PC GI	7537	4	STD
				4		Continental Z129, Z134 Eng. O Conversion; Continental TO30, Z134 Eng. Overbore Conversion MH50, to 35 Allied Slv Kit #WSA313 Perfect Circle #WSA313	3 3/8	3/32 1/8 1/8 1/4	362 BF 3CR GI 126 RVT PC GI 126 RVT PC GI 860 FV CR 732 FV CR	2C7207	4	STD














YEAR	CC	CID	LITER	CYL	ENGINE	MODEL	BORE	GRV	RING TYPE	HAST SET Set #	CYL SET	SIZE
MASSEY-FERGUSON- Increased Bore Sleeve (Listed by Cylinder Diameter)												
				4		Continental Z129, Z134 Engs Ertel Slv Kit #SA214 White Machine #G243HCH Genuine Parts #S105, SA327 McQuay Norris Kit #SA201 M & W Slv Kit #SP23 Sealed Power Kit #SL1762 Thompson Slv Kit #SA185	3 3/8	1/8 1/8 1/8 3/16	362 BF 3CR GI 126 RVT PC GI 126 RVT PC GI 860 FV CR 732 FV CR	2C7762	4	STD
				4		Continental Z129, Z134 Engs Ertel Slv Kit #SA214 White Machine #G243HCH Genuine Parts #S105, SA327 McQuay Norris Kit #SA201 M & W Slv Kit #SP23 Sealed Power Kit #SL1762 Thompson Slv Kit #SA185	3 3/8	3/32 3/32 3/32 3/16	362 BF 3CR GI 126 RVT PC GI 126 RVT PC GI 860 FV CR 732 FV CR	2C7671	4	STD
				4		Continental H260 Eng. M & W Slv Kit #SP11 Allied Slv Kit #WSA327 Genuine Parts #S147, S148 McQuay Norris Kit #SA194 Permite Slv Kit #CSA237 Sealed Power Kit #SL1774 Thompson Slv Kit #SA177 White Machine #G208RHCH Piston A 1065	4.000	3/32 3/32 1/8 1/4	363 BF CR GI 126 RVT PC GI 126 RVT PC GI 860 FV CR 732 FV CR	2C7997	4	STD
				4		Continental H260 Eng. M & W Slv Kit #SP11 Allied Slv Kit #WSA327 Genuine Parts #S147, S148 McQuay Norris Kit #SA194 Permite Slv Kit #CSA237 Sealed Power Kit #SL1774 Thompson Slv Kit #SA177 White Machine #G208RHCH Piston A 1065	4.000	3/32 3/32 3/32 1/4	363 BF CR GI 126 RVT PC GI 126 RVT PC GI 860 FV CR 732 FV CR	2C7795	4	STD
MAZDA												
1968-74	1000		1.0 L	4	PB		68.00 2.677	2.00 2.00 4.00	032 BF PC GI 401 SCRPP PC GI 058 FV CR 732 FV CR	4277	4	STD
2007-On	1240		1.2 L	4	CR12DE	Familia	71.50 2.815	1.20 1.20 2.00	398 BF CR S 126 RVT PC GI 990 FV CR 732 FV CR	2C4089 2C408950	4	STD 0.50
1996-03	1242		1.2 L	4	DHF, DHG	121 III	71.90 2.819	1.20 1.50 2.50	398 BF CR S 435 SCRPP PC GI 989 FV CR 732 FV CR	2C5637	4	STD
1968-76	1169		1.2 L	4	TB	200	70.00 2.756	2.00 2.00 4.00	362 BF 3CR GI 401 SCRPP PC GI 058 FV CR 732 FV CR	2C6880	4	STD
1970-78	1200 1300		1.2 L 1.3 L	4 4	Vin T	1300 Mini Mizer; 818	73.00 2.874	2.00 2.00 4.00	032 BF PC GI 401 SCRPP PC GI 058 FV CR 732 FV CR	6714 6714020 6714030 6714040 6714060	4	STD 0.50 0.75 1.00 1.50
									362 BF 3CR GI 401 SCRPP PC GI 058 FV CR 732 FV CR	2C6714 2C6714020 2C6714030 2C6714040 2C6714060	4	STD 0.50 0.75 1.00 1.50

YEAR	CC	CID	LITER	CYL	ENGINE	MODEL	BORE	GRV	RING TYPE	HAST SET Set #	CYL SET	SIZE
MAZDA												
1970-84	1272		1.3 L	4	TC	Familia/Familia Presto/Mazda 1300	73.00 2.874	1.50 1.50 4.00	032 BF PC GI 126 RVT PC GI 058 FV CR 732 FV CR 362 BF 3CR GI 126 RVT PC GI 058 FV CR 732 FV CR	4347 4347020 4347030 4347040 4347060 2C4347 2C4347010 2C4347020 2C4347030 2C4347040 2C4347060	4 4	STD 0.50 0.75 1.00 1.50 STD 0.25 0.50 0.75 1.00 1.50
1981-86 1980-86	1296 1490		1.3 L 1.5 L	4	E3, Gasoline E5	Familia, GLC GLC	77.00 3.031	1.20 1.50 4.00	398 BF CR S 401 SCRPP PC GI 058 FV CR 732 FV CR	2C6154 2C6154010 2C6154020 2C6154030 2C6154040 2C6154060	4	STD 0.25 0.50 0.75 1.00 1.50
1988-99	1323		1.3 L	4	B3 SOHC	Familia, Demio	71.00 2.795	1.20 1.50 3.00	398 BF CR S 126 RVT PC GI 054 FV CR 732 FV CR	2C4451 2C4451010 2C4451020 2C4451030 2C4451040 2C4451060	4	STD 0.25 0.50 0.75 1.00 1.50
1996-03	1299		1.3 L	4	J4R, J4T JJA, JJK, JJM	121 III 1.3	74.00 2.913	1.50 1.75 3.00	032 BF PC GI 401 SCRPP PC GI 054 FV CR 732 FV CR 362 BF 3CR GI 401 SCRPP PC GI 054 FV CR 732 FV CR	4988 4988020 4988040 2C4988 2C4988010 2C4988020 2C4988030 2C4988040	4 4	STD 0.50 1.00 STD 0.25 0.50 0.75 1.00
2003-07	1399		1.4 L	4	F6JA, F6JB	2 1.4 CD Turbo Diesel	73.70 2.902	2.50 1.95 2.50	213 FKST CC DI 209 RVT PC DI 248 CF CR 881 2PCO	2D7270 2D727025 2D727050	1	STD 0.25 0.50
1978-80	1415		1.4 L	4	UC	GLC	77.00 3.031	1.50 1.50 4.00	032 BF PC GI 401 SCRPP PC GI 058 FV CR 732 FV CR 363 BF CR GI 401 SCRPP PC GI 058 FV CR 732 FV CR	6134 6134010 6134020 6134024 6134030 6134032 6134040 6134060 2C6134 2C6134010 2C6134020 2C6134030 2C6134040	4 4	STD 0.25 0.50 0.60 0.75 0.80 1.00 1.50 STD 0.25 0.50 0.75 1.00
1971-On	1484		1.5 L	4	UA		75.00 2.953	2.00 2.00 4.00	032 BF PC GI 401 SCRPP PC GI 056 FV CR 732 FV CR 362 BF 3CR GI 401 SCRPP PC GI 056 FV CR 732 FV CR	6813 6813020 6813030 6813040 6813060 2C6813 2C6813010 2C6813020 2C6813030 2C6813040 2C6813060	4 4	STD 0.50 0.75 1.00 1.50 STD 0.25 0.50 0.75 1.00 1.50 1.60














YEAR	CC	CID	LITER	CYL	ENGINE	MODEL	BORE	GRV	RING TYPE	HAST SET Set #	CYL SET	SIZE
MAZDA												
1971-On	1484		1.5 L	4	UA	Shallow Oil Ring Grv.	75.00 2.953	2.00 2.00 4.00	032 BF PC GI 401 SCRPP PC GI 856 FV CR 732 FV CR 362 BF 3CR GI 401 SCRPP PC GI 856 FV CR 732 FV CR	6818 6818020 6818030 6818040 6818060 2C6818 2C6818010 2C6818020 2C6818030 2C6818040 2C6818060	4 4	STD 0.50 0.75 1.00 1.50 STD 0.25 0.50 0.75 1.00 1.50
1995-98	1498		1.5 L	4	Z5	Protege	75.30 2.964	1.00 1.20 2.50	398 BF CR S 126 RVT PC GI 995 FV CR 732 FV CR	2C4919 2C4919020 2C4919030 2C4919040	4	STD 0.50 0.75 1.00
1981-85	1490		1.5 L	4	E3, E5	GLC, 1500 After Jan 82	77.00 3.031	1.50 2.00 4.00	032 BF PC GI 435 SCRPP PC GI 058 FV CR 732 FV CR 363 BF CR GI 435 SCRPP PC GI 058 FV CR 732 FV CR 322 BF GN SS 435 SCRPP PC GI 058 FV CR 732 FV CR	6175 6175010 6175020 6175030 6175040 6175060 2C6175 2C6175010 2C6175020 2C6175030 2C6175040 2C6175060	4 4	STD 0.25 0.50 0.75 1.00 1.50 STD 0.25 0.50 0.75 1.00 1.50
1966-73	1490		1.5 L	4	UB SOHC	Mazda Luce 1500 Capella	78.00 3.071	2.00 2.00 4.00	032 BF PC GI 126 RVT PC GI 056 FV CR 732 FV CR 362 BF 3CR GI 126 RVT PC GI 056 FV CR 732 FV CR	4381 4381040 2C4381 2C4381020 2C4381040	4 4	STD 1.00 STD 0.50 1.00
1972-77 1988-95 1972-78	1586 1597 1797		1.6 L 1.6 L 1.8 L	4 4 4	NA B6, B6-ME, B6-ZE VB	B1600 323, Miata 618, B1800	78.00 3.071	1.50 1.50 4.00	032 BF PC GI 126 RVT PC GI 058 FV CR 732 FV CR 362 BF 3CR GI 126 RVT PC GI 058 FV CR 732 FV CR 327 BF PM GI 126 RVT PC GI 058 FV CR 732 FV CR	4265 4265010 4265020 4265030 4265040 4265060 2C4265 2C4265010 2C4265020 2C4265030 2C4265040 2C4265060	4 4	STD 0.25 0.50 0.75 1.00 1.50 STD 0.25 0.50 0.75 1.00 1.50

YEAR	CC	CID	LITER	CYL	ENGINE	MODEL	BORE	GRV	RING TYPE	HAST SET Set #	CYL SET	SIZE
MAZDA												
	1587		1.6 L	4		626 EXPORT ONLY	81.00 3.189	1.50 1.50 4.00	032 BF PC GI 126 RVT PC GI 056 FV CR 732 FV CR 363 BF CR GI 126 RVT PC GI 056 FV CR 732 FV CR	4665 4665020 4665030 4665040 4665060 2C4665 2C4665020 2C4665030	4 4	STD 0.50 0.75 1.00 1.50 STD 0.50 0.75
1983-93	1597		1.6 L	4	F6	323, B1600 Shallow Oil Grv.	81.00 3.189	1.50 1.50 4.00	363 BF CR GI 126 RVT PC GI 058 FV CR 732 FV CR	2C4867 2C4867020 2C4867040	4	STD 0.50 1.00
1999-On	1597		1.6 L	4	ZL DOHC	16 Valve, Protege	78.00 3.071	1.20 1.50 3.00	398 BF CR S 126 RVT PC GI 054 FV CR 732 FV CR	2C5115 2C5115010 2C5115020 2C5115030 2C5115040	4	STD 0.25 0.50 0.75 1.00
1990-94	1597		1.6 L	4	B6Y2	MX-3	78.00 3.071	1.50 1.50 3.00	032 BF PC GI 126 RVT PC GI 054 FV CR 732 FV CR 362 BF 3CR GI 126 RVT PC GI 054 FV CR 732 FV CR	4737 4737010 4737020 4737030 4737040 2C4737 2C4737010 2C4737020 2C4737030 2C4737040 2C4737060	4 4	STD 0.25 0.50 0.75 1.00 STD 0.25 0.50 0.75 1.00 1.50
1996-03	1753		1.8 L	4	RTJ, RTK SOHC	Mazda 121 III Diesel Eng	82.50 3.248	2.00 2.00 3.00	217 BF CR DI 218 TF PC DI 204 CF CR DI 881 2PCO	2C7538	1	STD
1973-84 1977-85	1769 1970		1.8 L 2.0 L	4 4	VC MA	B1800, Cosmo, Luce B2000, Cosmo, Luce	80.00 3.150	2.00 2.00 4.00	032 BF PC GI 401 SCRPP PC GI 056 FV CR 732 FV CR 362 BF 3CR GI 401 SCRPP PC GI 056 FV CR 732 FV CR	6761 6761020 6761030 6761040 6761060 2C6761 2C6761020 2C6761030 2C6761040	4 4	STD 0.50 0.75 1.00 1.50 STD 0.50 0.75 1.00
1968-79	1796		1.8 L	4	VB OHC-4	Luce, B1800	78.00 3.071	1.20 1.50 4.00	398 BF CR S 126 RVT PC GI 058 FV CR 732 FV CR	2C4237 2C4237010 2C4237020 2C4237030 2C4237040 2C4237060	4	STD 0.25 0.50 0.75 1.00 1.50
1993-03 1993-06	1839 1991		1.8 L 2.0 L	4	FP FS DOHC	323 Astina, 626, Capella, Protege 626, MX-6, Protege	83.00 3.268	1.20 1.50 3.00	398 BF CR S 126 RVT PC GI 997 FV CR 732 FV CR	2C4771 2C4771010 2C4771020 2C4771030 2C4771040	4	STD 0.25 0.50 0.75 1.00













YEAR	CC	CID	LITER	CYL	ENGINE	MODEL	BORE	GRV	RING TYPE	HAST SET Set #	CYL SET	SIZE
MAZDA												
1990-05	1839		1.8 L	4	BP, BP01, BP05-VE Vin. 6, P DOHC, SOHC	323, Protégé Incl. Turbo	83.00 3.268	1.50 1.50 3.00	032 BF PC GI 126 RVT PC GI 054 FV CR 732 FV CR 376 BF CR DI 126 RVT PC GI 054 FV CR 732 FV CR 326 TBF GN SS 435 SCRIP PC GI 987 FV GN SS 714 GN SS	4651 4651010 4651020 4651040 2C4651 2C4651010 2C4651020 2C4651030 2C4651040 2C4651060 2N4651	4 4 4	STD 0.25 0.50 1.00 STD 0.25 0.50 0.75 1.00 1.50 STD
	1839		1.8 L	4		323 Race	83.00 3.268	1.50 1.50 3.00	032 BF PC GI 126 RVT PC GI 054 FV CR 732 FV CR 376 BF CR DI 126 RVT PC GI 054 FV CR 732 FV CR	5573 5573020 2C5573 2C5573010 2C5573020 2C5573030 2C5573040 2C5573060	4 4	STD 0.50 STD 0.25 0.50 0.75 1.00 1.50
1992-97	1845		1.8 L	6	K8	MX-3	75.00 2.953	1.50 1.50 3.00	032 BF PC GI 126 RVT PC GI 996 FV CR 732 FV CR 363 BF CR GI 126 RVT PC GI 996 FV CR 732 FV CR	4772 4772010 4772020 4772030 4772040 2C4772 2C4772020 2C4772030 2C4772040	6 6	STD 0.25 0.50 0.75 1.00 STD 0.50 0.75 1.00
1987-92 1984-06 1988-93	1789 1998 2184		1.8 L 2.0 L 2.2 L	4	F8 FE F2, F2L1	626 626, 929, B-Serie, E2000 626	86.00 3.386	1.50 1.50 4.00	032 BF PC GI 435 SCRIP PC GI 058 FV CR 732 FV CR 362 BF 3CR GI 435 SCRIP PC GI 058 FV CR 732 FV CR 335 T PM DI 435 SCRIP PC GI 058 FV CR 732 FV CR	5664 5664020 5664030 5664040 5664060 2C5664 2C5664010 2C5664020 2C5664030 2C5664040 2C5664060 2M5664 2M5664010 2M5664020 2M5664030 2M5664040 2M5664060	4 4 4	STD 0.50 0.75 1.00 1.50 STD 0.25 0.50 0.75 1.00 1.50 STD 0.25 0.50 0.75 1.00 1.50
1979-82	1970		2.0 L	4		626 8V L4	80.00 3.150	1.20 1.50 4.00	398 BF CR S 126 RVT PC GI 056 FV CR 732 FV CR	2C6141 2C6141010 2C6141020 2C6141030 2C6141040 2C6141060	4	STD 0.25 0.50 0.75 1.00 1.50














YEAR	CC	CID	LITER	CYL	ENGINE	MODEL	BORE	GRV	RING TYPE	HAST SET	CYL SET	SIZE
												
MAZDA												
1982-84	1970		2.0 L	4		626 8V L4	80.00 3.150	1.50 2.00 4.00	032 BF PC GI 126 RVT PC GI 058 FV CR 732 FV CR 362 BF 3CR GI 126 RVT PC GI 058 FV CR 732 FV CR	6155 6155010 6155020 6155030 6155040 2C6155 2C6155010 2C6155020 2C6155030 2C6155040 2C6155060	4 4	STD 0.25 0.50 0.75 1.00 STD 0.25 0.50 0.75 1.00 1.50
	1985		2.0 L	4	VA	Forklift	82.00 3.228	2.00 2.00 4.50	032 BF PC GI 126 RVT PC GI 870 FV CR 732 FV CR	4630	4	STD
1993-03	1991		2.0 L	4	FS , FP DOHC	MX6, 626	83.00 3.268	1.20 1.50 3.00	398 BF CR S 126 RVT PC GI 054 FV CR 732 FV CR	2C4749 2C4749010 2C4749020 2C4749030 2C4749040	4	STD 0.25 0.50 0.75 1.00
1991-03	1995		2.0 L	6	KF DOHC	Mx-6, 323f Zxi, 626 LX	78.00 3.071	1.50 1.50 3.00	032 BF PC GI 126 RVT PC GI 996 FV CR 732 FV CR 363 BF CR GI 126 RVT PC GI 996 FV CR 732 FV CR	5289 5289020 5289040 2C5289 2C5289020 2C5289040	6 6	STD 0.50 1.00 STD 0.50 1.00
2004-15 2002-10	1998 2260		2.0 L 2.3 L	4 4	LF-DE, L3-VE L3-VE, L3-NS, L3-DE DOHC	Mazda 3, 6, MX5 Mazda 3/6	87.50 3.445	1.20 1.20 2.50	398 BF CR S 126 RVT PC GI 995 FV CR 732 FV CR 326 TBF GN SS 126 RVT PC GI 987 FV GN SS 714 GN SS 714 GN SS	2C5158 2C5158010 2C5158020 2C5158030 2C5158040 2N5158 2N515850	4 4	STD 0.25 0.50 0.75 1.00 STD 0.50
1992-97 1984-99	1998 2184		2.0 L 2.2 L	4	RF55 R2	626 B Serie, E Serie, Spectron Diesel Eng	86.00 3.386	2.00 2.00 4.00	336 T PM DI 435 SCRPP PC GI 553 CF CR GI 881 2PCO	2D4210	4	STD
1983-97	1998		2.0 L	4	RF, RF46 RF83	626,Spectron Diesel Eng	86.00 3.386	2.00 2.00 3.00	335 T PM DI 435 SCRPP PC GI 553 CF CR GI 881 2PCO	2D4989 2D498950	4	STD 0.50
1995-02	2255		2.3 L	6	KJ	Millenia	80.30 3.161	1.50 1.50 3.00	032 BF PC GI 401 SCRPP PC GI 054 FV CR 005 FV CR 363 BF CR GI 401 SCRPP PC GI 054 FV CR 005 FV CR	4918 4918020 4918030 4918040 2C4918 2C4918020 2C4918030 2C4918040	6 6	STD 0.50 0.75 1.00 STD 0.50 0.75 1.00
2006-12	2261		2.3 L	4	L3-VDT DOHC	Mazda 3, 6, CX7 MZR 16V Duatac 23 w/Turbo	87.50 3.445	1.50 1.50 2.00	397 BF PM S 126 RVT PC GI 993 FV CR 005 FV CR	2M5168 2M5168020 2M5168030 2M5168040	4	STD 0.50 0.75 1.00

YEAR	CC	CID	LITER	CYL	ENGINE	MODEL	BORE	GRV	RING TYPE	HAST SET Set #	CYL SET	SIZE
MAZDA												
1994-97	2300		2.3 L	4		B2300 Pickup	96.00 3.779	1.50 1.50 4.00	032 BF PC GI 126 RVT PC GI 870 FV CR 732 FV CR 362 BF 3CR GI 126 RVT PC GI 870 FV CR 732 FV CR 327 BF PM GI 126 RVT PC GI 870 FV CR 732 FV CR	5761 5761020 5761030 5761040 5761060 2C5761 2C5761020 2C5761030 2C5761040 2C5761060 2M5761 2M5761020 2M5761030 2M5761040 2M5761060	4 4 4	STD 0.50 0.75 1.00 1.50 STD 0.50 0.75 1.00 1.50 STD 0.50 0.75 1.00 1.50
1999-02	2495		2.5 L	6	GY-DE	MPV II	81.60 3.212	1.20 1.50 3.00	398 BF CR S 126 RVT PC GI 054 FV CR 732 FV CR	2C5160 2C5160020 2C5160030 2C5160040	6	STD 0.50 0.75 1.00
2006-15	2499		2.5 L	4	WL, WLAA	B Serie, BT-50 Diesel Eng	93.00 3.661	2.00 1.50 2.00	326 TBF GN SS 236 TF CR DI 203 CF GN SS 881 2PCO	2D7277	4	STD
1993-02	2497		2.5 L	6	KL	626, MX-6, Millenia	84.50 3.327	1.50 1.50 3.00	032 BF PC GI 126 RVT PC GI 054 FV CR 732 FV CR 362 BF 3CR GI 126 RVT PC GI 054 FV CR 732 FV CR	4750 4750020 4750030 4750040 2C4750 2C4750020 2C4750030 2C4750040	6 6	STD 0.50 0.75 1.00 STD 0.50 0.75 1.00
1998-01	2507		2.5 L	4		B2500 SOHC	96.00 3.779	1.50 1.50 3.00	032 BF PC GI 126 RVT PC GI 054 FV CR 732 FV CR 362 BF 3CR GI 126 RVT PC GI 054 FV CR 732 FV CR	4912 4912020 4912030 4912040 4912060 2C4912 2C4912020 2C4912030 2C4912040 2C4912060	4 4	STD 0.50 0.75 1.00 1.50 STD 0.50 0.75 1.00 1.50
1987-88	2555		2.6 L	4	M1 CARB	B2600 Pickup	91.10 3.587	1.50 1.50 4.00	032 BF PC GI 126 RVT PC GI 056 FV CR 732 FV CR 363 BF CR GI 126 RVT PC GI 056 FV CR 732 FV CR	5667 5667010 5667020 5667030 5667040 5667060 2C5667 2C5667010 2C5667020 2C5667030 2C5667040 2C5667060	4 4	STD 0.25 0.50 0.75 1.00 1.50 STD 0.25 0.50 0.75 1.00 1.50

YEAR	CC	CID	LITER	CYL	ENGINE	MODEL	BORE	GRV	RING TYPE	HAST SET	CYL SET	SIZE
												
MAZDA												
1989-94	2605		2.6 L	4	G6	B2600i, MPV Truck	92.00 3.622	1.50 1.50 4.00	032 BF PC GI 401 SCRPP PC GI 870 FV CR 732 FV CR 363 BF CR GI 401 SCRPP PC GI 870 FV CR 732 FV CR 335 T PM DI 401 SCRPP PC GI 870 FV CR 732 FV CR	4216 4216010 4216020 4216030 4216040 4216060 2C4216 2C4216010 2C4216020 2C4216030 2C4216040 2M4216 2M4216010 2M4216020 2M4216030 2M4216040 2M4216060	4 4 4	STD 0.25 0.50 0.75 1.00 1.50 STD 0.25 0.50 0.75 1.00 STD 0.25 0.50 0.75 1.00 1.50
1988-97	2954		3.0 L	6	JE	929, MPV	90.00 3.543	1.50 1.50 4.00	363 BF CR GI 126 RVT PC GI 056 FV CR 732 FV CR 335 T PM DI 126 RVT PC GI 056 FV CR 732 FV CR	2C4679 2C4679020 2C4679030 2C4679040 2M4679 2M4679020 2M4679030	6 6	STD 0.50 0.75 1.00 STD 0.50 0.75
2001-08	2967		3.0 L	6	AJ-DE DOHC	Mazda 6, MPV	89.00 3.504	1.20 1.50 2.50	398 BF CR S 126 RVT PC GI 872 FV CR 005 FV CR	2C5077 2C5077010 2C5077020 2C5077030 2C5077040	6	STD 0.25 0.50 0.75 1.00
1994-07	2986	182	3.0 L	6	VULCAN Vin. U, V DOHC	B3000 Pickup	89.00 3.504	1.50 1.50 4.00	032 BF PC GI 126 RVT PC GI 052 FV CR 005 FV CR 363 BF CR GI 126 RVT PC GI 052 FV CR 005 FV CR 327 BF PM GI 126 RVT PC GI 052 FV CR 005 FV CR	5762 5762010 5762020 5762030 5762040 5762060 2C5762 2C5762010 2C5762020 2C5762030 2C5762040 2M5762 2M5762010 2M5762020 2M5762030 2M5762040	6 6 6	STD 0.25 0.50 0.75 1.00 1.50 STD 0.25 0.50 0.75 1.00 STD 0.25 0.50 0.75 1.00
	2977		3.0 L	4	HA	Titan E3000 WE, WOF1 Diesel Eng	95.00 3.740	2.38 2.38 4.75	363 BF CR GI 126 RVT PC GI 553 CF CR GI 881 2PCO	2D4379 2D437925 2D437950	4	STD 0.25 0.50
1991-07	4016		4.0 L	6	XS	Navajo, B4000 SOHC	100.40 3.953	1.60 1.75 3.50	032 BF PC GI 126 RVT PC GI 874 FV CR 732 FV CR 335 T PM DI 126 RVT PC GI 874 FV CR 732 FV CR	4627 4627020 4627030 4627040 4627060 2M4627 2M4627010 2M4627020 2M4627030 2M4627040 2M4627060	6 6	STD 0.50 0.75 1.00 1.50 STD 0.25 0.50 0.75 1.00 1.50
	4052		4.1 L	6	ZB	Forklift,	92.08 3.625	2.38 2.38 4.75	032 BF PC GI 126 RVT PC GI 860 FV CR 732 FV CR	563 563020 563030	6	STD 0.50 0.75

YEAR	CC	CID	LITER	CYL	ENGINE	MODEL	BORE	GRV	RING TYPE	HAST SET	CYL SET	SIZE
												
MERCEDES-BENZ (Listed by Cylinder Diameter)												
1998-On	599		0.6 L	3	M160 E6AL B03, M160 E6AL B04	Smart 600	63.50 2.500	1.20 1.50 2.50	398 BF CR S 126 RVT PC GI 995 FV CR 732 FV CR	2C7432 2C743225 2C743250	4	STD 0.25 0.50
2004-On	799		0.8 L	3	OM660.940 OM660.950	Diesel Eng.	65.50 2.579	1.50 1.50 2.50	201 BF GN SS 202 TTF PC DI 248 CF CR 881 2PCO	2D7448	1	STD
1997-04	1598		1.6 L	4	M 166.940, M 166.960 M 166.961	A-Class, Vaneo 1.6	80.00 3.150	1.20 1.75 3.00	322 BF GN SS 275 TF CR DI 996 FV CR 732 FV CR	2N4138	4	STD
1998-05	1689		1.7 L	4	OM668.942 OM668.941 OM668.940 OM668.914 DOHC	A-Class, Vaneo Diesel Eng.	80.00 3.150	2.00 2.00 3.00	212 TBF CC DI 209 RVT PC DI 204 CF CR DI 881 2PCO	2D7352	1	STD
1968-76	2292		2.3 L	6	M180.954	230.6	81.75 3.218	1.75 2.50 4.00	032 BF PC GI 401 SCRPP PC GI 860 FV CR 732 FV CR 363 BF CR GI 401 SCRPP PC GI 860 FV CR 732 FV CR	4544 2C4544	6 6	STD STD
2003-10	1796		1.8 L	4	M 271.942 (M271 DE18)	C Class, CLK	82.00 3.228	1.20 1.50 2.50	322 BF GN SS 126 RVT PC GI 987 FV GN SS 714 GN SS	2N4129	4	STD
1982-93	2599		2.6 L	6	M103.940, M103.941, M103.942 M103.943	Kombi Estate 260, S-Class 260 SE, 190	82.90 3.264	1.50 1.75 3.00	362 BF 3CR GI 126 RVT PC GI 054 FV CR 732 FV CR	2C5074 2C5074020	6	STD 0.50
2004-12 2004-12 2004-12	1498 1699 2034		1.5 L 1.7 L 2.0 L	4 4 4	M 266.920 M 266.940 M 266.960	A Class, B Class A Class, B Class A Class, B Class	83.00 3.268	1.20 1.75 2.00	322 BF GN SS 406 N PC DI 987 FV GN SS 714 GN SS	2N4055	4	STD
2004-12	1991		2.0 L	4	OM 639.939 Euro 4 OM 640.940 OM 640.941	A160, A180, A200, B180, B200 Diesel Eng	83.00 3.268	2.00 2.00 2.00	220 TBF PM DI 126 RVT PC GI 248 CF CR 881 2PCO	2M7382	1	STD
2006-14	2987		3.0 L	6	OM642	ML300, ML350, E320, E350, S320 Diesel Eng	83.00 3.268	2.00 2.00 2.00	240 FKST CC DI 126 RVT PC GI 248 CF CR 881 2PCO	2D7367	1	STD
2007-13	2143		2.1 L	4	OM651.911, OM651.912, OM651.913, OM651.916, OM651.921, OM651.924, OM651.925, OM651.930, OM651.940, OM651.955 OM651.956, OM651.957 OM651.960, OM651.961 OM651.980,	A-Class, B-Class, CLA, Viano, C-Class C,E-Class, GLK-Class, M-Class, S-Class, SLK Turbo Diesel	83.00 3.268	2.00 1.75 2.00	255 TBF CC DI 123 RVT PC DI 248 CF CR 881 2PCO	2D7440 2D744025 2D744050	4	STD 0.25 0.50
1997-03	2398		2.4 L	6	M 112.910, M 112.911	C Class, E Class	83.20 3.276	1.50 1.75 3.00	326 TBF GN SS 406 N PC DI 987 FV GN SS 714 GN SS	2N4187	6	STD
1993-00	1799		1.8 L	4	M 111, M 111.920, M 111.921	C 180, C Class	85.30 3.358	1.50 1.75 3.00	376 BF CR DI 406 N PC DI 553 CF CR GI 881 2PCO	2C4192 2C419225 2C419250	4	STD 0.25 0.50
1972-On	2746		2.7 L	6	M110.921, M110.922 M110.923, M110.924 M110.926, M110.981 M110.982, M110.983 M110.985, M110.986 M110.988, M110.989 M110.990	S-Class 280, Saloon 280	86.00 3.386	1.75 2.50 4.00	362 BF 3CR GI 401 SCRPP PC GI 056 FV CR 732 FV CR	2C4303 2C4303020	6	STD 0.50














YEAR	CC	CID	LITER	CYL	ENGINE	MODEL	BORE	GRV	RING TYPE	HAST SET	CYL SET	SIZE
												
MERCEDES-BENZ (Listed by Cylinder Diameter)												
2000-08	3996		4.0 L	8	OM628.960, OM628.961 OM628.962, OM628.963 DOHC	E-Class, G-Class, M-Class, S-Class V8	86.00 3.386	2.50 2.00 3.00	212 TBF CC DI 202 TTF PC DI 204 CF CR DI 881 2PCO	2D7329	1	STD
1968-73	2778		2.8 L	6		280S, 280SE, 280SL, 250/8, 250C, 300SEL	86.50 3.405	2.00 2.00 2.50 4.00	032 BF PC GI 126 RVT PC GI 126 RVT PC GI 860 FV CR 732 FV CR 362 BF 3CR GI 126 RVT PC GI 126 RVT PC GI 056 FV CR 732 FV CR	9505 2C9505	6 6	STD STD
1983-95 1985-93	1978 2497		1.9 L 2.5 L	4 5	OM601.911, OM601.912 OM602.911, OM602.912 OM602.930	190 D 2.0 190 D 2.5, G-Class 250 GD, Kombi Estate	87.00 3.425	2.00 2.00 3.00	362 BF 3CR GI 126 RVT PC GI 054 FV CR 732 FV CR	2C5163 2C5163010	1	STD 0.25
1979-93	2996		3.0 L	6	OM603.912, OM603.913	G-Class 300, Kombi Estate						
				4		190D Mahle Piston	87.00 3.425	1.50 1.50 2.50 4.00	362 BF 3CR GI 102 T PC GI 401 SCRPP PC GI 056 FV CR 732 FV CR	2C4542 2C4542010 2C4542020 2C4542030 2C4542040	4	STD 0.25 0.50 0.75 1.00
1966-79	1988		2.0 L	4	OM615.915, OM615.940, OM615.961, OM615.963 OM615.965, OM615.968 OM615.969, OM615.970	Saloon 200 D, Series 206 100 Bus, 2000 D, 100 Box 2.0 D, 100 Bus 2.0 D	87.00 3.425	2.00 2.00 4.00	032 BF PC GI 126 RVT PC GI 056 FV CR 732 FV CR	6157 6157020 6157030 6157040 6157060	4	STD 0.50 0.75 1.00 1.50
1973-96	2197		2.2 L	4	OM615, OM615.911, OM615.917, OM615.941 OM615.918, OM615.936 OM615.937, OM615.939	Henschel 2-T 206 T2/L, Unimog, Series F 20			362 BF 3CR GI 126 RVT PC GI 056 FV CR 732 FV CR 327 BF PM GI 126 RVT PC GI 056 FV CR 732 FV CR	2C6157 2C6157020 2C6157030 2C6157040 2M6157 2M6157020 2M6157030 2M6157040	4 4	STD 0.50 0.75 1.00 STD 0.50 0.75 1.00
1965-80	1988		2.0 L	4	M115.923, M115.926 M115.938, M115.939	8 200, Heckflosse 200 Saloon 200	87.00 3.425	1.50 2.50 4.00	362 BF 3CR GI 401 SCRPP PC GI 056 FV CR 732 FV CR	2C7275 2C7275020 2C7275040	4	STD 0.50 1.00
1968-77 1968-80	1988 2197		2.0 L 2.2 L	4	OM615.913 OM615.910, OM615.912 OM615.914, OM615.916 OM615.930, OM615.932	8 200 D O 309 O 309 D, /8 200 D 3 PC Oil Diesel Eng	87.00 3.425	3.00 2.00 4.00	363 BF CR GI 401 SCRPP PC GI 056 FV CR 732 FV CR	2C9506	4	STD
1968-On	2197		2.2 L	4	M115.900	220/8 3 Ring Piston	87.00 3.425	2.00 2.50 4.00	032 BF PC GI 126 RVT PC GI 056 FV CR 732 FV CR 362 BF 3CR GI 126 RVT PC GI 056 FV CR 732 FV CR	4320 4320040 4320020 2C4320 2C4320040	4 4	STD 1.00 1.00 STD 1.00
1988-96 1986-96	2497 2996		2.5 L 3.0 L	5 6	OM602.961, OM602A.962 OM605.960, OM605.962 OM603.961, OM603A.960 OM603A.963	C-Class, E-Class, 300TD E-Class, Saloon 300 Turbo-D Diesel Eng	87.00 3.425	2.50 2.00 3.00	220 TBF PM DI 126 RVT PC GI 204 CF CR DI 881 2PCO	2D5627	1	STD
2005-11 2005-12	2496 2996		2.5 L 3.0 L	6 6	M 272.911, M 272.920 M 272.921, M 272.922 M 272.940, M 272.941 M 272.942, M 272.943 M 272.944, M 272.945 M 272.946, M 272.947 M 272.948, M 272.949 M 272.952	C-Class, E-Class C-Class, CLS, E-Class, R-Class S-Class	88.00 3.464	1.50 1.75 2.50	322 BF GN SS 406 N PC DI 987 FV GN SS 714 GN SS	2N4059	6	STD














YEAR	CC	CID	LITER	CYL	ENGINE	MODEL	BORE	GRV	RING TYPE	HAST SET	CYL SET	SIZE
												
MERCEDES-BENZ (Listed by Cylinder Diameter)												
2005-08	3498		3.5 L	6	M272DE35, M272KE35, M273KE46, 272.960 DOHC FI 24V	C350, CLK350, E350, R350, SLK350	92.90 3.657	1.50 1.75 2.50	336 T PM DI 126 RVT PC GI 985 FV CR 732 FV CR	2M5304	6	STD
1976-93	2308		2.3 L	4	M115.951, M115.954 M115.955, M115.955 M115.973	8 230.4, Coupe 230 C, T1 Box 210, G-Class 230 G	93.75 3.691	1.75 2.50 4.00	032 BF PC GI 126 RVT PC GI 860 FV CR 732 FV CR 363 BF CR GI 126 RVT PC GI 860 FV CR 732 FV CR	5373 2C5373 2C5373020 2C5373040	4	STD 0.50 1.00
1979-92	2299		2.3 L	4	M102.985, M102.980 M102.981	190E, 230E, 230CE, 230GE, 230TE	95.50 3.760	1.75 2.00 3.50	362 BF 3CR GI 126 RVT PC GI 058 FV CR 732 FV CR	2C5071 2C5071020 2C5071040	4	STD 0.50 1.00
1991-01	4973		5.0 L	8	M 117.960, M 117.963 M 119.960, M 119.972 M 119.980	SL 500, S-Class 500	96.50 3.799	1.75 2.00 3.50	363 BF CR GI 126 RVT PC GI 058 FV CR 732 FV CR	2C4818 2C4818020 2C4818040	8	STD 0.50 1.00
1985-92	5547		5.5 L	8	M 117.967, M 117.968	S-Class 560 SE, SEL						
2002-12	3724		3.7 L	6	M 112.970, M 112.972 M 112.973, M 112.975 M 112.976	M-Class, S-Class, SL 350	97.00 3.819	1.20 1.50 2.00	322 BF GN SS 406 N PC DI 991 FV CR 005 FV CR	2N4078 2N407825 2N407850	1	STD 0.25 0.50
1998-10	4966		5.0 L	8	M 113.960, M 113.961 M 113.962, M 113.963 M 113.964, M 113.965 M 113.966, M 113.967 M 113.968, M 113.969 M 113.971	G-Class, M-Class, S Class, SL 500						
1998-05	5439		5.4 L	8	M 113.980, M 113.981 M 113.984	CLK, E-Class, M-Class						
1964-On	3780		3.8 L	6	OM 314, OM 353, OM 367, OM352, OM352A	80, 100 H.P. 126 H.P. Incl. Turbo Diesel Eng	97.00 3.819	3.00 3.00 3.00 5.50 5.50	361 FKST CR DI 032 BF PC GI 401 SCRPP PC GI 553 CF CR GI 881 2PCO 501 1PCO PC GI	2C5480 2C5480020 2C5480040	2	STD 0.50 1.00
	3782 5675		3.8 L 5.7 L	6 6	OM314 OM352,OM353	Diesel Eng 4 ring piston	97.00 3.819	3.00 3.00 3.00 5.50	361 FKST CR DI 032 BF PC GI 401 SCRPP PC GI 553 CF CR GI 881 2PCO	2C4512	2	STD
	3784 5675		3.8 L 5.7 L	6 6	OM314 OM352, OM362	Turbo Diesel	97.00 3.819	2.50 2.50 4.00	361 FKST CR DI 126 RVT PC GI 553 CF CR GI 881 2PCO	2C7264	2	STD
			4.3 L 6.4 L	4 6	OM904, OM907, OM924, OM960 OM902, OM906, OM909, OM926	Diesel Eng	102.00 4.016	3.00 2.50 4.00	220 TBF PM DI 223 RVT CR DI 553 CF CR GI 881 2PCO	2D7436 2D743630 2D743660	1	STD 0.30 0.60
				6	OM 360, OM 360 A, OM 360 H	Diesel Eng	115.00 4.527	3.50 3.00 5.50	361 FKST CR DI 401 SCRPP PC GI 565 CF CR GI 881 2PCO	2C5603	6	STD














YEAR	CC	CID	LITER	CYL	ENGINE	MODEL	BORE	GRV	RING TYPE	HAST SET Set #	CYL SET	SIZE
MERCURISER												
	2966	181	3.0 L	4			4.000	5/64 5/64 3/16	032 BF PC GI 126 RVT PC GI 860 FV CR 732 FV CR 362 BF 3CR GI 126 RVT PC GI 860 FV CR 732 FV CR 397 BF PM S 126 RVT PC GI 860 FV CR 732 FV CR	5570 5570020 5570030 5570040 5570060 2C5570 2C5570020 2C5570030 2C5570040 2C5570060 2M5570 2M5570020 2M5570030 2M5570040 2M5570060 2M5570065	4 4 4	STD 0.50 0.75 1.00 1.50 STD 0.50 0.75 1.00 1.50 STD 0.50 0.75 1.00 1.50 1.63
	3671	224	3.7 L	4		470-488 series	4.360	5/64 5/64 3/16	032 BF PC GI 126 RVT PC GI 860 FV CR 732 FV CR 362 BF 3CR GI 126 RVT PC GI 860 FV CR 732 FV CR 345 T PM GI 126 RVT PC GI 860 FV CR 732 FV CR	6138 6138020 6138030 6138040 2C6138 2C6138020 2C6138030 2C6138040 2M6138 2M6138020 2M6138030 2M6138040 2M6138060	4 4 4	STD 0.50 0.75 1.00 STD 0.50 0.75 1.00 STD 0.50 0.75 1.00 1.50
2010-On	8226	502	8.2 L	8		Ser #OM9545 w/1.5mm top grv.	113.47 4.467	1.50 1.50 4.00	336 T PM DI 126 RVT PC GI 872 FV CR 732 FV CR	2M4699	8	STD
1988-09	8226	502	8.2 L	8		H.O.	113.47 4.467	2.00 1.50 4.00	336 T PM DI 126 RVT PC GI 872 FV CR 732 FV CR	2M4727 2M4727005 2M4727030 2M4727060	8	STD 0.13 0.75 1.50
MIDLAND- COMPRESSORS												
						13 cu. ft. EL1300, EL1600; 7000 Series 3 ring piston	2 3/4	3/16 3/16 3/16	126 RVT PC GI 126 RVT PC GI 871 FV CR 732 FV CR	6128 6128010 6128020 6128030 6128040	1	STD 0.25 0.50 0.75 1.00
MINNEAPOLIS-MOLINE - White Motors (Listed by Cylinder Diameter)												
				4	Sleeved Eng.	165-4, 4A; 185-4, 206-4, 4A; 206A4, 4A; 206B, 206G, 206VEE, RE Shallow Grvs.	3 5/8	1/8 1/8 1/8 3/16	362 BF 3CR GI 126 RVT PC GI 126 RVT PC GI 860 FV CR 732 FV CR	2C7567	4	STD
				4	Sleeved Eng.	165-4, 185-4, 206-4, 206B, 206G, EE, RE, V206V 206 N4 Eng. 4 Star, 4 Star Super, Jet Star, 335, 445,G4, Combine Unitractor 445, 206B4R, 206H4, 206GH Minn. Ind., G4 Comb.	3 5/8	1/8 1/8 1/8 3/16	362 BF 3CR GI 126 RVT PC GI 126 RVT PC GI 860 FV CR 732 FV CR	2C7745	4	STD
				4		Jet Star 3, Big MO 400 & 500 Diesel, Gas, LPG 206N4 4 Star, 4 Star Super, Jet Star, 335, 445, G4, Combine Unitractor 445, 206B4R, 206H4, 206GH Minn. Ind., G4	3 5/8	3/32 3/32 3/32 3/16	362 BF 3CR GI 126 RVT PC GI 126 RVT PC GI 860 FV CR 732 FV CR	2C7581	4	STD

YEAR	CC	CID	LITER	CYL	ENGINE	MODEL	BORE	GRV	RING TYPE	HAST SET Set #	CYL SET	SIZE
MINNEAPOLIS-MOLINE - White Motors (Listed by Cylinder Diameter)												
				4	Sleeved Eng.	165-4, 4A; 185-4, 206-4, 4A; 206A4, 4A; 206B, 206G, 206VEE, RE M & W Sleeve Kit #AP123 White Machine #A1085 INCREASE BORE SLEEVE ASSEMB. FOR ABOVE	3 3/4	1/8 1/8 1/8 3/16	362 BF 3CR GI 126 RVT PC GI 126 RVT PC GI 860 FV CR 732 FV CR	2C7669	4	STD
				6		425C-6	4 1/4	3/32 3/32 3/32 3/16	032 BF PC GI 126 RVT PC GI 126 RVT PC GI 860 FV CR 732 FV CR 363 BF CR GI 126 RVT PC GI 126 RVT PC GI 860 FV CR 732 FV CR	6308 2C6308	6 6	STD STD
				6		425-C6 Gas & LPG	4 1/4	3/32 3/32 3/32 3/16	363 BF CR GI 126 RVT PC GI 126 RVT PC GI 860 FV CR 732 FV CR	2C4877	6	STD
				6		HD 800 Gas & LPG	5.320	3/32 3/32 3/32 3/16	102 T PC GI 102 T PC GI 401 SCRPP PC GI 860 FV CR 732 FV CR	7173 7173060	6	STD 1.50
mitsubishi												
				4	4G36-EC	Colt, Mirage	71.80 2.827	1.50 1.50 4.00	032 BF PC GI 126 RVT PC GI 058 FV CR 732 FV CR 362 BF 3CR GI 126 RVT PC GI 058 FV CR 732 FV CR	4694 4694020 4694040 2C4694 2C4694020 2C4694040	4 4	STD 0.50 1.00 STD 0.50 1.00
1984	783		0.8 L	2	2G25 SOHC	Mitsubishi Towny Mitsubishi Minicab 800	78.00 3.071	1.50 1.50 2.50	362 BF 3CR GI 126 RVT PC GI 533 FV CR 732 FV CR	2C4619 2C4619020 2C4619030 2C4619040	2	STD 0.50 0.75 1.00
1963-67	997		1.0 L	4		1100	72.00 2.835	2.00 2.00 4.00	102 T PC GI 401 SCRPP PC GI 056 FV CR 732 FV CR 362 BF 3CR GI 401 SCRPP PC GI 056 FV CR 732 FV CR	6752 2C6752	4 4	STD STD STD
1967-73 1969-73 1969-70 1971-75	1088 1189 1289 1439		1.1 L 1.2 L 1.3 L 1.4 L	4 4 4 4	KE44 KE46 4G30 4G33	Colt 1100 Colt 1200 Galant 1300 Galant 1400	73.00 2.874	2.00 2.00 4.00	032 BF PC GI 401 SCRPP PC GI 058 FV CR 732 FV CR 362 BF 3CR GI 401 SCRPP PC GI 058 FV CR 732 FV CR	6714 6714020 6714030 6714040 6714060 2C6714 2C6714020 2C6714030 2C6714040 2C6714060	4 4	STD 0.50 0.75 1.00 1.50 STD 0.50 0.75 1.00 1.50
2007-On	1240		1.2 L	4	CR12DE	Lancer	71.50 2.815	1.20 1.20 2.00	398 BF CR S 126 RVT PC GI 990 FV CR 732 FV CR	2C4089 2C408950	4	STD 0.50














YEAR	CC	CID	LITER	CYL	ENGINE	MODEL	BORE	GRV	RING TYPE	HAST SET Set #	CYL SET	SIZE
MITSUBISHI												
1983-86	1187		1.2 L	4	4G42	Lancer	71.00 2.795	2.00 2.00 4.00	032 BF PC GI 401 SCRCP PC GI 056 FV CR 732 FV CR 362 BF 3CR GI 401 SCRCP PC GI 056 FV CR 732 FV CR	4342 2C4342 2C4342020 2C4342040	4 4	STD 0.50 1.00
1975-78 1973-78	1238 1439		1.2 L 1.4 L	4 4	4G36 4G33	Celeste, Colt, Lancer Celeste, Galant, Lancer	73.00 2.874	1.50 1.50 4.00	032 BF PC GI 126 RVT PC GI 058 FV CR 732 FV CR 362 BF 3CR GI 126 RVT PC GI 058 FV CR 732 FV CR	4347 4347020 4347030 4347040 4347060 2C4347 2C4347010 2C4347020 2C4347030 2C4347040 2C4347060	4 4	STD 0.50 0.75 1.00 1.50 0.25 0.50 0.75 1.00 1.50
1978-85	1244		1.2 L	4	4G11	Colt/Mirage Lancer	69.50 2.736	1.50 1.50 4.00	032 BF PC GI 126 RVT PC GI 055 FV CR 732 FV CR 362 BF 3CR GI 126 RVT PC GI 055 FV CR 732 FV CR	4673 2C4673 2C4673010 2C4673020 2C4673030 2C4673040	4 4	STD 0.25 0.50 0.75 1.00
1985-91	1298		1.3 L	4	4G13 SOHC	Colt / Mirage / Lancer	71.00 2.795	1.50 1.50 4.00	032 BF PC GI 126 RVT PC GI 058 FV CR 732 FV CR 362 BF 3CR GI 126 RVT PC GI 058 FV CR 732 FV CR	4618 4618010 4618020 4618030 4618040 2C4618 2C4618010 2C4618020 2C4618030 2C4618040	4 4	STD 0.25 0.50 0.75 1.00 0.25 0.50 0.75 1.00
1971-79	1378		1.4 L	4	4G41	Galant Coupe FTO, Delica Truck T120	76.50 3.012	2.00 2.00 4.00	032 BF PC GI 401 SCRCP PC GI 056 FV CR 732 FV CR 362 BF 3CR GI 401 SCRCP PC GI 056 FV CR 732 FV CR	4492 4492020 4492030 2C4492 2C4492020 2C4492040	4 4	STD 0.50 0.75 0.50 1.00
1979-On	1410		1.4 L	4	4G12	Colt, Lancer, Tredia	74.00 2.913	1.50 1.50 4.00	032 BF PC GI 126 RVT PC GI 058 FV CR 732 FV CR 362 BF 3CR GI 126 RVT PC GI 058 FV CR 732 FV CR 327 BF PM GI 126 RVT PC GI 058 FV CR 732 FV CR	4396 4396010 4396020 4396030 4396040 4396060 2C4396 2C4396010 2C4396020 2C4396030 2C4396040 2C4396060 2M4396 2M4396020 2M4396030 2M4396040 2M4396060	4 4 4	STD 0.25 0.50 0.75 1.00 1.50 0.25 0.50 0.75 1.00 1.50 0.50 0.75 1.00 1.50

YEAR	CC	CID	LITER	CYL	ENGINE	MODEL	BORE	GRV	RING TYPE	HAST SET	CYL SET	SIZE
												
MITSUBISHI												
1997-02	1468		1.5 L	4	4G15, 4G93	Colt, Lancer, Mirage	75.50 2.972	1.20 1.50 2.80	398 BF CR S 126 RVT PC GI 732 FV CR	2C4884 2C4884020 2C4884030 2C4884040	4	STD 0.50 0.75 1.00
1991-96	1468		1.5 L	4	4G15, G15B	Colt, Lancer, Mirage	75.50 2.972	1.20 1.50 3.00	398 BF CR S 126 RVT PC GI 054 FV CR 732 FV CR	2C4668 2C4668010 2C4668020 2C4668030 2C4668040 2C4668060	4	STD 0.25 0.50 0.75 1.00 1.50
1983-91	1468		1.5 L	4	4G15, G15B	Colt, Lancer, Mirage	75.50 2.972	1.50 1.50 4.00	032 BF PC GI 126 RVT PC GI 058 FV CR 732 FV CR 363 BF CR GI 126 RVT PC GI 058 FV CR 732 FV CR 327 BF PM GI 126 RVT PC GI 058 FV CR 732 FV CR	5716 5716010 5716020 5716030 5716040 5716060 2C5716 2C5716010 2C5716020 2C5716030 2C5716040 2C5716060 2M5716 2M5716010 2M5716020 2M5716030 2M5716040	4 4 4	STD 0.25 0.50 0.75 1.00 1.50 STD 0.25 0.50 0.75 1.00 1.50 STD 0.25 0.50 0.75 1.00
1965-70 1983-88	1498 1997		1.5 L 2.0 L	4	KE45 G63B	Colt Colt, Pickup, Tredia	85.00 3.346	2.00 2.00 4.00	032 BF PC GI 126 RVT PC GI 058 FV CR 732 FV CR 362 BF 3CR GI 126 RVT PC GI 058 FV CR 732 FV CR	6171 6171020 6171030 6171040 6171060 2C6171 2C6171020 2C6171030 2C6171040 2C6171060	4 4	STD 0.50 0.75 1.00 1.50 STD 0.50 0.75 1.00 1.50
1985-89	1597		1.6 L	4	G32B	Mirage Incl. Turbo	76.90 3.027	1.50 1.50 4.00	032 BF PC GI 126 RVT PC GI 058 FV CR 732 FV CR 362 BF 3CR GI 126 RVT PC GI 058 FV CR 732 FV CR	4353 4353020 4353030 4353040 2C4353 2C4353010 2C4353020 2C4353030 2C4353040	4 4	STD 0.50 0.75 1.00 STD 0.25 0.50 0.75 1.00
1977-96	1597		1.6 L	4	4G32, 4G32B	Colt, Lancer, L200, L300	76.90 3.027	2.00 2.00 4.00	032 BF PC GI 126 RVT PC GI 056 FV CR 732 FV CR 362 BF 3CR GI 126 RVT PC GI 056 FV CR 732 FV CR	675 675010 675020 675030 675040 675060 2C675 2C675010 2C675020 2C675030 2C675040	4 4	STD 0.25 0.50 0.75 1.00 1.50 STD 0.25 0.50 0.75 1.00
1989-93	1595		1.6 L	4	4G31, 4G61 DOHC	Colt, Galant, Mirage incl. Turbo	82.30 3.240	1.20 1.50 3.00	398 BF CR S 126 RVT PC GI 997 FV CR 732 FV CR	2C4669 2C4669020 2C4669030 2C4669040	4	STD 0.50 0.75 1.00
1999-07	1584		1.6 L	4	4G18 SOHC	Lancer, Pajero, Space Star	76.00 2.992	1.20 1.20 2.50	398 BF CR S 126 RVT PC GI 995 FV CR 732 FV CR	2C5182 2C5182020 2C5182040	4	STD 0.50 1.00

YEAR	CC	CID	LITER	CYL	ENGINE	MODEL	BORE	GRV	RING TYPE	HAST SET	CYL SET	SIZE
												
MITSUBISHI												
1984-94	1755		1.8 L	4	4G37, G62B	Cordia, Eclipse, Tredia Incl. Turbo	80.60 3.173	1.50 1.50 4.00	032 BF PC GI 401 SCR PC GI 058 FV CR 732 FV CR 363 BF CR GI 401 SCR PC GI 058 FV CR 732 FV CR	4367 4367020 4367030 4367040 2C4367 2C4367020 2C4367030 2C4367040 2C4367060	4 4	STD 0.50 0.75 1.00 STD 0.50 0.75 1.00 1.50
1983-83	1795		1.8 L	4	G62B	Cordia	80.60 3.173	2.00 2.00 4.00	032 BF PC GI 401 SCR PC GI 056 FV CR 732 FV CR 363 BF CR GI 401 SCR PC GI 056 FV CR 732 FV CR	6172 6172020 6172030 6172040 6172060 2C6172 2C6172020 2C6172030 2C6172040	4 4	STD 0.50 0.75 1.00 1.50 STD 0.50 0.75 1.00
1992-02	1834		1.8 L	4	4G93	Mirage	81.00 3.189	1.20 1.20 2.80	398 BF CR S 126 RVT PC GI 997 FV CR 732 FV CR	2C4769 2C4769020 2C4769030 2C4769040	4	STD 0.50 0.75 1.00
1973-87	1995		2.0 L	4	4G52	Canter, Galant, Lancer, Sigma	84.00 3.307	2.00 2.00 4.00	032 BF PC GI 126 RVT PC GI 058 FV CR 732 FV CR 362 BF 3CR GI 126 RVT PC GI 058 FV CR 732 FV CR	4247 4247020 4247030 4247040 4247060 2C4247 2C4247010 2C4247020 2C4247030 2C4247040 2C4247060	4 4	STD 0.50 0.75 1.00 1.50 STD 0.25 0.50 0.75 1.00 1.50
2009-12	1998		2.0 L	4	4B11, 4B11T DOHC	Lancer, Outlander Sport	86.00 3.386	1.20 1.20 2.00	398 BF CR S 126 RVT PC GI 993 FV CR 005 FV CR	2C4835 2C4835020 2C4835030 2C4835040	4	STD 0.50 0.75 1.00
2002-06	1997		2.0 L	4	4G94 SOHC	Lancer	81.50 3.208	1.20 1.20 2.50	398 BF CR S 126 RVT PC GI 995 FV CR 732 FV CR	2C5173 2C5173020 2C5173030 2C5173040	4	STD 0.50 0.75 1.00
1994-99	1997		2.0 L	4	420A A588	Eclipse	87.50 3.445	1.20 1.20 3.00	398 BF CR S 126 RVT PC GI 872 FV CR 732 FV CR	2C4759 2C4759010 2C4759020 2C4759030 2C4759040 2C4759060	4	STD 0.25 0.50 0.75 1.00 1.50
2003-08	1998		2.0 L	4	4G63, 4G63T Vin:D,F DOHC	Lancer EVO Incl. Turbo	85.00 3.346	1.20 1.20 2.00	398 BF CR S 126 RVT PC GI 993 FV CR 732 FV CR	2C4558 2C4558020 2C4558040	4	STD 0.50 1.00
1993-98	1997		2.0 L	4	4G63 SOHC, DOHC	Eclipse, Galant, Talon	85.00 3.346	1.20 1.50 2.80	398 BF CR S 126 RVT PC GI 997 FV CR 732 FV CR	2C4933 2C4933010 2C4933020 2C4933030 2C4933040 2C4933060	4	STD 0.25 0.50 0.75 1.00 1.50
1992-97	1997		2.0 L	4	4G63 DOHC	16 Valve Begin 5/92, Shallow Oil Grv.	85.00 3.346	1.20 1.50 3.00	398 BF CR S 126 RVT PC GI 997 FV CR 732 FV CR	2C4768 2C4768010 2C4768020 2C4768030 2C4768040 2C4768060	4	STD 0.25 0.50 0.75 1.00 1.50

YEAR	CC	CID	LITER	CYL	ENGINE	MODEL	BORE	GRV	RING TYPE	HAST SET	CYL SET	SIZE
												
MITSUBISHI												
1988-92	1997		2.0 L	4	4G63, GTX DOHC	Turbo Thru 4/92	85.00 3.346	1.20 1.50 3.00	398 BF CR S 126 RVT PC GI 054 FV CR 732 FV CR	2C4613 2C4613010 2C4613020 2C4613030 2C4613040	4	STD 0.25 0.50 0.75 1.00
1983-93	1997		2.0 L	4	G63B	Galant	85.00 3.346	1.50 1.50 4.00	032 BF PC GI 126 RVT PC GI 056 FV CR 732 FV CR	6899 6899010 6899020 6899030 6899040 6899060	4	STD 0.25 0.50 0.75 1.00 1.50
									362 BF 3CR GI 126 RVT PC GI 056 FV CR 732 FV CR	2C6899 2C6899010 2C6899020 2C6899030 2C6899040 2C6899060	4	STD 0.25 0.50 0.75 1.00 1.50
									327 BF PM GI 126 RVT PC GI 056 FV CR 732 FV CR	2M6899 2M6899010 2M6899020 2M6899060	4	STD 0.25 0.50 1.50
2007-On	2179		2.2 L	4	4HK, 4HN, HTH	Outlander Diesel Eng Incl. Turbo	85.00 3.346	2.50 2.00 2.00	273 FKST BF CC DI 126 RVT PC GI 248 CF CR 881 2PCO	2D7549 2D754925 2D754950	4	STD 0.25 0.50
1980-86 1987-08	2346 2476		2.3 L 2.5 L	4	4D55T 4D56T, 4D56TD	Galant, Pajero Pajero, L200, L300 Turbo Diesel	91.10 3.587	2.50 2.00 4.00	370 HKST 3CR GI 370 HKST 3CR GI 204 CF CR DI 881 2PCO	2D5666 2D566650 2D566675 2D5666100	4	STD 0.50 0.75 1.00
1980-86 1987-08	2346 2476		2.3 L 2.5 L	4	4D55T 4D56T, 4D56TD	Galant, Pajero Pajero, L200, L300 Turbo Diesel	91.10 3.587	2.50 2.00 4.00	243 HKST PM DI 235 HKST CR DI 204 CF CR DI 881 2PCO	2M7338 2M733850 2M7338100	1	STD 1.25 2.50
1994-98	2477		2.5 L	4	4D56	L200, L300 Diesel Eng	91.10 3.587	2.00 2.00 4.00	226 BF CR DI 218 TF PC DI 204 CF CR DI 881 2PCO	2C7454	1	STD
1980-86 1987-94	2346 2476		2.3 L 2.5 L	4	4D55 4D56	L200, L300, Pajero L200, L300 Diesel Eng	91.10 3.587	2.50 2.00 4.00	231 BF PM DI 236 TF CR DI 204 CF CR DI 881 2PCO	2M7379	1	STD
1993-05	2351		2.4 L	4	4G64	Eclipse, Galant, Outlander	86.50 3.405	1.20 1.50 2.80	398 BF CR S 126 RVT PC GI 997 FV CR 732 FV CR	2C4780 2C4780020 2C4780030 2C4780040 2C4780060	4	STD 0.50 0.75 1.00 1.50
1992-96	2350		2.4 L	4	4G64	Pickup	86.50 3.405	1.20 1.50 3.00	398 BF CR S 126 RVT PC GI 997 FV CR 732 FV CR	2C4783 2C4783010 2C4783020 2C4783030 2C4783040 2C4783060	4	STD 0.25 0.50 0.75 1.00 1.50
1984-94	2351		2.4 L	4	4G37, G62B	Cordia, Eclipse, Tredia	86.50 3.405	1.50 1.50 4.00	032 BF PC GI 126 RVT PC GI 058 FV CR 732 FV CR	4638 4638020 4638030 4638040 4638060	4	STD 0.50 0.75 1.00 1.50
									362 BF 3CR GI 126 RVT PC GI 058 FV CR 732 FV CR	2C4638 2C4638010 2C4638020 2C4638030 2C4638040	4	STD 0.25 0.50 0.75 1.00
2008-17	2359		2.4 L	4	4B12 DOHC	Lancer, Outlander	88.00 3.464	1.20 1.20 2.00	398 BF CR S 126 RVT PC GI 993 FV CR 005 FV CR	2C5297 2C5297020 2C5297030 2C5297040	4	STD 0.50 0.75 1.00

YEAR	CC	CID	LITER	CYL	ENGINE	MODEL	BORE	GRV	RING TYPE	HAST SET Set #	CYL SET	SIZE
MITSUBISHI												
2004-12	2378		2.4 L	4	4G69 Vin:F SOHC	Eclipse, Lancer, Outlander	87.00 3.425	1.20 1.20 2.00	398 BF CR S 126 RVT PC GI 990 FV CR 732 FV CR	2C5148 2C5148020 2C5148030	4	STD 0.50 0.75
1983-89	2555		2.6 L	4	4G54	Montero, Magna, Pick-up, Starion incl. Turbo	91.10 3.587	1.50 1.50 4.00	032 BF PC GI 126 RVT PC GI 056 FV CR 732 FV CR 363 BF CR GI 126 RVT PC GI 056 FV CR 732 FV CR	5667 5667010 5667020 5667030 5667040 5667060 2C5667 2C5667010 2C5667020 2C5667030 2C5667040 2C5667060	4 4	STD 0.25 0.50 0.75 1.00 1.50 STD 0.25 0.50 0.75 1.00 1.50
1979-199	2555		2.6 L	4	4G54, 4G54B	Execuctive 2600, Galant 2600, Montero Pickup	91.10 3.587	2.00 2.00 4.00	032 BF PC GI 126 RVT PC GI 870 FV CR 732 FV CR 362 BF 3CR GI 126 RVT PC GI 870 FV CR 732 FV CR 327 BF PM GI 126 RVT PC GI 870 FV CR 732 FV CR	5595 5595010 5595020 5595030 5595040 5595060 2C5595 2C5595010 2C5595020 2C5595030 2C5595040 2C5595060 2M5595 2M5595010 2M5595020 2M5595030 2M5595040 2M5595060	4 4 4	STD 0.25 0.50 0.75 1.00 1.50 STD 0.25 0.50 0.75 1.00 1.50 STD 0.25 0.50 0.75 1.00 1.50
	2835		2.8 L	4	4M40	FB501, FD511, Pajero Diesel Eng incl. Turbo	95.00 3.740	2.36 2.00 4.00	372 FKST CR DI 126 RVT PC GI 553 CF CR GI 881 2PCO	2C5056 2C5056020 2C5056040	4	STD 0.50 1.00
1990-04	2972	181	3.0 L	6	6G72-T, 6G72 Vin:F	Diamante	91.10 3.587	1.20 1.50 3.00	398 BF CR S 126 RVT PC GI 997 FV CR 732 FV CR	2C4670 2C4670020 2C4670030 2C4670040 2C4670060	6	STD 0.50 0.75 1.00 1.50
1987-02	2972	181	3.0 L	6	6G72 Vin: F,H,P	Montero, Pickup,	91.10 3.587	1.50 1.50 4.00	032 BF PC GI 126 RVT PC GI 870 FV CR 732 FV CR 335 T PM DI 126 RVT PC GI 870 FV CR 732 FV CR	4453 4453010 4453020 4453030 4453040 4453060 2M4453 2M4453010 2M4453020 2M4453030 2M4453040 2M4453060	6 6	STD 0.25 0.50 0.75 1.00 1.50 STD 0.25 0.50 0.75 1.00 1.50
2007-12	2998		3.0 L	6	6B31 SOHC	Outlander	87.60 3.449	1.20 1.00 2.00	398 BF CR S 123 RVT PC DI 990 FV CR 732 FV CR	2C5146 2C5146030 2C5146040	6	STD 0.75 1.00
1998-16	3200		3.2 L	4	4M41	Montero, Pajero Diesel Eng	98.50 3.878	2.30 1.50 3.00	208 FKST CC DI 257 TF CR DI 203 CF GN SS 881 2PCO	2D7802 2D780250	4	STD 0.50














YEAR	CC	CID	LITER	CYL	ENGINE	MODEL	BORE	GRV	RING TYPE	HAST SET	CYL SET	SIZE
												
MITSUBISHI												
1994-04	3497		3.5 L	6	6G74 Vin: P,4 SOHC DOHC	Montero	93.00 3.661	1.50 1.50 3.00	032 BF PC GI 126 RVT PC GI 997 FV CR 732 FV CR 327 BF PM GI 126 RVT PC GI 997 FV CR 732 FV CR	4883 4883020 4883030 4883040 2M4883 2M4883010 2M4883020 2M4883030 2M4883040	6 6	STD 0.50 0.75 1.00 STD 0.25 0.50 0.75 1.00
2003-05	3828		3.8 L	6	6G75 SOHC	Endeavor, Galant, Montero	95.00 3.740	1.20 1.20 2.00	398 BF CR S 126 RVT PC GI 991 FV CR 005 FV CR	2C5169 2C5169020 2C5169030 2C5169040	6	STD 0.50 0.75 1.00
NISSAN												
1982-On	987		1.0 L	4	MA10, MA10ET	Micra	68.00 2.677	1.50 1.50 2.80	032 BF PC GI 126 RVT PC GI 859 FV CR 732 FV CR 363 BF CR GI 126 RVT PC GI 859 FV CR 732 FV CR	4696 4696008 4696020 2C4696 2C4696008 2C4696010 2C4696020 2C4696030	4 4	STD 0.20 0.50 STD 0.20 0.25 0.50 0.75
1971-76	988		1.0 L	4	A10	E10	73.00 2.874	1.50 1.50 4.00	032 BF PC GI 126 RVT PC GI 058 FV CR 732 FV CR 362 BF 3CR GI 126 RVT PC GI 058 FV CR 732 FV CR	4347 4347020 4347030 4347040 4347060 2C4347 2C4347010 2C4347020 2C4347030 2C4347040 2C4347060	4 4	STD 0.50 0.75 1.00 1.50 STD 0.25 0.50 0.75 1.00 1.50
1967-82 1966-78 1961-74	988 1138 1171		1.0 L 1.1 L 1.2 L	4 4 4	A10 D11 A12, E1, D12	Cherry Forklift Model B110, 1200/110, 312/320/410, Cabstar	73.00 2.874	2.00 2.00 4.00	032 BF PC GI 401 SCRIP PC GI 058 FV CR 732 FV CR	6714 6714020 6714030 6714040 6714060	4	STD 0.50 0.75 1.00 1.50
1965-75	1299		1.3 L	4	A13, J, J13	Model B210, Bluebird, 411/ 520/ 521			362 BF 3CR GI 401 SCRIP PC GI 058 FV CR 732 FV CR	2C6714 2C6714020 2C6714030 2C6714040 2C6714060	4	STD 0.50 0.75 1.00 1.50
2003-10	1240		1.2 L	4	CR12DE	Micra III, WingRoad, AD Van	71.50 2.815	1.20 1.20 2.00	398 BF CR S 126 RVT PC GI 990 FV CR 732 FV CR	2C4089 2C408950	4	STD 0.50
2010-On	1198		1.2 L	3	HR12DE	Micra	78.00 3.071	1.20 1.20 2.00	398 BF CR S 126 RVT PC GI 990 FV CR 732 FV CR	2C5393	3	STD
1986-92 1991-07	1200 1295		1.2 L 1.3 L	4 4	MA12S GA13DE, GA13DS	Micra Lucino, Tsuru	71.00 2.795	1.50 1.50 2.80	032 BF PC GI 126 RVT PC GI 859 FV CR 732 FV CR 362 BF 3CR GI 126 RVT PC GI 859 FV CR 732 FV CR	4362 4362020 4362040 2C4362 2C4362008 2C4362020 2C4362030 2C4362040	4 4	STD 0.50 1.00 STD 0.20 0.50 0.75 1.00

YEAR	CC	CID	LITER	CYL	ENGINE	MODEL	BORE	GRV	RING TYPE	HAST SET Set #	CYL SET	SIZE
NISSAN												
1979-82	1237		1.2 L	4	A12A	210	75.00 2.953	2.00 2.00 4.00	032 BF PC GI 401 SCRPP PC GI 056 FV CR 732 FV CR 362 BF 3CR GI 401 SCRPP PC GI 056 FV CR 732 FV CR	6813 6813020 6813030 6813040 6813060 2C6813 2C6813010 2C6813020 2C6813030 2C6813040 2C6813060 2C6813063	4 4	STD 0.50 0.75 1.00 1.50 STD 0.25 0.50 0.75 1.00 1.50 1.60
1979-On	1237		1.2 L	4	A12A	Shallow Oil Ring Grv.	75.00 2.953	2.00 2.00 4.00	032 BF PC GI 401 SCRPP PC GI 856 FV CR 732 FV CR 362 BF 3CR GI 401 SCRPP PC GI 856 FV CR 732 FV CR	6818 6818020 6818030 6818040 6818060 2C6818 2C6818010 2C6818020 2C6818030 2C6818040 2C6818060	4 4	STD 0.50 0.75 1.00 1.50 STD 0.25 0.50 0.75 1.00 1.50
1981 1982-84	1270 1487		1.3 L 1.5 L	4 4	E13 E15, E15S, E15T	1.3 Pulsar/N12 310/N10, Prairie, Pulsar/N12(Turbo), Sunny, Tsuru	76.00 2.992	1.50 1.50 4.00	032 BF PC GI 126 RVT PC GI 058 FV CR 732 FV CR 362 BF 3CR GI 126 RVT PC GI 058 FV CR 732 FV CR	6151 6151010 6151020 6151030 6151040 6151060 2C6151 2C6151010 2C6151020 2C6151030 2C6151040 2C6151060	4 4	STD 0.25 0.50 0.75 1.00 1.50 STD 0.25 0.50 0.75 1.00 1.50
1983-88	1597		1.6 L	4	E16	Pulsar/N12, Sentra/B11/B12			327 BF PM GI 126 RVT PC GI 058 FV CR 732 FV CR	2M6151	4	STD
1973-74 1968-73 1968-73	1296 1428 1595		1.3 L 1.4 L 1.6 L	4 4 4	L13 L14 L16	Bluebird 1300 Bluebird 1400 Bluebird 1600 510, 520/521, 620	83.00 3.268	2.00 2.00 4.00	032 BF PC GI 401 SCRPP PC GI 056 FV CR 732 FV CR 362 BF 3CR GI 401 SCRPP PC GI 056 FV CR 732 FV CR	6831 6831010 6831020 6831030 6831040 2C6831 2C6831010 2C6831020 2C6831030 2C6831040	4 4	STD 0.25 0.50 0.75 1.00 STD 0.25 0.50 0.75 1.00
2003-12	1386		1.4 L	4	CR14DE	Cube, Micra III, Note	73.00 2.874	1.20 1.20 2.00	322 BF GN SS 126 RVT PC GI 990 FV CR 732 FV CR	2N4096	4	STD
1977-78 1979-82	1397 1488		1.4 L 1.5 L	4 4	A14 A15	B210 210, 310	76.00 2.992	1.20 2.00 4.00	398 BF CR S 401 SCRPP PC GI 056 FV CR 732 FV CR	2C6146 2C6146010 2C6146020 2C6146030 2C6146040 2C6146060	4	STD 0.25 0.50 0.75 1.00 1.50

YEAR	CC	CID	LITER	CYL	ENGINE	MODEL	BORE	GRV	RING TYPE	HAST SET Set #	CYL SET	SIZE
NISSAN												
1975-82	1397	85	1.4 L	4	A14	210, 310	76.00 2.992	2.00 2.00 4.00	102 T PC GI 401 SCRPP PC GI 058 FV CR 732 FV CR 362 BF 3CR GI 401 SCRPP PC GI 058 FV CR 732 FV CR	4266 4266010 4266020 4266030 4266040 4266060 2C4266 2C4266010 2C4266020 2C4266030 2C4266040 2C4266060	4 4	STD 0.25 0.50 0.75 1.00 1.50 STD 0.25 0.50 0.75 1.00 1.50
1988-07 1995-00	1400 1500		1.4 L 1.5 L	4	GA14, GA14S GA15, GA15A	Sunny Sentra, Tsuru Almera, Lucino, Presea	73.60 2.898	1.50 1.50 2.80	362 BF 3CR GI 401 SCRPP PC GI 996 FV CR 732 FV CR	2C4158 2C4158020	4	STD 0.50
2003-14	1461		1.5 L	4	K9K SOHC	Almera, Micra, Note Versa Turbo Diesel	76.00 2.992	2.00 2.00 2.50	212 TBF CC DI 214 RVT PC DI 248 CF CR 881 2PCO	2D7296 2D729650	1	STD 1.25
1970-On 1980-84	1483 1567		1.5 L 1.6 L	4 4	J15 J16	Cabstar/Cedric/Homer Pick Up	78.00 3.071	2.00 2.00 4.00	032 BF PC GI 401 SCRPP PC GI 056 FV CR 732 FV CR 362 BF 3CR GI 401 SCRPP PC GI 056 FV CR 732 FV CR	6871 6871040 2C6871 2C6871020 2C6871030 2C6871040	4 4	STD 1.00 STD 0.50 0.75 1.00
1962-65	1488		1.5 L	4	G15	SPL 310	80.00 3.150	2.00 2.00 4.00	032 BF PC GI 401 SCRPP PC GI 056 FV CR 732 FV CR 362 BF 3CR GI 401 SCRPP PC GI 056 FV CR 732 FV CR	6761 6761020 6761030 6761040 6761060 2C6761 2C6761020 2C6761030 2C6761040	4 4	STD 0.50 0.75 1.00 1.50 STD 0.50 0.75 1.00
1965-74 1967-82	1595 1982		1.6 L 2.0 L	4 4	R16 H20	SPL 311, PL 411 Forklift, Truck	87.20 3.433	2.00 2.50 4.00	032 BF PC GI 401 SCRPP PC GI 860 FV CR 732 FV CR 362 BF 3CR GI 401 SCRPP PC GI 860 FV CR 732 FV CR	6830 6830020 6830030 6830040 6830060 2C6830 2C6830020 2C6830030 2C6830040 2C6830060	4 4	STD 0.50 0.75 1.00 1.50 STD 0.50 0.75 1.00 1.50
2002-On	1595		1.6 L	4	K4M Renault Eng Made in Mexico	Platina	79.50 3.130	1.20 1.50 2.50	398 BF CR S 126 RVT PC GI 995 FV CR 732 FV CR	2C5135 2C5135010 2C5135020 2C5135030	4	STD 0.25 0.50 0.75
1996-06	1597		1.6 L	4	QG16DE	Almera, Avenir, Bluebird Primera	76.00 2.992	1.20 1.20 2.50	398 BF CR S 126 RVT PC GI 995 FV CR 732 FV CR	2C4087	4	STD
1995-99	1598		1.6 L	4	GA16, GA16i, GA16DE	Sentra, 200SX 2 Ring Piston	76.00 2.992	1.50 2.80	362 BF 3CR GI 996 FV CR 732 FV CR	2C4958 2C4958010 2C4958020 2C4958030 2C4958040	4	STD 0.25 0.50 0.75 1.00



YEAR	CC	CID	LITER	CYL	ENGINE	MODEL	BORE	GRV	RING TYPE	HAST SET Set #	CYL SET	SIZE
NISSAN												
1989-94	1598		1.6 L	4	GA16DE GA16DE/I GA16I	NX 1600, Pulsar NX, Sentra	76.00 2.992	1.50 1.50 2.80	032 BF PC GI 435 SCR P PC GI 861 FV CR 732 FV CR 362 BF 3CR GI 435 SCR P PC GI 861 FV CR 732 FV CR	4659 4659010 4659020 4659030 4659040 2C4659 2C4659010 2C4659020 2C4659030 2C4659040	4 4	STD 0.25 0.50 0.75 1.00 STD 0.25 0.50 0.75 1.00
1990-93	1598		1.6 L	4	GA16DS	100NX, Primera, Sunny	76.00 2.992	1.50 1.50 3.00	032 BF PC GI 126 RVT PC GI 872 FV CR 732 FV CR 362 BF 3CR GI 126 RVT PC GI 872 FV CR 732 FV CR	4935 4935020 4935040 2C4935 2C4935020 2C4935040	4 4	STD 0.50 1.00 STD 0.50 1.00
1987-89	1598		1.6 L	4	CA16DE DOHC	Pulsar, Sunny	78.00 3.071	1.50 1.50 2.80	032 BF PC GI 102 T PC GI 861 FV CR 732 FV CR 363 BF CR GI 102 T PC GI 861 FV CR 732 FV CR	4662 4662010 4662020 4662030 4662040 2C4662 2C4662010 2C4662020 2C4662030 2C4662040	4 4	STD 0.25 0.50 0.75 1.00 STD 0.25 0.50 0.75 1.00
2009-15	1598		1.6 L	4	HR16DE DOHC	March, Versa 16V	78.00 3.071	1.20 1.20 2.00	398 BF CR S 126 RVT PC GI 990 FV CR 732 FV CR	2C4439 2C4439010 2C4439020 2C4439030	4	STD 0.25 0.50 0.75
1983-90	1598		1.6 L	4	CA16S OHC	Bluebird, Stanza	78.00 3.071	1.50 1.50 4.00	032 BF PC GI 126 RVT PC GI 058 FV CR 732 FV CR 362 BF 3CR GI 126 RVT PC GI 058 FV CR 732 FV CR 327 BF PM GI 126 RVT PC GI 058 FV CR 732 FV CR	4265 4265010 4265020 4265030 4265040 4265060 2C4265 2C4265010 2C4265020 2C4265030 2C4265040 2C4265060	4 4	STD 0.25 0.50 0.75 1.00 1.50 STD 0.25 0.50 0.75 1.00 1.50
1989-95	1627		1.6 L	4	NA16S SOHC	Atlas F22 - F23, Datsun Truck D21	81.50 3.209	1.50 1.50 4.00	032 BF PC GI 126 RVT PC GI 058 FV CR 732 FV CR	5201 5201010 5201020 5201040	4	STD 0.25 0.50 1.00
2007-14 2007-17	1797 1999		1.8 L 2.0 L	4 4	MR18DE MR20DE DOHC	Tiida, Verso 16V Sentra	84.00 3.307	1.20 1.20 2.00	398 BF CR S 126 RVT PC GI 993 FV CR 005 FV CR	2C5223 2C5223020 2C5223030 2C5223040	4	STD 0.50 0.75 1.00
2000-04	1769		1.8 L	4	QG18DE DOHC	Sentra XE/GXE	80.00 3.150	1.20 1.20 2.50	398 BF CR S 126 RVT PC GI 995 FV CR 732 FV CR	2C5143 2C5143020 2C5143030 2C5143040	4	STD 0.50 0.75 1.00














YEAR	CC	CID	LITER	CYL	ENGINE	MODEL	BORE	GRV	RING TYPE	HAST SET Set #	CYL SET	SIZE
NISSAN												
1973-74 1974-80	1770 1952		1.8 L 2.0 L	4 4	L18 L20B	610 Sedan 1800 200SX, 510, 610, 620 Pickup, 710, 2000 Series	85.00 3.346	2.00 2.00 4.00	032 BF PC GI 401 SCRPP PC GI 056 FV CR 732 FV CR 362 BF 3CR GI 401 SCRPP PC GI 056 FV CR 732 FV CR	6872 6872020 6872030 6872040 6872060 2C6872 2C6872020 2C6872030 2C6872040 2C6872060	4 4	STD 0.50 0.75 1.00 1.50 STD 0.50 0.75 1.00 1.50
1981-On	1800		1.8 L	4	J18	Mexican Built	80.50 3.169	1.50 2.00 4.00	102 T PC GI 126 RVT PC GI 058 FV CR 732 FV CR 362 BF 3CR GI 126 RVT PC GI 058 FV CR 732 FV CR	4476 4476010 4476020 4476030 4476040 4476060 2C4476 2C4476010 2C4476020 2C4476030 2C4476040 2C4476060	4 4	STD 0.25 0.50 0.75 1.00 1.50 STD 0.25 0.50 0.75 1.00 1.50
1984-94	1809		1.8 L	4	CA18DE, CA18ET	Bluebird, Pulsar, Skyline Silvia/180SX P/S13, 200SX Turbo	83.00 3.268	1.50 1.50 2.80	032 BF PC GI 126 RVT PC GI 861 FV CR 732 FV CR 376 BF CR DI 126 RVT PC GI 861 FV CR 732 FV CR	4221 4221020 4221040 2C4221 2C4221010 2C4221020 2C4221030 2C4221040	4 4	STD 0.50 1.00 STD 0.25 0.50 0.75 1.00
1978-83	1809		1.8 L	4	CA18E, CA18S	Auster, Bluebird, Laurel, Prairie, 1800 Series	83.00 3.268	1.50 1.50 4.00	102 T PC GI 126 RVT PC GI 058 FV CR 732 FV CR 362 BF 3CR GI 126 RVT PC GI 058 FV CR 732 FV CR	4951 4951020 2C4951 2C4951020 2C4951040	4 4	STD 0.50 STD 0.50 1.00
2001-On	1870		1.9 L	4	F9Q 760	Primastar Diesel Eng	80.00 3.150	2.50 2.00 3.00	220 TBF PM DI 209 RVT PC DI 204 CF CR DI 881 2PCO	2M7332	1	STD
1985-On	1952		2.0 L	4	Z20	200SX, NAP-Z	85.00 3.346	2.00 1.50 4.00	362 BF 3CR GI 126 RVT PC GI 058 FV CR 732 FV CR	2C4661 2C4661010 2C4661020 2C4661030 2C4661040	4	STD 0.25 0.50 0.75 1.00
1980-84	1952		2.0 L	4	Z20E, Z20S	200SX, NAP-Z	85.00 3.346	1.50 1.50 4.00	032 BF PC GI 126 RVT PC GI 056 FV CR 732 FV CR 362 BF 3CR GI 126 RVT PC GI 056 FV CR 732 FV CR 327 BF PM GI 126 RVT PC GI 056 FV CR 732 FV CR	6899 6899010 6899020 6899030 6899040 6899060 2C6899 2C6899010 2C6899020 2C6899030 2C6899040 2C6899060 2M6899 2M6899010 2M6899020 2M6899060	4 4 4	STD 0.25 0.50 0.75 1.00 1.50 STD 0.25 0.50 0.75 1.00 1.50 STD 0.25 0.50 1.00 1.50














YEAR	CC	CID	LITER	CYL	ENGINE	MODEL	BORE	GRV	RING TYPE	HAST SET	CYL SET	SIZE
												
NISSAN												
1966-69	1973		2.0 L	6	J20	Cedric 2000	73.00 2.874	2.00 2.00 4.00	032 BF PC GI 401 SCR PC GI 058 FV CR 732 FV CR 362 BF 3CR GI 401 SCR PC GI 058 FV CR 732 FV CR	4410 4410020 4410030 4410040 2C4410 2C4410020	6 6	STD 0.50 0.75 1.00 STD 0.50
1989	1974		2.0 L	4	CA20E	Stanza	84.50 3.327	1.50 1.50 2.80	032 BF PC GI 126 RVT PC GI 861 FV CR 732 FV CR 363 BF CR GI 126 RVT PC GI 861 FV CR 732 FV CR	4681 4681020 4681030 4681040 2C4681 2C4681020 2C4681030 2C4681040	4 4	STD 0.50 0.75 1.00 STD 0.50 0.75 1.00
1982-88	1974		2.0 L	4	CA20E, CA20S	Stanza, 200SX/S12	84.50 3.327	1.50 1.50 4.00	032 BF PC GI 126 RVT PC GI 056 FV CR 732 FV CR 363 BF CR GI 126 RVT PC GI 056 FV CR 732 FV CR	6156 6156020 6156030 6156040 6156060 2C6156 2C6156020 2C6156030 2C6156040	4 4	STD 0.50 0.75 1.00 1.50 STD 0.50 0.75 1.00
1990-99	1974		2.0 L	4	CD20	Almera, Primera, Sunny Diesel Eng	84.50 3.327	2.00 2.00 3.00	376 BF CR DI 126 RVT PC GI 553 CF CR GI 881 2PCO	2D4954 2D495450 2D4954100	4	STD 0.50 1.00
1969-70	1988		2.0 L	6	L20A	Cedric, Skyline 2000 GT	78.00 3.071	2.00 2.00 4.00	362 BF 3CR GI 401 SCR PC GI 052 FV CR 732 FV CR	2C4682 2C4682020 2C4682040	6	STD 0.50 1.00
2006-13	1995		2.0 L	4	M9R, M9R 760, M9R 780	Primastar, X-Trail Turbo Diesel	84.00 3.307	2.50 2.00 2.00	211 HKST CC DI 210 SCR PC DI 248 CF CR 881 2PCO	2D7343 2D734350	1	STD 0.50
1997-On	1996		2.0 L	4	1Y, 2Y, 3Y	LWB, SWB Hardbody	86.00 3.386	1.50 1.50 4.00	032 BF PC GI 435 SCR PC GI 058 FV CR 732 FV CR 362 BF 3CR GI 435 SCR PC GI 058 FV CR 732 FV CR 327 BF PM GI 435 SCR PC GI 058 FV CR 732 FV CR	4219 4219020 4219030 4219040 4219060 2C4219 2C4219010 2C4219020 2C4219030 2C4219040 2C4219060 2M4219 2M4219020 2M4219030 2M4219040	4 4 4	STD 0.50 0.75 1.00 1.50 STD 0.25 0.50 0.75 1.00 1.50 STD 0.50 0.75 1.00
1991-00	1998		2.0 L	4	SR20DE Vin:G	Serena,Primera	86.00 3.386	1.50 1.50 3.00	032 BF PC GI 126 RVT PC GI 872 FV CR 732 FV CR 397 BF PM S 126 RVT PC GI 872 FV CR 732 FV CR	4601 4601020 4601030 4601040 4601060 2M4601 2M4601010 2M4601020 2M4601030 2M4601040 2M4601060	4 4	STD 0.50 0.75 1.00 1.50 STD 0.25 0.50 0.75 1.00 1.50

YEAR	CC	CID	LITER	CYL	ENGINE	MODEL	BORE	GRV	RING TYPE	HAST SET Set #	CYL SET	SIZE
NISSAN												
1986-93	1998		2.0 L	6	VG20E, VG20ET, RB20DET	Skyline	78.00 3.071	1.50 1.50 2.80	032 BF PC GI 102 T PC GI 861 FV CR 732 FV CR 363 BF CR GI 102 T PC GI 861 FV CR 732 FV CR	6240 6240010 6240020 6240030 6240040 2C6240 2C6240010 2C6240020 2C6240030 2C6240040	6 6	STD 0.25 0.50 0.75 1.00 STD 0.25 0.50 0.75 1.00
2000-On	2184		2.2 L	4	YD22ETi, YD22DDTi YD22DDT	Almera, Primera, X-Trail	86.00 3.386	2.00 2.00 3.00	385 HKST SS GI 135 T PC GI 203 CF GN SS 881 2PCO	2D7809	4	STD
1981-84	2187		2.2 L	4	Z22, Z22E	720, 200SX/S100	87.00 3.425	1.50 1.50 4.00	102 T PC GI 102 T PC GI 058 FV CR 732 FV CR 362 BF 3CR GI 102 T PC GI 058 FV CR 732 FV CR 327 BF PM GI 102 T PC GI 058 FV CR 732 FV CR	6149 6149010 6149020 6149030 6149040 6149060 2C6149 2C6149010 2C6149020 2C6149030 2C6149040 2M6149 2M6149010 2M6149020 2M6149030 2M6149040	4 4 4	STD 0.25 0.50 0.75 1.00 1.50 STD 0.25 0.50 0.75 1.00 STD 0.25 0.50 0.75 1.00
2002-On	2188		2.2 L	4	G9T	720, 722, 750 Turbo Diesel	87.00 3.425	3.00 1.75 2.50	228 HKST PM DI 209 RVT PC DI 204 CF CR DI 881 2PCO	2M7349	1	STD
1998-04	2389		2.4 L	4	KA24DE DOHC	Altima, Frontier, Xterra	89.00 3.504	1.20 1.20 2.50	398 BF CR S 126 RVT PC GI 995 FV CR 732 FV CR	2C5099 2C5099010 2C5099020 2C5099030 2C5099040	4	STD 0.25 0.50 0.75 1.00
1989-98	2389		2.4 L	4	KA24D, KA24DE, KA24E	Altima 240SX Axxess, 240SX Pickup, Stanza, Van	89.00 3.504	1.50 1.50 2.80	032 BF PC GI 126 RVT PC GI 861 FV CR 732 FV CR 363 BF CR GI 126 RVT PC GI 861 FV CR 732 FV CR	4660 4660010 4660020 4660030 4660040 2C4660 2C4660010 2C4660020 2C4660030 2C4660040 2C4660060	4 4	STD 0.25 0.50 0.75 1.00 STD 0.25 0.50 0.75 1.00 1.50

YEAR	CC	CID	LITER	CYL	ENGINE	MODEL	BORE	GRV	RING TYPE	HAST SET Set #	CYL SET	SIZE
NISSAN												
1984-90	2389		2.4 L	4	Z24I	D21 Pickup, Pathfinder/WD21, Van/GC22, 720	89.00 3.504	2.00 1.50 4.00	032 BF PC GI 126 RVT PC GI 056 FV CR 732 FV CR 362 BF 3CR GI 126 RVT PC GI 056 FV CR 732 FV CR 327 BF PM GI 126 RVT PC GI 056 FV CR 732 FV CR	4452 4452010 4452020 4452030 4452040 4452060 2C4452 2C4452010 2C4452020 2C4452030 2C4452040 2C4452060 2M4452 2M4452010 2M4452020 2M4452030 2M4452040	4 4 4	STD 0.25 0.50 0.75 1.00 1.50 STD 0.25 0.50 0.75 1.00 1.50 STD 0.25 0.50 0.75 1.00
1983-84	2389		2.4 L	4	Z24	720	89.00 3.504	1.50 1.50 4.00	032 BF PC GI 126 RVT PC GI 056 FV CR 732 FV CR 363 BF CR GI 126 RVT PC GI 056 FV CR 732 FV CR	5673 5673020 5673030 5673040 2C5673 2C5673020 2C5673030 2C5673040	4 4	STD 0.50 0.75 1.00 STD 0.50 0.75 1.00
1982-85	2393		2.4 L	6	L24E	Maxima	83.00 3.268	1.50 1.50 4.00	032 BF PC GI 126 RVT PC GI 058 FV CR 732 FV CR 362 BF 3CR GI 126 RVT PC GI 058 FV CR 732 FV CR 327 BF PM GI 126 RVT PC GI 058 FV CR 732 FV CR	6162 6162020 6162030 6162040 2C6162 2C6162020 2C6162030 2C6162040 2M6162 2M6162020 2M6162030 2M6162040	6 6 6	STD 0.50 0.75 1.00 STD 0.50 0.75 1.00 STD 0.50 0.75 1.00
1981	2393		2.4 L	6	L24E	810	83.00 3.268	1.50 2.00 4.00	032 BF PC GI 401 SCRPP PC GI 860 FV CR 732 FV CR 362 BF 3CR GI 401 SCRPP PC GI 860 FV CR 732 FV CR	6148 6148020 6148030 6148040 2C6148 2C6148020 2C6148030 2C6148040	6 6	STD 0.50 0.75 1.00 STD 0.50 0.75 1.00
1970-80 1978-80	2393 2565		2.4 L 2.6 L	6 6	L24 L26	240Z/S30 , 810 260Z/S30	83.00 3.268	2.00 2.00 4.00	032 BF PC GI 401 SCRPP PC GI 058 FV CR 732 FV CR 362 BF 3CR GI 401 SCRPP PC GI 058 FV CR 732 FV CR	6856 6856010 6856020 6856030 6856040 2C6856 2C6856010 2C6856020 2C6856030 2C6856040	6 6	STD 0.25 0.50 0.75 1.00 STD 0.25 0.50 0.75 1.00
2007-17	2488		2.5 L	4	QR25DE DOHC	Altima, Rouge, Sentra w/2.00mm oil grv.	89.00 3.504	1.20 1.20 2.00	398 BF CR S 126 RVT PC GI 990 FV CR 732 FV CR	2C4516 2C4516010 2C4516020 2C4516030 2C4516040	4	STD 0.25 0.50 0.75 1.00

YEAR	CC	CID	LITER	CYL	ENGINE	MODEL	BORE	GRV	RING TYPE	HAST SET	CYL SET	SIZE
												
NISSAN												
2002-17	2488		2.5 L	4	QR25DE DOHC	Altima, Frontier, Sentra w/2.50mm oil grv.	89.00 3.504	1.20 1.20 2.50	398 BF CR S 126 RVT PC GI 995 FV CR 732 FV CR	2C5099 2C5099010 2C5099020 2C5099030 2C5099040	4	STD 0.25 0.50 0.75 1.00
1983-88	2488		2.5 L	4	SD23, SD25	Diesel Eng	89.00 3.504	2.50 2.00 4.50	376 BF CR DI 126 RVT PC GI 553 CF CR GI 881 2PCO	2D5674 2D567450 2D567475 2D5674100	4	STD 0.50 0.75 1.00
2002-On	2463		2.5 L	4	G9U 720, G9U 730	Interstar, Primastar Turbo Diesel	89.00 3.504	2.50 1.75 2.50	230 TBF PM DI 209 RVT PC DI 204 CF CR DI 881 2PCO	2M7423	1	STD
2002-03	2463		2.5 L	4	G9U 720, G9U 730	Interstar, Primastar Turbo Diesel	89.00 3.504	3.00 1.75 2.50	228 HKST PM DI 218 TF PC DI 204 CF CR DI 881 2PCO	2M7328	1	STD
1999-11	2488		2.5 L	4	YD25 DDTi	Bassara, Cabstar, Fontier, Navara, Pathfinder, Presage, D22 Diesel Diesel Eng	89.00 3.504	2.00 2.00 3.00	389 HKST BF PM GI 135 T PC GI 203 CF GN SS 881 2PCO	2D7531 2D753150	4	STD 0.50
			2.5 L	4		H25 Model Forklift	92.00 3.622	2.00 2.50 4.00	032 BF PC GI 126 RVT PC GI 870 FV CR 732 FV CR	5645 5645010 5645020 5645030 5645040 5645060	4	STD 0.25 0.50 0.75 1.00 1.50
									362 BF 3CR GI 126 RVT PC GI 870 FV CR 732 FV CR	2C5645 2C5645010 2C5645020 2C5645030 2C5645040 2C5645060	4	STD 0.25 0.50 0.75 1.00 1.50
									327 BF PM GI 126 RVT PC GI 870 FV CR 732 FV CR	2M5645 2M5645010 2M5645020 2M5645030 2M5645040 2M5645060	4	STD 0.25 0.50 0.75 1.00 1.50
1981-83	2753		2.8 L	6	L28E	280ZX w/o Turbo	86.00 3.386	1.50 2.00 4.00	032 BF PC GI 126 RVT PC GI 056 FV CR 732 FV CR	6142 6142020 6142030 6142040	6	STD 0.50 0.75 1.00
									362 BF 3CR GI 126 RVT PC GI 056 FV CR 732 FV CR	2C6142 2C6142020 2C6142030 2C6142040 2C6142060	6	STD 0.50 0.75 1.00
1981-83	2753		2.8 L	6	L28ET	280ZX Incl Turbo	86.00 3.386	1.50 2.00 4.00	376 BF CR DI 126 RVT PC GI 056 FV CR 732 FV CR	2C6150 2C6150020 2C6150030 2C6150040	6	STD 0.50 0.75 1.00
1975-80	2753		2.8 L	6	L28, L28E	ZX/S130 Z/S30	86.00 3.386	2.00 2.00 4.00	032 BF PC GI 126 RVT PC GI 860 FV CR 732 FV CR	4394 4394020 4394030 4394040 4394060	6	STD 0.50 0.75 1.00 1.50
									362 BF 3CR GI 126 RVT PC GI 860 FV CR 732 FV CR	2C4394 2C4394020 2C4394030 2C4394040	6	STD 0.50 0.75 1.00
	2825		2.8 L	6	RD28, RD28T	Diesel Eng	85.00 3.346	2.00 2.00 4.00	376 BF CR DI 126 RVT PC GI 553 CF CR GI 881 2PCO	2D5058	6	STD

YEAR	CC	CID	LITER	CYL	ENGINE	MODEL	BORE	GRV	RING TYPE	HAST SET	CYL SET	SIZE
												
NISSAN												
1985-95	2960		3.0 L	6	VG30i, VG30E	D21 Pickup, Laurel Pathfinder, Terrano,	87.00 3.425	2.00 1.50 2.80	362 BF 3CR GI 126 RVT PC GI 861 FV CR 732 FV CR	2C6239 2C6239020 2C6239030 2C6239040	6	STD 0.50 0.75 1.00
1984-98	2960		3.0 L	6	VG30E, VG30ET	300ZX/Z31 200 SX/S12 Maxima, Pickup Pathfinder, Quest incl Turbo	87.00 3.425	1.50 1.50 2.80	032 BF PC GI 126 RVT PC GI 861 FV CR 732 FV CR 335 T PM DI 126 RVT PC GI 861 FV CR 732 FV CR	6196 6196020 6196030 6196040 2M6196 2M6196020 2M6196030 2M6196040	6 6	STD 0.50 0.75 1.00 STD 0.50 0.75 1.00
1995-01	2987		3.0 L	6	VQ30DE DOHC	V6 Maxima	93.00 3.661	1.20 1.20 2.50	398 BF CR S 126 RVT PC GI 995 FV CR 732 FV CR 397 BF PM S 126 RVT PC GI 995 FV CR 732 FV CR	2C4781 2C4781010 2C4781020 2C4781030 2C4781040 2M4781 2M4781010 2M4781020 2M4781030 2M4781040	6 6	STD 0.25 0.50 0.75 1.00 STD 0.25 0.50 0.75 1.00
	2962		3.0 L	6	RB30E	Skyline	86.00 3.386	1.50 1.50 2.80	032 BF PC GI 435 SCR PC GI 861 FV CR 732 FV CR 376 BF CR DI 435 SCR PC GI 861 FV CR 732 FV CR 397 BF PM S 435 SCR PC GI 861 FV CR 732 FV CR	4754 4754020 4754040 2C4754 2C4754020 2M4754 2M4754020 2M4754030 2M4754040	6 6 6	STD 0.50 1.00 STD 0.50 STD 0.50 0.75 1.00
1996-04	3275		3.3 L	6	VG33	Pathfinder, QX4	91.50 3.602	1.50 1.50 2.80	362 BF 3CR GI 126 RVT PC GI 997 FV CR 732 FV CR	2C4899 2C4899010 2C4899020 2C4899030 2C4899040	6	STD 0.25 0.50 0.75 1.00
2007-12	3498		3.5 L	6	VQ35HR, VQ35DE	24V Altima, Maxima, Murano, 350Z Roadster	95.50 3.760	1.20 1.20 2.00	398 BF CR S 126 RVT PC GI 991 FV CR 005 FV CR	2C5293 2C5293010 2C5293020 2C5293030 2C5293040	6	STD 0.25 0.50 0.75 1.00
2009-14	3699		3.7 L	6	VQ37VHR	370 Z		2.00	991 FV CR	2C5293020		0.50
2005-12	3954		4.0 L	6	VQ40DE DOHC	Frontier, Pathfinder, Xterra			005 FV CR	2C5293030 2C5293040		0.75 1.00
2001-10	3498		3.5 L	6	VQ35DE	Altima, Maxima	95.50	1.20	398 BF CR S	2C5112	6	STD
2005-11	3954		4.0 L	6	VQ40DE DOHC	Pathfinder, Xterra	3.760	1.20 1.20 2.50	126 RVT PC GI 995 FV CR 732 FV CR	2C5112010 2C5112020 2C5112030 2C5112040		0.25 0.50 0.75 1.00
1963-82	3956		4.0 L	6	P, P40	Patrol, Forklift	85.70 3.374	2.50 2.50 4.75	032 BF PC GI 401 SCR PC GI 871 FV CR 732 FV CR 362 BF 3CR GI 401 SCR PC GI 871 FV CR 732 FV CR	5738 5738010 5738020 5738030 5738040 5738060 2C5738 2C5738010 2C5738020 2C5738030 2C5738040 2C5738060	6 6	STD 0.25 0.50 0.75 1.00 1.50 STD 0.25 0.50 0.75 1.00 1.50
1987-On	4169		4.2 L	6	TD42	Patrol Australian Diesel Eng	96.00 3.779	2.50 2.00 4.00	363 BF CR GI 126 RVT PC GI 553 CF CR GI 881 2PCO	2D4939	6	STD














YEAR	CC	CID	LITER	CYL	ENGINE	MODEL	BORE	GRV	RING TYPE	HAST SET	CYL SET	SIZE
												
NISSAN												
1987-On	4169		4.2 L	6	TB42, TB42S	Patrol Australian	96.00 3.779	2.00 2.00 4.00	032 BF PC GI 126 RVT PC GI 056 FV CR 732 FV CR 327 BF PM GI 126 RVT PC GI 056 FV CR 732 FV CR	4938 4938020 4938040 2M4938 2M4938020 2M4938030 2M4938040 2M4938060	6 6	STD 0.50 1.00 STD 0.50 0.75 1.00 1.50
				6	TB45DE, TB48DE	Gas Eng.	99.50 3.917	2.00 1.50 4.00	032 BF PC GI 126 RVT PC GI 056 FV CR 732 FV CR 335 T PM DI 126 RVT PC GI 056 FV CR 732 FV CR	4532 4532020 4532040 2M4532 2M4532020 2M4532040	6 6	STD 0.50 1.00 STD 0.50 1.00
2004-15	5552		5.6 L	8	VK56, VK56DE, QX56 DOHC Vin: U	Armada, Titan	98.00 3.858	1.50 1.50 2.50	032 BF PC GI 126 RVT PC GI 995 FV CR 732 FV CR 327 BF PM GI 126 RVT PC GI 995 FV CR 732 FV CR	5188 5188020 5188030 5188040 2M5188 2M5188020 2M5188030 2M5188040	8 8	STD 0.50 0.75 1.00 STD 0.50 0.75 1.00
	5654		5.7 L	6	ED6, FD6		100.00 3.937	3.00 2.00 4.50	335 T PM DI 126 RVT PC GI 860 FV CR 732 FV CR	2M4267 2M4267020	6	STD 0.50
OLIVER-White Motors (Listed by Cylinder Diameter)												
				4	Sleeved Eng.	Super 55, 55HC; Super 66, 66HC; 550 Gas & * Diesel	3 1/2	1/8 1/8 1/8 3/16	362 BF 3CR GI 126 RVT PC GI 126 RVT PC GI 860 FV CR 732 FV CR	2C5117	4	STD
				4	Sleeved Eng.	155 Gas & Diesel 2-44 550 & 660 Gas & Diesel	3 5/8	3/32 3/32 3/32 3/16	362 BF 3CR GI 126 RVT PC GI 126 RVT PC GI 860 FV CR 732 FV CR	2C7581	4	STD
				6		248 Gas 1600	3 5/8	3/32 3/32 3/16	032 BF PC GI 126 RVT PC GI 860 FV CR 732 FV CR	563 563020 563030	6	STD 0.50 0.75
				6	Sleeved Eng.	Super 88, 88KD, 880 Gas & Diesel, 1600 Diesel	3 3/4	1/8 1/8 1/8 3/16	362 BF 3CR GI 126 RVT PC GI 126 RVT PC GI 860 FV CR 732 FV CR	2C5028	6	STD
				4		OC4 Gas	3 3/4	3/32 1/8 3/16 3/16	363 BF CR GI 126 RVT PC GI 860 FV CR 732 FV CR 501 1PCO PC GI	2C6581	1	STD
				6	Sleeved Eng.	77KD Dist., Super 77 Gas & Diesel Super 88 Gas & Diesel 88 Diesel 88HC, 88KD Dist. 177HC Ind., 188D, 188HC Ind.	3 3/4	1/8 1/8 1/8 1/4	362 BF 3CR GI 126 RVT PC GI 126 RVT PC GI 860 FV CR 732 FV CR	2C7747	6	STD
				6		1800 Gas	3 3/4	3/32 3/32 3/32 3/16	363 BF CR GI 126 RVT PC GI 126 RVT PC GI 860 FV CR 732 FV CR	2C7702	6	STD


YEAR	CC	CID	LITER	CYL	ENGINE	MODEL	BORE	GRV	RING TYPE	HAST SET Set #	CYL SET	SIZE
OLIVER-White Motors (Listed by Cylinder Diameter)												
				6		283 Diesel 2-78, 4-78; 4-105 Gas 1650, 1800 Diesel, 1850 Gas	3 7/8	3/32 3/32 3/32 3/16	363 BF CR GI 126 RVT PC GI 126 RVT PC GI 860 FV CR 732 FV CR	2C7703	6	STD
				6	Sleeved Eng.	1750, 1755, 1800, 1850 Gas; 1650, 1800 Series Diesel 3 Ring Piston	3 7/8	3/32 3/32 3/16	363 BF CR GI 126 RVT PC GI 860 FV CR 732 FV CR	2C7179	6	STD
				6		1750G Gas to S/N 147260	3 7/8	3/32 3/32 3/16	032 BF PC GI 126 RVT PC GI 860 FV CR 732 FV CR	668 668010 668020 668030 668040 668060 668080	6	STD 0.25 0.50 0.75 1.00 1.50 2.00
				6					362 BF 3CR GI 126 RVT PC GI 860 FV CR 732 FV CR	2C668 2C668010 2C668020 2C668030 2C668040 2C668060 2C668080	6	STD 0.25 0.50 0.75 1.00 1.50 2.00
				6	Sleeved Eng.	99D, 99HC, Super 99 199D Ind., 199HC Ind., 950 Gas & Diesel	4.000	1/8 1/8 1/8 3/16	363 BF CR GI 126 RVT PC GI 126 RVT PC GI 860 FV CR 732 FV CR	2C4007	6	STD
				4		80 HC	4 1/2	3/16 3/16 3/16 3/16	362 BF 3CR GI 102 T PC GI 401 SCRP PC GI 860 FV CR 732 FV CR	2C4157	4	STD
OLIVER-White Motors Increased Bore Sleeve (Listed by Cylinder Diameter)												
				6	70HC, 70KD Eng. Sleeved Eng.	Genuine Slv. Kit S190 McQuay Norris SA182 Sealed Power SL 1810 Thompson Piston #L17733 White Mach. G218HCH	3 1/4	3/32 3/32 5/32 5/32	032 BF PC GI 126 RVT PC GI 860 FV CR 732 FV CR 501 1PCO PC GI	144 144040 144060	6	STD 1.00 1.50
				6					362 BF 3CR GI 126 RVT PC GI 860 FV CR 732 FV CR 501 1PCO PC GI	2C144	6	STD
				4	.66D, 66HC, Ind. 166D Sleeved Eng.	McQuay Norris #AS164	3 1/2	3/32 3/32 3/32 1/4	362 BF 3CR GI 126 RVT PC GI 126 RVT PC GI 860 FV CR 732 FV CR	2C7503	4	STD
				4	Super 55, 55D, 66, 66D, 66KD, 166HC Sleeved Eng.	Allied Slv. Kit #WSA283, 288 Permite #CSA283, 288	3 3/4	1/8 1/8 1/8 3/16	362 BF 3CR GI 126 RVT PC GI 126 RVT PC GI 860 FV CR 732 FV CR	2C7669	4	STD
				6	Super 77, Super 77D, 77KD, 88D, 88HC, 770, 770D Sleeved Eng.	McQuay Norris Kit #SA166, 202, 224, 227	3 3/4	3/32 3/32 3/32 1/4	363 BF CR GI 126 RVT PC GI 126 RVT PC GI 860 FV CR 732 FV CR	2C7139	6	STD

YEAR	CC	CID	LITER	CYL	ENGINE	MODEL	BORE	GRV	RING TYPE	HAST SET Set #	CYL SET	SIZE
OLIVER-White Motors Increased Bore Sleeve (Listed by Cylinder Diameter)												
				6	Super 77, 77D, 77HC, 77KD, 88D, 88HC, Ind. Sleeved Eng.	166HC, Ind., 188D M & W Gear SP18D Sealed Power SL1811 Thompson SA176	3 3/4	1/8 1/8 1/8 1/4	362 BF 3CR GI 126 RVT PC GI 126 RVT PC GI 860 FV CR 732 FV CR	2C7747	6	STD
				6	Super 77, 77D, 77HC, 77KD, 88D, 88HC, Ind. 166HC, Ind., 188D Sleeved Eng.	White Mach. G225AHCH M & W Slv. Kit SP123 Diesel Eng.	3 3/4	1/8 1/8 1/8 3/16	362 BF 3CR GI 126 RVT PC GI 126 RVT PC GI 860 FV CR 732 FV CR	2C5028	6	STD
ONAN (Listed by Cylinder Diameter)												
				2		OTC, OTC44GN	2 3/4	3/32 3/32 3/16	126 RVT PC GI 126 RVT PC GI 871 FV CR 732 FV CR	6008 6008010 6008020 6008030	2	STD 0.25 0.50 0.75
				2		VFA-W4, W2C, W2S, W3M, W3S	3.000	3/32 3/32 1/8 3/16	102 T PC GI 102 T PC GI 102 T PC GI 501 1PCO PC GI 825 2PCO	5172	2	STD
				2		B48G model 20 HP GA020/3707E	3 1/4	5/64 5/64 3/16	032 BF PC GI 126 RVT PC GI 860 FV CR 732 FV CR	4398 4398010	2	STD 0.25
				2		CCK, CCKM, MF/471C	3 1/4	3/32 3/32 3/16	032 BF PC GI 126 RVT PC GI 860 FV CR 732 FV CR	6261 6261020 6261040	2	STD 0.50 1.00
				2 1 4		CCK, CCKA, CCKB, J60, JB, VB J30, LK J120, JC, K120	3 1/4	3/32 3/32 3/16	032 BF PC GI 126 RVT PC GI 860 FV CR 732 FV CR 362 BF 3CR GI 126 RVT PC GI 860 FV CR 732 FV CR	7785 7785020 7785030 7785040 2C7785	1 1	STD 0.50 0.75 1.00 STD
				2		NH, NHC	3 9/16	3/32 3/32 3/16	362 BF 3CR GI 126 RVT PC GI 860 FV CR 732 FV CR	2C5360	2	STD
				2		NHC Late Design	3 9/16	5/64 5/64 3/16	032 BF PC GI 126 RVT PC GI 860 FV CR 732 FV CR	6962 6962010 6962020	1	STD 0.25 0.50
OPEL												
2003-On 2004-On 2001-On	1000 1199 1364		1.0 L 1.2 L 1.4 L	4 4 4	Z 10 XEP Z 12 XEP Z 14 XEP	Agila, Corsa Agial, Astra, Corsa 1.2 I Astra, Corsa, Meriva	73.40 2.890	1.20 1.20 2.00	398 BF CR S 126 RVT PC GI 993 FV CR 005 FV CR	2C4162 2C4162020	4	STD 0.50
1996-00 1998-00	973 1199		1.0 L 1.2 L	4 4	X10XE, Z10XE Z12XE, X12XE	Agila, Corsa Astra, Agila, Corsa	72.50 2.854	1.20 1.50 2.00	398 BF CR S 126 RVT PC GI 990 FV CR 732 FV CR 322 BF GN SS 126 RVT PC GI 990 FV CR 732 FV CR	2C5675 2C567550 2N5675 2N567525 2N567550	1 1	STD 0.50 STD 0.25 0.50
1979-91	1078 1297		1.1 L 1.3 L	4 4	11N, 11S 13 N, 13 NB, 13 SB	Kadett Ascona, Kadett, Manta	75.00 2.953	1.75 2.00 4.00	032 BF PC GI 401 SCRPP PC GI 056 FV CR 732 FV CR 362 BF 3CR GI 401 SCRPP PC GI 056 FV CR 732 FV CR	4248 4248020 2C4248 2C4248020 2C4248030 2C4248040 2C4248060	4 4	STD 0.50 STD 0.50 0.75 1.00 1.50

YEAR	CC	CID	LITER	CYL	ENGINE	MODEL	BORE	GRV	RING TYPE	HAST SET Set #	CYL SET	SIZE
OPEL												
2017-On	1119		1.2 L	3	B 12 XE	Crossland	75.00 2.953	1.00 1.00 2.00	322 BF GN SS 406 N PC DI 248 CF CR 881 2PCO	2N4069 2N406925	3	STD 0.25
	1196		1.2 L	4	12NZ, C12NZ, X12SZ	Corsa	72.00 2.835	1.50 1.50 3.00	363 BF CR GI 126 RVT PC GI 054 FV CR 732 FV CR	2C5251 2C5251020	4	STD 0.50
1973-80	1196		1.2 L	4	12N, 12NC, 12S, 12SC, E12GV	Ascona, Corsa, Kadette, Manta	79.00 3.110	2.00 2.00 5.00	032 BF PC GI 401 SCRPP PC GI 871 FV CR 732 FV CR	4413 4413020 4413040	4	STD 0.50 1.00
									362 BF 3CR GI 401 SCRPP PC GI 871 FV CR 732 FV CR	2C4413 2C4413020 2C4413040	4	STD 0.50 1.00
2003-201	1248		1.3 L	4	Z 13 DT, Y 13 DT Euro 3/4	Agila, Corsa, Combo, Meriva Diesel Eng	69.60 2.740	2.00 1.50 2.00	205 BF CR DI 206 TF PC DI 248 CF CR 881 2PCO	2D7101 2D710140 2D710160	1	STD 0.40 0.60
2006-On	1248		1.3 L	4	A 13 DTC, A 13 DTR A 13 FD Euro 5	Corsa, Combo Turbo Diesel	69.60 2.740	1.50 1.50 2.00	239 BF CC DI 123 RVT PC DI 248 CF CR 881 2PCO	2D7836 2D783640	4	STD 0.40
1979-On	1300		1.3 L	4		Ascona CD, GL, GLS, J, L, LS, N, SR; Berlina, S; Berlinetta, Corsa, GT, TR; Kadett, Manta, CC Special Caravan, Sprint C, Voyage	75.00 2.953	1.50 1.50 3.00	032 BF PC GI 435 SCRPP PC GI 054 FV CR 732 FV CR	5076 5076010 5076020 5076030 5076040	4	STD 0.25 0.50 0.75 1.00
									363 BF CR GI 435 SCRPP PC GI 054 FV CR 732 FV CR	2C5076 2C5076010 2C5076020 2C5076030 2C5076040	4	STD 0.25 0.50 0.75 1.00
1979-91	1297		1.3 L	4	1.3NB, 1.3S	Corsa, Kadett	75.00 2.953	1.50 1.50 4.00	032 BF PC GI 435 SCRPP PC GI 056 FV CR 732 FV CR	7228 7228020 7228030 7228040 7228060	4	STD 0.50 0.75 1.00 1.50
									363 BF CR GI 435 SCRPP PC GI 553 CF CR GI 881 2PCO	2D7228 2D722850 2D722875 2D7228100 2D7228150	4	STD 0.50 0.75 1.00 1.50
2010-On	1364		1.4 L	4	A 14 NET Euro 5	Astra, Corsa, Insignia	72.50 2.854	1.20 1.20 2.00	322 BF GN SS 406 N PC DI 987 FV GN SS 714 GN SS	2N4141	4	STD
	1389		1.4 L	4	Z 14 XE	Astra Corsa	77.60 3.055	1.20 1.50 2.00	398 BF CR S 401 SCRPP PC GI 993 FV CR 005 FV CR	2C5218 2C5218020 2C5218030	4	STD 0.50 0.75
1988-199	1389		1.4 L	4	C1.4NZ	Astra, Corsa, Kadett	77.60 3.055	1.50 1.50 3.00	032 BF PC GI 401 SCRPP PC GI 054 FV CR 732 FV CR	4812 4812010 4812020 4812030 4812040	4	STD 0.25 0.50 0.75 1.00
									362 BF 3CR GI 401 SCRPP PC GI 054 FV CR 732 FV CR	2C4812 2C4812010 2C4812020 2C4812030 2C4812040	4	STD 0.25 0.50 0.75 1.00

YEAR	CC	CID	LITER	CYL	ENGINE	MODEL	BORE	GRV	RING TYPE	HAST SET Set #	CYL SET	SIZE
OPEL												
1965-71	1500		1.5 L	4		Rekord B, C, L	82.50 3.248	2.00 2.00 5.00	032 BF PC GI 401 SCRPP PC GI 871 FV CR 732 FV CR 362 BF 3CR GI 401 SCRPP PC GI 871 FV CR 732 FV CR	6823 2C6823 2C6823060	4 4	STD STD 1.50
1997-On	1598		1.6 L	4		16V Astra, Vectra W/2.0Mm Oil Grv.	79.00 3.110	1.20 1.50 2.00	398 BF CR S 126 RVT PC GI 993 FV CR 005 FV CR	2C4596 2C4596020	4	STD 0.50
1997-10	1598		1.6 L	4	Y 16 XE, Z 16 SE, Z 16 XE	Astra, Corsa, Vectra, Tigra	79.00 3.110	1.20 1.50 2.50	398 BF CR S 126 RVT PC GI 995 FV CR 732 FV CR	2C4621 2C4621020 2C4621040	4	STD 0.50 1.00
2000-10	1598		1.6 L	4	Z 16 XEP, Z 16 XE1	Astra, Meriva, Vectra	79.00 3.110	1.20 1.20 2.00	398 BF CR S 126 RVT PC GI 993 FV CR 005 FV CR	2C5828 2C5828020	4	STD 0.50
1982-89	1598		1.6 L	4	16 D, 16 DA	Ascona C, Kadett D Kadett E Diesel Eng w/ 2pc Oil	80.00 3.150	2.00 2.00 3.00	032 BF PC GI 401 SCRPP PC GI 054 FV CR 732 FV CR 362 BF 3CR GI 401 SCRPP PC GI 204 CF CR DI 881 2PCO	4709 4709020 2D4709 2D470950	4 4	STD 0.50 STD 0.50
1970	1600		1.6 L	4	16 N, 16 S	Ascona Manta	85.00 3.346	2.00 2.00 5.00	032 BF PC GI 126 RVT PC GI 871 FV CR 732 FV CR 362 BF 3CR GI 126 RVT PC GI 871 FV CR 732 FV CR	4415 4415020 4415030 4415060 2C4415 2C4415020 2C4415030 2C4415040	4 4	STD 0.50 0.75 1.50 STD 0.50 0.75 1.00
1959-65	1600		1.6 L	4		Car-A-Van 17, Olympia, Rekord P17	85.00 3.346	2.50 2.50 5.00	032 BF PC GI 401 SCRPP PC GI 871 FV CR 732 FV CR 362 BF 3CR GI 401 SCRPP PC GI 871 FV CR 732 FV CR	5993 5993030 5993040 5993060 2C5993 2C5993030 2C5993040 2C5993060	4 4	STD 0.75 1.00 1.50 STD 0.75 1.00 1.50
2007-14	1686		1.7 L	4	A17DT, A1DTC, A17DTI A17DTJ, A17DTL, A17DTR, A17DTS, Z17DT, Z17DTJ, Z17DTR	Astra, Corsa, Meriva, Zafira	79.00 3.110	2.00 2.00 3.00	276 HKST GN SS 236 TF CR DI 203 CF GN SS 881 2PCO	2D7540 2D754025 2D754050	4	STD 0.25 0.50
1965-On	1698		1.7 L	4		Car-A-Van, Coupe, L, Rekord, 75 Din-Ps	88.00 3.464	2.00 2.00 5.00	032 BF PC GI 401 SCRPP PC GI 871 FV CR 732 FV CR 362 BF 3CR GI 401 SCRPP PC GI 871 FV CR 732 FV CR	6837 2C6837	4 4	STD STD
	1700		1.7 L	4		Astra, Kadett, Vectra	82.49 3.247	2.00 2.00 3.00	363 BF CR GI 401 SCRPP PC GI 054 FV CR 732 FV CR	2C4821 2C4821020	4	STD 0.50

YEAR	CC	CID	LITER	CYL	ENGINE	MODEL	BORE	GRV	RING TYPE	HAST SET	CYL SET	SIZE
												
OPEL												
1997-On	1799		1.8 L	4		Astra 180ie Ecotec	81.60 3.212	1.50 1.50 3.00	032 BF PC GI 401 SCRPP PC GI 054 FV CR 732 FV CR 363 BF CR GI 401 SCRPP PC GI 054 FV CR 732 FV CR	5200 5200020 5200040 2C5200 2C5200020	4 4	STD 0.50 1.00 STD 0.50
	1796		1.8 L	4	X18XE1	Astra, Vectra	80.50 3.169	1.20 1.20 2.00	398 BF CR S 126 RVT PC GI 993 FV CR 005 FV CR	2C5185 2C5185010 2C5185020 2C5185030 2C5185040	4	STD 0.25 0.50 0.75 1.00
	1800 2400		1.8 L 2.4 L	4 4		Calibra, Vectra Calibra, Vectra	81.60 3.212	1.50 1.50 3.00	363 BF CR GI 401 SCRPP PC GI 997 FV CR 732 FV CR	2C5269	2	STD
1976-80	1817		1.8 L	4		Isuzu	84.07 3.310	2.00 2.00 4.00	032 BF PC GI 401 SCRPP PC GI 056 FV CR 732 FV CR 362 BF 3CR GI 401 SCRPP PC GI 056 FV CR 732 FV CR	9101 9101010 9101020 9101030 9101040 9101060 2C9101 2C9101010 2C9101020 2C9101030 2C9101040 2C9101060	4 4	STD 0.25 0.50 0.75 1.00 1.50 STD 0.25 0.50 0.75 1.00 1.50
1998-01	1870		1.9 L	4	F8Q	600, 606, 676, 714, 730, 732 Diesel Eng	80.00 3.150	2.00 2.00 3.00	219 BF PM DI 209 RVT PC DI 204 CF CR DI 881 2PCO	2M5860	1	STD
2004-10			1.9 L	4	Z 19 DTH, Z 19 DTJ	Cdti Astra, Signum, Vectra, Zafira Turbo Diesel	82.00 3.228	2.00 2.00 2.00	205 BF CR DI 214 RVL PC DI 248 CF CR 881 2PCO	2D7366	1	STD
2007-On	1998		2.0 L	4	X20XER, Z20LEH, Z20LER, Z20LET,	Astra, Vectra	86.00 3.307	1.20 1.50 2.50	322 BF GN SS 406 N PC DI 987 FV GN SS 714 GN SS	2N4189 2N418925 2N418950	4	STD 0.25 0.50
2000-10	2198		2.2 L	4	Y22SE, Z22SE, Z22XE, Z22YH	Astra, Vectra, Omega						
2008-On	1956		2.0 L	4	A 20 DT, A 20 DTC, A 20 DTE, A 20 DTH, A 20 DTJ, A 20 DTL, A 20 DTR, A 20 FD Y 20 DTJ, Z 20 DTJ	Astra, Cascada, Combo Insignia, Zafira Diesel Eng Turbo Intercooled	83.00 3.268	1.50 1.50 2.00	239 BF CC DI 406 N PC DI 553 CF CR GI 881 2PCO	2D7528 2D752840	4	STD 0.40
2006-On	1991		2.0 L	4	Z 20DM, Z20 DHM, Z20S	Antara	83.00 3.268	2.00 2.00 3.00	227 FKST CR DI 123 RVT PC DI 203 CF GN SS 881 2PCO	2D7810 2D781050	4	STD 0.50
1998-05	1896		2.0 L	4	X20DTL, Y20DTL SOHC	Astra, Vectra Diesel Eng	84.00 3.307	2.00 1.75 3.00	205 BF CR DI 218 TF PC DI 204 CF CR DI 881 2PCO	2D7290	1	STD
1997-05	1995		2.0 L	4	X 20 DTH SOHC	Astra, Vectra Turbo Diesel W/Keystone Top Grv.	84.00 3.307	2.50 1.75 3.00	241 FKST CC DI 218 TF PC DI 204 CF CR DI 881 2PCO	2D7376	1	STD
1997-05	1995		2.0 L	4	Y 20 DTH	Astra, Omega, Vectra	84.00	1.75	205 BF CR DI	2D7167	1	STD
1997-08	2172		2.2 L	4	X 22 DTH, Y 22 DTH, Y 22 DTR SOHC	Turbo Diesel	3.307	1.75 1.75 3.00	218 TF PC DI 204 CF CR DI 881 2PCO			
2006-On	1995		2.0 L	4	M9R	Turbo Diesel	84.00 3.307	2.50 2.00 2.00	211 HKST CC DI 210 SCRPP TF PC DI 248 CF CR 881 2PCO	2D7343 2D734350	1	STD 0.50














YEAR	CC	CID	LITER	CYL	ENGINE	MODEL	BORE	GRV	RING TYPE	HAST SET	CYL SET	SIZE
												
OPEL												
1975-81	2000		2.0 L	4		Rekord 2000 Diesel Eng W/ 3PC Oil	86.50 3.405	2.00 2.00 4.00	362 BF 3CR GI 401 SCRPP PC GI 056 FV CR 732 FV CR	2C5591	4	STD
1986-98	1998		2.0 L	4	20 E, 20 SE, 20 SEH, 20 SER, 20 XE, C 20 LET, C 20 NE, C 20 XE, X 20 XEV	Ascona, Astra, Calibra, Kadett, Omega, Vectra	86.00 3.386	1.50 1.50 3.00	032 BF PC GI 126 RVT PC GI 872 FV CR 732 FV CR	4601 4601020 4601030 4601040 4601060	4	STD 0.50 0.75 1.00 1.50
1994-01	2962		3.0 L	6	X 30 XE	Omega, Sintra 3.0 I 24 V			397 BF PM S 126 RVT PC GI 872 FV CR 732 FV CR	2M4601 2M4601010 2M4601020 2M4601030 2M4601040 2M4601060	4	STD 0.25 0.50 0.75 1.00 1.50
1972-On			2.1 L	4		Rekord 2100D Diesel Eng	88.00 3.464	2.00 2.00 2.00 5.00	362 BF 3CR GI 032 BF PC GI 401 SCRPP PC GI 553 CF CR GI 881 2PCO	2D4423 2D442350	4	STD 0.50
2000-On	2188		2.2 L	4	G9T.720, G9T.722, G9T.750	Movano Turbo Diesel	87.00 3.425	3.00 1.75 2.50	228 HKST PM DI 209 RVT PC DI 204 CF CR DI 881 2PCO	2M7349	1	STD
1984-On	2197		2.2 L	4		Monza, Rekord, Senator Cd, Gl, Gls	95.00 3.740	1.75 1.50 3.50	032 BF PC GI 126 RVT PC GI 058 FV CR 732 FV CR	5161 5161020	4	STD 0.50
									362 BF 3CR GI 126 RVT PC GI 058 FV CR 732 FV CR	2C5161 2C5161020	4	STD 0.50
2003-06	2464		2.5 L	4	G9U.630, G9U.632, G9U.720	Movano, Vivaro Turbo Diesel	89.00 3.504	3.00 1.75 2.50	228 HKST PM DI 218 TF PC DI 204 CF CR DI 881 2PCO	2M7328	1	STD
1967-88	2490		2.5 L	6	25 CIH	Blitz, Commodore, Senator	87.00	2.00	032 BF PC GI	4416	6	STD
1967-76	2490		2.5 L	6	25H	Commodore A/B	3.425	2.00	126 RVT PC GI	4416030		0.75
1967-83	2490		2.5 L	6	25S	Commodore A/B/C, Senator		5.00	871 FV CR 732 FV CR	4416040		1.00
									362 BF 3CR GI 126 RVT PC GI 871 FV CR 732 FV CR	2C4416 2C4416020 2C4416040	6	STD 0.50 1.00
1989-97	2499		2.5 L	4	4JA1	Chrome Slv Use 7384 Only Diesel Eng	93.00 3.661	2.00 2.00 4.00	252 BF PC GI 218 TF PC DI 200 CF PC GI 881 2PCO	7384	1	STD
									217 BF CR DI 218 TF PC DI 204 CF CR DI 881 2PCO	2C7384	1	STD
1996-98	2500		2.5 L	4	25TDS (VM41B)	Frontera Turbo Diesel	92.00 3.622	2.50 2.00 4.00	225 FKST CR DI 210 SCRPP TF PC DI 204 CF CR DI 881 2PCO	2C7458	1	STD
1937-53	2500		2.5 L	6		Blitzwagen, Kapitan, Super Six	80.00 3.150	3.00 3.00 4.75	102 T PC GI 401 SCRPP PC GI 871 FV CR 732 FV CR	5806	6	STD
1990-94	2594		2.6 L	6	C 26 NE	Omega, Senator	88.80 3.496	1.50 1.50 3.00	362 BF 3CR GI 126 RVT PC GI 054 FV CR 732 FV CR	2C5283	6	STD

YEAR	CC	CID	LITER	CYL	ENGINE	MODEL	BORE	GRV	RING TYPE	HAST SET Set #	CYL SET	SIZE
OPEL												
1959-64	2600		2.6 L	6		Blitz, Kapitan P, PI	85.00 3.346	2.50 2.50 5.00	032 BF PC GI 401 SCRPP PC GI 871 FV CR 732 FV CR 362 BF 3CR GI 401 SCRPP PC GI 871 FV CR 732 FV CR	5994 5994030 5994040 5994060 2C5994 2C5994030 2C5994040 2C5994060	6 6	STD 0.75 1.00 1.50 STD 0.75 1.00 1.50
1965-On	2784		2.8 L	6	28E, 28HL, 28S	Admiral, Commodore, Diplomat 2600E	92.00 3.622	2.00 2.00 5.00	032 BF PC GI 401 SCRPP PC GI 860 FV CR 732 FV CR 362 BF 3CR GI 401 SCRPP PC GI 860 FV CR 732 FV CR	5084 5084020 2C5084 2C5084020 2C5084040	6 6	STD 0.50 STD 0.50 1.00
1998-01	2799		2.8 L	4	S9W.700, S9W.702 Eng.2572280-On	Movano Turbo Diesel	94.40 3.716	2.50 2.00 2.50	233 FKST PM DI 210 SCRPP TF PC DI 204 CF CR DI 881 2PCO	2M7450	1	STD
1998-01	2799		2.8 L	4	S9W.700, S9W.702 Through - Eng.2572279	Movano Turbo Diesel	94.40 3.716	3.00 2.00 3.00	225 FKST CR DI 209 RVT PC DI 204 CF CR DI 881 2PCO	2C7353	1	STD
1987-94	2969		2.8 L	4	C 30 NE	Omega, Senator	95.00 3.740	2.00 2.00 4.00	032 BF PC GI 126 RVT PC GI 056 FV CR 732 FV CR 362 BF 3CR GI 126 RVT PC GI 056 FV CR 732 FV CR	4246 4246040 2C4246 2C4246040	4 4	STD 1.00 STD 1.00
1985-91	2962		3.0 L	6	RB30E OHC	VI Commodore, Nissan Australia Incl. Turbo	86.00 3.386	1.50 1.50 4.00	376 BF CR DI 435 SCRPP PC GI 058 FV CR 732 FV CR	2C4713 2C4713010 2C4713020 2C4713030 2C4713040	6	STD 0.25 0.50 0.75 1.00














YEAR	CC	CID	LITER	CYL	ENGINE	MODEL	BORE	GRV	RING TYPE	HAST SET Set #	CYL SET	SIZE
PACKARD												
1957-58 1954	4736 5883	289 359	4.7 L 5.9 L	8		All Models 57L, 58, 58L Packard, 5406, 5426, 5431 212 H.P.	3 9/16	5/64 5/64 3/16	032 BF PC GI 126 RVT PC GI 860 FV CR 732 FV CR	630 630060	8	STD 1.50
1955-56	5768	352	5.8 L	8		5560, 5580, 5640, 5650, Clipper, Custom, Deluxe, Patrician, Super, 400	4.000	5/64 5/64 3/16	032 BF PC GI 126 RVT PC GI 860 FV CR 732 FV CR	139 139010 139020 139030 139040 139060 139070 139080 139100	8	STD 0.25 0.50 0.75 1.00 1.50 1.75 2.00 2.50
									362 BF 3CR GI 126 RVT PC GI 860 FV CR 732 FV CR	2C139 2C139010 2C139020 2C139030 2C139040 2C139060 2C139070 2C139080	8	STD 0.25 0.50 0.75 1.00 1.50 1.75 2.00
									397 BF PM S 126 RVT PC GI 860 FV CR 732 FV CR	2M139 2M139005 2M139010 2M139020 2M139030 2M139040 2M139060 2M139070 2M139080 2M139100	8	STD 0.13 0.25 0.50 0.75 1.00 1.50 1.75 2.00 2.50
1956	6129	374	6.1 L	8		5680, 5688, Patrician, 400 Carribean	4 1/8	5/64 5/64 3/16	032 BF PC GI 126 RVT PC GI 860 FV CR 732 FV CR	661 661010 661020 661030 661040 661060	8	STD 0.25 0.50 0.75 1.00 1.50
									362 BF 3CR GI 126 RVT PC GI 860 FV CR 732 FV CR	2C661 2C661040	8	STD 1.00
									327 BF PM GI 126 RVT PC GI 860 FV CR 732 FV CR	2M661 2M661010 2M661020 2M661030 2M661040 2M661060	8	STD 0.25 0.50 0.75 1.00 1.50
1948-54 1948-54				8		All Eng.	3 1/2	3/32 3/32 3/16	032 BF PC GI 126 RVT PC GI 860 FV CR 732 FV CR	458	8	STD
1940-53				8		All Eng.	3 1/2	3/32 1/8 3/16	032 BF PC GI 126 RVT PC GI 860 FV CR 732 FV CR	4048	8	STD

YEAR	CC	CID	LITER	CYL	ENGINE	MODEL	BORE	GRV	RING TYPE	HAST SET Set #	CYL SET	SIZE
PALMER												
1986-91	4949	302	4.9 L	8			101.60 4.000	1.50 1.50 4.00	032 BF PC GI 126 RVT PC GI 635 FV CR 732 FV CR 327 BF PM GI 126 RVT PC GI 635 FV CR 732 FV CR	4346 4346020 4346030 4346040 4346060 2M4346 2M4346010 2M4346020 2M4346030 2M4346040 2M4346060	8 8	STD 0.50 0.75 1.00 1.50 STD 0.25 0.50 0.75 1.00 1.50
1968-85	4949 5752	302 351	4.9 L 5.8 L	8 8			4.000	5/64 5/64 3/16	032 BF PC GI 126 RVT PC GI 860 FV CR 732 FV CR 362 BF 3CR GI 126 RVT PC GI 860 FV CR 732 FV CR 397 BF PM S 126 RVT PC GI 860 FV CR 732 FV CR	139 139010 139020 139030 139040 139060 139070 139080 139100 2C139 2C139010 2C139020 2C139030 2C139040 2C139060 2C139070 2C139080 2M139 2M139005 2M139010 2M139020 2M139030 2M139040 2M139060 2M139070 2M139080 2M139100	8 8	STD 0.25 0.50 0.75 1.00 1.50 1.75 2.00 2.50 STD 0.25 0.50 0.75 1.00 1.50 1.75 2.00 2.50
	4982 5654	304 345	5.0 L 5.7 L	8			3 7/8	3/32 3/32 3/16	032 BF PC GI 126 RVT PC GI 860 FV CR 732 FV CR 362 BF 3CR GI 126 RVT PC GI 860 FV CR 732 FV CR 345 T PM GI 126 RVT PC GI 860 FV CR 732 FV CR	6302 6302010 6302020 6302030 6302040 6302060 2C6302 2C6302020 2C6302030 2C6302040 2C6302060 2M6302 2M6302030 2M6302040 2M6302060	8 8	STD 0.25 0.50 0.75 1.00 1.50 STD 0.50 0.75 1.00 1.50
	6424 6620	392 404	6.4 L 6.6 L	8			4 1/8	3/32 3/32 3/16	363 BF CR GI 126 RVT PC GI 860 FV CR 732 FV CR 327 BF PM GI 126 RVT PC GI 860 FV CR 732 FV CR	2C6094 2C6094020 2C6094030 2C6094040 2C6094060 2M6094 2M6094030 2M6094040 2M6094060	8 8	STD 0.50 0.75 1.00 1.50 STD 0.75 1.00 1.50

YEAR	CC	CID	LITER	CYL	ENGINE	MODEL	BORE	GRV	RING TYPE	HAST SET Set #	CYL SET	SIZE
PALMER												
	6571	401	6.6 L	8			4.165	5/64 5/64 3/16	032 BF PC GI 126 RVT PC GI 860 FV CR 732 FV CR 362 BF 3CR GI 126 RVT PC GI 860 FV CR 732 FV CR 327 BF PM GI 126 RVT PC GI 860 FV CR 732 FV CR	672 672030 672040 2C672 2M672 2M672030	8 8 8	STD 0.75 1.00 STD STD 0.75
	8997	549	9.0 L	8			4 1/2	3/32 3/32 3/16	032 BF PC GI 126 RVT PC GI 860 FV CR 732 FV CR 363 BF CR GI 126 RVT PC GI 860 FV CR 732 FV CR	6309 2C6309 2C6309020 2C6309030 2C6309040 2C6309060	8 8	STD STD 0.50 0.75 1.00 1.50
PERKINS (Listed by Cylinder Diameter)												
	2491 3327 4998	152 203 305	2.5 L 3.3 L 5.0 L	3 4 6	3A.152 4A.203D 6.305D Sleeved Eng.	S/N 1935854-on S/N 2939036-on For Late Piston Chrome Slvs use 7140 only Diesel Eng	3.601	3/32 3/32 1/8 1/4 1/4	103 T PC DI 103 T PC DI 103 T PC DI 502 1PCO PC DI 502 1PCO PC DI	7140	1	STD
	3474 3867	212 236	3.5 L 3.9 L	4	AG4-212 G4-236	Gas Eng.	3.877	3/32 3/32 3/32 1/4	362 BF 3CR GI 126 RVT PC GI 126 RVT PC GI 871 FV CR 732 FV CR	2C7243	4	STD
	3990 5985		4.0 L 6.0 L	4 6	1004.4 1006.6	Naturally Aspirated	100.00 3.937	2.50 2.50 4.00	362 BF 3CR GI 126 RVT PC GI 553 CF CR GI 881 2PCO	2C7258	1	STD
PEUGEOT												
2012-On	999		1.0 L	3	EAO	108, 208	71.00 2.795	1.00 1.00 2.00	322 BF GN SS 123 RVT PC DI 248 CF CR 881 2PCO	2N4057	3	STD
1975-87	954		1.0 L	4	XV3, XV5, XV8	104, 205	70.00 2.756	2.00 2.00 4.00	032 BF PC GI 401 SCRIP PC GI 055 FV CR 732 FV CR 362 BF 3CR GI 401 SCRIP PC GI 055 FV CR 732 FV CR	4373 4373040 2C4373 2C4373020	4 4	STD 1.00 STD 0.50
1987-On	954		1.0 L	4	TU9/C1/H1	106XN, 20J, 205XL ,GL,XE,XR, 205 Junior	70.00 2.756	1.50 1.50 3.00	032 BF PC GI 126 RVT PC GI 054 FV CR 732 FV CR 363 BF CR GI 126 RVT PC GI 054 FV CR 732 FV CR	5013 5013016 5013024 5013040 5013060 2C5013 2C5013016 2C5013024 2C5013032	4 4	STD 0.40 0.60 1.00 1.50 STD 0.40 0.60 0.80
2002-08	1124		1.1 L	4	TU1JP	Koral 1.1	72.00 2.835	1.50 1.50 2.50	376 BF CR DI 406 N PC DI 199 CF DI 881 2PCO	2C4128	4	STD

YEAR	CC	CID	LITER	CYL	ENGINE	MODEL	BORE	GRV	RING TYPE	HAST SET	CYL SET	SIZE
												
PEUGEOT												
1988-01	1124		1.1 L	4	TU1 (H1A/H1B/H3A) TU1M	106I, II, 206 I, II, 205 Box, 205II, 309II Partner	72.00 2.835	1.50 2.00 3.00	362 BF 3CR GI 401 SCRPP PC GI 054 FV CR 732 FV CR	2C9356 2C9356020	4	STD 0.50
1983-90	1124		1.1 L	4	XW3S, XW7	104, 205	72.00 2.835	1.50 2.00 4.00	032 BF PC GI 401 SCRPP PC GI 056 FV CR 732 FV CR 362 BF 3CR GI 401 SCRPP PC GI 056 FV CR 732 FV CR	4486 4486010 4486020 2C4486 2C4486010 2C4486020	4 4	STD 0.25 0.50 STD 0.25 0.50
1975-80 1972-82 1977-82	1127 1290 1472		1.1 L 1.3 L 1.5 L	4 4 4	XK5 XL5, XL5S XR5	204, 304 304, 305 305	78.00 3.071	1.75 2.00 4.00	032 BF PC GI 401 SCRPP PC GI 860 FV CR 732 FV CR 362 BF 3CR GI 401 SCRPP PC GI 860 FV CR 732 FV CR	6197 6197010 2C6197 2C6197010 2C6197020	4 4	STD 0.25 STD 0.25 0.50
2013-18	1119		1.2 L	3	HMP, HMT, HMZ, HNY, HNZ	108, 208, 308, 2008, 3008, 5008, Grand Raid	75.00 2.953	1.00 1.00 2.00	322 BF GN SS 406 N PC DI 248 CF CR 881 2PCO	2N4069 2N406925	3	STD 0.25
1968-73	1255		1.3 L	4	1.3 L diesel I4	204 Diesel Moteur XLD	75.00 2.953	1.50 1.50 4.00	032 BF PC GI 435 SCRPP PC GI 056 FV CR 732 FV CR 363 BF CR GI 435 SCRPP PC GI 553 CF CR GI 881 2PCO	7228 7228020 7228030 7228040 7228060 2D7228 2D722850 2D722875 2D7228100 2D7228150	4 4	STD 0.50 0.75 1.00 1.50 STD 0.50 0.75 1.00 1.50
1969-75	1288		1.3 L	4	XL3	304, 304S	76.00 2.992	1.75 2.00 4.00	102 T PC GI 401 SCRPP PC GI 056 FV CR 732 FV CR 362 BF 3CR GI 401 SCRPP PC GI 056 FV CR 732 FV CR	4330 4330010 4330020 4330030 4330040 2C4330 2C4330010 2C4330020 2C4330040	4 4	STD 0.25 0.50 0.75 1.00 STD 0.25 0.50 1.00
1987-90 1988-11	1294 1360		1.3 L 1.4 L	4 4	TU2.4 TU3 All K2B, KDX, KDZ KDY, KFZ, KAY, KFW KFV, KFT, K6F, K6E, KFY, KFZ, K2A, KDX	205II	75.00 2.953	1.75 2.00 3.00	362 BF 3CR GI 401 SCRPP PC GI 054 FV CR 732 FV CR	2C9372 2C9372010 2C9372020 2C9372030	4	STD 0.25 0.50 0.75
2001-09	1398		1.4 L	4	DV4TD, DV4TED4	206, 307, 1007 Turbo Diesel	73.70 2.902	2.50 1.95 2.50	213 FKST CC DI 209 RVT PC DI 248 CF CR 881 2PCO	2D7270 2D727025 2D727050	1	STD 0.25 0.50
1973-80	1357		1.4 L	4	Moteur XL4D	204, 304 Diesel Eng	78.00 3.071	1.75 2.00 3.00	362 BF 3CR GI 401 SCRPP PC GI 553 CF CR GI 881 2PCO	2D7239	4	STD
1993-12	1361		1.4 L	4	TU3JP, TU3JP-L4	106, 206, 306, 307 Partner 1.4i	75.00 2.953	1.50 1.50 2.50	032 BF PC GI 435 SCRPP PC GI 995 FV CR 732 FV CR 363 BF CR GI 435 SCRPP PC GI 995 FV CR 732 FV CR	5021 2C5021 2C5021010 2C5021020 2C5021030 2C5021040	4 4	STD STD 0.25 0.50 0.75 1.00














YEAR	CC	CID	LITER	CYL	ENGINE	MODEL	BORE	GRV	RING TYPE	HAST SET Set #	CYL SET	SIZE
PEUGEOT												
1987-10	1360		1.4 L	4	TU3A, TU3 F, TU3 F2C TU3M, TU3MC, TU3S	106, 205, 309, 405	75.00 2.953	1.75 2.00 3.00	032 BF PC GI 126 RVT PC GI 054 FV CR 732 FV CR 362 BF 3CR GI 126 RVT PC GI 054 FV CR 732 FV CR	5068 5068020 2C5068 2C5068010 2C5068020 2C5068030 2C5068040	4 4	STD 0.50 STD 0.25 0.50 0.75 1.00
1995-On	1527		1.5 L	4	TUD5, TUD 5B	106 1.5 D Diesel Eng	77.00 3.031	2.00 1.75 3.00	363 BF CR GI 102 T PC GI 553 CF CR GI 881 2PCO	2D4981 2D498125 2D498150 2D4981100	4	STD 0.25 0.50 1.00
2009-On	1560		1.6 L	4	DV6BTED4, DV6BTED4 DV6C, DV6CTED, DV6DTED, DV6DTED DV6DTEDM, DV6ETEDM	Partner, 207, 308, 508, 2008 Diesel Eng Incl. Turbo	75.00 2.953	2.50 1.95 2.00	271 FKST BF CC DI 406 N PC DI 248 CF CR 881 2PCO	2D7431 2D743125 2D743150	4	STD 0.25 0.50
2004-15	1560		1.6 L	4	DV6TED4, DV6ATED4, DV6UTED4	Expert, Grand Raid, Partner, 206, 207 Turbo Diesel	75.00 2.953	3.00 1.95 2.50	213 FKST CC DI 202 TTF PC DI 204 CF CR DI 881 2PCO	2D7254 2D725450	1	STD 0.50
1996-15	1587		1.6 L	4	NFU, NFX, TU 5 JP 4	106, 206, 307 Berlingo, C3, 110 Saxo Partner, Xsara	78.50 3.090	1.20 1.50 2.50	398 BF CR S 126 RVT PC GI 934 FV CR 732 FV CR	2C9369 2C9369020 2C9369030	4	STD 0.50 0.75
1994-04 1992-04	1581 1762		1.6 L 1.8 L	4 4	XU5JP, XU5JPZ XU7JB, XU7JP, XU7JPZ, XU7JP4 XU9J4	405, 406 306, 405 306, 406 Incl. Turbo	83.00 3.268	1.50 1.50 3.00	032 BF PC GI 126 RVT PC GI 054 FV CR 732 FV CR 376 BF CR DI 126 RVT PC GI 054 FV CR 732 FV CR	4651 4651010 4651020 4651040 2C4651 2C4651010 2C4651020 2C4651030 2C4651040 2C4651060	4 4	STD 0.25 0.50 1.00 STD 0.25 0.50 0.75 1.00 1.50
1984-96 1985-98	1580 1905		1.6 L 1.9 L	4 4	XU5J, XU5JA, XU5JM XU9J2, XU9JA XU9JAZ, XU9M, XU9S X92C	205, 309 205, 305, 405	83.00 3.268	1.50 1.50 4.00	376 BF CR DI 126 RVT PC GI 058 FV CR 732 FV CR	2C5881	4	STD
1987-On	1592		1.6 L	4	J2	205 GTX, 309 SR	80.60 3.173	1.75 2.00 4.00	032 BF PC GI 401 SCRPP PC GI 056 FV CR 732 FV CR 363 BF CR GI 401 SCRPP PC GI 056 FV CR 732 FV CR	4253 4253020 2C4253 2C4253020	4 4	STD 0.50 STD 0.50
1967-87	1618		1.6 L	4	XC6, XC5P, XC7P	404, 504, J7, J9	84.00 3.307	2.00 2.00 4.50	032 BF PC GI 401 SCRPP PC GI 871 FV CR 732 FV CR 362 BF 3CR GI 401 SCRPP PC GI 871 FV CR 732 FV CR	6713 6713020 6713030 2C6713	4 4	STD 0.50 0.75 STD














YEAR	CC	CID	LITER	CYL	ENGINE	MODEL	BORE	GRV	RING TYPE	HAST SET	CYL SET	SIZE
												
PEUGEOT												
1968-94	1796		1.8 L	4	KF5, XM, XM7, XM7A, XM7T	504, 505, J7, J5 Box	84.00 3.307	1.50 2.00 4.00	102 T PC GI 401 SCRPP PC GI 056 FV CR 732 FV CR	9516 9516010 9516020 9516030 9516032 9516040 9516060	4	STD 0.25 0.50 0.75 0.80 1.00 1.50
									362 BF 3CR GI 401 SCRPP PC GI 056 FV CR 732 FV CR	2C9516 2C9516010 2C9516020 2C9516024 2C9516030 2C9516032 2C9516040 2C9516060 2C9516063	4	STD 0.25 0.50 0.60 0.75 0.80 1.00 1.50 1.60
1996-15	1868		1.9 L	4	DW8, DW8B SOHC	206, 306, Expert Jumpy, Partner, Xsra Diesel Eng	82.20 3.236	2.00 2.00 3.00	362 BF 3CR GI 126 RVT PC GI 054 FV CR 732 FV CR	2C5858	4	STD 0.50
									205 BF CR DI 210 SCRPP TF PC DI 204 CF CR DI 881 2PCO	2D5858 2D585850	1	STD 0.50
1982-98	1905		1.9 L	4	XU5J, XU51C, XU5CP XU5S, XU51C, XU52C, XU92C	205 GTi, 305 GT, GTX, 405	83.00 3.268	1.75 1.75 4.00	032 BF PC GI 126 RVT PC GI 056 FV CR 732 FV CR	5046	4	STD
									362 BF 3CR GI 126 RVT PC GI 056 FV CR 732 FV CR	2C5046	4	STD
1982-02	1905		1.9 L	4	XUD 9, XUD 9 A	205, 305, 306, 309,405, Boxer, Partner, Ranch Diesel Eng	83.00 3.268	2.00 2.00 3.00	032 BF PC GI 126 RVT PC GI 054 FV CR 732 FV CR	4865 4865020	4	STD 0.50
									362 BF 3CR GI 126 RVT PC GI 204 CF CR DI 881 2PCO	2D4865 2D486550	4	STD 0.50
1982-98	1905		1.9 L	4	XUD 9, XUD 9 A	205, 305, 306, 309,405, Boxer, Partner, Ranch Diesel Eng	83.00 3.268	2.00 2.00 3.00	239 BF CC DI 123 RVT PC DI 204 CF CR DI 881 2PCO	2D7435 2D743525 2D743550	1	STD 0.25 0.50
1997-04	1905		1.9 L	4	XUD9A, XUD9TE XUD9TF	306, 309, 405, 406 406, Expert, 806, Boxer Diesel Eng	83.00 3.268	3.00 2.00 3.00	221 FKST CC DI 202 TTF PC DI 204 CF CR DI 881 2PCO	2D7351	1	STD
1988-96	1905		1.9 L	4	XUD9A, XUD9BSD, XUD9SD, XUD9TE	306, 309, 405, 406 406, Expert, 806, Boxer Diesel Eng	83.00 3.268	3.50 2.00 3.00	224 FKST PM DI 202 TTF PC DI 204 CF CR DI 881 2PCO	2M7157	1	STD
1968-89	1948		1.9 L	4	XD 88, XDP 4.88	504, J7 Diesel Eng W/3 PC Oil	88.00 3.464	2.00 2.00 2.00 4.50	032 BF PC GI 126 RVT PC GI 126 RVT PC GI 871 FV CR 732 FV CR	6861 6861020	4	STD 0.50
									362 BF 3CR GI 126 RVT PC GI 126 RVT PC GI 871 FV CR 732 FV CR	2C6861 2C6861020 2C6861040	4	STD 0.50 1.00
2010-On	1997		2.0 L	4	AHR, AHV, AHW, AHX, AHZ, RHZ, RHD, RHE, RHH, DW10FD	308, 407, 508, 5008, Expert Diesel Eng	85.00 3.346	2.00 2.00 2.00	272 HKST BF CC DI 123 RVT PC DI 248 CF CR 881 2PCO	2D4143 2D414360	4	STD 0.60














YEAR	CC	CID	LITER	CYL	ENGINE	MODEL	BORE	GRV	RING TYPE	HAST SET	CYL SET	SIZE
												
PEUGEOT												
2000-06 2000-04	1997 2179		2.0 L 2.2 L	4 4	DW10ATED, DW10BTED DW12BTED4, DW12TED4	Break, Expert Boxer, Break, Coupe Turbo Diesel	85.00 3.346	3.50 2.00 3.00	213 FKST CC DI 210 SCRPF TF PC DI 204 CF CR DI 881 2PCO	2D7176 2D717660	1	STD 0.60
1992-04	1998		2.0 L	4	XU102C, XU10J2 XU10J2TE, XU10J4 XU10J4R	405 SRi, STi, GTX, Motor Hunter 605 SLi, SRi, SVi	86.00 3.386	1.50 1.75 3.00	032 BF PC GI 126 RVT PC GI 054 FV CR 732 FV CR 397 BF PM S 126 RVT PC GI 054 FV CR 732 FV CR	5065 5065020 2M5065 2M5065010 2M5065020 2M5065030 2M5065040 2M5065060	4 4	STD 0.50 STD 0.25 0.50 0.75 1.00 1.50
1971-89	1971		2.0 L	4	XN1, XN1A, XN1T, XN1TA, XN1P, XN1T, XN2, ZMJ	504, 505, J5, J9	88.00 3.464	1.50 2.00 4.00	032 BF PC GI 126 RVT PC GI 056 FV CR 732 FV CR 362 BF 3CR GI 126 RVT PC GI 056 FV CR 732 FV CR	4279 4279020 2C4279 2C4279010 2C4279020 2C4279040	4 4	STD 0.50 STD 0.25 0.50 1.00
1999-12	1998		2.0 L	4	EW 10 J4, EW 10L3, EW 10L4	206, 307, 308, 407, 807	85.00 3.346	1.20 1.50 2.50	398 BF CR S 126 RVT PC GI 995 FV CR 732 FV CR 220 TBF PM DI 406 N PC DI 995 FV CR 732 FV CR	2C4106 2C410625 2C410650 2M4106 2M410620 2M410640 2M410660 2M410680	4 4	STD 0.25 0.50 STD 0.20 0.40 0.60 0.80
1968-86	2112		2.1 L	4	XDP90, XD4x90	504, J7	90.00 3.543	2.00 2.00 2.00 4.50	032 BF PC GI 126 RVT PC GI 126 RVT PC GI 860 FV CR 732 FV CR 362 BF 3CR GI 126 RVT PC GI 126 RVT PC GI 553 CF CR GI 881 2PCO	5486 2D5486 2D548650	4 4	STD STD 0.50
2007-On	2179		2.2 L	4	DW12C, DW12MTED4, DW12MTED4	508, 4007 Diesel Eng	85.00 3.346	2.50 2.00 2.00	273 FKST BF CC DI 126 RVT PC GI 248 CF CR 881 2PCO	2D7549 2D754925 2D754950	4	STD 0.25 0.50
1975-93	2304		2.3 L	4	EN 55 XD2, XD3	504, 505D w/o Turbo Diesel Eng	94.00 3.701	2.00 2.00 4.00	362 BF 3CR GI 126 RVT PC GI 860 FV CR 732 FV CR	2C5633 2C5633010 2C5633016 2C5633020 2C5633040	4	STD 0.25 0.40 0.50 1.00
1984-On	2500		2.5 L	4	CRD93, CRD93L	J5 Diesel Eng	93.00 3.661	2.50 2.00 4.00	335 T PM DI 126 RVT PC GI 553 CF CR GI 881 2PCO	2D9349 2D934950 2D934975	4	STD 0.50 0.75
1977-84	2664		2.7 L	6	ZM (112), ZMJ (140)	504, 604	88.00 3.464	1.50 2.00 4.00	032 BF PC GI 401 SCRPF PC GI 056 FV CR 732 FV CR 362 BF 3CR GI 401 SCRPF PC GI 056 FV CR 732 FV CR	4488 4488030 2C4488 2C4488030	6 6	STD 0.75 STD 0.75
2000-09	2798		2.8 L	4	8140.43N, 8140.43S	Boxer, Chassis Turbo Diesel	94.40 3.716	2.50 2.00 2.50	233 FKST PM DI 210 SCRPF TF PC DI 204 CF CR DI 881 2PCO	2M7450	1	STD














YEAR	CC	CID	LITER	CYL	ENGINE	MODEL	BORE	GRV	RING TYPE	HAST SET Set #	CYL SET	SIZE
PEUGEOT												
2000-04	2798		2.8 L	4	8140.23	Boxer Turbo Diesel	94.40 3.716	3.00 2.00 3.00	225 FKST CR DI 209 RVT PC DI 204 CF CR DI 881 2PCO	2C7353	1	STD
1999-02	2798		2.8 L	4	8140.63(F28D)	Boxer Diesel Eng	94.40 3.716	3.00 2.00 2.50	225 FKST CR DI 210 SCRPF TF PC DI 204 CF CR DI 881 2PCO	2C7449	1	STD
PORSCHE												
1952-55 1952-55	1300 1500		1.3 L 1.5 L	4 4		Sport 1300 1500, 1500 Super	80.00 3.150	3.00 3.00 5.00	102 T PC GI 401 SCRPF PC GI 501 1PCO PC GI	5755	4	STD
1965-70	1582		1.6 L	4	616.36, 616.39, 616.40	912, 912 Targa	82.50 3.248	1.50 2.00 4.00	362 BF 3CR GI 401 SCRPF PC GI 056 FV CR 732 FV CR	2C6801	4	STD
1971-73	1679		1.7 L	4		914.7	90.00 3.543	2.00 2.00 5.00	362 BF 3CR GI 401 SCRPF PC GI 871 FV CR 732 FV CR	2C6864	4	STD
1973-76	1795		1.8 L	4	AN, AP	914 1.8	93.00 3.661	2.00 2.00 4.00	032 BF PC GI 126 RVT PC GI 056 FV CR 732 FV CR	6119 6119020	4	STD 0.50
									362 BF 3CR GI 126 RVT PC GI 056 FV CR 732 FV CR	2C6119 2C6119020 2C6119040	4	STD 0.50 1.00
1976-79	1984		2.0 L	4	XJ	924 2.0 w/Mahle Piston	86.50 3.405	2.00 2.50 5.00	032 BF PC GI 126 RVT PC GI 871 FV CR 732 FV CR	4466 4466020 4466040 4466060	4	STD 0.50 1.00 1.50
									362 BF 3CR GI 126 RVT PC GI 871 FV CR 732 FV CR	2C4466 2C4466010 2C4466020 2C4466040 2C4466060	4	STD 0.25 0.50 1.00 1.50
1977-On	3229		3.3 L	6	930.60, M 30.69 930.66/68, M 30.69S	911 3.3 911 Targa Turbo Intercooled	97.00 3.819	1.50 1.50 3.50	336 T PM DI 126 RVT PC GI 058 FV CR 716 FV	2M4789	6	STD
2004-On	4511		4.5 L	8	M 48.50S	Cayenne (955) Turbo S 4.5	93.00 3.661	1.20 1.50 2.00	322 BF GN SS 126 RVT PC GI 987 FV GN SS 714 GN SS	2N4077	8	STD
RENAULT (Listed by Cylinder Diameter)												
1985-93	956		1.0 L	4	C1C 706, C1C 708, C1C 754	Rapid Box 1.0 4 1.0	65.00 2.559	1.75 2.00 3.50	102 T PC GI 401 SCRPF PC GI 054 FV CR 732 FV CR	4369	4	STD
									362 BF 3CR GI 401 SCRPF PC GI 054 FV CR 732 FV CR	2C4369	4	STD
2000-On	1149		1.1 L	4	D4F 702, D4F 704 D4F 704, D4F 712 D4F 722, D4F 728 D4F 730, D4F 740	Twingo, 16V w/1.2mmtp grv.	69.00 2.716	1.20 1.50 2.50	398 BF CR S 126 RVT PC GI 995 FV CR 732 FV CR	2C4549 2C4549010 2C4549020	4	STD 0.25 0.50
1998-On	1149		1.1 L	4	D7F, F4P	Clio, Twingo, Modus, Kangoo	69.00 2.716	1.50 1.50 2.50	363 BF CR GI 126 RVT PC GI 995 FV CR 732 FV CR	2C4995 2C4995010 2C4995020 2C4995040	4	STD 0.25 0.50 1.00














YEAR	CC	CID	LITER	CYL	ENGINE	MODEL	BORE	GRV	RING TYPE	HAST SET Set #	CYL SET	SIZE
RENAULT (Listed by Cylinder Diameter)												
1962-98	1108		1.1 L	4	688 02, 688 10, 688 11 C1E (688.01), C1E 700 C1E 715, C1E 720, C1E 750, C1E 754 C1E 756, C1E 792	R4, R5, R6L, , Express Clio I , Rapid Box, Super 5 1.1	70.00 2.756	1.75 2.00 3.50	032 BF PC GI 401 SCRPP PC GI 055 FV CR 732 FV CR 362 BF 3CR GI 401 SCRPP PC GI 055 FV CR 732 FV CR	4652 2C4652	4 4	STD STD
1962-90	1108		1.1 L	4	C1E (688.01), C1E 688	R6, R8, R10 Express 1.1	70.00 2.756	2.00 2.00 3.50	362 BF 3CR GI 401 SCRPP PC GI 055 FV CR 732 FV CR	2C6779 2C6779020	4	STD 0.50
1969-84	1289		1.3 L	4	810.01, 810.02, 810.03, 810.05, 810.10, 810.19 810.25, 810.26, 810.96 810.97	Estafette, 12 1.3, 10 1.3 R11 1.3, Rodeo 5, 5 Box	73.00 2.874	1.75 2.00 4.00	032 BF PC GI 401 SCRPP PC GI 056 FV CR 732 FV CR 362 BF 3CR GI 401 SCRPP PC GI 056 FV CR 732 FV CR	6870 2C6870 2C6870010 2C6870030	4	STD STD 0.25 0.75
1991-98	1200		1.2 L	4	C3G 700, C3G 702 C3G 712, C3G 720 C3G 750	Clio, Rapid Box, Twigo	74.00 2.913	1.50 1.75 3.00	032 BF PC GI 401 SCRPP PC GI 054 FV CR 732 FV CR 362 BF 3CR GI 401 SCRPP PC GI 054 FV CR 732 FV CR	4988 4988020 4988040 2C4988 2C4988010 2C4988020 2C4988030 2C4988040	4	STD 0.50 1.00 STD 0.25 0.50 0.75 1.00
1967	1255		1.3 L	4	812E	Gordini 1300, R8	74.50 2.933	1.50 1.75 3.00	032 BF PC GI 401 SCRPP PC GI 056 FV CR 732 FV CR	4467 4467020	4	STD 0.50
1990-98	1171		1.2 L	4	E5F 710, E5F 716 E7F 700, E7F 704 E7F 706, E7F 708 E7F 730, E7F 750	Clio, Rapid Box, 19 II	75.80 2.984	1.50 1.75 3.00	032 BF PC GI 401 SCRPP PC GI 054 FV CR 732 FV CR	4859 4859010	4	STD 0.25
1988-03	1390		1.4 L	4	E6J 700, E6J 712 E6J 713, E6J 718 E7J 624, E7J 634 E7J 718, E7J 719	Clio, Kangoo, Megane			362 BF 3CR GI 401 SCRPP PC GI 054 FV CR 732 FV CR	2C4859 2C4859010 2C4859020	4	STD 0.25 0.50
2003-14	1461		1.5 L	4	K9K SOHC	Clio, Kangoo, Megane, Scenic, Thalia Turbo Diesel	76.00 2.992	2.00 2.00 2.50	212 TBF CC DI 214 RVT PC DI 248 CF CR 881 2PCO	2D7296 2D729650	1	STD 0.50
1968-71	1469		1.5 L	4	697.01	R16 (R1150)	76.00 2.992	2.00 2.00 4.00	102 T PC GI 401 SCRPP PC GI 058 FV CR 732 FV CR 362 BF 3CR GI 401 SCRPP PC GI 058 FV CR 732 FV CR	4266 4266010 4266020 4266030 4266040 4266060 2C4266 2C4266010 2C4266020 2C4266030 2C4266040 2C4266060	4 4	STD 0.25 0.50 0.75 1.00 1.50 STD 0.25 0.50 0.75 1.00 1.50














YEAR	CC	CID	LITER	CYL	ENGINE	MODEL	BORE	GRV	RING TYPE	HAST SET	CYL SET	SIZE
												
RENAULT (Listed by Cylinder Diameter)												
1978-98	1397		1.4 L	4	847 700, 847 720 C1J 700, C1J 715 C1J 742, C1J 768 C1J 780, C2J 782 C2J 713, C3J 700	Rapid Box, Super 5, Trafic Box, 9 1.4	76.00 2.992	1.75 2.00 4.00	102 T PC GI 401 SCR PC GI 056 FV CR 732 FV CR 362 BF 3CR GI 401 SCR PC GI 056 FV CR 732 FV CR	4330 4330010 4330020 4330030 4330040 2C4330 2C4330010 2C4330020 2C4330040	4 4	STD 0.25 0.50 0.75 1.00 STD 0.25 0.50 1.00
1968-86	1565		1.6 L	4	807, 807 03, 807 20, 821, 821 20, 821.03	12 1.6 Gordini, 16 1.6 16 1.6 TL, 18 1.6 Incl Turbo	77.00 3.031	1.75 2.00 4.00	032 BF PC GI 435 SCR PC GI 056 FV CR 732 FV CR 362 BF 3CR GI 435 SCR PC GI 056 FV CR 732 FV CR	6857 2C6857	4 4	STD STD
1982-98	1595		1.6 L	4	F8M 700, F8M 720 F8M 730, F8M 736 F8M 760	R9D, R11D Rapid Box, Super 5 Diesel Eng.	78.00 3.071	2.00 2.00 3.00	362 BF 3CR GI 401 SCR PC GI 054 FV CR 732 FV CR	2C4864	4	STD
	1647		1.6 L	4	841 717, 841 A1M 841.25, 843, 843.05, A1M, A1M 707, A2M 723	16 1.6, 17 1.6, 18 1.6, 20 1.6, Fuego 1.6 Trafic Box	79.00 3.110	1.75 2.00 4.00	362 BF 3CR GI 126 RVT PC GI 056 FV CR 732 FV CR	2C4448 2C4448020 2C4448030	4	STD 0.50 0.75
2004-10 1995-09	1390 1598		1.4 L 1.6 L	4 4	K7J, K7J 710 K4M 830, K4M 831, K7M 702, K7M 720, K7M 745, K7M 790	Logan, Sandero Clio, Logan, Kangoo, Megane	79.50 3.130	1.50 1.50 2.50	362 BF 3CR GI 126 RVT PC GI 995 FV CR 732 FV CR	2C4313 2C4313010 2C4313020 2C4313030	4	STD 0.25 0.50 0.75
1997-03	1870		1.9 L	4	F9Q 650, F9Q 710, F9Q 717, F9Q 718, F9Q 750, F9Q 756, F9Q 758, F9Q 759, F9Q 80	Laguna, Megane, Scénic Diesel Eng	80.00 3.150	2.50 2.00 3.00	220 TBF PM DI 209 RVT PC DI 204 CF CR DI 881 2PCO	2M7332	1	STD
1986-05	1870		1.9 L	4	F8Q 606, F8Q 620 F8Q 630, F8Q 640 F8Q 662, F8Q 676 F8Q 706, F8Q 710 F8Q 722, F8Q 730 F8Q 764, F8Q 776	Clio, Eclair Kangoo, Megane Rapid Box, 19, 21 Diesel Eng	80.00 3.150	2.00 2.00 3.00	219 BF PM DI 209 RVT PC DI 204 CF CR DI 881 2PCO	2M5860	1	STD
1988-05	1870		1.9 L	4	F8Q 606, F8Q 620 F8Q 630, F8Q 640 F8Q 662, F8Q 676 F8Q 706, F8Q 710 F8Q 722, F8Q 730 F8Q 764, F8Q 776	Clio, Eclair Kangoo, Megane Rapid Box, 19, 21 Diesel Eng w/ 2pc Oil	80.00 3.150	2.00 2.00 3.00	032 BF PC GI 401 SCR PC GI 054 FV CR 732 FV CR 362 BF 3CR GI 401 SCR PC GI 204 CF CR DI 881 2PCO	4709 4709020 2D4709 2D470950	4 4	STD 0.50 STD 0.50
1985-95	1721		1.7 L	4	F1N 720, F1N 722 F1N 724, F2N 700 F2N 770, F2N 797 F3N 726, F3N 740 F3N 702, F3N 743	Clio 1.7 Trafic Box, 9 1.7, 11 1.7 21 Box, 19 I, 19 II	81.00 3.189	1.75 2.00 3.00	032 BF PC GI 126 RVT PC GI 054 FV CR 732 FV CR 362 BF 3CR GI 126 RVT PC GI 054 FV CR 732 FV CR	4600 4600020 4600030 4600040 4600060 2C4600 2C4600010 2C4600020 2C4600030 2C4600040	4 4	STD 0.50 0.75 1.00 1.50 STD 0.25 0.50 0.75 1.00














YEAR	CC	CID	LITER	CYL	ENGINE	MODEL	BORE	GRV	RING TYPE	HAST SET	CYL SET	SIZE
												
RENAULT (Listed by Cylinder Diameter)												
1992-95	1965		2.0 L	4	F2R, F3R		82.00 3.228	1.75 2.00 3.00	032 BF PC GI 126 RVT PC GI 054 FV CR 732 FV CR 362 BF 3CR GI 126 RVT PC GI 054 FV CR 732 FV CR	4766 4766020 4766030 4766040 2C4766 2C4766020 2C4766030 2C4766040	4 4	STD 0.50 0.75 1.00 STD 0.50 0.75 1.00
1987-89	1965		2.0 L	4	F3R	GTA	82.00 3.228	1.75 2.00 4.00	362 BF 3CR GI 401 SCRPP PC GI 056 FV CR 732 FV CR	2C7333	4	STD
2004-On	2000		2.0 L	4	F4R	Megane LA1L	82.70 3.256	1.20 1.50 2.00	398 BF CR S 126 RVT PC GI 934 FV CR 935 FV CR	2C4909 2C4909010 2C4909020 2C4909030 2C4909040	4	STD 0.25 0.50 0.75 1.00
1990-01	1794		1.8 L	4	F3P 670, F3P 678 F3P 710, F3P 712 F3P 714, F3P 720 F3P 724, F3P 754 F3R 722, F3R 722	Clio, Laguna	82.70 3.256	1.50 1.75 3.00	032 BF PC GI 401 SCRPP PC GI 054 FV CR 732 FV CR	4990 4990020	4	STD 0.50
1993-03	1998		1.9 L	4	F3R 729, F3R 750	Espace, Laguna, Megane			362 BF 3CR GI 401 SCRPP PC GI 054 FV CR 732 FV CR	2C4990 2C4990010 2C4990020 2C4990030 2C4990040	4	STD 0.25 0.50 0.75 1.00
2005-On	1995		2.0 L	4	M9R 610, M9R 615 M9R 700, M9R 722 M9R 724, M9R 740 M9R 746, M9R 750 M9R 760, M9R 762	Escape, Laguna, Megane, Scenic Turbo Diesel	84.00 3.307	2.50 2.00 2.00	211 HKST CC DI 210 SCRPP TF PC DI 248 CF CR 881 2PCO	2D7343 2D734350	1	STD 0.50
1991-96	2068		2.1 L	4	J8S	18, 20, 21, 30, 2.1 Turbo-D30, Espace, Safrane Turbo Diesel	86.00 3.386	2.50 2.50 3.00	372 FKST CR DI 401 SCRPP PC GI 204 CF CR DI 881 2PCO	2D5043	4	STD
1993-01	2188		2.2 L	4	G8T 706, G8T 752 G8T 790, G8T 792 G8T 794 DOHC	Laguna Laguna Grandtour Diesel Eng	87.00 3.425	2.50 1.75 2.50	220 TBF PM DI 209 RVT PC DI 204 CF CR DI 881 2PCO	2M7298	1	STD
2000-On	2188		2.2 L	4	G9T 600, G9T 605 G9T 606, G9T 607 G9T 642, G9T 645 G9T 700, G9T 750	Espace, Laguna II, Master II, Vel Satis Turbo Diesel	87.00 3.425	3.00 1.75 2.50	228 HKST PM DI 209 RVT PC DI 204 CF CR DI 881 2PCO	2M7349	1	STD
1980-89 1985-89	1995 2165		2.0 L 2.2 L	4 4	J5R, J6R, 829 730, J7R, J7T	21, Espace, Fuego 20, 25	88.00 3.464	1.75 2.00 4.00	032 BF PC GI 126 RVT PC GI 056 FV CR 732 FV CR 327 BF PM GI 126 RVT PC GI 056 FV CR 732 FV CR	4257 2M4257 2M4257010	4 4	STD STD 0.25
1975-89	2664		2.7 L	6	112, Z7V 708, Z7V 709, Z7V 711 Z7V-140	R25, 30 R30 TS, R30 TX	88.00 3.464	1.50 2.00 4.00	362 BF 3CR GI 401 SCRPP PC GI 056 FV CR 732 FV CR	2C4488 2C4488030	6	STD 0.75
2001-On	2463		2.5 L	4	G9U 630, G9U 632, G9U 650 Euro 4	Master, Trafic Turbo Diesel	89.00 3.504	3.00 1.75 2.50	228 HKST PM DI 218 TF PC DI 204 CF CR DI 881 2PCO	2M7328	1	STD
2000-06	2463		2.5 L	4	G9U 720, G9U 724 G9U 730, G9U 750 G9U 754 Euro 3	Master, Trafic Turbo Diesel	89.00 3.504	2.50 1.75 2.50	230 TBF PM DI 209 RVT PC DI 204 CF CR DI 881 2PCO	2M7423	1	STD
1981-On	2445		2.4 L	4	8140.61.2300 8140.61.240 S8U 720, S8U 722 S8U 730, S8U 731	Master, Trafic Diesel Eng	93.00 3.661	3.00 2.00 4.00	376 BF CR DI 401 SCRPP PC GI 200 CF PC GI 881 2PCO	2D9384	4	STD

YEAR	CC	CID	LITER	CYL	ENGINE	MODEL	BORE	GRV	RING TYPE	HAST SET	CYL SET	SIZE
												
RENAULT (Listed by Cylinder Diameter)												
1998-01	2799		2.8 L	4	S9W 700/S9W 702 Eng.2572280-ON	Master II Turbo Diesel	94.40 3.716	2.50 2.00 2.50	233 FKST PM DI 210 SCRPF TF PC DI 204 CF CR DI 881 2PCO	2M7450	1	STD
1998-01	2799		2.8 L	4	S9W 700/S9W 702 Through-Eng.2572279	Master II Turbo Diesel	94.40 3.716	3.00 2.00 3.00	225 FKST CR DI 209 RVT PC DI 204 CF CR DI 881 2PCO	2C7353	1	STD
	2798		2.8 L	4	8140.63.2585 Euro 2	Turbo Diesel	94.40 3.716	3.00 2.00 2.50	225 FKST CR DI 210 SCRPF TF PC DI 204 CF CR DI 881 2PCO	2C7449	1	STD
1967-81	1700		1.7 L	2	D225, D325	R6 Diesel Eng	95.00 3.740	3.00 3.00 3.00 5.00	232 HKST CR DI 206 TF PC DI 210 SCRPF TF PC DI 204 CF CR DI 881 2PCO	2C7437	1	STD
ROVER (Listed by Cylinder Diameter)												
1991-01	1275		1.3 L	4	12 A2B, A Series A+ Series (12 A2D) A+ Series (12 A2E) A+ Series (12 H)	Mini, Mini 1300, Maestro, Mini Cooper	70.62 2.780	1.49 1.49 4.00	032 BF PC GI 406 N PC DI 200 CF PC GI 881 2PCO	4050 405050 4050100 4050150	4	STD 0.50 1.00 1.50
1991-01	1275		1.3 L	4	12 A2B, A Series A+ Series (12 A2D) A+ Series (12 A2E) A+ Series (12 H)	Mini, Mini 1300, Maestro, Mini Cooper	70.62 2.780	1.50 1.50 3.00	032 BF PC GI 126 RVT PC GI 054 FV CR 732 FV CR	4355 4355020 4355040 4355060	4	STD 0.50 1.00 1.50
1990-On	1120		1.1 L	4	DOHC	Metro, L, S Metro, GS, GTA, GTi, GLi, Si, SL, SLi,	75.00 2.953	1.20	398 BF CR S	2C4962	4	STD
1990-On	1396	1.4 L	4	1.50				435 SCRPF PC GI	2C4962020	0.50		
1995-05	1588		1.6 L	4	16 K4F (K Series)	25 1.6, 45, 200, 400	80.00	1.00	398 BF CR S	2C4623	2	STD
1995-05	1796		1.8 L	4	18 K4F, 18 K4K	25 1.8, 75 1.8, 200,400	3.150	1.20 2.00	126 RVT PC GI 993 FV CR 005 FV CR			
1991-95	1905		1.9 L	4	XUD9A, XUD9B XUD9L, XUD9Y	218 D, 418 D/SD/SLD Diesel Eng	83.00 3.268	2.00 2.00 3.00	239 BF CC DI 123 RVT PC DI 204 CF CR DI 881 2PCO	2D7435 2D743525 2D743550	1	STD 0.25 0.50
1999-07	1951		2.0 L	4	M 47 R	75 2.0	84.00 3.307	3.00	221 FKST CC DI	2D7279	1	STD
1999-07	2926		2.9 L	6	M 57 D30	Turbo Diesel		2.00 3.00	406 N PC DI 203 CF GN SS 881 2PCO	2D727925		
1994-05	1994		2.0 L	4	20 T2R, 20 T2N	25, 45, 200, 400,600	84.45 3.325	3.00	378 FKST BF CC DI	2D7803	1	STD
1998-04	2495		2.5 L	5	14 P/15 P, TD5 (10P)	Defender		2.00 3.00	406 N PC DI 553 CF CR GI 881 2PCO	2D780350		
2006-On	2179		2.2 L	4	224DT	Land Rover LR2, Discovery Diesel Eng	85.00 3.346	2.50 2.00 2.00	273 FKST BF CC DI 126 RVT PC GI 248 CF CR 881 2PCO	2D7549 2D754925 2D754950	4	STD 0.25 0.50
1958-59				4		Land Rover Diesel Eng	3.375	3/32 3/32 3/32 3/16 3/16	102 T PC GI 102 T PC GI 102 T PC GI 871 FV CR 732 FV CR 501 1PCO PC GI	5960	4	STD
2006-09	4394		4.4 L	8	Vin:5 Jaguar Eng.		88.00 3.464	1.20 1.50 2.00	398 BF CR S 126 RVT PC GI 993 FV CR 005 FV CR	2C4437	8	STD

YEAR	CC	CID	LITER	CYL	ENGINE	MODEL	BORE	GRV	RING TYPE	HAST SET	CYL SET	SIZE
												
ROVER (Listed by Cylinder Diameter)												
1969-73	3500		3.5 L	8	11 D, 24 D, 25 D 30 A, 31 A, 38 A	2000- 3500 Range Rover Vogue	3 1/2	5/64 5/64 3/16	032 BF PC GI 126 RVT PC GI 860 FV CR 732 FV CR 363 BF CR GI 126 RVT PC GI 860 FV CR 732 FV CR 327 BF PM GI 126 RVT PC GI 860 FV CR 732 FV CR	652 652030 652040 652060 2C652 2C652010 2C652020 2C652030 2C652040 2M652 2M652030 2M652040	8 8 8	STD 0.75 1.00 1.50 STD 0.25 0.50 0.75 1.00 STD 0.75 1.00
1977-89	3528		3.5 L	8		SD1 Range Rover	88.90 3.500	1.60 1.60 4.75	032 BF PC GI 126 RVT PC GI 860 FV CR 732 FV CR 362 BF 3CR GI 126 RVT PC GI 860 FV CR 732 FV CR	4289 4289020 4289030 2C4289 2C4289020 2C4289030	8 8	STD 0.50 0.75 STD 0.50 0.75
2007-On	2402		2.4 L	4	244DT (Duratorq)	Turbo Diesel	89.90 3.539	2.00 2.00 2.00	205 BF CR DI 234 SCRPF TF PC DI 248 CF CR 881 2PCO	2D7377 2D737750	1	STD 0.50
1962-64	2250		2.3 L	4		Diesel Eng	3 9/16	3/32 3/32 3/32 3/16 3/16	032 BF PC GI 126 RVT PC GI 126 RVT PC GI 860 FV CR 732 FV CR 501 1PCO PC GI 362 BF 3CR GI 126 RVT PC GI 126 RVT PC GI 553 CF CR GI 881 2PCO 501 1PCO PC GI	6786 6786040 2D6786 2D678625 2D678650 2D678675 2D6786100 2D6786150	4 4	STD 1.00 STD 0.25 0.50 0.75 1.00 1.50
1984-On	2495		2.5 L	4	12J	90, 110 Diesel Eng	90.50 3.563	2.00 2.00 4.00	363 BF CR GI 126 RVT PC GI 553 CF CR GI 881 2PCO	2D4620 2D462050 2D4620100 2D4620150	4	STD 0.50 1.00 1.50
1958-81	2286		2.3 L	4 4 4	80	88, 109, 110 Gas Eng.	90.50 3.563	1.75 1.75 4.75	032 BF PC GI 126 RVT PC GI 871 FV CR 732 FV CR 362 BF 3CR GI 126 RVT PC GI 871 FV CR 732 FV CR	5928 2C5928 2C5928010 2C5928020 2C5928030 2C5928040	4 4	STD STD 0.25 0.50 0.75 1.00
1958-62	2250		2.3 L	4		Land rover Series II 88, 109, rover 80 4 Ring Piston	90.50 3.563	1.75 1.75 4.75 4.75	362 BF 3CR GI 126 RVT PC GI 860 FV CR 732 FV CR 501 1PCO PC GI	2C6834 2C6834020 2C6834030 2C6834040	4	STD 0.50 0.75 1.00
1986-98	2495		2.4 L	4	16 L, 17L, 19L, 23L (300 Tdi)	Defender, Discovery Diesel Eng	90.50 3.563	3.00 2.50 3.00	222 FKST CC DI 435 SCRPF PC GI 553 CF CR GI 881 2PCO	2D4513	4	STD

YEAR	CC	CID	LITER	CYL	ENGINE	MODEL	BORE	GRV	RING TYPE	HAST SET	CYL SET	SIZE
												
ROVER (Listed by Cylinder Diameter)												
2003-05	4398		4.4 L	8	M62 BMW Eng.	Alusil bore use 2C5296	92.00 3.622	1.50 1.50 2.00	363 BF CR GI 401 SCRPP PC GI 991 FV CR 005 FV CR 335 T PM DI 126 RVT PC GI 991 FV CR 005 FV CR	2C5296 2M5296 2M5296020	8 8	STD STD 0.50
1990-99 1982-86	2392 2500		2.4 L 2.5 L	4 4	HR 492 HT 492 4 SHIRG	800, 825 D/SD Diesel Eng	92.00 3.622	2.50 2.00 4.00	225 FKST CR DI 210 SCRPP TF PC DI 204 CF CR DI 881 2PCO	2C7458	1	STD
2009-18	4999		5.0 L	8	LR-V8	Discovery, Defender Range Rover Sport	92.50 6.642	1.20 1.50 2.00	398 BF CR S 401 SCRPP PC GI 991 FV CR 005 FV CR	2C4147 2C4147020	8	STD 0.50
1994-02 1994-02	4000 4600		4.0 L 4.6 L	8 8	42D 46D	Land Rover V-8 Land Rover V-8	94.00 3.701	1.20 1.50 3.00	398 BF CR S 126 RVT PC GI 872 FV CR 005 FV CR	2C4998 2C4998020	8	STD 0.50
1988-98 1993-95	3950 4250		4.0 L 4.3 L	8 8	35D, 36D , 37D , 38D 40D	Land Rover EFI, Vogue Land Rover EFI, Vogue	94.00 3.701	1.50 1.50 3.00	032 BF PC GI 126 RVT PC GI 872 FV CR 005 FV CR 327 BF PM GI 126 RVT PC GI 872 FV CR 005 FV CR	4930 4930020 4930030 4930040 2M4930 2M4930020 2M4930030 2M4930040 2M4930060	8 8	STD 0.50 0.75 1.00 STD 0.50 0.75 1.00 1.50
SAAB												
1970-73	1854		1.9 L	4		Model 99 3 Ring Piston	87.00 3.425	1.75 2.00 4.00	032 BF PC GI 126 RVT PC GI 056 FV CR 732 FV CR	5497 5497040	4	STD 1.00
2004-10	1910		1.9 L	4	Z 19 DTH, Z 19 DTJ	3-Sep Turbo Diesel	82.00 3.228	2.00 2.00 2.00	205 BF CR DI 214 RVL PC DI 248 CF CR 881 2PCO	2D7366	1	STD
2010-On	1956		2.0 L	4	A 20 DTH, A 20 DTR	9-5 2.0 TiD, 9-5 2.0 TTiD 9-5 2.0 TTiD XWD Diesel Eng Turbo Intercooled	83.00 3.268	1.50 1.50 2.00	239 BF CC DI 406 N PC DI 553 CF CR GI 881 2PCO	2D7528 2D752840	4	STD 0.40
2004-13	1998		2.0 L	4		B207	86.00 3.386	1.20 1.50 2.50	398 BF CR S 126 RVT PC GI 995 FV CR 732 FV CR 322 BF GN SS 435 SCRPP PC GI 995 FV CR 732 FV CR	2C5130 2C5130010 2C5130020 2C5130030 2C5130040 2N5130 2N513050	4 4	STD 0.25 0.50 0.75 1.00 STD 0.50
1972-85	1985	121	2.0 L	4		99L, 900, 900EMS incl. Turbo	90.00 3.543	1.75 2.00 4.00	032 BF PC GI 401 SCRPP PC GI 860 FV CR 732 FV CR 362 BF 3CR GI 401 SCRPP PC GI 860 FV CR 732 FV CR	5562 2C5562 2C5562020	4 4	STD STD 0.50
2000-03 2000-05	1998 2290	121	2.0 L 2.3 L	4 4		Model 9-3 B205 SE L4 Model 9-5 B235 SAA Aero, Linear, Viggen	90.00 3.543	1.50 1.50 2.50	335 T PM DI 126 RVT PC GI 995 FV CR 732 FV CR	2M4197	4	STD














YEAR	CC	CID	LITER	CYL	ENGINE	MODEL	BORE	GRV	RING TYPE	HAST SET	CYL SET	SIZE
												
SAAB												
1991-On	2100		2.1 L	4		B212, 900, S	93.00 3.661	1.75 2.00 3.00	363 BF CR GI 126 RVT PC GI 997 FV CR 732 FV CR	2C4997	4	STD
SEAT												
2010-18	1197		1.2 L	4	CBZA, CBZB, CJZA CJZD, CBZD, CYVA	Ibiza, Leon, Toledo	71.00 2.795	1.20 1.20 2.00	322 BF GN SS 236 TF CR DI 987 FV GN SS 714 GN SS	2N4126 2N412625 2N412650	4	STD 0.25 0.50
1983-93	1193		1.2 L	4	021 A.1000	Ibiza, Malage, Ronda	75.00 2.953	1.50 1.75 4.00	032 BF PC GI 401 SCRPP PC GI 056 FV CR 732 FV CR	4714 4714010 4714020 4714030 4714040	4	STD 0.25 0.50 0.75 1.00
									363 BF CR GI 401 SCRPP PC GI 056 FV CR 732 FV CR	2C4714 2C4714020	4	STD 0.50
2008-13 1999-10	1390 1598		1.4 L 1.6 L	4 4	CAXA, CAXC, CFNA BTS	Altea, Leon, Toledo 16V Incl. Turbo	76.50 3.012	1.20 1.20 2.00	398 BF CR S 126 RVT PC GI 993 FV CR 005 FV CR	2C5438 2C543850	4	STD 0.50
									322 BF GN SS 126 RVT PC GI 993 FV CR 005 FV CR	2N5438 2N543825 2N543850	4	STD 0.25 0.50
2009-12	1390		1.4 L	4	CAVA, CAVE, CAVF, CNWB, CTHA, CTHE	Alhambra, Ibiza	76.50 3.012	1.20 1.50 2.00	398 BF CR S 126 RVT PC GI 993 FV CR 005 FV CR	2C5391 2C5391020	4	STD 0.50
									322 BF GN SS 126 RVT PC GI 987 FV GN SS 714 GN SS	2N5391 2N539125 2N539150	4	STD 0.25 0.50
2000-10 1997-04 1991-10	1422 1716 1896		1.4 L 1.8 L 1.9 L	3 4 4	AMF, BMS, BNM, BNV AHB, AKU 1Z, 1Y, AAZ, AEF, AEY, AFN, AGP, AGR, AHF, AHU, AKU, ALH, ANU, AQM, ARL, ASK, ASV, ASY, ASZ, ATD, AUY, AVG, AXR, AYQ, BJB, BKC, BLS, BLT, BMT, BPX, BTB, BUK, BVK, BXE, BXF, BXJ	Arosa, Corodoba, Ibiza Arosa, Cordoba, Inca Alhambra, Cordoba, Ibiza, Inca, Leon, Pony, Toledo Diesel Eng	79.50 3.130	1.75 2.00 3.00	205 BF CR DI 126 RVT PC GI 204 CF CR DI 881 2PCO	2D5854 2D585425 2D585450 2D5854100	1	STD 0.25 0.50 1.00
1985-On	1461		1.5 L	4	021.A.2000	Ibiza, Malage, Porsche, Ronda	83.00 3.268	1.50 1.75 4.00	032 BF PC GI 126 RVT PC GI 058 FV CR 732 FV CR	4614	4	STD
									362 BF 3CR GI 126 RVT PC GI 058 FV CR 732 FV CR	2C4614 2C4614008 2C4614016	4	STD 0.20 0.40
2005-15 2005-15	1798 1984		1.8 L 2.0 L	4 4	CDAA, CDHA, CDHB, CJSA, CJSB CCZA, CCZB, CJXE, DEDA	TSI TSI	82.50 3.248	1.20 1.20 2.00	398 BF CR S 126 RVT PC GI 993 FV CR S 005 FV CR	2C5385 2C538550	4	STD 0.50
									322 BF GN SS 406 N PC DI 248 CF CR 881 2PCO	2N5385 2N538550	4	STD 0.50

YEAR	CC	CID	LITER	CYL	ENGINE	MODEL	BORE	GRV	RING TYPE	HAST SET	CYL SET	SIZE
												
SEAT												
2004-10	1984		2.0 L	4	BLR, BLY, BVY, BVZ, BWA	Altea, Leon, Toledo	82.50 3.248	1.20 1.50 2.00	322 BF GN SS 406 N PC DI 248 CF CR 881 2PCO	2N4144	1	STD
2012-on	1968		2.0 L	4	CKFB, CKFC, CRVA, CRVC, CUNA, CUPA	Leon, Octavia Diesel Eng TDI	81.00 3.189	1.75 2.00 2.00	363 BF CR GI 130 RVT PC GI 203 CF GN SS 881 2PCO	2C7487	1	STD
SKODA (Listed by Cylinder Diameter)												
1965-71 1976-90	988 1046		1.0 L 1.0 L	4 4	1000MB 742.1	S100, S100 L 105, 120 1.0 105 S, L, GL	68.00 2.677	2.00 2.00 4.00	362 BF 3CR GI 401 SCRPP PC GI 058 FV CR 732 FV CR	2C4422	4	STD
2010-18	1197		1.2 L	4	CBZA, CBZB, CJZA CJZC, CBZB, CYVA	Octavia III, Rapid, Roomster, Yeti	71.00 2.795	1.20 1.20 2.00	322 BF GN SS 236 TF CR DI 987 FV GN SS 714 GN SS	2N4126 2N412625 2N412650	4	STD 0.25 0.50
1967-90	1174		1.1 L	4	1200MB, 742.12 X	S120 Rapid 105, 120 1.2 120 GLS	72.00 2.835	2.00 2.00 4.00	362 BF 3CR GI 401 SCRPP PC GI 058 FV CR 732 FV CR	2C4424 2C4424030	4	STD 0.75
1994-02 2000-03	1289 1397		1.3 L 1.4 L	4 4	136M, 742.13, 781.136 AMH, AMJ AMD, AME, AQW ATZ, AZE, AZF	Felicia Fabia	75.50 2.972	1.50 1.50 3.00	376 BF CR DI 126 RVT PC GI 054 FV CR 732 FV CR	2C4146	4	STD
1990-02	1300		1.3 L	4	136B, 781.135 781.135E, AMG	Favorit 1.3 Felicia Favorit Forman	75.50 2.972	1.50 1.50 3.00	032 BF PC GI 126 RVT PC GI 872 FV CR 732 FV CR 363 BF CR GI 126 RVT PC GI 872 FV CR 732 FV CR	4863 4863020 4863030 4863040 2C4863 2C4863010 2C4863020 2C4863030 2C4863040 2C4863060	4	STD 0.50 0.75 1.00 4 STD 0.25 0.50 0.75 1.00 1.50
2010-on	1397		1.4 L	4	CAVE, CTHE	Fabia Turbo Super Charged	76.50 3.012	1.20 1.50 2.00	398 BF CR S 126 RVT PC GI 993 FV CR 005 FV CR 322 BF GN SS 126 RVT PC GI 987 FV GN SS 714 GN SS	2C5391 2C5391020 2N5391 2N539125 2N539150	4	STD 0.50 4 STD 0.25 0.50
2008-13 2004-08	1390 1598		1.4 L 1.6 L	4 4	CAXA, CAXC, CFNA BLF, BTS	Octavia, Rapid, Superb, Yeti Octavia	76.50 3.012	1.20 1.20 2.00	398 BF CR S 126 RVT PC GI 993 FV CR 005 FV CR 322 BF GN SS 126 RVT PC GI 993 FV CR 005 FV CR	2C5438 2C543850 2N5438 2N543825 2N543850	4	STD 0.50 4 STD 0.25 0.50
2001-08	2496		2.5 L	4	AYM, BDG	Superb 2.5 Turbo Diesel	78.30 3.083	1.75 2.00 3.00	205 BF CR DI 214 RVT PC DI 204 CF CR DI 881 2PCO	2D7284	1	STD
2003-10 1995-11	1422 1896		1.4 L 1.8 L	3 4	AMF, BMS, BNM, BNV, AEF, AEY, AGP, AGR, AHF, ALH, AQM, ASV, ASY, ASZ, ATD, AVB, AVF, AWX, AXR, BJB, BKC, BLS, BLT, BSW, BXE	Fabia, Octavia, Roomster Fabia, Felicia, Octavia, Roomster, Superb Diesel Eng	79.50 3.130	1.75 2.00 3.00	205 BF CR DI 126 RVT PC GI 204 CF CR DI 881 2PCO	2D5854 2D585425 2D585450 2D5854100	1	STD 0.25 0.50 1.00
2004-09	1968		2.0 L	4	AZV, BKD, BMM, BMN, BMP, BSS	Octavia Superb Turbo Diesel	81.00 3.189	1.75 2.00 3.00	205 BF CR DI 130 RVT PC GI 204 CF CR DI 881 2PCO	2D7282 2D728250	1	STD 0.50

YEAR	CC	CID	LITER	CYL	ENGINE	MODEL	BORE	GRV	RING TYPE	HAST SET Set #	CYL SET	SIZE
SKODA (Listed by Cylinder Diameter)												
2012-17	1968		2.0 L	4	CKFB, CKFC, CUJA CRLB, CUNA, CUUB DBGA, DFCA	Octavia, Yeti Diesel Eng	81.00 3.189	1.75 2.00 2.00	363 BF CR GI 130 RVT PC GI 203 CF GN SS 881 2PCO	2C7487	1	STD
2005-15	1798		1.8 L	4	CDA, CDAB, CJSA, CJSB, CJSC	Octavia, Superb. Yeti	82.50 3.248	1.20 1.20 2.00	398 BF CR S 126 RVT PC GI 993 FV CR S 005 FV CR	2C5385 2C538550	4	STD 0.50
2005-15	1984		2.0 L	4	CCZA, CHHA, CHHB,	Octavia, Superb. Yeti		1.20 1.50 2.00	322 BF GN SS 406 N PC DI 248 CF CR 881 2PCO	2N5385 2N538550	4	STD 0.50
2004-10	1984		2.0 L	4	BLR, BLY, BVY, BVZ, BWA	Altea, Leon, Toledo	82.50 3.248	1.20 1.50 2.00	322 BF GN SS 406 N PC DI 248 CF CR 881 2PCO	2N4144	1	STD
SMART												
1998-04	599		0.6 L	3	M 160 E6AL B03, M 160 E6AL B04, M 160 E6AL B05	Cabrio, City-Coupe	63.50 2.500	1.20 1.50 2.50	398 BF CR S 126 RVT PC GI 995 FV CR 732 FV CR	2C7432 2C743225 2C743250	3	STD 0.25 0.50
2003-07	698		0.7 L	3	M 160.910, M 160.922, M 160.923, M 160.921	Cabrio, City-Coupe	66.50 2.618	1.20 1.20 2.50	322 BF GN SS 406 N PC DI 987 FV GN SS 714 GN SS	2N7434 2N743425 2N743450	3	STD 0.25 0.50
2007-On	999		1.0 L	3	M 132.910	Fortwo	72.00 2.834	1.00 1.00 2.00	322 BF GN SS 123 RVT PC DI 987 FV GN SS 714 GN SS	2N4149 2N414925 2N414950	3	STD 0.25 0.50
2007-On	999		1.0 L	3	M 132.910	Fortwo	72.00 2.834	1.00 1.20 2.00	322 BF GN SS 406 N PC DI 987 FV GN SS 714 GN SS	2N4079 2N407925 2N407950	3	STD 0.25 0.50
SSANGYONG												
	1998		2.0 L	4	D20DT DOHC	16v Diesel Eng	86.20 3.394	2.50 2.00 3.00	227 FKST CR DI 202 TTF PC DI 204 CF CR DI 881 2PCO	2C7498	1	STD
1995-On	2299		2.3 L	4	OM601.940	Diesel Eng	89.00 3.504	2.50	244 TBF CR DI	2C7292	1	STD
1996-On	2874		2.9 L	5	OM662, OM 662.940			2.00 3.00	229 TTF PC DI 204 CF CR DI 881 2PCO			
1997-201	2295		2.3 L	4	M 111.970, M 111.974, M 161.970, M 161.974	Chairman, Korando, Musso, Actyon, Kyron	90.90 3.579	1.50 1.75 3.00	326 TBF GN SS 406 N PC DI 203 CF GN SS 881 2PCO	2N7442 2N744225 2N744250	4	STD 0.25 0.50
STUDEBAKER												
1965-66	3179	194	3.2 L	6			3 9/16	5/64 5/64 3/16	032 BF PC GI 126 RVT PC GI 860 FV CR 732 FV CR	666 666020 666060	6	STD 0.50 1.50
									362 BF 3CR GI 126 RVT PC GI 860 FV CR 732 FV CR	2C666 2C666060	6	STD 1.50
									327 BF PM GI 126 RVT PC GI 860 FV CR 732 FV CR	2M666 2M666060	6	STD 1.50

YEAR	CC	CID	LITER	CYL	ENGINE	MODEL	BORE	GRV	RING TYPE	HAST SET Set #	CYL SET	SIZE
STUDEBAKER												
1955-64	3671	224	3.7 L	8		Avanti 63R	3 9/16	5/64	032 BF PC GI	630	8	STD
1955-64	4244	259	4.2 L	8		Golden Hawk		5/64	126 RVT PC GI	630060		1.50
1955-64	4736	289	4.7 L	8				3/16	860 FV CR 732 FV CR			
1939-50	3703	226	3.7 L	6		14A, 15A, 16A, 17A,	3 5/16	3/32	032 BF PC GI	473	6	STD
1939-63	4031	246	4.0 L	6		Land Cruiser, Commander 9A, 10A, 11A, 12A, #81539-on		3/32	126 RVT PC GI	473030		0.75
								3/16	860 FV CR 732 FV CR			
1966	3769	230	3.8 L	6			3 7/8	5/64	032 BF PC GI	667	6	STD
								5/64	126 RVT PC GI	667010		0.25
								3/16	860 FV CR 732 FV CR	667020 667030 667040 667060 667080		0.50 0.75 1.00 1.50 2.00
									362 BF 3CR GI 126 RVT PC GI 860 FV CR 732 FV CR	2C667 2C667010 2C667020 2C667030 2C667040 2C667060 2C667080	6	STD 0.25 0.50 0.75 1.00 1.50 2.00
									327 BF PM GI 126 RVT PC GI 860 FV CR 732 FV CR	2M667 2M667010 2M667020 2M667030 2M667040 2M667060 2M667080	6	STD 0.25 0.50 0.75 1.00 1.50 2.00
1951-54	3818	233	3.8 L	8		Models H, 3H, 4H, Commander 5H	3 3/8	5/64	032 BF PC GI	474	8	STD
								5/64	126 RVT PC GI			
								3/16	860 FV CR 732 FV CR			
1965-66	4638	283	4.6 L	8			3 7/8	5/64	032 BF PC GI	660	8	STD
								5/64	126 RVT PC GI	660010		0.25
								3/16	860 FV CR 732 FV CR	660020 660030 660040 660060 660080		0.50 0.75 1.00 1.50 2.00
									363 BF CR GI 126 RVT PC GI 860 FV CR 732 FV CR	2C660 2C660010 2C660020 2C660030 2C660040 2C660060 2C660080	8	STD 0.25 0.50 0.75 1.00 1.50 2.00
									327 BF PM GI 126 RVT PC GI 860 FV CR 732 FV CR	2M660 2M660010 2M660020 2M660030 2M660040 2M660060 2M660080	8	STD 0.25 0.50 0.75 1.00 1.50 2.00

YEAR	CC	CID	LITER	CYL	ENGINE	MODEL	BORE	GRV	RING TYPE	HAST SET Set #	CYL SET	SIZE
STUDEBAKER												
1956	5768	352	5.8 L	8		Golden Hawk 56J	4.000	5/64 5/64 3/16	032 BF PC GI 126 RVT PC GI 860 FV CR 732 FV CR 362 BF 3CR GI 126 RVT PC GI 860 FV CR 732 FV CR 397 BF PM S 126 RVT PC GI 860 FV CR 732 FV CR	139 139010 139020 139030 139040 139060 139070 139080 139100 2C139 2C139010 2C139020 2C139030 2C139040 2C139060 2C139070 2C139080 2M139 2M139005 2M139010 2M139020 2M139030 2M139040 2M139060 2M139070 2M139080 2M139100	8 8 8 8	STD 0.25 0.50 0.75 1.00 1.50 1.75 2.00 2.50 STD 0.25 0.50 0.75 1.00 1.50 1.75 2.00 STD 0.13 0.25 0.50 0.75 1.00 1.50 1.75 2.00 2.50
SUBARU												
	544		0.5 L	2	EK23	Rex, Sanba	76.00 2.992	1.50 1.50 2.80	032 BF PC GI 126 RVT PC GI 861 FV CR 732 FV CR 362 BF 3CR GI 126 RVT PC GI 861 FV CR 732 FV CR	6153 6153010 6153020 6153030 6153040 2C6153 2C6153010 2C6153020 2C6153030 2C6153040	2 2	STD 0.25 0.50 0.75 1.00 STD 0.25 0.50 0.75 1.00
	700		0.7 L	2	EK42	Subaru Rex, Sambar/700	78.00 3.071	1.20 1.50 2.80	398 BF CR S 126 RVT PC GI 861 FV CR 732 FV CR	2C4692 2C4692020 2C4692030 2C4692040	2	STD 0.50 0.75 1.00
1967-69	997		1.0 L	4	A12	Subaru 1000	72.00 2.835	2.00 2.00 4.00	362 BF 3CR GI 401 SCRPP PC GI 056 FV CR 732 FV CR	2C6752	4	STD
1983-95 1987-93	997 1189		1.0 L 1.2 L	3 3	EF10 EF12	Justy Justy	78.00 3.071	1.20 1.50 2.80	398 BF CR S 126 RVT PC GI 861 FV CR 732 FV CR	2C4778 2C4778010 2C4778020 2C4778030 2C4778040	3	STD 0.25 0.50 0.75 1.00
1970-72	1088		1.1 L	4	EA61	Subaru FF-1, Star and Subaru G	76.00 2.992	2.00 2.00 4.00	102 T PC GI 401 SCRPP PC GI 058 FV CR 732 FV CR 362 BF 3CR GI 401 SCRPP PC GI 058 FV CR 732 FV CR	4266 4266010 4266020 4266030 4266040 4266060 2C4266 2C4266010 2C4266020 2C4266030 2C4266040 2C4266060	4 4	STD 0.25 0.50 0.75 1.00 1.50 STD 0.25 0.50 0.75 1.00 1.50

YEAR	CC	CID	LITER	CYL	ENGINE	MODEL	BORE	GRV	RING TYPE	HAST SET	CYL SET	SIZE
												
SUBARU												
2003-On	1248		1.3 L	4	Z13DT	Justy Diesel Eng	69.60 2.740	2.00 1.50 2.00	205 BF CR DI 206 TF PC DI 248 CF CR 881 2PCO	2D7101 2D710140 2D710160	1	STD 0.40 0.60
1971-73	1267		1.3 L	4	EA62, E62S	1300DL, GL	82.00 3.228	2.00 2.00 4.00	032 BF PC GI 126 RVT PC GI 056 FV CR 732 FV CR 362 BF 3CR GI 126 RVT PC GI 056 FV CR 732 FV CR	4294 4294020 4294030 4294040 4294060 2C4294 2C4294010 2C4294020 2C4294030 2C4294040 2C4294060	4 4	STD 0.50 0.75 1.00 1.50 STD 0.25 0.50 0.75 1.00 1.50
1979-91	1298		1.3 L	4	EA65	Leone, Loyale II 1300	83.00 3.268	1.20 1.50 4.00	398 BF CR S 126 RVT PC GI 056 FV CR 732 FV CR	2C4446 2C4446010 2C4446020 2C4446030 2C4446040	4	STD 0.25 0.50 0.75 1.00
1973-76	1361		1.4 L	4		1400 DL, GF, GL	85.00 3.346	2.00 2.00 4.00	032 BF PC GI 401 SCR PC GI 056 FV CR 732 FV CR 362 BF 3CR GI 401 SCR PC GI 056 FV CR 732 FV CR	6872 6872020 6872030 6872040 6872060 2C6872 2C6872020 2C6872030 2C6872040 2C6872060	4 4	STD 0.50 0.75 1.00 1.50 STD 0.50 0.75 1.00 1.50
1979-91 1980-94	1595 1781		1.6 L 1.8 L	4 4	EA71 EA81, EA82, EA82T	1600 DL, GL, GLF Brat 1800 1800 GL, GLF XT 1800 Incl. Turbo	92.00 3.622	1.20 1.50 4.00	398 BF CR S 401 SCR PC GI 056 FV CR 732 FV CR	2C5657 2C5657010 2C5657020 2C5657030 2C5657040	4	STD 0.25 0.50 0.75 1.00
1975-83 1975-79	1595 1781		1.6 L 1.8 L	4 4	EA71 EA81	Leone Leone	92.00 3.622	2.00 2.00 4.00	032 BF PC GI 401 SCR PC GI 056 FV CR 732 FV CR 362 BF 3CR GI 401 SCR PC GI 056 FV CR 732 FV CR 327 BF PM GI 401 SCR PC GI 056 FV CR 732 FV CR	5364 5364010 5364020 5364030 5364040 2C5364 2C5364010 2C5364020 2C5364030 2C5364040 2M5364 2M5364020 2M5364030 2M5364040	4 4 4	STD 0.25 0.50 0.75 1.00 STD 0.25 0.50 0.75 1.00 STD 0.50 0.75 1.00
1993-On	1820		1.8 L	4	EJ18	Impreza	87.90 3.461	1.20 1.50 3.00	398 BF CR S 126 RVT PC GI 997 FV CR 732 FV CR	2C4817 2C4817010 2C4817020 2C4817030 2C4817040	4	STD 0.25 0.50 0.75 1.00
2002-05	1994		2.0 L	4	EJ20 DOHC	Impreza incl. Turbo w/2.5mm oil rings	92.00 3.622	1.20 1.20 2.50	398 BF CR S 126 RVT PC GI 995 FV CR 732 FV CR	2C5134 2C5134020 2C5134030 2C5134040	4	STD 0.50 0.75 1.00
1993-On	2000		2.0 L	4	EJ20, EJ20T	Impreza Forester Incl. Turbo	92.00 3.622	1.20 1.50 3.00	398 BF CR S 126 RVT PC GI 054 FV CR 005 FV CR	2C5027 2C5027020 2C5027040	4	STD 0.50 1.00
2000-On	2212		2.2 L	4	EJ22	Legacy	96.90 3.815	1.20 1.20 2.50	398 BF CR S 126 RVT PC GI 995 FV CR 732 FV CR	2C5167 2C5167020 2C5167030	4	STD 0.50 0.75














YEAR	CC	CID	LITER	CYL	ENGINE	MODEL	BORE	GRV	RING TYPE	HAST SET Set #	CYL SET	SIZE
SUBARU												
1990-99	2212		2.2 L	4	EJ22E	Legacy	97.00 3.819	1.20 1.50 3.00	398 BF CR S 126 RVT PC GI 054 FV CR 732 FV CR	2C4707 2C4707020 2C4707030 2C4707040	4	STD 0.50 0.75 1.00
2005-14	2457		2.5 L	4	EJ257 DOHC/SOHC	WRX Sti w/2.0mm oil grv.	99.50 3.917	1.20 1.20 2.00	398 BF CR S 126 RVT PC GI 989 FV CR 732 FV CR	2C5219 2C5219020 2C5219030 2C5219040	4	STD 0.50 0.75 1.00
1999-12	2458		2.5 L	4	EJ255 SOHC	16V w/2.5mm oil grv	99.50 3.917	1.20 1.20 2.50	398 BF CR S 126 RVT PC GI 995 FV CR 732 FV CR	2C5140 2C5140010 2C5140020 2C5140030 2C5140040	4	STD 0.25 0.50 0.75 1.00
1996-99	2457		2.5 L	4	EJ25, EJ25D	Impreza, Legacy	99.50 3.917	1.20 1.50 2.80	398 BF CR S 126 RVT PC GI 861 FV CR 732 FV CR	2C4957 2C4957010 2C4957020 2C4957030 2C4957040	4	STD 0.25 0.50 0.75 1.00
2005-10	2999		3.0 L	6	EZ30, EZ30D DOHC	Legacy, Outback H6, Tribeca w/2.5mm oil grv	89.20 3.512	1.20 1.20 2.50	398 BF CR S 126 RVT PC GI 995 FV CR 005 FV CR	2C5863 2C5863020	6	STD 0.50
1991-97	3318		3.3 L	6	EJ33	SVX	96.90 3.815	1.50 1.50 3.00	032 BF PC GI 126 RVT PC GI 997 FV CR 732 FV CR	4777 4777020 4777030 4777040	6	STD 0.50 0.75 1.00
									363 BF CR GI 126 RVT PC GI 997 FV CR 732 FV CR	2C4777 2C4777020 2C4777030 2C4777040	6	STD 0.50 0.75 1.00
2008-14	3629		3.6 L	6	EZ36D DOHC FI	Legacy, Outback, Tribeca	92.00 3.622	1.20 1.20 2.00	398 BF CR S 126 RVT PC GI 991 FV CR 005 FV CR	2C5877 2C5877020	6	STD 0.50
SUZUKI												
1981-On	543		0.5 L	3	F5A	Alto/Carry 600	62.00 2.441	1.50 1.50 2.80	362 BF 3CR GI 126 RVT PC GI 859 FV CR 732 FV CR	2C4449 2C4449020 2C4449030 2C4449040	3	STD 0.50 0.75 1.00
	660		0.7 L	3		Damas, Labo, Tico	68.50 2.697	1.20 1.50 2.80	398 BF CR S 126 RVT PC GI 859 FV CR 732 FV CR	2C5039 2C5039010 2C5039020 2C5039030 2C5039040	3	STD 0.25 0.50 0.75 1.00
1980-85	797		0.8 L	4	F8A	Alto, Carry, LJ 80	62.00 2.441	1.50 1.50 2.80	362 BF 3CR GI 126 RVT PC GI 859 FV CR 732 FV CR	2C4807 2C4807010 2C4807020 2C4807030 2C4807040	4	STD 0.25 0.50 0.75 1.00
1981-93	796		0.8 L	3	F8B	Alto	68.50 2.697	1.50 1.50 2.80	362 BF 3CR GI 126 RVT PC GI 859 FV CR 732 FV CR	2C6185 2C6185010 2C6185020 2C6185030 2C6185040 2C6185060	3	STD 0.25 0.50 0.75 1.00 1.50
	970		1.0 L	4	F10A	Samurai SJ 410 Super Carry	65.50 2.579	1.50 1.50 2.80	032 BF PC GI 126 RVT PC GI 859 FV CR 732 FV CR	4234 4234020 4234040	4	STD 0.50 1.00
									362 BF 3CR GI 126 RVT PC GI 859 FV CR 732 FV CR	2C4234 2C4234010 2C4234020 2C4234030 2C4234040 2C4234060	4	STD 0.25 0.50 0.75 1.00 1.50

YEAR	CC	CID	LITER	CYL	ENGINE	MODEL	BORE	GRV	RING TYPE	HAST SET Set #	CYL SET	SIZE
SUZUKI												
1989-95	1000		1.0 L	3		2 Ring Piston	74.00 2.913	1.20 2.80	398 BF CR S 859 FV CR 732 FV CR	2C4738 2C4738020 2C4738030 2C4738040	3	STD 0.50 0.75 1.00
1998-04	993		1.0 L	3	G10A		74.00 2.913	1.20 1.20 2.50	398 BF CR S 126 RVT PC GI 995 FV CR 732 FV CR	2C4184 2C4184010 2C4184020 2C4184030 2C4184040	3	STD 0.25 0.50 0.75 1.00
1997-On	996		1.0 L	4	K10A	Alto	68.00 2.677	1.00 1.20 2.00	398 BF CR S 126 RVT PC GI 993 FV CR 005 FV CR	2C4220 2C4220010 2C4220020 2C4220030 2C4220040	4	STD 0.25 0.50 0.75 1.00
1981-On	1061		1.1 L	4	F10D, F10DN	SS-80	68.50 2.697	1.50 1.50 2.80	362 BF 3CR GI 126 RVT PC GI 859 FV CR 732 FV CR	2C5083 2C5083010 2C5083020	4	STD 0.25 0.50
	1200		1.2 L	4	K12A	SR-412 Wagon R,	71.00 2.795	1.00 1.20 2.00	398 BF CR S 126 RVT PC GI 993 FV CR 005 FV CR	2C4047 2C4047020	4	STD 0.50
2003-On	1248		1.3 L	4	Z13DT	Ignis, Swift, Wagon R+ - Turbo Diesel	69.60 2.740	2.00 1.50 2.00	205 BF CR DI 206 TF PC DI 248 CF CR 881 2PCO	2D7101 2D710140 2D710160	1	STD 0.40 0.60
1998	1298		1.3 L	4	G13BB	Swift	74.00 2.913	1.20 1.20 2.50	398 BF CR S 126 RVT PC GI 995 FV CR 732 FV CR	2C4944 2C4944010 2C4944020 2C4944030 2C4944040	4	STD 0.25 0.50 0.75 1.00
1985-01	1324		1.3 L	4	G13A, G13B	Samurai, SJ 413 Sidekick, Swift	74.00 2.913	1.20 1.50 2.80	398 BF CR S 435 SCRCP PC GI 859 FV CR 732 FV CR	2C4258 2C4258010 2C4258020 2C4258030 2C4258040 2C4258060	4	STD 0.25 0.50 0.75 1.00 1.50
	1324		1.3 L	4		Swift 2 Ring Piston	74.00 2.913	1.20 2.80	398 BF CR S 859 FV CR 732 FV CR	2C4364 2C4364020 2C4364030 2C4364040	4	STD 0.50 0.75 1.00
2000-08 2000-08	1328 1490		1.3 L 1.5 L	4	M13A M15A	Ignis, Jimmy, Swift Ignis, Jimmy, Swift	78.00 3.071	1.20 1.20 2.50	398 BF CR S 126 RVT PC GI 995 FV CR 732 FV CR	2C4186 2C4186020 2C4186030	4	STD 0.50 0.75
1996-02	1590		1.6 L	4	G16S	Esteem	75.00 2.953	1.20 1.20 2.50	398 BF CR S 126 RVT PC GI 995 FV CR 732 FV CR	2C4901 2C4901010 2C4901020 2C4901030 2C4901040	4	STD 0.25 0.50 0.75 1.00
1989-98	1590		1.6 L	4	G16A, G16KV	Sidekick, X-90 Sidekick, X-90	75.00 2.953	1.20 1.50 2.80	398 BF CR S 435 SCRCP PC GI 859 FV CR 732 FV CR	2C4640 2C4640010 2C4640020 2C4640030 2C4640040 2C4640060	4	STD 0.25 0.50 0.75 1.00 1.50
1996-04 1996-04	1800 1995		1.8 L 2.0 L	4	J18A J20A	Sidekick Sport Suzuki Aerio, Suzuki SX4	84.00 3.307	1.20 1.50 2.50	398 BF CR S 126 RVT PC GI 995 FV CR 732 FV CR	2C4959 2C4959010 2C4959020 2C4959030 2C4959040	4	STD 0.25 0.50 0.75 1.00
									326 TBF GN SS 435 SCRCP PC GI 987 FV GN SS 714 GN SS	2N4959	4	STD
1996-99	1905		1.9 L	4	XUD9SD	Vitara Diesel Eng	83.00 3.268	3.00 2.00 3.00	221 FKST CC DI 202 TTF PC DI 204 CF CR DI 881 2PCO	2D7351	1	STD

YEAR	CC	CID	LITER	CYL	ENGINE	MODEL	BORE	GRV	RING TYPE	HAST SET	CYL SET	SIZE
												
SUZUKI												
Th-1996	1905		1.9 L	4	XUD9SD	Vitara Diesel Eng	83.00 3.268	3.50 2.00 3.00	224 FKST PM DI 202 TTF PC DI 204 CF CR DI 881 2PCO	2M7157	1	STD
1998-04	1905		1.9 L	4	XUD9	Samurai 1.9 Diesel Eng	83.00 3.268	2.00 1.50 3.00	239 BF CC DI 123 RVT PC DI 204 CF CR DI 881 2PCO	2D7435 2D743525 2D743550	1	STD 0.25 0.50
2009-On	1956		2.0 L	4	D20AA Euro 5	SX4 Diesel Eng Turbo Intercooled	83.00 3.268	1.50 1.50 2.00	239 BF CC DI 406 N PC DI 553 CF CR GI 881 2PCO	2D7528 2D752840	4	STD 0.40
2007-12	1995		2.0 L	4		SX-4, SX-4 Crossover	84.00 3.307	1.20 1.20 2.50	398 BF CR S 126 RVT PC GI 995 FV CR 732 FV CR	2C4521 2C4521020	4	STD 0.50
2003-08	1995		2.0 L	4	KL5J DOHC	Forenza, Reno ETEC L34	86.00 3.386	1.20 1.50 2.50	398 BF CR S 126 RVT PC GI 995 FV CR 732 FV CR	2C5130 2C5130010 2C5130020 2C5130030 2C5130040	4	STD 0.25 0.50 0.75 1.00
									322 BF GN SS 435 SCRPP PC GI 995 FV CR 732 FV CR	2N5130 2N513050	4	STD 0.50
2010-13	1995		2.0 L	4	J20B	SX4	84.00 3.307	1.20 1.00 2.00	398 BF CR S 123 RVT PC DI 990 FV CR 005 FV CR	2C4434	4	STD
2000-On	2000		2.0 L	4	SOHC	Escudo	78.00 3.071	1.20 1.50 2.50	398 BF CR S 126 RVT PC GI 533 FV CR 732 FV CR	2C4994 2C4994020 2C4994030 2C4994040	4	STD 0.50 0.75 1.00
2000-On	2000		2.0 L	6	H20 DOHC	Grand Escudo V type Escudo V-6	78.00 3.071	1.20 1.50 2.50	398 BF CR S 126 RVT PC GI 533 FV CR 732 FV CR	2C4170 2C4170010 2C4170020 2C4170030 2C4170040	6	STD 0.25 0.50 0.75 1.00
2004-08	2294		2.3 L	4	J23A DOHC	Aerio	90.00 3.543	1.20 1.20 2.50	398 BF CR S 126 RVT PC GI 995 FV CR 732 FV CR	2C5278 2C527850 2C5278100	4	STD 0.50 1.00
2009-12	2393		2.4 L	4	J24B	Allrad, Escude, Grand Vitara, Kizashi	92.00 3.622	1.20 1.00 2.00	398 BF CR S 123 RVT PC DI 991 FV CR 005 FV CR	2C4358 2C435825 2C435850	4	STD 0.25 0.50
2009-12	2488		2.5 L	4	QR25DE DOHC Nissan Eng	Equator 16V	89.00 3.504	1.20 1.20 2.50	398 BF CR S 126 RVT PC GI 995 FV CR 732 FV CR	2C5099 2C5099010 2C5099020 2C5099030 2C5099040	4	STD 0.25 0.50 0.75 1.00
1999-06	2494		2.5 L	6	H25A	Grand Vitara	84.00 3.307	1.20 1.50 2.50	398 BF CR S 126 RVT PC GI 995 FV CR 732 FV CR	2C5109 2C5109010 2C5109020 2C5109030 2C5109040	6	STD 0.25 0.50 0.75 1.00
2001-08	2737		2.7 L	6	H27A	Grand Vitara	88.00 3.464	1.20 1.50 2.80	398 BF CR S 126 RVT PC GI 997 FV CR 732 FV CR	2C4567 2C4567010 2C4567020 2C4567030 2C4567040	6	STD 0.25 0.50 0.75 1.00
TATA												
2000-04	1390		1.4 L	4	MPFI	Indica	75.00 2.953	1.20 1.50 2.80	398 BF CR S 435 SCRPP PC GI 996 FV CR 732 FV CR	2C4868 2C4868020 2C4868040	4	STD 0.50 1.00













YEAR	CC	CID	LITER	CYL	ENGINE	MODEL	BORE	GRV	RING TYPE	HAST SET Set #	CYL SET	SIZE
TOYOTA												
1966-74	993		1.0 L	4	2K	Publica, Starlet	72.00 2.835	2.00 2.00 4.00	102 T PC GI 401 SCRPP PC GI 056 FV CR 732 FV CR	6752	4	STD
2005-On	996		1.0 L	3	1KR-FE	12V Aygo, Vitz, Yaris Platz 1.0 Yaris 1.0	71.00 2.795	1.00 1.50 1.50	398 BF CR S 123 RVT PC DI 981 FV CR 005 FV CR	2C4598 2C4598020 2C4598040	3	STD 0.50 1.00
	1000		1.0 L	4	1E, 1EL	Starlet FWD	70.50 2.775	1.50 1.50 3.00	335 T PM DI 126 RVT PC GI 996 FV CR 732 FV CR	2M5015	4	STD
1968-78 1975-80 1978-87	1077 1166 1290		1.1 L 1.2 L 1.3 L	4 4 4	K, KC 3K 4KC	Corolla 1100 Corolla Combi 1.2 Corolla, Starlet	75.00 2.953	2.00 2.00 4.00	032 BF PC GI 401 SCRPP PC GI 056 FV CR 732 FV CR 362 BF 3CR GI 401 SCRPP PC GI 056 FV CR 732 FV CR	6813 6813020 6813030 6813040 6813060 2C6813 2C6813010 2C6813020 2C6813030 2C6813040 2C6813060 2C6813063	4 4	STD 0.50 0.75 1.00 1.50 STD 0.25 0.50 0.75 1.00 1.50 1.60
1968-78 1981-82 1980-82	1077 1166 1290		1.1 L 1.2 L 1.3 L	4 4 4	K 3K 4KC	Corolla 1100 Corolla 1200 Starlet Shallow Oil Ring Grv	75.00 2.953	2.00 2.00 4.00	032 BF PC GI 401 SCRPP PC GI 856 FV CR 732 FV CR 362 BF 3CR GI 401 SCRPP PC GI 856 FV CR 732 FV CR	6818 6818020 6818030 6818040 6818060 2C6818 2C6818010 2C6818020 2C6818030 2C6818040 2C6818060	4 4	STD 0.50 0.75 1.00 1.50 STD 0.25 0.50 0.75 1.00 1.50
2010-on 2009-13 2010-15	1197 1329 1496		1.2 L 1.3 L 1.5 L	4 4 4	3NR-FE 1NR-FE 2NR-FE DOHC	16V Etios NGK10 Auris, Corolla, Verso, Yaris 16V Etios NGK12, NGK15	72.50 2.854	1.00 1.00 2.00	398 BF CR S 123 RVT PC DI 990 FV CR 732 FV CR	2C5392	4	STD
1961-66 1967-75 1972	1198 1345 1493		1.2 L 1.3 L 1.5 L	4 4 4	2P 3P 4P	Corona Fork Lift Fork Lift	76.60 3.016	2.00 2.00 4.00	032 BF PC GI 401 SCRPP PC GI 058 FV CR 732 FV CR 362 BF 3CR GI 401 SCRPP PC GI 058 FV CR 732 FV CR	4473 2C4473 2C4473020 2C4473030 2C4473040 2C4473060	4 4	STD STD 0.50 0.75 1.00 1.50
2015-18	1329		1.3 L	4	1NR-VE	Avanza Dual VVT-i	72.50 2.854	1.20 1.00 2.00	398 BF CR S 126 RVT PC GI 990 FV CR 732 FV CR	2C4107	4	STD
1983-84	1290		1.3 L	4	4KE	Starlet	75.00 2.953	1.50 1.50 4.00	032 BF PC GI 435 SCRPP PC GI 058 FV CR 732 FV CR 363 BF CR GI 435 SCRPP PC GI 058 FV CR 732 FV CR	6179 6179010 6179020 6179030 6179040 2C6179 2C6179010 2C6179020 2C6179030 2C6179040 2C6179060	4 4	STD 0.25 0.50 0.75 1.00 STD 0.25 0.50 0.75 1.00 1.50

YEAR	CC	CID	LITER	CYL	ENGINE	MODEL	BORE	GRV	RING TYPE	HAST SET Set #	CYL SET	SIZE
TOYOTA												
1979-84	1295		1.3 L	4	2A, 2AL	Corolla, Tercel	76.00 2.992	2.00 2.00 4.00	102 T PC GI 401 SCRPP PC GI 058 FV CR 732 FV CR 362 BF 3CR GI 401 SCRPP PC GI 058 FV CR 732 FV CR	4266 4266010 4266020 4266030 4266040 4266060 2C4266 2C4266010 2C4266020 2C4266030 2C4266040 2C4266060	4 4	STD 0.25 0.50 0.75 1.00 1.50 STD 0.25 0.50 0.75 1.00 1.50
1984-97 1987-97	1295 1456		1.3 L 1.5 L	4 4	2EL, 2EL 3E, 3EE	Corona 1300, Starlet	73.00 2.874	1.50 1.50 3.00	032 BF PC GI 126 RVT PC GI 054 FV CR 732 FV CR 363 BF CR GI 126 RVT PC GI 054 FV CR 732 FV CR 326 TBF GN SS 435 SCRPP PC GI 054 FV CR 732 FV CR	4633 4633020 4633030 4633040 4633060 2C4633 2C4633010 2C4633020 2C4633030 2C4633040 2C4633060 2N4633 2N463325 2N463350 2N463375 2N4633100	4 4 4	STD 0.50 0.75 1.00 1.50 STD 0.25 0.50 0.75 1.00 1.50 STD 0.25 0.50 0.75 1.00
2005-08	1298		1.3 L	4	K3-VE	Myvi, Scion	72.00 2.835	1.20 1.20 2.00	398 BF CR S 126 RVT PC GI 990 FV CR 732 FV CR	2C5266 2C5266010 2C5266016 2C5266020 2C5266024 2C5266030 2C5266040	4	STD 0.25 0.40 0.50 0.60 0.75 1.00
2000-12 2000-12	1299 1497		1.3 L 1.5 L	4 4	2NZFE 1NZFE, 1NZFXE	Corolla, Yaris Echo, Prius, Porte, Yaris	75.00 2.953	1.20 1.20 2.00	398 BF CR S 126 RVT PC GI 993 FV CR 005 FV CR 322 BF GN SS 435 SCRPP PC GI 987 FV GN SS 714 GN SS	2C5091 2C5091010 2C5091020 2C5091030 2C5091040 2C5091060 2N5091	4 4	STD 0.25 0.50 0.75 1.00 1.50 STD
1991-99 1995-98	1331 1456		1.3 L 1.5 L	4	4EFE 5EFE DOHC	Corolla Paseo Tercel	74.00 2.913	1.20 1.20 3.00	398 BF CR S 126 RVT PC GI 996 FV CR 732 FV CR	2C4774 2C4774010 2C4774020 2C4774030 2C4774040 2C4774060	4	STD 0.25 0.50 0.75 1.00 1.50
1999-16	1364		1.4 L	4	1ND-TV SOHC	Corolla, Verso, Yaris Diesel Eng	73.00 2.874	1.50 1.50 3.00	239 BF CC DI 218 TF PC DI 204 CF CR DI 881 2PCO	2D5856	1	STD
2005-10	1398		1.4 L	4	2WZ-TV	Aygo Diesel Eng	73.70 2.902	2.50 1.95 2.50	213 FKST CC DI 209 RVT PC DI 248 CF CR 881 2PCO 732 FV CR	2D7270 2D727025 2D727050	1	STD 0.25 0.50

YEAR	CC	CID	LITER	CYL	ENGINE	MODEL	BORE	GRV	RING TYPE	HAST SET	CYL SET	SIZE
												
TOYOTA												
1980-90	1452		1.5 L	4	3AC OHC	Tercel, Corolla	77.50 3.051	1.50 1.50 2.80	032 BF PC GI 126 RVT PC GI 861 FV CR 732 FV CR 363 BF CR GI 126 RVT PC GI 861 FV CR 732 FV CR	6140 6140020 6140030 6140040 2C6140 2C6140010 2C6140020 2C6140030 2C6140040	4 4	STD 0.50 0.75 1.00 STD 0.25 0.50 0.75 1.00
1987-06	1498		1.5 L	4	5A-F, 5A-FE	Carina, Corolla, Soluna, Sprinter (Japan Only)	78.70 3.098	1.20 1.50 3.00	398 BF CR S 126 RVT PC GI 996 FV CR 732 FV CR	2C4134 2C413425 2C413450	4	STD
1985-95	1487		1.5 L	4	5K	Liteace Bus	80.50 3.169	1.50 1.50 4.00	032 BF PC GI 401 SCRPP PC GI 058 FV CR 732 FV CR	5300 5300010 5300020 5300030 5300040	4	STD 0.25 0.50 0.75 1.00
1965-69	1490		1.5 L	4	2R	Corona	78.00 3.071	2.00 2.50 4.00	102 T PC GI 401 SCRPP PC GI 056 FV CR 732 FV CR 362 BF 3CR GI 401 SCRPP PC GI 056 FV CR 732 FV CR	6804 2C6804 2C6804040	4 4	STD STD 1.00
2013-On	1560		1.6 L	4	3WZ-TV Diesel Eng Turbo Direct Injection	Proace Box 1.6	75.00 2.953	2.50 1.95 2.00	271 FKST BF CC DI 406 N PC DI 248 CF CR 881 2PCO	2D7431 2D743125 2D743150	4	STD 0.25 0.50
1993-03	1587		1.6 L	4	4AFE, 4AG	Caribe, Carina, Corolla, Sprinter	81.00 3.189	1.20 1.50 3.00	398 BF CR S 126 RVT PC GI 054 FV CR 732 FV CR 322 BF GN SS 126 RVT PC GI 987 FV GN SS 714 GN SS	2C4733 2C4733010 2C4733020 2C4733030 2C4733040 2N4733 2N473325 2N473350 2N473375	4 4	STD 0.25 0.50 0.75 1.00 STD 0.25 0.50 0.75
1990-93	1587		1.6 L	4	4AGE	Corolla	81.00 3.189	1.20 1.50 2.80	398 BF CR S 126 RVT PC GI 861 FV CR 732 FV CR	2C4684 2C4684010 2C4684020 2C4684030 2C4684040	4	STD 0.10 0.50 0.75 1.00
1988-93	1587		1.6 L	4	4AF/4AFE 4AGZE	Corolla Super charged	81.00 3.189	1.50 1.50 3.00	032 BF PC GI 126 RVT PC GI 054 FV CR 732 FV CR 335 T PM DI 126 RVT PC GI 054 FV CR 732 FV CR 322 BF GN SS 126 RVT PC GI 987 FV GN SS 714 GN SS	4683 4683020 4683030 4683040 2M4683 2M4683010 2M4683020 2M4683030 2M4683040 2N4683 2N468325 2N468350 2N468375	4 4 4	STD 0.50 0.75 1.00 STD 0.25 0.50 0.75 1.00 STD 0.25 0.50 0.75














YEAR	CC	CID	LITER	CYL	ENGINE	MODEL	BORE	GRV	RING TYPE	HAST SET Set #	CYL SET	SIZE
TOYOTA												
1983-91	1587		1.6 L	4	4AC, 4AGELC 4AGEC, 4AGE 4ALC	Corolla MR	81.00 3.189	1.50 1.50 2.80	032 BF PC GI 126 RVT PC GI 861 FV CR 732 FV CR 362 BF 3CR GI 126 RVT PC GI 861 FV CR 732 FV CR 327 BF PM GI 126 RVT PC GI 861 FV CR 732 FV CR	6180 6180010 6180020 6180030 6180040 6180060 2C6180 2C6180010 2C6180020 2C6180030 2C6180040 2M6180 2M6180010 2M6180020 2M6180030 2M6180040	4 4 4	STD 0.25 0.50 0.75 1.00 1.50 STD 0.25 0.50 0.75 1.00 STD 0.25 0.50 0.75 1.00
1971-75	1587		1.6 L	4	12R	Corona 1600 RT81 Hi-Lux	80.50 3.169	2.00 2.00 4.00	032 BF PC GI 126 RVT PC GI 860 FV CR 732 FV CR 362 BF 3CR GI 126 RVT PC GI 860 FV CR 732 FV CR	4293 4293010 4293020 4293030 4293040 4293060 2C4293 2C4293010 2C4293020 2C4293040	4 4	STD 0.25 0.50 0.75 1.00 1.50 STD 0.25 0.50 1.00
1977-79 1980-82	1588 1770		1.6 L 1.8 L	4 4	2TC 3TC	Corolla 1600 Corolla 1800	85.00 3.346	1.50 1.50 4.00	032 BF PC GI 126 RVT PC GI 056 FV CR 732 FV CR 362 BF 3CR GI 126 RVT PC GI 056 FV CR 732 FV CR 327 BF PM GI 126 RVT PC GI 056 FV CR 732 FV CR	6899 6899010 6899020 6899030 6899040 6899060 2C6899 2C6899010 2C6899020 2C6899030 2C6899040 2C6899060 2M6899 2M6899010 2M6899020 2M6899060	4 4 4	STD 0.25 0.50 0.75 1.00 1.50 STD 0.25 0.50 0.75 1.00 1.50 STD 0.25 0.50 1.50
1971-77	1588		1.6 L	4	2TC , 2TE	Corolla 1600 Carina 1600	85.00 3.346	2.00 2.00 4.00	032 BF PC GI 401 SCRPP PC GI 056 FV CR 732 FV CR 362 BF 3CR GI 401 SCRPP PC GI 056 FV CR 732 FV CR	6872 6872020 6872030 6872040 6872060 2C6872 2C6872020 2C6872030 2C6872040 2C6872060	4 4	STD 0.50 0.75 1.00 1.50 STD 0.50 0.75 1.00 1.50
1968-71 1969-74 1968-73	1591 1707 1858		1.6 L 1.7 L 1.9 L	4 4 4	7R, 7RB 6R, 6RB 8R, 8RB, 8RC, 8RG	Corona, Mark II Corona, Mark II Corona, Mark II Hi-Lux Pickup	86.00 3.386	2.00 2.50 4.00	032 BF PC GI 401 SCRPP PC GI 860 FV CR 732 FV CR 362 BF 3CR GI 401 SCRPP PC GI 860 FV CR 732 FV CR	6846 6846030 6846040 6846060 2C6846 2C6846030 2C6846040 2C6846060	4 4	STD 0.75 1.00 1.50 STD 0.75 1.00 1.50

YEAR	CC	CID	LITER	CYL	ENGINE	MODEL	BORE	GRV	RING TYPE	HAST SET Set #	CYL SET	SIZE
TOYOTA												
2000-09 1998-08	1598 1794		1.6 L 1.8 L	4 4	3ZZ-FE 1ZZ, 1ZZFE	Avensis, Corolla Celca, Corolla MR2 Spyder, Matrix XR, Vista	79.00 3.110	1.20 1.20 3.00	398 BF CR S 126 RVT PC GI 996 FV CR 732 FV CR	2C4947 2C4947010 2C4947020 2C4947030 2C4947040 2C4947060	4	STD 0.25 0.50 0.75 1.00 1.50
1993-02	1762		1.8 L	4	7AFE	Celica, Corolla	81.00 3.189	1.20 1.50 3.00	398 BF CR S 126 RVT PC GI 997 FV CR 732 FV CR	2C4773 2C4773010 2C4773020 2C4773030 2C4773040	4	STD 0.25 0.50 0.75 1.00
2002-07	1796		1.8 L	4	2ZZ-EE, 2ZZ-GE DOHC	Celica Matrix	82.00 3.228	1.20 1.20 3.00	398 BF CR S 126 RVT PC GI 997 FV CR 732 FV CR	2C5087 2C5087020 2C5087030 2C5087040	4	STD 0.50 0.75 1.00
2009-15	1798		1.8 L	4	2ZRFE DOHC	Corolla, Matrix	80.50 3.169	1.00 1.00 1.50	398 BF CR S 123 RVT PC DI 981 FV CR 005 FV CR	2C4113 2C4113020 2C4113030 2C4113040	4	STD 0.50 0.75 1.00
1985-89	1839		1.8 L	4	1C	Carina, Corolla Diesel Eng 3 PC Oil Ring	83.00 3.268	2.00 2.00 3.00	370 HKST 3CR GI 126 RVT PC GI 054 FV CR 732 FV CR	2C5016 2C5016020 2C5016040	4	STD 0.50 1.00
1982-92	1839		1.8 L	4	1C, 1C-L, 1C-TL	Corolla, Camry Diesel Eng incl Turbo	83.00 3.268	2.00 2.00 4.00	370 HKST 3CR GI 126 RVT PC GI 553 CF CR GI 881 2PCO	2D4223 2D422325 2D422350 2D422375 2D4223100	4	STD 0.25 0.50 0.75 1.00
1971-75 1975-80 1973-74	1968 2189		2.0 L 2.2 L 2.6 L	4 4 4	18R, 18RC 20R 16R	Hi-Lux Celica, Corona, Hi-Lux, Corona MK II 2600 Shallow Oil Ring Grv. Art Piston .156 Depth	88.50 3.484	2.00 2.50 4.00	032 BF PC GI 401 SCRPP PC GI 056 FV CR 732 FV CR 362 BF 3CR GI 401 SCRPP PC GI 056 FV CR 732 FV CR	5623 5623010 5623020 5623030 5623040 2C5623 2C5623010 2C5623020 2C5623030 2C5623040	4	STD 0.25 0.50 0.75 1.00 4 STD 0.25 0.50 0.75 1.00
1971-75 1975-80 1973-74	1968 2189		2.0 L 2.2 L 2.6 L	4 4 4	18R, 18RC 20R 16R	Hi-Lux Celica, Corona, Hi-Lux, Corona MK II 2600 Deep Oil Grv.	88.50 3.484	2.00 2.50 4.00	032 BF PC GI 401 SCRPP PC GI 860 FV CR 732 FV CR 362 BF 3CR GI 401 SCRPP PC GI 860 FV CR 732 FV CR	6886 6886020 6886030 6886040 2C6886 2C6886020 2C6886030 2C6886040	4	STD 0.50 0.75 1.00 4 STD 0.50 0.75 1.00
1982-On	1972		2.0 L	4	21R	Corona	84.00 3.307	1.50 2.00 4.00	032 BF PC GI 126 RVT PC GI 058 FV CR 732 FV CR 362 BF 3CR GI 126 RVT PC GI 058 FV CR 732 FV CR	4788 4788020 4788030 4788040 2C4788 2C4788020 2C4788040	4	STD 0.50 0.75 1.00 4 STD 0.50 1.00
1970-78	1972		2.0 L	4	21R	Corona	84.00 3.307	2.00 2.00 4.00	032 BF PC GI 126 RVT PC GI 058 FV CR 732 FV CR 362 BF 3CR GI 126 RVT PC GI 058 FV CR 732 FV CR	4247 4247020 4247030 4247040 4247060 2C4247 2C4247010 2C4247020 2C4247030 2C4247040 2C4247060	4	STD 0.50 0.75 1.00 1.50 4 STD 0.25 0.50 0.75 1.00 1.50

YEAR	CC	CID	LITER	CYL	ENGINE	MODEL	BORE	GRV	RING TYPE	HAST SET	CYL SET	SIZE
												
TOYOTA												
2013-18	1986		2.0 L	4	3ZR-FE, 3ZR-FAE DOHC	Avensis, Corolla, Noah, RAV 4 , Voxy, 16V Flex Fuel Turbo	80.50 3.169	1.20 1.00 2.00	398 BF CR S 123 RVT PC DI 993 FV CR 005 FV CR	2C5395 2C539550 2C5395100	4	STD 0.50 1.00
	1988		2.0 L	6	1G, 1GE, 1GEU	Altezza, Crown, Soarer	75.00 2.953	1.50 1.50 4.00	032 BF PC GI 401 SCRPP PC GI 058 FV CR 732 FV CR 363 BF CR GI 435 SCRPP PC GI 058 FV CR 732 FV CR	4632 4632010 4632020 4632030 4632040 2C4632 2C4632010 2C4632020 2C4632030 2C4632040	6 6	STD 0.25 0.50 0.75 1.00 STD 0.25 0.50 0.75 1.00
1967-78	1994		2.0 L	4	5R	RS50 Crown 2000	88.00 3.464	2.00 2.50 4.00	032 BF PC GI 401 SCRPP PC GI 056 FV CR 732 FV CR 362 BF 3CR GI 401 SCRPP PC GI 056 FV CR 732 FV CR	6854 6854020 6854030 6854040 6854060 2C6854 2C6854020 2C6854030 2C6854040 2C6854060	4 4	STD 0.50 0.75 1.00 1.50 STD 0.50 0.75 1.00 1.50
1984-87	1995		2.0 L	4	2SEL, 2SELC, 21RC	Camry	84.00 3.307	1.50 1.50 4.00	032 BF PC GI 126 RVT PC GI 058 FV CR 732 FV CR 336 T PM DI 126 RVT PC GI 058 FV CR 732 FV CR	4217 4217010 4217020 4217030 4217040 4217060 2M4217 2M4217010 2M4217020 2M4217030 2M4217040	4 4	STD 0.25 0.50 0.75 1.00 1.50 STD 0.25 0.50 0.75 1.00
1983-86	1995		2.0 L	4	2SEL	Camry	84.50 3.327	1.50 1.50 4.00	032 BF PC GI 126 RVT PC GI 056 FV CR 732 FV CR 363 BF CR GI 126 RVT PC GI 056 FV CR 732 FV CR	6156 6156020 6156030 6156040 6156060 2C6156 2C6156020 2C6156030 2C6156040	4 4	STD 0.50 0.75 1.00 1.50 STD 0.50 0.75 1.00
1998-03	1998		2.0 L	4	3SFE	Camry, RAV 4	86.00 3.386	1.20 1.20 3.00	398 BF CR S 126 RVT PC GI 997 FV CR 732 FV CR	2C5005 2C5005010 2C5005020 2C5005030 2C5005040	4	STD 0.25 0.50 0.75 1.00
2001-04	1998		2.0 L	4	1AZ-FE	L4, RAV4	86.00 3.386	1.20 1.20 2.00	398 BF CR S 126 RVT PC GI 993 FV CR 005 FV CR	2C5089 2C5089010 2C5089020 2C5089030 2C5089040	4	STD 0.25 0.50 0.75 1.00
2005-18	1998		2.0 L	4	1TR-FE	Hilux, Innova w/ 2PC Oil Ring	86.00 3.386	1.20 1.20 2.00	398 BF CR S 126 RVT PC GI 248 CF CR 881 2PCO	2C7194	4	STD
	1998		2.0 L	4	1RE, 1RZ	2000P, 8V	86.00 3.386	1.75 1.50 4.00	032 BF PC GI 126 RVT PC GI 058 FV CR 732 FV CR	5281 5281010 5281020 5281040	4	STD 0.25 0.50 1.00














YEAR	CC	CID	LITER	CYL	ENGINE	MODEL	BORE	GRV	RING TYPE	HAST SET Set #	CYL SET	SIZE
TOYOTA												
1986-95	1998		2.0 L	4	3SGTE , 3SGELC	Celica Altrac Celica GTS, MR2	86.00 3.386	1.20 1.50 4.00	398 BF CR S 435 SCRPP PC GI 058 FV CR 732 FV CR	2C4653 2C4653020 2C4653030 2C4653040	4	STD 0.50 0.75 1.00
1986-97	1998		2.0 L	4	3SFE, 3Y	Camry, Celica, Hiace, RAV 4	86.00 3.386	1.50 1.50 4.00	032 BF PC GI 435 SCRPP PC GI 058 FV CR 732 FV CR	4219 4219020 4219030 4219040 4219060	4	STD 0.50 0.75 1.00 1.50
									362 BF 3CR GI 435 SCRPP PC GI 058 FV CR 732 FV CR	2C4219 2C4219010 2C4219020 2C4219030 2C4219040 2C4219060	4	STD 0.25 0.50 0.75 1.00 1.50
									327 BF PM GI 435 SCRPP PC GI 058 FV CR 732 FV CR	2M4219 2M4219020 2M4219030 2M4219040	4	STD 0.50 0.75 1.00
2006-On 2005-On	1998 2231		2.0 L 2.2 L	4 4	1AD-FTV 2AD-FTV DOHC	Auris, Verso Diesel Eng	86.00 3.386	2.00 1.50 2.00	226 BF CR DI 218 TF PC DI 248 CF CR 881 2PCO	2C7465	1	STD
1998-08	1998		2.0 L	4	1CD, 1CDA DOHC	Corolla Turbo Diesel	82.20 3.236	2.00 1.50 3.00	226 BF CR DI 218 TF PC DI 204 CF CR DI 881 2PCO	2C7428	1	STD
1999-02	2164		2.2 L	4	5SFE	Solara Camry	87.00 3.425	1.20 1.20 3.00	398 BF CR S 126 RVT PC GI 997 FV CR 732 FV CR	2C5006 2C5006010 2C5006020 2C5006030 2C5006040 2C5006060	4	STD 0.25 0.50 0.75 1.00 1.50
									398 BF CR S 435 SCRPP PC GI 987 FV GN SS 714 GN SS	2N5006 2N500625	4	STD 0.25
1990-98	2164		2.2 L	4	5SFE DOHC	Camry, Celica, MR2 16 valve	87.00 3.425	1.50 1.50 4.00	335 T PM DI 102 T PC GI 058 FV CR 732 FV CR	2M4207 2M4207010 2M4207020 2M4207030 2M4207040 2M4207060	4	STD 0.25 0.50 0.75 1.00 1.50
1990-94	2164		2.2 L	4	5SFE	Celica, MR2	87.00 3.425	1.50 1.50 3.00	032 BF PC GI 126 RVT PC GI 997 FV CR 732 FV CR	4686 4686020	4	STD 0.50
									335 T PM DI 126 RVT PC GI 997 FV CR 732 FV CR	2M4686 2M4686020 2M4686030 2M4686040	4	STD 0.50 0.75 1.00
1985-90	2237		2.2 L	4	4Y, 4YEC	Hiace Van	91.00 3.582	1.50 1.50 4.00	032 BF PC GI 126 RVT PC GI 870 FV CR 732 FV CR	4480 4480010 4480020 4480030 4480040 4480060	4	STD 0.25 0.50 0.75 1.00 1.50
									362 BF 3CR GI 126 RVT PC GI 870 FV CR 732 FV CR	2C4480 2C4480010 2C4480020 2C4480030 2C4480040 2C4480060	4	STD 0.25 0.50 0.75 1.00 1.50














YEAR	CC	CID	LITER	CYL	ENGINE	MODEL	BORE	GRV	RING TYPE	HAST SET Set #	CYL SET	SIZE
TOYOTA												
1979-91	2188		2.2 L	4	L	Hiace, Hilux Mark II Diesel Eng	90.00 3.543	2.50 2.00 4.00	376 BF CR DI 126 RVT PC GI 553 CF CR GI 881 2PCO	2D5643 2D564350 2D564375 2D5643100	4	STD 0.50 0.75 1.00
1966-72	2253		2.3 L	6	2M 2000, 50 OHC	Crown , MS Series	75.00 2.953	2.00 2.00 4.00	102 T PC GI 401 SCRPP PC GI 056 FV CR 732 FV CR 362 BF 3CR GI 401 SCRPP PC GI 056 FV CR 732 FV CR	6797 6797040 2C6797 2C6797020 2C6797030 2C6797040 2C6797060	6 6	STD 1.00 STD 0.50 0.75 1.00 1.50
1985-95	2366		2.4 L	4	22R, 22RE, 22RGC, 22RTEC, 22REC	Celica, Pickup, 4Runner	92.00 3.622	1.50 1.50 4.00	032 BF PC GI 401 SCRPP PC GI 870 FV CR 732 FV CR 363 BF CR GI 401 SCRPP PC GI 870 FV CR 732 FV CR 335 T PM DI 401 SCRPP PC GI 870 FV CR 732 FV CR	4216 4216010 4216020 4216030 4216040 4216060 2C4216 2C4216010 2C4216020 2C4216030 2C4216040 2M4216 2M4216010 2M4216020 2M4216030 2M4216040 2M4216060	4 4 4	STD 0.25 0.50 0.75 1.00 1.50 STD 0.25 0.50 0.75 1.00 STD 0.25 0.50 0.75 1.00 1.50
1981-84	2366		2.4 L	4	22R, 22REC	Celica, Corona, Pickup, 4runner	92.00 3.622	2.00 2.50 4.00	032 BF PC GI 126 RVT PC GI 870 FV CR 732 FV CR 362 BF 3CR GI 126 RVT PC GI 870 FV CR 732 FV CR 327 BF PM GI 126 RVT PC GI 870 FV CR 732 FV CR	5645 5645010 5645020 5645030 5645040 5645060 2C5645 2C5645010 2C5645020 2C5645030 2C5645040 2C5645060 2M5645 2M5645010 2M5645020 2M5645030 2M5645040 2M5645060	4 4 4	STD 0.25 0.50 0.75 1.00 1.50 STD 0.25 0.50 0.75 1.00 1.50 STD 0.25 0.50 0.75 1.00 1.50
2007-13	2362		2.4 L	4	2AZFE DOHC	L4 Corolla, Camry, Matrix, Scion XB	88.50 3.484	1.00 1.00 2.00	398 BF CR S 123 RVT PC DI 991 FV CR 005 FV CR	2C5267 2C5267010 2C5267020 2C5267030 2C5267040	4	STD 0.25 0.50 0.75 1.00
2001-11	2398		2.4 L	4	2AZ-FXE DOHC	L4 Camry, Highlander, Solara	88.50 3.484	1.20 1.20 2.00	398 BF CR S 126 RVT PC GI 991 FV CR 005 FV CR 398 BF CR S 435 SCRPP PC GI 987 FV GN SS 714 GN SS	2C5090 2C5090010 2C5090020 2C5090030 2C5090040 2N5090 2N509025 2N509050	4 4 4	STD 0.25 0.50 0.75 1.00 STD 0.25 0.50













YEAR	CC	CID	LITER	CYL	ENGINE	MODEL	BORE	GRV	RING TYPE	HAST SET	CYL SET	SIZE
												
TOYOTA												
1998-04 1999-04	2438 2693		2.4 L 2.7 L	4 4	2RZ-FE 3RZ-FE DOHC	Tacoma 4Runner, T100, Tacoma Shallow Oil Ring Grv.	95.00 3.740	1.50 1.50 4.00	032 BF PC GI 126 RVT PC GI 856 FV CR 732 FV CR 335 T PM DI 126 RVT PC GI 856 FV CR 732 FV CR	4999 4999020 4999040 2M4999 2M4999020 2M4999030 2M4999040	4 4	STD 0.50 1.00 STD 0.50 0.75 1.00
1995-97 1995-10	2438 2693		2.4 L 2.7 L	4 4	2RZ-FE 3RZFE	Tacoma 4Runner, T100, Tacoma, Hilux 2700P Deep Oil Ring Grv.	95.00 3.740	1.50 1.50 4.00	362 BF 3CR GI 126 RVT PC GI 870 FV CR 732 FV CR	2C4908 2C4908010 2C4908020 2C4908030 2C4908040	4	STD 0.25 0.50 0.75 1.00
1990-97	2438		2.4 L	4	2TZFE,2TZFZE	Previa	95.00 3.740	1.75 1.50 4.00	032 BF PC GI 126 RVT PC GI 870 FV CR 732 FV CR 363 BF CR GI 126 RVT PC GI 870 FV CR 732 FV CR	4687 4687020 4687040 2C4687 2C4687010 2C4687020 2C4687030 2C4687040	4 4	STD 0.50 1.00 STD 0.25 0.50 0.75 1.00
1977-06	2446		2.4 L	4	2LT, 2LTE	Turbo Diesel	92.00 3.622	2.00 2.00 4.00	370 HKST 3CR GI 126 RVT PC GI 204 CF CR DI 881 2PCO	2D4225 2D422525 2D422550 2D422575 2D4225100	4	STD 0.25 0.50 0.75 1.00
1977-06	2446		2.4 L	4	2LT, 2LTE	Turbo Diesel	92.00 3.622	2.00 2.00 4.00	232 HKST CR DI 218 TF PC DI 204 CF CR DI 881 2PCO	2C7356	1	STD
2001-17	2494		2.5 L	4	2KD-FTV	Dyna, Fortuner, Hiace, Hilux Diesel Eng	92.00 3.622	2.00 1.50 3.00	376 BF CR DI 363 BF CR GI 203 CF GN SS 881 2PCO	2D7359 2D735950	4	STD 0.50
2009-17 2009-15	2494 2672		2.5 L 2.7 L	4 4	2ARFE 1ARFE DOHC	VVT-i Camry, RAV4 Highlander, Venza	90.00 3.543	1.00 1.00 2.00	398 BF CR S 123 RVT PC DI 991 FV CR 005 FV CR	2C4132 2C4132020 2C4132030	4	STD 0.50 0.75
1988-93	2507		2.5 L	6	2VZFE	Camry	87.50 3.445	1.50 1.50 3.00	335 T PM DI 126 RVT PC GI 997 FV CR 732 FV CR	2M4676 2M4676010 2M4676020 2M4676030 2M4676040	6	STD 0.25 0.50 0.75 1.00
1971-80	2563		2.6 L	6		Cressida, 4M, 4ME Mark II, MX23L, 4M Crown MS 63-65, MS75	80.00 3.150	2.00 2.00 4.00	032 BF PC GI 401 SCRPP PC GI 056 FV CR 732 FV CR 362 BF 3CR GI 401 SCRPP PC GI 056 FV CR 732 FV CR	6876 6876020 6876030 6876040 6876060 2C6876 2C6876020 2C6876030 2C6876040	6 6	STD 0.50 0.75 1.00 1.50 STD 0.50 0.75 1.00
2006-13	2693		2.7 L	4	2TRFE	Hiace, Tacoma, 4Runner	95.00 3.740	1.20 1.20 2.00	398 BF CR S 126 RVT PC GI 991 FV CR 005 FV CR	2C5261 2C5261010 2C5261020 2C5261030 2C5261040	4	STD 0.25 0.50 0.75 1.00

YEAR	CC	CID	LITER	CYL	ENGINE	MODEL	BORE	GRV	RING TYPE	HAST SET Set #	CYL SET	SIZE
TOYOTA												
1982-87 1982-93	2759 2954		2.8 L 3.0 L	6 6	5MGE, 5MGEV 7MGE, 7MGTE	Celica, Cressida, Supra Incl. Turbo	83.00 3.268	1.50 1.50 4.00	032 BF PC GI 126 RVT PC GI 058 FV CR 732 FV CR 362 BF 3CR GI 126 RVT PC GI 058 FV CR 732 FV CR 327 BF PM GI 126 RVT PC GI 058 FV CR 732 FV CR	6162 6162020 6162030 6162040 2C6162 2C6162020 2C6162030 2C6162040 2C6162060 2M6162 2M6162020 2M6162030 2M6162040	6 6 6	STD 0.50 0.75 1.00 STD 0.50 0.75 1.00 1.50 STD 0.50 0.75 1.00
1981-82	2759		2.8 L	6	5M, 5ME		83.00 3.268	2.00 2.00 4.00	032 BF PC GI 401 SCRPP PC GI 058 FV CR 732 FV CR 362 BF 3CR GI 401 SCRPP PC GI 058 FV CR 732 FV CR	6856 6856010 6856020 6856030 6856040 2C6856 2C6856010 2C6856020 2C6856030 2C6856040	6 6	STD 0.25 0.50 0.75 1.00 STD 0.25 0.50 0.75 1.00
1988-05	2779		2.8 L	4	3L, KZTE	Hiace Van Toyo-Ace Hi-Lux Diesel Eng	96.00 3.779	2.00 2.00 4.00	370 HKST 3CR GI 126 RVT PC GI 553 CF CR GI 881 2PCO	2C4710 2C4710020 2C4710040	4	STD 0.50 1.00
1988-95	2959		3.0 L	6	3VZE		87.50 3.445	1.50 1.50 4.00	032 BF PC GI 126 RVT PC GI 856 FV CR 732 FV CR 397 BF PM S 126 RVT PC GI 856 FV CR 732 FV CR	4689 4689020 4689030 4689040 2M4689 2M4689010 2M4689020 2M4689030 2M4689040	6 6	STD 0.50 0.75 1.00 STD 0.25 0.50 0.75 1.00
2000-10	2982		3.0 L	4	1KD-FTV DOHC	Hi Lux, Tocomo D4-D Diesel Eng	96.00 3.779	2.00 1.50 3.00	370 HKST 3CR GI 126 RVT PC GI 203 CF GN SS 881 2PCO	2D4583 2D458350	4	STD 0.50
2000-10	2982		3.0 L	4	1KD-FTV DOHC	Hi Lux, Tocomo D4-D Diesel Eng	96.00 3.779	2.00 1.50 3.00	232 HKST CR DI 218 TF PC DI 204 CF CR DI 881 2PCO	2C7330	1	STD
1994-06	2995		3.0 L	6	1MZFE DOHC		87.50 3.445	1.20 1.20 3.00	398 BF CR S 126 RVT PC GI 997 FV CR 732 FV CR	2C4902 2C4902010 2C4902020 2C4902030 2C4902040	6	STD 0.25 0.50 0.75 1.00
1993-98	2997		3.0 L	6	2JZGE, 2JZGTE DOHC	Incl. Turbo	86.00 3.386	1.50 1.50 4.00	376 BF CR DI 435 SCRPP PC GI 058 FV CR 732 FV CR	2C4713 2C4713010 2C4713020 2C4713030 2C4713040	6	STD 0.25 0.50 0.75 1.00
	3000		3.0 L	4	5L	Hiace Diesel Eng	99.50 3.917	2.00 1.50 4.00	370 HKST 3CR GI 126 RVT PC GI 553 CF CR GI 881 2PCO	2C5054 2C5054020 2C5054040	4	STD 0.50 1.00
2003-10	3310		3.3 L	6	3MZFE	Highlander, Sienna, Solara	92.00 3.622	1.20 1.20 3.00	398 BF CR S 126 RVT PC GI 997 FV CR 732 FV CR	2C5183 2C5183020 2C5183030 2C5183040	6	STD 0.50 0.75 1.00

YEAR	CC	CID	LITER	CYL	ENGINE	MODEL	BORE	GRV	RING TYPE	HAST SET Set #	CYL SET	SIZE
TOYOTA												
1996-06	3378		3.4 L	6	5VZFE	4Runner T100 Tacoma	93.50 3.681	1.50 1.50 4.00	032 BF PC GI 126 RVT PC GI 052 FV CR 732 FV CR 363 BF CR GI 126 RVT PC GI 052 FV CR 732 FV CR	4911 4911020 4911030 4911040 2C4911 2C4911010 2C4911020 2C4911030 2C4911040	6 6	STD 0.50 0.75 1.00 STD 0.25 0.50 0.75 1.00
2005-15	3456		3.5 L	6	2GRFE Vin: W DOHC		94.00 3.701	1.20 1.20 2.00	398 BF CR S 126 RVT PC GI 991 FV CR 005 FV CR	2C4511 2C4511020 2C4511030 2C4511040	6	STD 0.50 0.75 1.00
1972-74	3878		3.9 L	6	F	Landcruiser	90.00 3.543	2.00 2.50 4.00 4.00	032 BF PC GI 126 RVT PC GI 860 FV CR 732 FV CR 362 BF 3CR GI 126 RVT PC GI 860 FV CR 732 FV CR 501 1PCO PC GI	4229 4229020 2C4229 2C4229020	6 6	STD 0.50 STD 0.50
2003-15	3955		4.0 L	6	1GRFE DOHC	Tacoma, Tundra	94.00 3.701	1.20 1.20 2.00	398 BF CR S 126 RVT PC GI 991 FV CR 005 FV CR	2C5151 2C5151020 2C5151030 2C5151040	6	STD 0.50 0.75 1.00
1988-92	3955		4.0 L	6	3FE	Landcruiser	94.00 3.701	2.00 2.00 4.00	363 BF CR GI 126 RVT PC GI 870 FV CR 732 FV CR	2C4688 2C4688010 2C4688020 2C4688030 2C4688040	6	STD 0.25 0.50 0.75 1.00
1991-97	3969		4.0 L	8	1UZFE	LS400, SC400	87.50 3.445	1.50 1.50 3.00	335 T PM DI 126 RVT PC GI 997 FV CR 732 FV CR	2M4678 2M4678020 2M4678030 2M4678040	8	STD 0.50 0.75 1.00
1986-90	3995		4.0 L	6	3F	Landcruiser	94.00 3.701	1.50 1.50 4.00	032 BF PC GI 126 RVT PC GI 870 FV CR 732 FV CR 363 BF CR GI 126 RVT PC GI 870 FV CR 732 FV CR	4612 4612020 4612040 2C4612 2C4612020 2C4612030 2C4612040 2C4612060	6 6	STD 0.50 1.00 STD 0.50 0.75 1.00 1.50
1974-87	4230		4.2 L	6	2F	Landcruiser	94.00 3.701	2.00 2.50 4.00	032 BF PC GI 126 RVT PC GI 860 FV CR 732 FV CR 362 BF 3CR GI 126 RVT PC GI 860 FV CR 732 FV CR 327 BF PM GI 126 RVT PC GI 860 FV CR 732 FV CR	5462 5462010 5462020 5462030 5462040 5462060 2C5462 2C5462010 2C5462020 2C5462030 2C5462040 2C5462060 2M5462 2M5462010 2M5462020 2M5462030 2M5462040 2M5462060	6 6 6	STD 0.25 0.50 0.75 1.00 1.50 STD 0.25 0.50 0.75 1.00 1.50 STD 0.25 0.50 0.75 1.00 1.50

YEAR	CC	CID	LITER	CYL	ENGINE	MODEL	BORE	GRV	RING TYPE	HAST SET	CYL SET	SIZE
												
TOYOTA												
1994-97	4476		4.5 L	6	1FZFE	Landcruiser	100.00 3.937	1.75 2.00 4.00	032 BF PC GI 126 RVT PC GI 052 FV CR 732 FV CR 363 BF CR GI 126 RVT PC GI 052 FV CR 732 FV CR	4776 4776020 4776030 4776040 2C4776 2C4776010 2C4776020 2C4776030 2C4776040	6 6	STD 0.50 0.75 1.00 STD 0.25 0.50 0.75 1.00
2009-15 2007-17	4608 5663		4.6 L 5.7 L	8	1URFE 3URFE DOHC	Sequoia, Tundra Land Crusier, Sequoia, Tundra	94.00 3.701	1.20 1.20 2.00	398 BF CR S 126 RVT PC GI 991 FV CR 005 FV CR	2C4586 2C4586010 2C4586020 2C4586030 2C4586040	8	STD 0.25 0.50 0.75 1.00
2005-10	4663		4.7 L	8	2UZFE DOHC	4 Runner, Land Cruiser Tundra	94.00 3.701	1.20 1.20 3.00	398 BF CR S 126 RVT PC GI 997 FV CR 732 FV CR	2C4566 2C4566020 2C4566030 2C4566040	8	STD 0.50 0.75 1.00
1999-04	4663		4.7 L	8	2UZFE	Sequoia, Landcruiser, Tundra, 4Runner	94.00 3.701	1.50 1.50 4.00	335 T PM DI 126 RVT PC GI 856 FV CR 732 FV CR	2M5017 2M5017010 2M5017020 2M5017030 2M5017040	8	STD 0.25 0.50 0.75 1.00
TRIUMPH												
1966-72 1966-68 1973-80	1296 1296 1493		1.3 L 1.3 L 1.5 L	4		1300TC, Spitfire Mark III 1300, 13/60 OHV Spitfire Mark IV	2.910	1/16 1/16 5/32	102 T PC GI 401 SCRPP PC GI 058 FV CR 732 FV CR 362 BF 3CR GI 401 SCRPP PC GI 058 FV CR 732 FV CR	6840 6840010 6840020 6840030 6840040 6840060 2C6840 2C6840020 2C6840030 2C6840040	4 4	STD 0.25 0.50 0.75 1.00 1.50 STD 0.50 0.75 1.00
1975-80	1998		2.0 L	4	TR7		90.30 3.555	1.75 1.75 4.00	362 BF 3CR GI 126 RVT PC GI 860 FV CR 732 FV CR	2C4443 2C4443020	4	STD 0.50
1962-69	2138		2.1 L	4	TR4, TR4A		3.386	1/16 1/16 5/32	102 T PC GI 102 T PC GI 058 FV CR 732 FV CR 362 BF 3CR GI 102 T PC GI 058 FV CR 732 FV CR	6735 6735040 2C6735 2C6735040	4 4	STD 1.00 STD 1.00
1968-76	2498		2.5 L	6	TR6 ,TR250		2.940	1/16 1/16 5/32	102 T PC GI 401 SCRPP PC GI 056 FV CR 732 FV CR 362 BF 3CR GI 401 SCRPP PC GI 056 FV CR 732 FV CR	6817 6817020 2C6817	6 6	STD 0.50 STD
1979-82	3522		3.5 L	8	TR8		88.90 3.500	1.60 1.60 4.75	032 BF PC GI 126 RVT PC GI 860 FV CR 732 FV CR 362 BF 3CR GI 126 RVT PC GI 860 FV CR 732 FV CR	4289 4289020 4289030 2C4289 2C4289020 2C4289030	8 8	STD 0.50 0.75 STD 0.50 0.75

YEAR	CC	CID	LITER	CYL	ENGINE	MODEL	BORE	GRV	RING TYPE	HAST SET	CYL SET	SIZE
												
TRIUMPH-MOTORCYCLE												
1967-70 1969-75	250 750			1 3			2.638	1/16 1/16 1/8	102 T PC GI 102 T PC GI 501 1PCO PC GI 826 2PCO 362 BF 3CR GI 102 T PC GI 501 1PCO PC GI 826 2PCO	6942 6942040 2C6942 2C6942040	1 1	STD 1.00 STD 1.00
1966-75	650			2			2.795	1/16 1/16 1/8	102 T PC GI 102 T PC GI 501 1PCO PC GI 362 BF 3CR GI 102 T PC GI 501 1PCO PC GI	6938 6938040 2C6938 2C6938020 2C6938080	2 2	STD 1.00 STD 0.50 2.00
				2	TR7, T140		2.993	1/16 1/16 1/8	102 T PC GI 102 T PC GI 501 1PCO PC GI	5119 5119020 5119040 5119060	2	STD 0.50 1.00 1.50
VAUXHALL												
1996-00 1998-00	973 1199		1.0 L 1.2 L	4 4	X10XE, Z10XE Z12XE, X12XE	Agila, Corsa Astra, Agila, Corsa	72.50 2.854	1.20 1.50 2.00	398 BF CR S 126 RVT PC GI 990 FV CR 732 FV CR 322 BF GN SS 126 RVT PC GI 990 FV CR 732 FV CR	2C5675 2C567550 2N5675 2N567525 2N567550	1 1	STD 0.50 STD 0.25 0.50
2017-On	1119		1.2 L	3	B 12 XE	Crossland	75.00 2.953	1.00 1.00 2.00	322 BF GN SS 406 N PC DI 248 CF CR 881 2PCO	2N4069 2N406925	3	STD 0.25
2004-12	1248		1.3 L	4	Y13DT, Z13DT	Agila, Combo, Corsa, Meriva, Tigra Turbo Diesel	69.60 2.740	2.00 1.50 2.00	205 BF CR DI 206 TF PC DI 248 CF CR 881 2PCO	2D7101 2D710140 2D710160	1 1 1	STD 0.40 0.60
1970-On	1300		1.3 L	4		Viva HC	3 3/16	5/64 5/64 3/16	032 BF PC GI 126 RVT PC GI 860 FV CR 732 FV CR 362 BF 3CR GI 126 RVT PC GI 860 FV CR 732 FV CR	4417 4417040 2C4417 2C4417020 2C4417030	4 4	STD 1.00 STD 0.50 0.75
2010-On	1364		1.4 L	4	A 14 NET Euro 5	Astra, Cascada, Insignia	72.50 2.854	1.20 1.20 2.00	322 BF GN SS 406 N PC DI 987 FV GN SS 714 GN SS	2N4141	4	STD
1968-70	1597		1.6 L	4	OHC		3 3/8	5/64 5/64 3/16	032 BF PC GI 401 SCRPP PC GI 860 FV CR 732 FV CR 362 BF 3CR GI 401 SCRPP PC GI 860 FV CR 732 FV CR	6874 2C6874	4 4	STD STD
2004-14	1686		1.7 L	4	A17DT, A1DTC, A17DTI A17DTJ, A17DTL, A17DTR, A17DTS, Z17DTJ, Z17DTR	Astra, Corsa, Meriva, Zafira	79.00 3.110	2.00 2.00 3.00	276 HKST GN SS 236 TF CR DI 203 CF GN SS 881 2PCO	2D7540 2D754025 2D754050	4	STD 0.25 0.50
1998-06	1870		1.9 L	4	F8Q SOHC	Arena Combi Diesel Eng	80.00 3.150	2.00 2.00 3.00	219 BF PM DI 209 RVT PC DI 204 CF CR DI 881 2PCO	2M5860	1	STD

YEAR	CC	CID	LITER	CYL	ENGINE	MODEL	BORE	GRV	RING TYPE	HAST SET	CYL SET	SIZE
												
VAUXHALL												
2004-11	1910		1.9 L	4	Z 19 DTH, Z 19 DTJ	Astra, Signum, Vectra, Zafira Diesel Eng	82.00 3.228	2.00 2.00 2.00	205 BF CR DI 214 RVL PC DI 248 CF CR 881 2PCO	2D7366	1	STD
2008-On	1956		2.0 L	4	A 20 DT, A 20 DTC A 20 DTE, A 20 DTH A 20 DTJ, A 20 DTL A 20 DTR, A 20 FD Y 20 DTJ, Z 20 DTJ	Astra, Insignia, Zafira Diesel Eng Turbo Intercooled	83.00 3.268	1.50 1.50 2.00	239 BF CC DI 406 N PC DI 553 CF CR GI 881 2PCO	2D7528 2D752840	4	STD 0.40
2006-15	1991		2.0 L	4	Z 20DM, Z20 DHM	Antara	83.00 3.268	2.00 2.00 3.00	227 FKST CR DI 123 RVT PC DI 203 CF GN SS 881 2PCO	2D7810 2D781050	4	STD 0.50
1998-06	1995		2.0 L	4	X20DTL, Y20DTL SOHC	Astra, Vectra Turbo Diesel	84.00 3.307	2.00 1.75 3.00	205 BF CR DI 218 TF PC DI 204 CF CR DI 881 2PCO	2D7290	1	STD
1995-05	1995		2.0 L	4	X20DTH SOHC	Astra, Omega, Vectra Turbo Diesel w/Keystone top grv.	84.00 3.307	2.50 1.75 3.00	241 FKST CC DI 218 TF PC DI 204 CF CR DI 881 2PCO	2D7376	1	STD
1995-08 1997-08	1995 2172		2.0 L 2.2 L	4	Y 20 DTH X 22 DTH, Y 22 DTH, Y 22 DTR	Astra, Omega, Vectra Turbo Diesel	84.00 3.307	1.75 1.75 3.00	205 BF CR DI 218 TF PC DI 204 CF CR DI 881 2PCO	2D7167	1	STD
2006-On	1995		2.0 L	4	M9R	Turbo Diesel	84.00 3.307	2.50 2.00 2.00	211 HKST CC DI 210 SCRPF TF PC DI 248 CF CR 881 2PCO	2D7343 2D734350	1	STD 0.50
1970-71	1975	121	2.0 L	4	OHC		3 3/4	5/64 5/64 3/16	032 BF PC GI 126 RVT PC GI 860 FV CR 732 FV CR 362 BF 3CR GI 126 RVT PC GI 860 FV CR 732 FV CR	6873 6873010 6873020 6873030 2C6873	4	STD 0.25 0.50 0.75 STD
2000-10	2188		2.2 L	4	G9T 720, G9T 722, G9T 750	Movano Turbo Diesel	87.00 3.425	3.00 1.75 2.50	228 HKST PM DI 209 RVT PC DI 204 CF CR DI 881 2PCO	2M7349	1	STD
2003-06	2464		2.5 L	4	G9U 630	Vivaro Turbo Diesel	89.00 3.504	3.00 1.75 2.50	228 HKST PM DI 218 TF PC DI 204 CF CR DI 881 2PCO	2M7328	1	STD
1989-97	2499		2.5 L	4	4JA1	Diesel Eng Chrome Slvs use 7384	93.00 3.661	2.00 2.00 4.00	252 BF PC GI 218 TF PC DI 200 CF PC GI 881 2PCO 217 BF CR DI 218 TF PC DI 204 CF CR DI 881 2PCO	7384 2C7384	1	STD STD
1996-98	2499		2.5 L	4	25TDS (VM41B)	Frontera Turbo Diesel	92.00 3.622	2.50 2.00 4.00	225 FKST CR DI 210 SCRPF TF PC DI 204 CF CR DI 881 2PCO	2C7458	1	STD
1998-01	2799		2.8 L	4	S9W 700, S9W 702	Turbo Diesel	94.40 3.716	3.00 2.00 3.00	225 FKST CR DI 209 RVT PC DI 204 CF CR DI 881 2PCO	2C7353	1	STD
1998-01	2799		2.8 L	4	S9W 700, S9W 702	Turbo Diesel	94.40 3.716	2.50 2.00 2.50	233 FKST PM DI 210 SCRPF TF PC DI 204 CF CR DI 881 2PCO	2M7450	1	STD














YEAR	CC	CID	LITER	CYL	ENGINE	MODEL	BORE	GRV	RING TYPE	HAST SET Set #	CYL SET	SIZE
VM MOTORI												
	598 1196 1794 1779 2392		0.6 L 1.2 L 1.8 L 1.8 L 2.4 L	1 2 3 3 4	HR92-1 HR92-2 HR92-3 VM 392 HT HR92-4, VM 492 HT, VM 81 A HR92-5 HR92-6	Diesel Eng Incl Turbo	92.00 3.622	2.50 2.00 4.00	225 FKST CR DI 210 SCRPF TF PC DI 204 CF CR DI 881 2PCO	2C7458	1	STD
	2990 3588		3.0 L 3.6 L	5 6								
	2776		2.8 L	4	HR94 DOHC TCI	Diesel Eng	94.00 3.701	3.00 2.00 4.00	225 FKST CR DI 210 SCRPF TF PC DI 204 CF CR DI 881 2PCO	2C7362	1	STD
VOLKSWAGEN												
1975-82 1974-90	895 1093		0.9 L 1.1 L	4 4	HA FA, FJ, GG HB, HC, HD	Polo, Derby Golf, Jetta, Scirocco Derby, Golf, Polo	69.50 2.736	1.75 2.50 4.00	362 BF 3CR GI 401 SCRPF PC GI 055 FV CR 732 FV CR	2C4484	4	STD
1975-82 1974-90	895 1093		0.9 L 1.1 L	4 4	HA FA, FJ, GG HB, HC, HD	Polo, Derby Golf, Jetta, Scirocco Derby, Golf, Polo	69.50 2.736	1.75 2.00 4.00	032 BF PC GI 401 SCRPF PC GI 055 FV CR 732 FV CR	6192 6192020 6192040	4	STD 0.50 1.00
									362 BF 3CR GI 401 SCRPF PC GI 055 FV CR 732 FV CR	2C6192 2C6192010 2C6192020 2C6192030 2C6192040	4	STD 0.25 0.50 0.75 1.00
1996-On	999		1.0 L	4	EA111	RSH, Lupo, Polo	67.10 2.642	1.20 1.50 2.00	398 BF CR S 401 SCRPF PC GI 986 FV CR 732 FV CR	2C4808 2C4808020 2C4808040	4	STD 0.50 1.00
2000-On	999		1.0 L	4	AZP, BTY	Fox, Gol , Paraty, Saveiro	67.10 2.642	1.00 1.00 1.50	398 BF CR S 123 RVT PC DI 981 FV CR 005 FV CR	2C5207 2C5207020	4	STD 0.50
	1000		1.0 L	4		Gol Brazilian Mahle Piston	70.30 2.768	1.50 1.50 3.00	362 BF 3CR GI 126 RVT PC GI 996 FV CR 732 FV CR	2C4273	4	STD
2011-On	999		1.0 L	3	CHYA, CHYB, CPGA	Polo, Up	74.50 2.933	1.00 1.20 2.00	322 BF GN SS 126 RVT PC GI 993 FV CR 732 FV CR	2N5672	3	STD
1990-99 1989-94 1991-96	1043 1272 1391		1.0 L 1.3 L 1.4 L	4 4 4	AAU, AEV 3F ABD	Polo Polo Golf, CL/GI, Polo, CL/GT, Vento CL/GL	75.00 2.953	1.50 1.50 2.50	032 BF PC GI 435 SCRPF PC GI 995 FV CR 732 FV CR	5021	4	STD
									363 BF CR GI 435 SCRPF PC GI 995 FV CR 732 FV CR	2C5021 2C5021010 2C5021020 2C5021030 2C5021040	4	STD 0.25 0.50 0.75 1.00
1981-94 1982-95	1043 1272		1.0 L 1.3 L	4 4	AAK, ACM, GL, GN, HZ, 2C, 2G, AAV, GK, HK, HW, MH, NU, NZ, PY	Derby, Golf, Polo Derby, Golf, Jetta, Pollo	75.00 2.953	1.75 2.00 3.00	362 BF 3CR GI 401 SCRPF PC GI 054 FV CR 732 FV CR	2C5086 2C5086020 2C5086040	4	STD 0.50 1.00
1954-65	1192		1.2 L	4	111, 211	1200, 30CV 1200 36-40 H.P.	77.00 3.031	2.50 2.50 4.00	362 BF 3CR GI 401 SCRPF PC GI 056 FV CR 732 FV CR	2C5868	4	STD
2010-18	1197		1.2 L	4	CBZA, CBZB, CBCZ, CJZA, CJZB, CJZC, CJZD, CYVA, CYVB CYVC, CYVD	Beetle, Caddy, Golf, Jetta, Polo, Touran, Vento	71.00 2.795	1.20 1.20 2.00	322 BF GN SS 236 TF CR DI 987 FV GN SS 714 GN SS	2N4126 2N412625 2N412650	4	STD 0.25 0.50

YEAR	CC	CID	LITER	CYL	ENGINE	MODEL	BORE	GRV	RING TYPE	HAST SET Set #	CYL SET	SIZE
VOLKSWAGEN												
1967-75			1.3 L	4		Type I, Type II Fits Brazilian Mahle Piston	77.00 3.031	2.00 2.00 4.00	102 T PC GI 401 SCRPP PC GI 058 FV CR 732 FV CR	4851 4851020	4	STD 0.50
1964-81	1285		1.3 L	4	AB, D, E, F	Beetle, Karmann (1200 and 1300)	77.00 3.031	2.00 2.00 4.00	102 T PC GI 435 SCRPP PC GI 056 FV CR 732 FV CR 362 BF 3CR GI 435 SCRPP PC GI 056 FV CR 732 FV CR	6780 2C6780 2C6780020 2C6780040	4	STD 0.50 1.00
1995-04 1995-01	1390 1595		1.4 L 1.6 L	4 4	AEX, AKV, APQ AEA, AEE, AUS, AZD, AHS, ALM	Caddy, Golf, Polo, Vento Caddy, Golf, Polo, Vento	76.50 3.012	1.20 1.50 2.50	398 BF CR S 401 SCRPP PC GI 995 FV CR 732 FV CR	2C5177 2C5177010 2C5177020 2C5177030	4	STD 0.25 0.50 0.75
1996-09	1423		1.4 L	4	AGY	Golf, Polo	76.50 3.012	1.20 1.50 2.50	398 BF CR S 401 SCRPP PC GI 995 FV CR 732 FV CR	2C5294 2C5294020 2C5294040	4	STD 0.50 1.00
2007-13 2003-11	1390 1598		1.4 L 1.6 L	4 4	BCA, BKR, BKY, BUD, CAXA, CDDA, CFNA, CFNB, CGGA, CGGB, CPLA, CMSB BAG, BLF, BLP, BTS	Caddy, TSI Eos, Golf, Jetta, Passat, Polo, Scirocco, Touran FSI Eos, Golf, Jetta, Passat, Touran	76.50 3.012	1.20 1.20 2.00	398 BF CR S 126 RVT PC GI 993 FV CR 005 FV CR 322 BF GN SS 126 RVT PC GI 993 FV CR 005 FV CR	2C5438 2C543850 2N5438 2N543825 2N543850	4	STD 0.50 0.50 0.25 0.50
2003-12	1396		1.4 L	4	BWK, BMY, BLG CNWA, CAVE, CAVD, CAVC, CAVB, CAVA, CTHE, CTHA, CNWB,	Golf, Jetta, Touran, Tiguan, Sharan, Beetle, Eos, Scirocco, Polo incl. Turbo	76.50 3.012	1.20 1.50 2.00	398 BF CR S 126 RVT PC GI 993 FV CR 005 FV CR 322 BF GN SS 126 RVT PC GI 987 FV GN SS 714 GN SS	2C5391 2C5391020 2N5391 2N539125 2N539150	4	STD 0.50 0.50 0.25 0.50
1976-80 1979-92 1978-80	1471 1588 2383		1.5 L 1.6 L 2.4 L	4 4 6	CK CR, CS, JK, JP, ME TR6	Golf, Jetta, Passat Golf, Jetta, Passat, Santana Golf, Jetta, Passat incl. Turbo Diesel	76.50 3.012	1.75 2.00 3.00	215 TBF CR DI 209 RVT PC DI 204 CF CR DI 881 2PCO	2C7148 2C714850 2C7148100	1	STD














YEAR	CC	CID	LITER	CYL	ENGINE	MODEL	BORE	GRV	RING TYPE	HAST SET Set #	CYL SET	SIZE
VOLKSWAGEN												
1976-80 1978-88 1978-86	1457 1588 1716		1.5 L 1.6 L 1.7 L	4 4 4	EH FN, YN EN	Rabbit Dasher, Quantum, Rabbit Rabbit, Scirocco	79.50 3.130	1.75 2.00 4.00	032 BF PC GI 126 RVT PC GI 056 FV CR 732 FV CR 363 BF CR GI 126 RVT PC GI 056 FV CR 732 FV CR 327 BF PM GI 126 RVT PC GI 056 FV CR 732 FV CR	4490 4490010 4490020 4490030 4490040 4490060 2C4490 2C4490010 2C4490020 2C4490030 2C4490040 2C4490060 2M4490 2M4490010 2M4490020 2M4490030 2M4490040 2M4490060	4 4 4 4	STD 0.25 0.50 0.75 1.00 1.50 STD 0.25 0.50 0.75 1.00 1.50 STD 0.25 0.50 0.75 1.00 1.50
1977-84 1976-84	1457 1588		1.5 L 1.6 L	4 4	JB FN, FT, YS	Dasher, Golf, Rabbit, Scirocco	79.50 3.130	1.75 2.50 5.00	032 BF PC GI 126 RVT PC GI 860 FV CR 732 FV CR 362 BF 3CR GI 126 RVT PC GI 860 FV CR 732 FV CR	6118 6118020 6118030 6118040 2C6118 2C6118020 2C6118040	4 4	STD 0.50 0.75 1.00 STD 0.50 1.00
1973-77 1974-76	1471 1600		1.5 L 1.6 L	4 4	YJ, ZB, ZC	Dasher, Rabbit, Scirocco Dasher, Rabbit, Passat, Scirocco	76.50 3.012	2.00 2.50 4.00	032 BF PC GI 126 RVT PC GI 056 FV CR 732 FV CR 363 BF CR GI 126 RVT PC GI 056 FV CR 732 FV CR	4282 4282020 4282030 4282040 2C4282 2C4282010 2C4282020 2C4282030 2C4282040	4 4	STD 0.50 0.75 1.00 STD 0.25 0.50 0.75 1.00
	1493 1584		1.5 L 1.6 L	4 4		1500 Series 1600 Series	87.00 3.425	1.50 1.50 5.00	362 BF 3CR GI 102 T PC GI 871 FV CR 732 FV CR	2C4299	4	STD
	1493 1584		1.5 L 1.6 L	4 4		1500 Series 1600 Series	87.00 3.425	2.00 2.00 5.00	032 BF PC GI 126 RVT PC GI 871 FV CR 732 FV CR 362 BF 3CR GI 126 RVT PC GI 871 FV CR 732 FV CR	4298 2C4298 2C4298020	4 4	STD STD 0.50
1961-73	1493		1.5 L	4	H, K	1500, 1600, Kaefer 1500	83.00 3.268	2.00 2.00 4.00	032 BF PC GI 401 SCR PC GI 056 FV CR 732 FV CR 362 BF 3CR GI 401 SCR PC GI 056 FV CR 732 FV CR	6793 6793040 6793060 2C6793 2C6793040	4 4	STD 1.00 1.50 STD 1.00
1977-84	1500 1600		1.5 L 1.6 L	4	EG, YS	Dasher, Golf, Jetta Passat, Santana, Scirocco Fits Brazilian Mahle Piston	79.50 3.130	1.75 2.00 4.00	032 BF PC GI 126 RVT PC GI 058 FV CR 732 FV CR 363 BF CR GI 126 RVT PC GI 058 FV CR 732 FV CR	4833 4833020 4833040 2C4833 2C4833020 2C4833040	4 4	STD 0.50 1.00 STD 0.50 1.00














YEAR	CC	CID	LITER	CYL	ENGINE	MODEL	BORE	GRV	RING TYPE	HAST SET Set #	CYL SET	SIZE
VOLKSWAGEN												
1983-97	1595		1.6 L	4	1F, ABN, DT,EZ, RE, RF, RL	Caddy, Golf, Jetta, Rabbit, Scirocco	81.00 3.189	1.50 1.75 3.00	032 BF PC GI 126 RVT PC GI 054 FV CR 732 FV CR	4341 4341010 4341020 4341030 4341040	4	STD 0.25 0.50 0.75 1.00
1983-02	1781		1.8 L	4	AAM, ACC, JN, RD, RM, RP OHC	Golf, Jetta, Passat			362 BF 3CR GI 126 RVT PC GI 054 FV CR 732 FV CR	2C4341 2C4341010 2C4341020 2C4341030 2C4341040	4	STD 0.25 0.50 0.75 1.00
									335 T PM DI 126 RVT PC GI 054 FV CR 732 FV CR	2M4341 2M4341010 2M4341020 2M4341030 2M4341040	4	STD 0.25 0.50 0.75 1.00
1976-On			1.6 L	4		Dasher D, Golf D, Jetta D, Passat D, Santana D Fits Brazilian Mahle Piston Diesel Eng	76.50 3.012	1.75 2.00 3.00	032 BF PC GI 401 SCRPP PC GI 054 FV CR 732 FV CR	4832 4832020	4	STD 0.50
									363 BF CR GI 401 SCRPP PC GI 054 FV CR 732 FV CR	2C4832 2C4832040	4	STD 1.00
1992-03	1584		1.6 L	4	ACD	Kaefer 1600 i	85.50 3.666	1.75 2.00 5.00	202 TTF PC DI 406 N PC DI 553 CF CR GI 881 2PCO	5277	4	STD
	1588		1.6 L	4		GOL, AE1600 Fits Brazilian Mahle Piston	77.00 3.031	1.50 1.50 2.00	032 BF PC GI 401 SCRPP PC GI 993 FV CR 005 FV CR	4977	4	STD
									363 BF CR GI 401 SCRPP PC GI 993 FV CR 005 FV CR	2C4977 2C4977020 2C4977040	4	STD 0.50 1.00
1974-77	1588		1.6 L	4		Dasher, So, Rabbit, Scirocco	79.50 3.130	2.00 2.50 5.00	032 BF PC GI 126 RVT PC GI 860 FV CR 732 FV CR	4304 4304020 4304040	4	STD 0.50 1.00
									362 BF 3CR GI 126 RVT PC GI 860 FV CR 732 FV CR	2C4304 2C4304020	4	STD 0.50
	1588		1.6 L	4		Passat	81.00 3.189	1.50 1.50 3.00	032 BF PC GI 126 RVT PC GI 054 FV CR 732 FV CR	4683 4683020 4683030 4683040	4	STD 0.50 0.75 1.00
									335 T PM DI 126 RVT PC GI 054 FV CR 732 FV CR	2M4683 2M4683010 2M4683020 2M4683030 2M4683040	4	STD 0.25 0.50 0.75 1.00
									322 BF GN SS 126 RVT PC GI 987 FV GN SS 714 GN SS	2N4683 2N468325 2N468350 2N468375	4	STD 0.25 0.50 0.75







YEAR	CC	CID	LITER	CYL	ENGINE	MODEL	BORE	GRV	RING TYPE	HAST SET Set #	CYL SET	SIZE
VOLKSWAGEN												
1965-84	1588		1.6 L	4	65CV Eng	1600, 57, 60, 65 H.P. Brazilian Mahle Piston	85.50 3.366	2.00 2.00 5.00	102 T PC GI 401 SCRPP PC GI 871 FV CR 732 FV CR 363 BF CR GI 126 RVT PC GI 871 FV CR 732 FV CR	4841 4841020 4841040 2C4841 2C4841020 2C4841040	4 4	STD 0.50 1.00 STD 0.50 1.00
1993-98	1598		1.6 L	4	ABU	Golf,Vento	76.50 3.012	1.50 1.50 2.50	362 BF 3CR GI 401 SCRPP PC GI 995 FV CR 732 FV CR	2C5022 2C5022020 2C5022030 2C5022040	4	STD 0.50 0.75 1.00
1976-77	1588		1.6 L	4		Dasher, Rabbit, Scirocco High Performance Piston	79.50 3.130	1.75 2.00 5.00	032 BF PC GI 126 RVT PC GI 860 FV CR 732 FV CR 362 BF 3CR GI 126 RVT PC GI 860 FV CR 732 FV CR	6117 6117020 6117040 2C6117 2C6117020 2C6117040	4 4	STD 0.50 1.00 STD 0.50 1.00
1967-82	1588		1.6 L	4	AK,AL, AM, AS,B, CZ, P, T, U	1500,1600, Kaefer, Transporter	85.50 3.366	2.00 2.00 5.00	032 BF PC GI 401 SCRPP PC GI 871 FV CR 732 FV CR 362 BF 3CR GI 401 SCRPP PC GI 871 FV CR 732 FV CR	6781 6781010 6781020 6781030 6781040 6781060 2C6781 2C6781010 2C6781020 2C6781030 2C6781040 2C6781060	4 4	STD 0.25 0.50 0.75 1.00 1.50 STD 0.25 0.50 0.75 1.00 1.50
1997-On	1595		1.6 L	4	AHL, ALZ, ANA, ARM, AVU, AYD,BFQ, BFS, BGU,BSE, BSF	Bora, Golf,Jetta, Caddy, Passat, Touran,New Beetle	81.00 3.189	1.00 1.20 2.00	398 BF CR S 126 RVT PC GI 993 FV CR 005 FV CR	2C4590 2C4590020 2C4590040	4	STD 0.50 1.00
1984-On	1600		1.6 L	4		Made in Brazil, Gas/Alch Brazilian Mahle Piston	85.50 3.366	1.50 1.75 4.00	102 T PC GI 126 RVT PC GI 058 FV CR 732 FV CR 362 BF 3CR GI 126 RVT PC GI 058 FV CR 732 FV CR	4664 4664010 4664020 4664040 2C4664 2C4664010 2C4664020 2C4664040	4 4	STD 0.25 0.50 1.00 STD 0.25 0.50 1.00
1979-83	1600		1.6 L	4			85.50 3.366	1.75 2.00 5.00	032 BF PC GI 401 SCRPP PC GI 860 FV CR 732 FV CR 362 BF 3CR GI 401 SCRPP PC GI 860 FV CR 732 FV CR	6165 6165010 6165020 6165030 6165040 6165060 2C6165 2C6165010 2C6165020 2C6165030 2C6165040	4 4	STD 0.25 0.50 0.75 1.00 1.50 STD 0.25 0.50 0.75 1.00
1975-On	1588		1.6 L	4		Dasher, Golf, Passat Fits Brazilian Mahle Piston	79.50 3.130	2.00 2.50 5.00	363 BF CR GI 126 RVT PC GI 870 FV CR 732 FV CR	2C4828 2C4828020	4	STD 0.50














YEAR	CC	CID	LITER	CYL	ENGINE	MODEL	BORE	GRV	RING TYPE	HAST SET	CYL SET	SIZE
												
VOLKSWAGEN												
	1588		1.6 L	4		AE Voyage,Gol, Parati, Saveiro Fits Brazilian Mahle Piston	77.00 3.030	1.50 1.50 3.00	032 BF PC GI 126 RVT PC GI 054 FV CR 732 FV CR 363 BF CR GI 126 RVT PC GI 054 FV CR 732 FV CR	4803 4803020	4	STD 1.00
			1.6 L	4						2C4803 2C4803020	4	STD 0.50
1970-On	1605		1.6 L	4		K70, 75CH TC8	82.00 3.228	1.75 2.00 4.00	362 BF 3CR GI 401 SCRPP PC GI 056 FV CR 732 FV CR	2C7333	4	STD
1985-05 1989-04	1715 1896		1.7 L 1.9 L	4 4	KY 1X, 1Y, AAZ, ABL, ADE, ADG, AEF	Transporter Golf, Passat, Polo, Transporter, Vento Chassis, Transporter	79.50 3.130	1.75 2.00 3.00	205 BF CR DI 126 RVT PC GI 204 CF CR DI 881 2PCO	2D5854 2D585425 2D585450 2D5854100	1	STD 0.25 0.50 1.00
1990-03	2370		2.4 L	5	AJA, AAB	Diesel Eng w/2 pc oil ring						
	1679		1.7 L	4		Overbore Repl. Kit	92.00 3.622	2.00 2.00 4.00	032 BF PC GI 401 SCRPP PC GI 056 FV CR 732 FV CR 362 BF 3CR GI 401 SCRPP PC GI 056 FV CR 732 FV CR 327 BF PM GI 401 SCRPP PC GI 056 FV CR 732 FV CR	5364 5364010 5364020 5364030 5364040 2C5364 2C5364010 2C5364020 2C5364030 2C5364040 2C5364060	4	STD 0.25 0.50 0.75 1.00 STD 0.25 0.50 0.75 1.00 1.50
			1.7 L	4						2M5364 2M5364020 2M5364030 2M5364040	4	STD 0.50 0.75 1.00
1971-75	1679		1.7 L	4	85 H.P.	411, 1700	90.00 3.543	2.00 2.00 5.00	362 BF 3CR GI 401 SCRPP PC GI 871 FV CR 732 FV CR	2C6864	4	STD
1996-00	1781		1.8 L	4	AGN, AGU,APT, ARG DOHC incl. Turbo	Bora, Golf, Passat	81.00 3.189	1.50 1.75 2.00	032 BF PC GI 126 RVT PC GI 993 FV CR 005 FV CR 335 T PM DI 126 RVT PC GI 993 FV CR 005 FV CR	4923 4923020	4	STD 0.50
			1.8 L	4						2M4923 2M4923020 2M4923030 2M4923040	4	STD 0.50 0.75 1.00
1974-75	1795		1.8 L	4		21 Buss Model 411, 412	93.00 3.661	2.00 2.00 4.00	032 BF PC GI 126 RVT PC GI 056 FV CR 732 FV CR 362 BF 3CR GI 126 RVT PC GI 056 FV CR 732 FV CR	6119 6119020	4	STD 0.50
			1.8 L	4						2C6119 2C6119020 2C6119040	4	STD 0.50 1.00
	1798		1.8 L	4	CDA, VAG	DOHC Turbo L4 3 PC OIL	82.50 3.248	1.00 1.20 1.50	398 BF CR S 126 RVT PC GI 981 FV CR 005 FV CR	2C5382 2C5382020	4	STD 0.50

YEAR	CC	CID	LITER	CYL	ENGINE	MODEL	BORE	GRV	RING TYPE	HAST SET Set #	CYL SET	SIZE
VOLKSWAGEN												
2005-15	1798		1.8 L	4	CDA, CDAB, CDSA, CJSB, CJSC	TSI	82.50	1.20	398 BF CR S	2C5385	4	STD
2006-18	1984		2.0 L		BZB, CAWA, CBFA, CCCA, CCTA, CCZB, CDAB, CFPA, CHHA, CJK, CJKB, CJS, CJSB, CJSC, CJXB, CJXC, CJXE, CULA, CYFB, DEDA, CCCA	TSI	3.248	1.20 2.00	126 RVT PC GI 993 FV CR S 005 FV CR 322 BF GN SS 406 N PC DI 248 CF CR 881 2PCO	2C538550	4	0.50
2005-15	2480		2.5 L			TSI				2N5385 2N538550	4	STD 0.50
1987- On	1800		1.8 L	4		Made in Brazil	81.00	1.20 1.50 2.00	398 BF CR S 126 RVT PC GI 934 FV CR 935 FV CR	2C5095 2C5095010 2C5095020 2C5095030 2C5095040	4	STD 0.25 0.50 0.75 1.00
	1835		1.8 L	4		1600 Big Bore Cima (Late)	92.00	1.50 2.00 4.00	032 BF PC GI 401 SCRP PC GI 056 FV CR 732 FV CR	4178	4	STD
	1915		1.9 L	4		1600 Big Bore (Late)	94.00	1.50 2.00 4.00	032 BF PC GI 126 RVT PC GI 856 FV CR 732 FV CR	4177	4	STD
1986-88	1857		1.9 L	4		Passat	82.50	1.50 1.75 3.00	362 BF 3CR GI 126 RVT PC GI 997 FV CR 732 FV CR	2C4927 2C4927010 2C4927020 2C4927040	1	STD 0.25 0.50 1.00
1990-10	1968		2.0 L	4	AAC, AZV, BDK, BMM, BNA, BST	Golf, Jetta, Passat	81.00	1.75 2.00	205 BF CR DI 130 RVT PC GI	2D7282 2D728250	1	STD 0.50
1990-03	2459		2.5 L	5	AAF, ACU, AET, AEV SOHC	Transporter Diesel Eng w/2 pc oil ring	3.189	3.00	204 CF CR DI 881 2PCO			
2012-on	1968		2.0 L	4	CRBC, CRBL, CRVA	GOLF VII Turbo Diesel	81.00	1.75 2.00 2.00	363 BF CR GI 130 RVT PC GI 203 CF GN SS 881 2PCO	2C7487	1	STD
1975-84	1971		2.0 L	4		29 2 Series, 211, 221, Vanagon	94.00	1.75 2.00 4.00	032 BF PC GI 126 RVT PC GI 860 FV CR 732 FV CR 362 BF 3CR GI 126 RVT PC GI 860 FV CR 732 FV CR	5594 5594010 5594020 5594030 5594040 5594060 2C5594 2C5594010 2C5594020 2C5594030 2C5594040 2C5594060	4	STD 0.25 0.50 0.75 1.00 1.50 STD 0.25 0.50 0.75 1.00 1.50
1983-84	1986		2.0 L	5	CN	Diesel Eng	76.50	1.75 2.00 3.00	362 BF 3CR GI 401 SCRP PC GI 204 CF CR DI 881 2PCO	2D4498 2D449825 2D449850 2D449875 2D4498100	5	STD 0.25 0.50 0.75 1.00
1988-10	1984		2.0 L	4	2E, 9A, ABF, ACX, ADY AEG, AEP, AGG, AKR, APK, AQY, ATM, AXA, AZH, AZJ, AZM, BBX, BEF, BEH, BEJ, BER, BHP CBPA	Golf, Jetta, Passat, Quantum, Santana, Voyager	82.50	1.20 1.50 2.00	398 BF CR S 126 RVT PC GI 934 FV CR 935 FV CR 322 BF GN SS 406 N PC DI 987 FV GN SS 714 GN SS	2C4639 2C4639010 2C4639020 2C4639030 2C4639040 2N4639 2N463925 2N463950	4	STD 0.25 0.50 0.75 1.00 STD 0.25 0.50

YEAR	CC	CID	LITER	CYL	ENGINE	MODEL	BORE	GRV	RING TYPE	HAST SET	CYL SET	SIZE
												
VOLKSWAGEN												
2003-10	1984		2.0 L	4	ALT, AWX, AXX, BLR, BLX, BLY, BPY, BVX BVY, BVZ, BWA	Eos, Golf, Jetta, Passat	82.50 3.248	1.20 1.50 2.00	322 BF GN SS 406 N PC DI 248 CF CR 881 2PCO	2N4144	1	STD
2005-10	2480		2.5 L	5	BPR, BPS	New Beetle 2.5						
	1984		2.0 L	4		Corrado, Passat, Vento Fits Brazilian Mahle Piston	82.50 3.248	1.50 1.50 2.00	032 BF PC GI 126 RVT PC GI 934 FV CR 935 FV CR 363 BF CR GI 126 RVT PC GI 934 FV CR 935 FV CR	6190 6190020 6190040 2C6190 2C6190020 2C6190040	4 4	STD 0.50 1.00 STD 0.50 1.00
1985-92	2109		2.1 L	4	DJ/SR	Campmobil, Syncro, Transporter, Typ 2	94.00 3.701	1.75 2.00 3.50	032 BF PC GI 126 RVT PC GI 058 FV CR 732 FV CR 362 BF 3CR GI 126 RVT PC GI 058 FV CR 732 FV CR	4634 4634010 4634020 4634030 4634040 4634060 2C4634 2C4634020 2C4634030 2C4634040 2C4634060	4 4	STD 0.25 0.50 0.75 1.00 1.50 STD 0.50 0.75 1.00 1.50
1978-84	2144		2.1 L	5	WE	Passat, Santana	79.50 3.130	1.75 2.00 4.00	363 BF CR GI 126 RVT PC GI 056 FV CR 732 FV CR	2C6145 2C6145020	5	STD 0.50
1983-88	2226		2.2 L	5	HY, JT, KM, KV, KX	Passat Variant	81.00 3.189	1.50 1.75 3.00	335 T PM DI 126 RVT PC GI 553 CF CR GI 881 2PCO	2D4541 2D454150 2D454175	5	STD 0.50 0.75
	2400		2.4 L	6		5 Valve V-6	81.00 3.189	1.50 1.50 2.00	327 BF PM GI 401 SCRPP PC GI 203 CF GN SS 881 2PCO	2D5020	6	STD
1989-97	2446		2.4 L	4	2L	Taro Diesel Eng	92.00 3.622	2.00 2.00 4.00	232 HKST CR DI 218 TF PC DI 204 CF CR DI 881 2PCO	2C7356	1	STD
1990-96	2459		2.5 L	5	ACU, AAF	Caravelle, Transporter 3 PC Oil Ring	81.00 3.189	1.75 2.00 3.00	032 BF PC GI 126 RVT PC GI 054 FV CR 732 FV CR 362 BF 3CR GI 126 RVT PC GI 054 FV CR 732 FV CR	4922 4922020 4922030 4922040 2C4922 2C4922020 2C4922030 2C4922040	5 5	STD 0.50 0.75 1.00 STD 0.50 0.75 1.00
1995-11	2461		2.5 L	5	ACV, AGX, AHD, AJT, AXD, AXE, BAC, BCT, BCU, BCV, BJL BJM, BCT, BLJ, BLK, BTW CECA, CECB	Turbo Diesel	81.00 3.189	2.50 2.00 3.00	212 TBF CC DI 130 RVT PC GI 204 CF CR DI 881 2PCO	2D7476 2D747650	1	STD 0.50
2005-14	2480		2.5 L	5	CBUA, CUTA, BGP, BGQ, BTK, CBTA DOHC	Beetle, Bora 20V	82.50 3.248	1.20 1.50 2.00	398 BF CR S 126 RVT PC GI 934 FV CR 935 FV CR	2C4562 2C4562020	5	STD 0.50
1997-05	2496		2.5 L	6	AFB, AKE, AKN, AYM, BAU DOHC	Turbo Diesel	78.30 3.083	1.75 2.00 3.00	205 BF CR DI 214 RVT PC DI 204 CF CR DI 881 2PCO	2D7284	1	STD
2002-10	2461		2.5 L	5	AJS, AXD, AXE, AYH, BAC, BCT, BCU, BCV, BJL, BJM, BLJ, BLK, CBWA, CECA, CECB	Crafter, Multivan Touareg, Stationary Eng. Turbo Diesel	81.00 3.189	2.50 2.50 3.00	255 TBF CC DI 123 RVT PC DI 553 CF CR GI 881 2PCO	2D7834 2D783425 2D783450	5	STD 0.25 0.50

YEAR	CC	CID	LITER	CYL	ENGINE	MODEL	BORE	GRV	RING TYPE	HAST SET	CYL SET	SIZE
												
VOLKSWAGEN												
	2496		2.5 L	5	AAY	Caravelle	82.50 3.248	1.50 1.50 2.00	032 BF PC GI 126 RVT PC GI 934 FV CR 935 FV CR 363 BF CR GI 126 RVT PC GI 934 FV CR 935 FV CR	9547 9547020 9547040 2C9547 2C9547020 2C9547040	5 5	STD 0.50 1.00 STD 0.50 1.00
1991-96	2792		2.8 L	6	AAA,ABA,AES,ATQ,BDF	Caravelle, Eurovan Golf, GTI, Jetta GLX, Passat,Transporter,Vento VR6	81.00 3.189	1.50 1.75 3.00	032 BF PC GI 126 RVT PC GI 054 FV CR 732 FV CR 363 BF CR GI 126 RVT PC GI 054 FV CR 732 FV CR	4921 2C4921 2C4921020 2C4921030 2C4921040	6 6	STD STD 0.50 0.75 1.00
2006-10	2967		3.0 L	6	CASB, CATA DOHC	Touareg Diesel Eng Incl Turbo	83.00 3.268	2.00 2.00 3.00	239 BF CC DI 123 RVT PC DI 204 CF CR DI 881 2PCO	2D7435 2D743525 2D743550	1	STD 0.25 0.50
2007-On	2967		3.0 L	6	CARB, CCMA, CCWA, CCWB CDYA, CDYC	Phaeton, Touareg Turbo Diesel	83.00 3.268	1.75 2.00 3.00	239 BF CC DI 123 RVT PC DI 204 CF CR DI 881 2PCO	2D7534 2D753425 2D753450	6	STD 0.25 0.50
VOLVO												
2010-12	1560		1.6 L	4	D 4162 T	C30, S40 , S60, Diesel Eng	75.00 2.953	2.50 1.95 2.00	271 FKST BF CC DI 406 N PC DI 248 CF CR 881 2PCO	2D7431 2D743125 2D743150	4	STD 0.25 0.50
1991-96 1992-96	1794 1998		1.8 L 2.0 L	4 4	B 18 U B 20 F	440, 460 440, 480	82.70 3.256	1.50 1.75 3.00	032 BF PC GI 401 SCRCP PC GI 054 FV CR 732 FV CR 362 BF 3CR GI 401 SCRCP PC GI 054 FV CR 732 FV CR	4990 4990020 2C4990 2C4990010 2C4990020 2C4990030 2C4990040	4 4	STD 0.50 STD 0.25 0.50 0.75 1.00
1962-68	1780		1.8 L	4	B18A/B, B18D	142, 144, 145, 122S, 544, P1800	3 5/16	5/64 5/64 3/16	032 BF PC GI 401 SCRCP PC GI 860 FV CR 732 FV CR	6726	4	STD
1995-13 2000-04	1783 1948		1.8 L 1.9 L	4 4	B4184S B4204T3 DOHC	S40, V40 S40, V40	83.00 3.268	1.20 1.50 2.50	398 BF CR S 126 RVT PC GI 995 FV CR 732 FV CR	2C4510	1	STD
1980	1986		2.0 L	4	B19A, B20A/F, B20F	343, 345, 142, 144, 145, 242, 244, 245, DL, GL	88.90 3.500	1.75 2.00 4.00	362 BF 3CR GI 401 SCRCP PC GI 860 FV CR 732 FV CR	2C6167 2C6167010 2C6167020 2C6167030	4	STD 0.25 0.50 0.75
1969-74	1986		2.0 L	4	B20A, B20B, B20E, B20F	P1800 142, 144, 145	88.90 3.500	2.00 2.00 4.75	032 BF PC GI 401 SCRCP PC GI 860 FV CR 732 FV CR 327 BF PM GI 401 SCRCP PC GI 860 FV CR 732 FV CR	6810 6810030 2M6810 2M6810030	4 4	STD 0.75 STD 0.75
			2.0 L	5	B5234FT	850	81.00 3.189	1.20 1.75 3.00	398 BF CR S 126 RVT PC GI 054 FV CR 732 FV CR	2C4993 2C4993020 2C4993030	5	STD 0.50 0.75

YEAR	CC	CID	LITER	CYL	ENGINE	MODEL	BORE	GRV	RING TYPE	HAST SET	CYL SET	SIZE
												
VOLVO												
1979-86	2127		2.1 L	4	B 21 A, B 21 E	240, 340	92.00 3.622	1.75 2.00 4.00	032 BF PC GI 401 SCRPP PC GI 056 FV CR 732 FV CR 363 BF CR GI 401 SCRPP PC GI 056 FV CR 732 FV CR	5692 5692010 5692020 5692030 5692040 2C5692 2C5692010 2C5692020 2C5692030 2C5692040	4 4	STD 0.25 0.50 0.75 1.00 STD 0.25 0.50 0.75 1.00
1982-92	2316		2.3 L	4	B230F/FT	244, 245, DL, GL, 740 GL, GLE, 760 GL, GLE	96.00 3.779	1.75 1.75 3.50	032 BF PC GI 126 RVT PC GI 059 FV CR 732 FV CR 363 BF CR GI 126 RVT PC GI 059 FV CR 732 FV CR	4477 4477020 4477030 2C4477 2C4477020 2C4477030	4 4	STD 0.50 0.75 STD 0.50 0.75
1981-84	2316		2.3 L	4	B23E/F	242,244,245,DL,GL	96.00 3.779	1.75 2.00 4.00	032 BF PC GI 126 RVT PC GI 860 FV CR 732 FV CR 363 BF CR GI 126 RVT PC GI 860 FV CR 732 FV CR	5695 5695020 5695030 2C5695 2C5695020 2C5695030	4 4	STD 0.50 0.75 STD 0.50 0.75
2001-17	2401		2.4 L	5	D5244 T, D5224 T10, D5224 T13, D5224 T14, D5224 T16, D5224 T18 D5224 T2, D5224 T21, D5224 T4, D5224 T5, D5224 T7, D5224 T8	C30, C70, S40, S60, S80, V50, V60, V70, XC60, XC70, XC90	81.00 3.189	2.00 1.75 2.00	255 TBF CC DI 275 TF CR DI 203 CF GN SS 881 2PCO	2D7827 2D782720 2D782740	5	STD 0.20 0.40
2001-10	2401		2.4 L	5	D 5244 T	S60, S80, V70, XC80, XC90 Turbo Diesel	81.00 3.189	2.00 1.75 3.00	255 TBF CC DI 123 RVT PC DI 553 CF CR GI 881 2PCO	2D7545	5	STD
1996-99 1998-99	2435 2917		2.4 L 2.9 L	5	B5254 968	850GLE S70 V70 S90 V90	83.00 3.268	1.20 1.75 3.00	398 BF CR S 126 RVT PC GI 997 FV CR 732 FV CR	2C4528 2C4528020	1	STD 0.50
1975-79	2673		2.7 L	6	B27F	262, 264, 265, GL,GLE	88.00 3.464	1.50 2.00 4.00	032 BF PC GI 401 SCRPP PC GI 056 FV CR 732 FV CR 362 BF 3CR GI 401 SCRPP PC GI 056 FV CR 732 FV CR	4488 4488030 2C4488 2C4488030	6 6	STD 0.75 STD 0.75
1981-91	2849		2.8 L	6	B80F, B280F, B28F	262, 264, 265, GL, GLE 740 GL, 760 GLE	91.00 3.582	1.50 2.00 4.00	032 BF PC GI 126 RVT PC GI 860 FV CR 732 FV CR 362 BF 3CR GI 126 RVT PC GI 860 FV CR 732 FV CR	5691 5691020 5691030 2C5691 2C5691020 2C5691030	6 6	STD 0.50 0.75 STD 0.50 0.75
1969-75	2978		3.0 L	6	B30A, B30E, B30F	164E	3 1/2	5/64 5/64 3/16	032 BF PC GI 401 SCRPP PC GI 860 FV CR 732 FV CR	6825 6825030	6	STD 0.75
	2979		3.0 L	6	B30		88.90 3.500	1.75 2.00 4.00	362 BF 3CR GI 401 SCRPP PC GI 860 FV CR 732 FV CR	2C6168 2C6168010 2C6168020 2C6168030	6	STD 0.25 0.50 0.75

YEAR	CC	CID	LITER	CYL	ENGINE	MODEL	BORE	GRV	RING TYPE	HAST SET	CYL SET	SIZE
												
VOLVO												
	4704		4.7 L	6	D47, D47A	Deep Top Grv Diesel Eng	3 3/4	3/32 1/8 1/8 3/16 3/16	363 BF CR GI 126 RVT PC GI 126 RVT PC GI 553 CF CR GI 881 2PCO 501 1PCO PC GI	2D5966	6	STD
				6		D60	3 7/8	3/32 1/8 3/16	362 BF 3CR GI 126 RVT PC GI 860 FV CR 732 FV CR	2C6660	6	STD
				6		FC	3 5/8	1/8 1/8 1/8 3/16	362 BF 3CR GI 126 RVT PC GI 126 RVT PC GI 860 FV CR 732 FV CR	2C4008	6	STD
WAUKESHA												
				4	FC25E		3 1/4	3/32 3/32 3/32 3/16	032 BF PC GI 126 RVT PC GI 126 RVT PC GI 860 FV CR 732 FV CR 362 BF 3CR GI 126 RVT PC GI 126 RVT PC GI 860 FV CR 732 FV CR	4215 4215020 4215040 2C4215	4 4	STD 0.50 1.00 STD
				4	FC, FC129J, FC132, FC161A, FK, FKJ		3 1/4	1/8 1/8 3/16	032 BF PC GI 126 RVT PC GI 860 FV CR 732 FV CR 362 BF 3CR GI 126 RVT PC GI 860 FV CR 732 FV CR	5060 5060020 5060030 5060060 2C5060	4 4	STD 0.50 0.75 1.50 STD
				4	180GLB D155G 180DKB	Gas Eng.	3 5/8	3/32 3/32 3/32 3/16	362 BF 3CR GI 126 RVT PC GI 126 RVT PC GI 860 FV CR 732 FV CR	2C7581	4	STD
				4	4-155 Gas		3 5/8	3/32 3/32 3/16	032 BF PC GI 126 RVT PC GI 501 1PCO PC GI 825 2PCO	6215	2	STD
				4	180GKB		3 5/8	3/32 3/32 3/32 3/16	032 BF PC GI 126 RVT PC GI 126 RVT PC GI 860 FV CR 732 FV CR	7663	4	STD
				6	VRG265		3 3/4	3/32 3/32 3/16	032 BF PC GI 126 RVT PC GI 860 FV CR 732 FV CR 363 BF CR GI 126 RVT PC GI 860 FV CR 732 FV CR	137 137030 2C137	6 6	STD 0.75 STD
				6	6BK, 6BM, 6BKH, 6MS, 6XK, 190GL, 190GLB	4 Ring Piston Diesel Eng.	3 3/4	1/8 1/8 1/8 3/16	362 BF 3CR GI 126 RVT PC GI 126 RVT PC GI 860 FV CR 732 FV CR	2C5028	6	STD
				4	XAK, XAK21F, XAKH		3 3/4	1/8 1/8 1/8 3/16	362 BF 3CR GI 126 RVT PC GI 126 RVT PC GI 860 FV CR 732 FV CR	2C7669	4	STD

YEAR	CC	CID	LITER	CYL	ENGINE	MODEL	BORE	GRV	RING TYPE	HAST SET Set #	CYL SET	SIZE
WAUKESHA												
				6	180GL, 190DL, 190DLB, 190GL, 190KL, 190LB		3 3/4	1/8 1/8 1/8 1/4	362 BF 3CR GI 126 RVT PC GI 126 RVT PC GI 860 FV CR 732 FV CR	2C7747	6	STD
				6	6BZ, 6BZU, 6ML, 6-110 195GL		4.000	1/8 1/8 1/8 3/16	363 BF CR GI 126 RVT PC GI 126 RVT PC GI 860 FV CR 732 FV CR	2C4007	6	STD
				6	6A, 6AB, 6AL, 140GK, 140GKB, 140GKU	4 Ring Piston	4 1/2	1/8 1/8 1/8 3/16	363 BF CR GI 126 RVT PC GI 126 RVT PC GI 860 FV CR 732 FV CR	2C4056	6	STD
				4	VIK, VIKA, VIKH, VIKU		4 1/2	3/16 3/16 3/16 3/16	362 BF 3CR GI 102 T PC GI 401 SCRPP PC GI 860 FV CR 732 FV CR	2C4157	4	STD
WISCONSIN												
				1	AE, AEH, AEHS, AEN, AEND, AENL, AENS, AES		3.000	3/32 3/32 3/32 3/16	102 T PC GI 102 T PC GI 401 SCRPP PC GI 871 FV CR 732 FV CR	5149	1	STD
				4	VD4D VF4 VF4D VF41 VH4 VH4D VH4DM		3 1/4	3/32 3/32 3/32 3/16	032 BF PC GI 126 RVT PC GI 126 RVT PC GI 860 FV CR 732 FV CR 362 BF 3CR GI 126 RVT PC GI 126 RVT PC GI 860 FV CR 732 FV CR	4215 4215020 4215040 2C4215	4 4	STD 0.50 1.00 STD
				2	TJD		3 1/4	5/64 5/64 3/16	032 BF PC GI 126 RVT PC GI 860 FV CR 732 FV CR	4398 4398010	2	STD 0.25
				2	TF, TFD, TH, THD, THDM, TJD		3 1/4	3/32 3/32 3/32 3/16	032 BF PC GI 126 RVT PC GI 126 RVT PC GI 860 FV CR 732 FV CR 362 BF 3CR GI 126 RVT PC GI 126 RVT PC GI 860 FV CR 732 FV CR	5123 5123020 5123040 5123060 2C5123	2 2	STD 0.50 1.00 1.50 STD
	1765		1.8 L	4	W4-1770 Gas LPG & NG		3 1/4	5/64 5/64 3/16	032 BF PC GI 401 SCRPP PC GI 860 FV CR 732 FV CR 362 BF 3CR GI 401 SCRPP PC GI 860 FV CR 732 FV CR	5909 5909010 5909060 2C5909	4 4	STD 0.25 1.50 STD

YEAR	CC	CID	LITER	CYL	ENGINE	MODEL	BORE	GRV	RING TYPE	HAST SET Set #	CYL SET	SIZE
WISCONSIN												
				4	HV4D, TFD, TJD, VF4, VF4D, VH4D		3 1/4	5/64 5/64 5/64 3/16	032 BF PC GI 126 RVT PC GI 126 RVT PC GI 860 FV CR 732 FV CR 362 BF 3CR GI 126 RVT PC GI 126 RVT PC GI 860 FV CR 732 FV CR	6184 6184010 2C6184 2C6184010	2 2	STD 0.25 STD 0.25
				2	VH4D 3 Ring Piston		3 1/4	3/32 3/32 3/16	032 BF PC GI 126 RVT PC GI 860 FV CR 732 FV CR	6261 6261020 6261040	2	STD 0.50 1.00
				1	S10D		3 1/4	3/32 3/32 3/16	032 BF PC GI 126 RVT PC GI 860 FV CR 732 FV CR 362 BF 3CR GI 126 RVT PC GI 860 FV CR 732 FV CR	7785 7785020 7785030 7785040 2C7785	1 1	STD 0.50 0.75 1.00 STD
				1	AF Air Cooled, AFH		3 1/4	1/8 1/8 1/8 3/16	032 BF PC GI 126 RVT PC GI 126 RVT PC GI 860 FV CR 732 FV CR	7868	1	STD
				4	AP4, AP41, V64D, VG4D, VP4, VP49		3 1/2	1/8 1/8 1/8 3/16	362 BF 3CR GI 126 RVT PC GI 126 RVT PC GI 860 FV CR 732 FV CR	2C5117	4	STD
				1	S12D, TRA12D		3 1/2	3/32 3/32 3/16	032 BF PC GI 126 RVT PC GI 501 1PCO PC GI	6427	1	STD
				1	S14D		3 3/4	3/32 3/32 3/16	362 BF 3CR GI 126 RVT PC GI 860 FV CR 732 FV CR	2C5466 2C5466020 2C5466030	1	STD 0.50 0.75
				4	V465D		3.750	3/32 3/32 3/32 3/16	362 BF 3CR GI 032 BF PC GI 126 RVT PC GI 860 FV CR 732 FV CR	2C6664 2C6664030	4	STD 0.75

NUMERICAL INDEX

PART NUMBER	TOP GROOVE	2ND GROOVE	3RD GROOVE	4TH GROOVE	5TH GROOVE	6TH GROOVE	CYL. DIA.	POPULAR APPLICATION
120	1/8	1/8	5/32				3 7/8	Ford
133 2C133	1/8	1/8	3/16				3 1/2	General Motors
135 2C135	3/32	1/8	3/16				3 9/16	General Motors
136 2C136	3/32	3/32	3/16				3 9/16	Ford General Motors
137 2C137	3/32	3/32	3/16				3 3/4	General Motors Waukesha
139 2C139 2M139	5/64	5/64	3/16				4.000	American Motors Checker Chrysler Dodge Trucks Ford General Motors Jeep Massey-Ferguson Packard Palmer Studebaker
142	1/8	1/8	5/32	5/32			3 1/8	Chrysler
143	3/32	1/8	5/32	5/32			3 1/8	Chrysler
144 2C144	3/32	3/32	5/32	5/32			3 1/4	Chrysler Continental Dodge Trucks Massey-Ferguson Oliver
148 2C148 2M148	5/64	5/64	3/16				3.910	Case Chrysler Dodge Trucks
268	1/8	1/8	1/8	1/8	1/8		2 1/2	Bendix
429	3/32	3/32	3/16	3/16			3 7/16	General Motors
437 2M437	5/64	5/64	3/16				4 3/16	Chrysler General Motors
2C438	3/32	3/32	5/32	5/32			3 3/8	Massey-Ferguson
441	1/8	1/8	5/32	5/32			3 1/4	Chrysler Dodge Trucks
443	3/32	1/8	5/32	5/32			3 1/4	Chrysler
445 2C445	3/32	3/32	5/32	5/32			3 7/16	Chrysler Massey-Ferguson
446	3/32	3/32	5/32	5/32			3 1/4	Chrysler
450 2C450 2M450	5/64	5/64	3/16				3 23/32	Chrysler General Motors
458	3/32	3/32	3/16				3 1/2	Packard
2C468	1/8	1/8	1/8	3/16			3 9/16	Allis Chalmers Buda General Motors
473	3/32	3/32	3/16				3 5/16	Studebaker
474	5/64	5/64	3/16				3 3/8	Studebaker
2C523	3/32	3/32	5/32	5/32			3 3/16	Ford
529	3/32	3/32	5/32	5/32			3 3/16	Ford
533 2C533	3/32	3/32	3/16	3/16			3 3/16	Ford
2C534	3/32	3/32	3/16				3 1/2	Ford
2C535	3/32	3/32	3/16				3 3/16	Ford
2C549	3/32	3/32	3/16	3/16			3 3/16	Ford
562 2C562	3/32	3/32	3/16				3 1/2	Ford

NUMERICAL INDEX

PART NUMBER	TOP GROOVE	2ND GROOVE	3RD GROOVE	4TH GROOVE	5TH GROOVE	6TH GROOVE	CYL. DIA.	POPULAR APPLICATION
563	3/32	3/32	3/16				3 5/8	Ford Mazda Oliver
564 2C564	3/32	3/32	3/16				3 5/8	Ford International
568 2C568 2M568	5/64	5/64	3/16				3 3/4	American Motors Chrysler Ford General Motors Jeep
571 2C571 2M571	5/64	3/32	3/16				3.800	Ford
574 2C574 2M574	5/64	3/32	3/16				4.050	Ford
576	5/64	3/32	3/16				4.300	Ford
577 2C577 2M577	5/64	3/32	3/16				4.000	Ford General Motors
578 2C578	3/32	3/32	3/32	3/16			4 1/2	Ford International
2C579	3/32	3/32	3/32	3/16			4 1/8	International
582 2C582 2M582	5/64	5/64	3/16				3 1/2	Ford General Motors
2C583	5/64	3/32	3/16				3 23/32	Ford
586 2C586 2M586	5/64	5/64	3/16				3.680	Ford
2C589	5/64	3/32	1/4				3 7/8	Ford
2C590 2M590	5/64	3/32	1/4				4.050	Ford
591 2C591 2M591	5/64	3/32	3/16				3 7/8	Ford
592 2C592 2M592	5/64	5/64	3/16				4.000	Ford
594 2C594 2M594	5/64	5/64	3/16				4.050	Ford
595 2M595	5/64	5/64	3/16				4.130	Ford
2M596	5/64	3/32	3/16				4.38	Ford
598 2C598 2M598	5/64	5/64	3/16				4.360	Ford
599 2C599	2.00	2.50	4.00				90.80	Ford
611	3/32	3/32	3/16	3/16			3 1/2	General Motors
618	3/32	3/32	3/16				3 7/16	General Motors
619	3/32	3/32	3/16				3 1/4	General Motors
627	5/64	5/64	3/16				3 7/16	Chrysler
630	5/64	5/64	3/16				3 9/16	Chrysler Dodge Trucks Packard Studebaker

NUMERICAL INDEX

PART NUMBER	TOP GROOVE	2ND GROOVE	3RD GROOVE	4TH GROOVE	5TH GROOVE	6TH GROOVE	CYL. DIA.	POPULAR APPLICATION
633 2C633 2M633	5/64	5/64	3/16				3 5/8	Chrysler Dodge Trucks General Motors
636	5/64	5/64	3/16				3 15/16	Chrysler Dodge Trucks Ford General Motors
639 2C639 2M639	5/64	5/64	3/16				4 1/16	General Motors
640	5/64	5/64	3/16				4.063	General Motors
641 2M641	5/64	5/64	3/16				4 3/32	General Motors
643 2M643	5/64	1/16	3/16				4.151	General Motors
644 2C644 2M644	5/64	5/64	3/16				4.120	General Motors
645 2C645 2M645	5/64	5/64	3/16				4 5/16	General Motors
650	5/64	3/32	3/16				4.000	General Motors
651	5/64	3/32	3/16				4 1/8	General Motors
652 2C652 2M652	5/64	5/64	3/16				3 1/2	American Motors Checker Ford General Motors Rover
653 2C653 2M653	5/64	5/64	3/16				3 5/8	General Motors
656 2C656 2M656	5/64	5/64	3/16				3 3/4	American Motors General Motors International Jeep
657	1/16	1/16	3/16				4.130	General Motors
660 2C660 2M660	5/64	5/64	3/16				3 7/8	Checker Chrysler Dodge Trucks General Motors Studebaker
661 2C661 2M661	5/64	5/64	3/16				4 1/8	Chrysler General Motors Packard
662 2C662	5/64	5/64	3/16				3 3/8	General Motors
663 2C663	5/64	5/64	3/16				3 7/16	Chrysler Dodge Trucks General Motors
665 2C665 2M665	5/64	5/64	3/16				3 7/8	American Motors General Motors Jeep
666 2C666 2M666	5/64	5/64	3/16				3 9/16	General Motors Studebaker

NUMERICAL INDEX

PART NUMBER	TOP GROOVE	2ND GROOVE	3RD GROOVE	4TH GROOVE	5TH GROOVE	6TH GROOVE	CYL. DIA.	POPULAR APPLICATION
667 2C667 2M667	5/64	5/64	3/16				3 7/8	American Motors Checker General Motors Jeep Studebaker
668 2C668 2M668	3/32	3/32	3/16				3 7/8	General Motors Massey-Ferguson Oliver
669 2C669 2M669	1/16	1/16	1/8				3 7/16	General Motors
670 2M670	1/16	1/16	3/16				3 7/8	General Motors
671 2C671 2M671	3/32	5/64	5/64	3/16			3 15/16	General Motors
672 2C672 2M672	5/64	5/64	3/16				4.165	American Motors Jeep Palmer
674 2C674	5/64	5/64	5/32				3.391	Chrysler
675 2C675	2.00	2.00	4.00				76.90	Chrysler Dodge Trucks Hyundai Mitsubishi
676 2C676 2M676	5/64	5/64	3/16				4.342	Chrysler Dodge Trucks
677 2C677 2M677	1/16	5/64	5/32				3 3/16	Ford
680 2C680	3/32	3/32	3/16				3 1/8	American Motors
681 2C682	5/64	5/64	3/16				3 11/16 3 25/32	Chrysler Chrysler General Motors
683 2C683 2M683	5/64	5/64	3/16				4 1/4	Chrysler Dodge Trucks General Motors
687 2C687 2M687	5/64	5/64	3/16				3.400	Case Chrysler Dodge Trucks Massey-Ferguson
690	5/64	5/64	3/16				3 1/8	American Motors Ford
692 2C692 2M692	5/64	5/64	3/16				4.320	Chrysler Dodge Trucks
693 2C693 2M693	5/64	5/64	3/16				4.080	American Motors Jeep
694 2C694 2M694	5/64	5/64	3/16				4.040	Chrysler General Motors
695 2M695	5/64	5/64	3/16				4.300	General Motors
696 2C696 2M696	5/64	5/64	3/16				3.800	Ford General Motors Jeep

NUMERICAL INDEX

PART NUMBER	TOP GROOVE	2ND GROOVE	3RD GROOVE	4TH GROOVE	5TH GROOVE	6TH GROOVE	CYL. DIA.	POPULAR APPLICATION
697 2C697 2M697	5/64	5/64	3/16				4.058	General Motors
698 2C698 2M698	5/64	5/64	3/16				3.870	General Motors
2C702	1/8	1/8	1/8	3/16			4.000	Allis Chalmers Hercules Kermath Le Roi Massey-Ferguson
2C710	1/8	1/8	1/8	1/8	3/16		3.000	International
2C712	3/16	3/16	3/16	3/16			3 3/4	Hercules
2C722	1/4	1/4	1/4	1/4			5 1/2	John Deere
2C726	1/8	5/32	5/32	1/4			3 3/8	International
727 2C727	1/8	1/8	1/8	1/4			3.000	Case Continental International Massey-Ferguson
776	1/8	1/8	3/16				3.750	Ford
2C825	3/32	3/32	5/32				3 3/16	Ford
828 2C828	3/32	3/32	3/16				3 1/8	Jeep
834 2C834	5/64	5/64	3/16				3.344	Jeep
2C4007	1/8	1/8	1/8	3/16			4.000	Hercules Kermath Oliver Waukesha
2C4008	1/8	1/8	1/8	3/16			3 5/8	General Motors Hercules International Volvo
2C4047	1.00	1.20	2.00				71.00	Suzuki
4048	3/32	1/8	3/16				3 1/2	Packard
4050	1.49	1.49	4.00				70.62	Rover
2N4055	1.20	1.75	2.00				83.00	Mercedes-Benz
2C4056	1/8	1/8	1/8	3/16			4 1/2	General Motors Waukesha
2N4057	1.00	1.00	2.00				71.00	Citroen Peugeot
2N4059	1.50	1.75	2.50				88.00	Mercedes-Benz
4064 2C4064	1/8	1/8	1/8	3/16	3/16		3 7/8	Buda
2C4068	1.00	1.20	2.00				71.00	Hyundai Kia
2N4069	1.00	1.00	2.00				75.00	Citroen Opel Peugeot Vauxhall
2N4071	1.20	1.50	2.00				79.00	Ford

NUMERICAL INDEX

PART NUMBER	TOP GROOVE	2ND GROOVE	3RD GROOVE	4TH GROOVE	5TH GROOVE	6TH GROOVE	CYL. DIA.	POPULAR APPLICATION
4072 2C4072	1/8	1/8	1/8	3/16			3 1/4	Hercules Massey-Ferguson
2N4077	1.20	1.50	2.00				93.00	Porsche
2N4078	1.20	1.50	2.00				97.00	Mercedes-Benz
2N4079	1.00	1.20	2.00				72.00	Smart
2M4085	1.60	1.50	2.50				89.60	Ford
2C4087	1.20	1.20	2.50				76.00	Nissan
2C4089	1.20	1.20	2.00				71.50	Mazda Mitsubishi Nissan
2N4096	1.20	1.20	2.00				73.00	Nissan
2N4097	1.20	1.50	2.00				81.00	Audi
2N4104	1.00	1.20	2.00				72.00	Alfa Romeo Fiat
2C4106 2M4106	1.20	1.50	2.50				85.00	Citroen Peugeot
2C4107	1.20	1.00	2.00				72.50	Toyota
2C4108 2N4108	1.20	1.50	2.00				82.00	Bmw
2C4113	1.00	1.00	1.50				80.50	General Motors Lexus Toyota
2C4114	1.00	1.20	1.50				94.00	General Motors
2C4115	1.20	1.20	2.00				77.90	General Motors
2C4118	1.20	1.20	2.50				78.00	Kia
2C4122	1.20	1.00	2.00				87.00	Acura Honda
4123 2C4123	3/32	3/32	1/4				3 3/16	International
2N4126	1.20	1.20	2.00				71.00	Audi Seat Skoda Volkswagen
2C4128	1.50	1.50	2.50				72.00	Peugeot
2N4129	1.20	1.50	2.50				82.00	Mercedes-Benz
2C4132	1.00	1.00	2.00				90.00	Toyota
	1.50	3.00					3.098	Toyota
2N4138	1.20	1.75	3.00				80.00	Mercedes-Benz
2N4141	1.20	1.20	2.00				72.50	Opel Vauxhall
2D4143	2.00	2.00	2.00				85.00	Citroen Fiat Peugeot
2N4144	1.20	1.50	2.00				82.50	Audi Seat Skoda Volkswagen
2C4146	1.50	1.50	3.00				75.50	Skoda
2C4147	1.20	1.50	2.00				92.50	Jaguar Rover
2C4148	1.50	1.50	3.00				65.00	Fiat
2N4149	1.00	1.00	2.00				72.00	Smart
2C4157	3/16	3/16	3/16	3/16			4 1/2	Hercules Oliver Waukesha
2C4158	1.50	1.50	2.80				73.60	Nissan
2C4162	1.20	1.20	2.00				73.40	Opel
2C4170	1.20	1.50	2.50				78.00	Suzuki
4171	2.00	2.00	4.50				90.00	General Motors

NUMERICAL INDEX

PART NUMBER	TOP GROOVE	2ND GROOVE	3RD GROOVE	4TH GROOVE	5TH GROOVE	6TH GROOVE	CYL. DIA.	POPULAR APPLICATION
2C4174	1.20	1.50	2.50				87.50	General Motors
2C4175	1.50	1.50	2.00				76.50	General Motors
4177	1.50	2.00	4.00				94.00	Volkswagen
4178	1.50	2.00	4.00				92.00	Volkswagen
2C4179	1.20	1.50	2.00				86.00	General Motors
2C4181	1.20	1.50	2.00				77.00	Bmw
4182	1/8	1/8	1/8	1/4			3.000	Continental
2M4183	1.20	1.50	2.50				95.50	Ford
2C4184	1.20	1.20	2.50				74.00	Suzuki
2C4186	1.20	1.20	2.50				78.00	Suzuki
2N4187	1.50	1.75	3.00				83.20	Mercedes-Benz
2N4189	1.20	1.50	2.50				84.00	General Motors Opel
2C4192	1.50	1.75	3.00				85.30	Mercedes-Benz
2M4197	1.50	1.50	2.50				90.00	Saab
2C4199	1.20	1.20	2.00				79.00	General Motors
4203	2.00	2.00	4.75				96.00	Ford
2C4203								
2M4203								
4205	2.00	2.50	4.00				93.00	Ford
2C4205								
2M4206	1.50	1.50	4.00				87.50	Chrysler
2M4207	1.50	1.50	4.00				87.00	Isuzu Toyota
2C4208	1.20	1.50	2.80				74.00	General Motors
2N4208								
2D4210	2.00	2.00	4.00				86.00	Ford Mazda
2C4214	1.75	2.00	4.00				89.00	Bmw
4215	3/32	3/32	3/32	3/16			3 1/4	International Massey-Ferguson Waukesha Wisconsin
2C4215								
4216	1.50	1.50	4.00				92.00	Mazda Toyota
2C4216								
2M4216								
4217	1.50	1.50	4.00				84.00	Isuzu Toyota
2M4217								
4218	1.50	1.50	4.00				82.00	General Motors
2M4218								
4219	1.50	1.50	4.00				86.00	Nissan Toyota
2C4219								
2M4219								
2C4220	1.00	1.20	2.00				68.00	Suzuki
4221	1.50	1.50	2.80				83.00	Nissan
2C4221								
4222	1.50	1.50	4.00				87.50	Chrysler Dodge Trucks
2C4222								
2M4222								
2D4223	2.00	2.00	4.00				83.00	Toyota
2D4225	2.00	2.00	4.00				92.00	Toyota
2C4228	1.75	2.00	4.00				89.00	Bmw
4229	2.00	2.50	4.00	4.00			90.00	Toyota
2C4229								

NUMERICAL INDEX

PART NUMBER	TOP GROOVE	2ND GROOVE	3RD GROOVE	4TH GROOVE	5TH GROOVE	6TH GROOVE	CYL. DIA.	POPULAR APPLICATION
2C4231	3/32	1/8	3/16	3/16			4.000	Hercules International
4233	3/32	3/32	5/32	5/32			3 5/16	Checker Continental Jeep
4234	1.50	1.50	2.80				65.50	Suzuki
2C4234								
2C4237	1.20	1.50	4.00				78.00	Mazda
4239	1/8	1/8	1/8	3/16	3/16		3 13/16	Buda
2C4239								
4241	1.50	1.50	2.80				77.00	General Motors Isuzu
2M4241								
4244	1/16	1/16	3/16				2.745	Harley-Davidson
4246	2.00	2.00	4.00				95.00	Opel
2C4246								
4247	2.00	2.00	4.00				84.00	Chrysler Dodge Trucks General Motors Isuzu Mitsubishi Toyota
2C4247								
4248	1.75	2.00	4.00				75.00	Opel
2C4248								
4250	1.50	1.75	4.00				84.00	Alfa Romeo
2C4250								
4253	1.75	2.00	4.00				80.60	Chrysler Peugeot
2C4253								
4256	1.50	1.50	4.75				89.00	General Motors
2M4256								
4257	1.75	2.00	4.00				88.00	Citroen Jeep Renault
2M4257								
2C4258	1.20	1.50	2.80				74.00	General Motors Suzuki
4261	1.50	1.50	3.00				81.94	Ford
2M4261								
4262	1.50	1.50	4.00				96.80	Ford
2M4262								
4265	1.50	1.50	4.00				78.00	Ford Kia Mazda Nissan
2C4265								
2M4265								
4266	2.00	2.00	4.00				76.00	Nissan Renault Subaru Toyota
2C4266								
2M4267	3.00	2.00	4.50				100.00	Nissan
2C4273	1.50	1.50	3.00				70.30	Volkswagen
4276	2.00	3.00	4.00				90.00	Ford
4277	2.00	2.00	4.00				68.00	Mazda
4279	1.50	2.00	4.00				88.00	Peugeot
2C4279								
4280	1.50	1.75	4.50				84.00	Alfa Romeo
2C4280								
4282	2.00	2.50	4.00				76.50	Audi Volkswagen
2C4282								

NUMERICAL INDEX

PART NUMBER	TOP GROOVE	2ND GROOVE	3RD GROOVE	4TH GROOVE	5TH GROOVE	6TH GROOVE		CYL. DIA.	POPULAR APPLICATION
4283 2C4283	1/8	1/8	1/8	1/4	3/16			4 1/2	Buda
4284 2M4284	1.50	1.50	3.00					92.00	General Motors
4286 2C4286	1.60	2.00	4.00					90.80	Ford
4288 2C4288	3/32	1/8	1/8	3/16	3/16			3 7/16	Buda
4289 2C4289	1.60	1.60	4.75					88.90	Rover Triumph
2C4290	1.50	1.75	4.00					88.00	Alfa Romeo
2C4291	1.50	1.75	3.50					80.00	Alfa Romeo
4293 2C4293	2.00	2.00	4.00					80.50	Toyota
4294 2C4294 2M4294	2.00	2.00	4.00					82.00	General Motors Isuzu Subaru
4298 2C4298	2.00	2.00	5.00					87.00	Volkswagen
2C4299	1.50	1.50	5.00					87.00	Volkswagen
4301 2M4301	1.50	1.50	4.00					82.00	Ford Isuzu
2C4303	1.75	2.50	4.00					86.00	Mercedes-Benz
4304 2C4304	2.00	2.50	5.00					79.50	Audi Volkswagen
2C4305	1/8	3/32	3/16					4 1/2	International
2C4313	1.50	1.50	2.50					79.50	Renault
4320 2C4320	2.00	2.50	4.00					87.00	Mercedes-Benz
2C4329	1.50	1.75	3.00					80.00	Bmw
4330 2C4330	1.75	2.00	4.00					76.00	American Motors Peugeot Renault
4340 2C4340	1.50	2.00	4.00					84.00	Bmw
4341 2C4341 2M4341	1.50	1.75	3.00					81.00	Audi Volkswagen
4342 2C4342	2.00	2.00	4.00					71.00	Chrysler Mitsubishi
4346 2M4346	1.50	1.50	4.00					101.60	Ford Jeep Palmer
4347 2C4347	1.50	1.50	4.00					73.00	Hyundai Mazda Mitsubishi Nissan
4353 2C4353	1.50	1.50	4.00					76.90	Chrysler Mitsubishi
2C4354	1.00	1.00	2.00					77.58	General Motors
4355 2C4356	1.50	1.50	3.00					70.62	M.G. Rover
2C4357	1.20	1.20	2.00					79.00	Ford General Motors
2C4358	1.00	1.20	2.00					81.00	Hyundai Kia
2C4358	1.20	1.00	2.00					92.00	Suzuki
4359	1/16	1/16	1/16					2 3/4	Harley-Davidson

NUMERICAL INDEX

PART NUMBER	TOP GROOVE	2ND GROOVE	3RD GROOVE	4TH GROOVE	5TH GROOVE	6TH GROOVE	CYL. DIA.	POPULAR APPLICATION
4360 2C4360	2.00	2.50	4.00				75.00	Audi
4362 2C4362	1.50	1.50	2.80				71.00	Nissan
2C4363	1.00	1.20	2.80				74.00	Honda
2C4364	1.20	2.80					74.00	Suzuki
2C4365	1.50	1.50	4.00				88.00	Isuzu
4366 2C4366 2M4366	1/16	5/64	3/16				4.000	American Motors General Motors
4367 2C4367	1.50	1.50	4.00				80.60	Chrysler Jeep Mitsubishi
4369 2C4369	1.75	2.00	3.50				65.00	Renault
4373 2C4373	2.00	2.00	4.00				70.00	Peugeot
2D4379	2.38	2.38	4.75				95.00	Mazda
4381 2C4381	2.00	2.00	4.00				78.00	Mazda
2C4389	5/64	5/64	3/16				4.000	Hercules
2D4390	2.50	2.00	5.00				86.00	Isuzu
4393 2C4393	1.50	1.50	4.00				82.00	General Motors
4394 2C4394	2.00	2.00	4.00				86.00	Nissan
4396 2C4396 2M4396	1.50	1.50	4.00				74.00	Chrysler Honda Mitsubishi
4398	5/64	5/64	3/16				3 1/4	Onan Wisconsin
2C4400	3/32	1/8	1/8	3/16			3 23/32	General Motors
4408 2M4408	1.50	2.00	4.75				89.00	General Motors
4409 2C4409	1.50	1.50	4.00				93.47	Ford
4410 2C4410	2.00	2.00	4.00				73.00	Nissan
2C4412	1.50	2.00	4.00				78.00	Ford
4413 2C4413	2.00	2.00	5.00				79.00	Opel
4415 2C4415	2.00	2.00	5.00				85.00	Opel
4416 2C4416	2.00	2.00	5.00				87.00	Opel
4417 2C4417	5/64	5/64	3/16				3 3/16	Vauxhall
2C4422	2.00	2.00	4.00				68.00	Skoda
2D4423	2.00	2.00	2.00	5.00			88.00	Opel
2C4424	2.00	2.00	4.00				72.00	Skoda
2C4434	1.20	1.00	2.00				84.00	Suzuki
4435 2C4435	1.50	1.50	2.80				74.00	Honda
2C4437	1.20	1.50	2.00				88.00	Rover
2C4439	1.20	1.20	2.00				78.00	Nissan
2C4441	1/16	5/64	5/32				3.543	Jaguar
2C4443	1.75	1.75	4.00				90.30	Triumph
2C4446	1.20	1.50	4.00				83.00	Subaru
2M4447	1.50	1.50	3.00				88.00	General Motors

NUMERICAL INDEX

PART NUMBER	TOP GROOVE	2ND GROOVE	3RD GROOVE	4TH GROOVE	5TH GROOVE	6TH GROOVE	CYL. DIA.	POPULAR APPLICATION
2C4448	1.75	2.00	4.00				79.00	Renault
2C4449	1.50	1.50	2.80				62.00	Suzuki
4450 2C4450 2M4450	1.60	1.75	3.50				93.00	Ford
2C4451	1.20	1.50	3.00				71.00	Ford Mazda
4452 2C4452 2M4452	2.00	1.50	4.00				89.00	Nissan
4453 2M4453	1.50	1.50	4.00				91.10	Chrysler Dodge Trucks Hyundai Mitsubishi
4454 2C4454 2M4454	5/64	5/64	3/16				4.351	General Motors
2M4455	1.75	2.00	4.00				88.00	American Motors
4456 2M4456	1.50	1.50	4.00				89.00	General Motors Isuzu
4457	3/32	3/32	3/16				2 5/8	Bendix
4458 2M4458	1.50	1.50	3.00				96.50	General Motors
4459 2C4459	1.50	1.50	2.80				76.00	Daihatsu
4460 2C4460	1.50	2.00	4.00				76.00	Lada
4461 2C4461	1.50	2.00	4.00				82.00	Lada
4465	3/32	3/32	3/16	3/32	3/16		2 5/8	Bendix
4466 2C4466	2.00	2.50	5.00				86.50	American Motors Audi Porsche
4467	1.50	1.75	3.00				74.50	Renault
4468 2M4468	1.50	1.50	3.00				92.00	General Motors
4469	3/32	3/32	3/16	3/16			2 5/8	Bendix
2C4471	1.60	2.00	4.00				74.00	Ford
4473 2C4473	2.00	2.00	4.00				76.60	Toyota
2C4475	2.00	2.00	2.80				82.00	Honda
4476 2C4476	1.50	2.00	4.00				80.50	Nissan
4477 2C4477	1.75	1.75	3.50				96.00	Volvo
4478 2M4478	1.50	1.50	3.00				94.00	General Motors
4479 2C4479	1.50	2.00	4.00				76.00	Fiat
4480 2C4480	1.50	1.50	4.00				91.00	Toyota
4481 2C4481	2.00	2.00	3.50				70.00	Fiat

NUMERICAL INDEX

PART NUMBER	TOP GROOVE	2ND GROOVE	3RD GROOVE	4TH GROOVE	5TH GROOVE	6TH GROOVE	CYL. DIA.	POPULAR APPLICATION
4482 2C4482	2.00	2.50	4.00				79.00	Ford
2C4484	1.75	2.50	4.00				69.50	Audi Volkswagen
4486 2C4486	1.50	2.00	4.00				72.00	Peugeot
4488 2C4488	1.50	2.00	4.00				88.00	Peugeot Volvo Renault
4490 2C4490 2M4490	1.75	2.00	4.00				79.50	Audi Chrysler Volkswagen
4492 2C4492	2.00	2.00	4.00				76.50	Mitsubishi
4493 2C4493	1.50	2.00	4.00				76.00	Fiat Lada
2D4498	1.75	2.00	3.00				76.50	Audi Volkswagen
2C4499 2M4499	1.50	1.50	4.00				82.70	Honda
2C4501	1.20	1.50	2.00				80.00	Bmw
2C4504	1.20	1.20	2.00				77.00	Hyundai Kia
2C4510	1.20	1.50	2.50				83.00	Volvo
2C4511	1.20	1.20	2.00				94.00	Lexus Toyota
2C4512	3.00	3.00	3.00	5.50			97.00	Mercedes-Benz
2D4513	3.00	2.50	3.00				90.50	Rover
4515 2M4515	1.50	1.50	3.00				96.00	Ford
2C4516	1.20	1.20	2.00				89.00	Nissan
4517 2C4517	1.50	1.50	3.00				71.08	General Motors
2C4519	1.50	2.00	3.00				86.40	Fiat
2M4520	1.50	1.50	2.50				102.00	Ford
2C4521	1.20	1.20	2.50				84.00	Suzuki
2C4522	1.20	1.20	2.50				68.50	Daewoo
4523 2C4523	1.50	1.50	3.00				86.40	Fiat
2C4526	1.20	1.20	2.00				76.50	Hyundai Kia
2C4528	1.20	1.75	3.00				83.00	Volvo
4532 2M4532	2.00	1.50	4.00				99.50	Nissan
2D4541	1.50	1.70	3.00				81.00	Audi Volkswagen
2C4542	1.50	1.50	2.50	4.00			87.00	Mercedes-Benz
4544 2C4544	1.75	2.50	4.00				81.75	Mercedes-Benz
2C4548	1.20	1.50	2.00				82.00	Ford
2C4549	1.20	1.50	2.50				69.00	Renault
2C4550	1.20	1.20	2.00				96.00	Chrysler Dodge Trucks Hyundai Jeep Kia
2C4551	1.20	1.50	3.00				81.60	General Motors
4555 2C4555	1.50	1.50	3.00				84.00	Fiat

NUMERICAL INDEX

PART NUMBER	TOP GROOVE	2ND GROOVE	3RD GROOVE	4TH GROOVE	5TH GROOVE	6TH GROOVE	CYL. DIA.	POPULAR APPLICATION
4557 2C4557	1.50	1.50	2.00				84.00	Bmw
2C4558	1.20	1.20	2.00				85.00	Mitsubishi
2C4559	1.50	1.50	2.00				80.00	Bmw
2C4561	1.20	1.20	3.00				91.00	Lexus
2C4562	1.20	1.50	2.00				82.50	Volkswagen
2C4563	1.20	1.75	3.00				82.50	Audi
2C4564	1.20	1.50	2.00				88.00	General Motors
2C4565	1.20	1.50	2.50				76.00	Ford
2C4566	1.20	1.20	3.00				94.00	Lexus Toyota
2C4567	1.20	1.50	2.80				88.00	Suzuki
2C4569	1.20	1.50	2.50				77.90	General Motors
2C4571	1.20	1.20	2.00				93.40	Isuzu
2C4573 2N4573	1.20	1.50	2.00				84.00	Bmw
2C4576	1.20	1.20	2.00				75.50	Hyundai
2C4580	1.20	1.20	2.50				67.00	Hyundai
2D4583	2.00	1.50	3.00				96.00	Toyota
2M4584	1.50	1.75	2.00				81.00	Audi
2C4586	1.20	1.20	2.00				94.00	Lexus Toyota
2C4590	1.00	1.20	2.00				81.00	Audi Volkswagen
2C4596	1.20	1.50	2.00				79.00	Opel
2C4597	1.20	1.20	2.00				69.70	General Motors
2C4598	1.00	1.00	1.50				71.00	Toyota
2M4599	1.20	1.20	2.50				92.20	Ford
4600 2C4600	1.75	2.00	3.00				81.00	American Motors Renault
4601 2M4601	1.50	1.50	3.00				86.00	General Motors Infiniti Isuzu Nissan Opel
2C4602	1.20	1.50	3.00				79.00	General Motors
4603 2C4603	1.50	1.50	4.00				89.30	Isuzu
4609	1/16	1/16	3/16				3 7/16	Harley-Davidson
4612 2C4612	1.50	1.50	4.00				94.00	Toyota
2C4613	1.20	1.50	3.00				85.00	Chrysler Jeep Mitsubishi
4614 2C4614	1.50	1.75	4.00				83.00	Seat
4617 2C4617	1.50	2.00	3.50				80.00	Bmw
4618 2C4618	1.50	1.50	4.00				71.00	Mitsubishi
2C4619	1.50	1.50	2.50				78.00	Mitsubishi
2D4620	2.00	2.00	4.00				90.50	Rover
2C4621	1.20	1.50	2.50				79.00	General Motors Opel
2C4623	1.00	1.20	2.00				80.00	Rover
4625 2C4625	2.00	2.00	4.75				92.00	Jaguar
4626 2M4626	2.00	1.50	4.00				101.60	General Motors

NUMERICAL INDEX

PART NUMBER	TOP GROOVE	2ND GROOVE	3RD GROOVE	4TH GROOVE	5TH GROOVE	6TH GROOVE	CYL. DIA.	POPULAR APPLICATION
4627 2M4627	1.60	1.75	3.50				100.40	Ford Mazda
4628 2M4628	1.50	1.50	3.00				90.20	Ford
4630 2C4631 2N4631	2.00 1.20	2.00 1.50	4.50 4.00				82.00 75.00	Mazda Honda
4632 2C4632	1.50	1.50	4.00				75.00	Toyota
4633 2C4633 2N4633	1.50	1.50	3.00				73.00	Toyota
4634 2C4634	1.75	2.00	3.50				94.00	Volkswagen
4635 2C4635	1.50	1.50	3.00				84.78	General Motors
4636 2M4636	1.50	1.50	3.00				93.00	Chrysler Dodge Trucks Jeep
4637 2M4637 2C4638 4638	1.50 1.50	1.50 1.50	4.00 4.00				92.60 86.50	Honda Isuzu Dodge Trucks Hyundai Jeep Mitsubishi Chrysler
2C4639 2N4639	1.20	1.50	2.00				82.50	Audi Volkswagen
2C4640	1.20	1.50	2.80				75.00	Acura General Motors Honda Suzuki
2C4644	1.20	1.20	4.00				84.00	Acura
2C4645	1.20	1.20	4.00				87.00	Acura Honda
2C4646	1.20	1.20	2.80				77.00	General Motors Isuzu
2C4647	1.20	1.20	3.00				80.00	General Motors Isuzu
4648 2M4648 2N4648	1.50	1.50	3.00				96.00	Chrysler Dodge Trucks Jeep
4649 2M4649	1.50	1.50	4.00				92.00	General Motors
2C4650	1.20	1.50	2.80				89.00	Ford
4651 2C4651 2N4651	1.50	1.50	3.00				83.00	Ford Kia Mazda Peugeot
4652 2C4652	1.75	2.00	3.50				70.00	Renault
2C4653	1.20	1.50	4.00				86.00	Toyota

NUMERICAL INDEX

PART NUMBER	TOP GROOVE	2ND GROOVE	3RD GROOVE	4TH GROOVE	5TH GROOVE	6TH GROOVE	CYL. DIA.	POPULAR APPLICATION
2C4654	1.20	1.20	2.80				85.00	Honda Isuzu
2C4658	1.20	1.50	2.80				81.00	Honda
4659	1.50	1.50	2.80				76.00	Nissan
2C4659								
4660	1.50	1.50	2.80				89.00	Nissan
2C4660								
2C4661	2.00	1.50	4.00				85.00	Nissan
4662	1.50	1.50	2.80				78.00	Nissan
2C4662								
4664	1.50	1.75	4.00				85.50	Volkswagen
2C4664								
4665	1.50	1.50	4.00				81.00	Mazda
2C4665								
2C4666	1.00	1.20	2.80				81.00	Acura Honda
2C4667	1.20	1.20	2.80				90.00	Acura
2C4668	1.20	1.50	3.00				75.50	Chrysler Hyundai Jeep Mitsubishi
2C4669	1.20	1.50	3.00				82.30	Chrysler Hyundai Jeep Mitsubishi
2C4670	1.20	1.50	3.00				91.10	Chrysler Dodge Trucks Mitsubishi
2C4672	1.75	1.75	3.50				93.00	Chrysler Jeep
4673	1.50	1.50	4.00				69.50	Mitsubishi
2C4673								
2M4676	1.50	1.50	3.00				87.50	Lexus Toyota
2M4678	1.50	1.50	3.00				87.50	Lexus Toyota
2C4679	1.50	1.50	4.00				90.00	Mazda
2M4679								
4681	1.50	1.50	2.80				84.50	Nissan
2C4681								
2C4682	2.00	2.00	4.00				78.00	Nissan
4683	1.50	1.50	3.00				81.00	Audi General Motors Toyota Volkswagen
2M4683								
2N4683								
2C4684	1.20	1.50	2.80				81.00	General Motors Toyota
4686	1.50	1.50	3.00				87.00	Toyota
2M4686								
4687	1.75	1.50	4.00				95.00	Toyota
2C4687								
2C4688	2.00	2.00	4.00				94.00	Toyota
4689	1.50	1.50	4.00				87.50	Lexus Toyota
2M4689								
2C4690	1.00	1.20	2.80				75.00	Honda

NUMERICAL INDEX

PART NUMBER	TOP GROOVE	2ND GROOVE	3RD GROOVE	4TH GROOVE	5TH GROOVE	6TH GROOVE	CYL. DIA.	POPULAR APPLICATION
4691 2C4691 2M4691	1.50	1.50	3.00				80.00	Ford
2C4692	1.20	1.50	2.80				78.00	Subaru
4693 2C4693	1.50	1.75	3.00				75.00	Audi
4694 2C4694	1.50	1.50	4.00				71.80	Mitsubishi
4696 2C4696	1.50	1.50	2.80				68.00	Nissan
2M4699	1.50	1.50	4.00				113.47	Mercuriser
2C4701	1.20	1.50	2.50				89.00	General Motors
2C4703	1.20	1.50	2.50				86.00	Isuzu
4705 2C4705	2.00	2.00	4.75				89.00	General Motors
2C4707	1.20	1.50	3.00				97.00	Subaru
4709 2D4709	2.00	2.00	3.00				80.00	Opel Renault
2C4710	2.00	2.00	4.00				96.00	Toyota
4711 2C4711 2M4711	5/64	5/64	3/16				3.680	Ford
2C4713	1.50	1.50	4.00				86.00	Lexus Opel Toyota
4714 2C4714	1.50	1.75	4.00				75.00	Seat
2M4717	1.50	1.50	4.00				96.80	Ford
4718 2C4718 2M4718	5/64	5/64	3/16				4 1/4	General Motors
4719 2C4719 2M4719	3/32	5/64	5/64	3/16			3 15/16	General Motors
4720 2M4720	2.00	1.50	4.00				101.60	General Motors
4721 2M4721	2.00	2.00	4.75				101.60	General Motors
4722 2C4722	1.50	1.50	4.00				91.86	Ford
2M4724	3.00	2.00	4.00				90.90	Mercedes-Benz
4726 2M4726	1.50	1.50	4.00				101.60	Dodge Trucks Ford
2M4727	2.00	1.50	4.00				113.47	General Motors Mercuriser
2C4728	1/8	3/32	3/32	3/16			4.400	Ford
4731	1/16	1/16	5/32				2.780	Austin Rover
4732	1/16	1/16	1/16	5/32			2.542	Austin Rover
2C4733 2N4733	1.20	1.50	3.00				81.00	General Motors Toyota
2M4734	1.50	1.50	3.00				87.50	Chrysler
4735 2C4735 2M4735	2.00	2.00	4.00				99.31	Chrysler Dodge Trucks Jeep
4736 2C4736 2M4736	1.50	2.00	3.50				92.00	Bmw
4737 2C4737	1.50	1.50	3.00				78.00	Kia Mazda

NUMERICAL INDEX

PART NUMBER	TOP GROOVE	2ND GROOVE	3RD GROOVE	4TH GROOVE	5TH GROOVE	6TH GROOVE	CYL. DIA.	POPULAR APPLICATION
2C4738	1.20	2.80					74.00	General Motors Suzuki
2C4739	1.20	1.20	2.80				83.00	Honda
4740 2C4740 2M4740	2.00	2.00	4.00				110.70	Ford
2M4741	3.00	2.00	3.50				104.40	Ford
4742 2M4742	2.00	2.00	4.75				94.89	General Motors
2D4744	3.00	2.00	4.00				103.00	General Motors
4745 2M4745	1.50	1.50	3.00				82.00	General Motors
4746 2M4746	1.50	1.50	3.50				93.00	Alfa Romeo
2C4749	1.20	1.50	3.00				83.00	Ford Mazda
4750 2C4750	1.50	1.50	3.00				84.50	Ford Mazda
2C4751	2.00	1.50	3.00				76.00	Isuzu
2C4753	2.00	2.00	3.00				68.00	Briggs & Stratton
4754 2C4754 2M4754	1.50	1.50	2.80				86.00	Nissan
2M4755	1.50	1.50	2.50				90.20	Ford
4756	1.50	1.50	3.00				87.00	Kohler
4758 2D4758	2.00	1.50	3.00				79.00	Isuzu
2C4759	1.20	1.20	3.00				87.50	Chrysler Mitsubishi
4760 2C4760 2M4760	2.00	2.00	4.00				99.31	Dodge Trucks
4761 2M4761	1.50	1.50	3.00				87.00	General Motors
2C4762	1.50	1.75	3.00				84.00	Bmw
2C4763	1.50	1.75	3.00				84.00	Bmw
2M4764	1.20	1.50	3.00				96.50	General Motors
2M4765	1.50	1.50	3.00				77.00	Kohler
4766 2C4766	1.75	2.00	3.00				82.00	Renault
2C4767	1.20	1.20	2.80				87.00	Honda
2C4768	1.20	1.50	3.00				85.00	Hyundai Jeep Mitsubishi
2C4769	1.20	1.20	2.80				81.00	Jeep Mitsubishi
2C4770	1.20	1.50	3.00				81.50	Hyundai
2C4771	1.20	1.50	3.00				83.00	Mazda
4772 2C4772	1.50	1.50	3.00				75.00	Mazda
2C4773	1.20	1.50	3.00				81.00	Toyota
2C4774	1.20	1.20	3.00				74.00	Toyota
2C4776 4776	1.75	2.00	4.00				100.00	Toyota Lexus

NUMERICAL INDEX

PART NUMBER	TOP GROOVE	2ND GROOVE	3RD GROOVE	4TH GROOVE	5TH GROOVE	6TH GROOVE	CYL. DIA.	POPULAR APPLICATION
4777 2C4777	1.50	1.50	3.00				96.90	Subaru
2C4778	1.20	1.50	2.80				78.00	Subaru
2C4779	1.20	1.20	2.80				85.00	Acura
2C4780	1.20	1.50	2.80				86.50	Chrysler Dodge Trucks Hyundai Kia Mitsubishi
2C4781 2M4781	1.20	1.20	2.50				93.00	Acura General Motors Nissan
4782 2C4782	1.50	1.50	3.00				75.50	Hyundai
2C4783	1.20	1.50	3.00				86.50	Chrysler Dodge Trucks Mitsubishi
2M4785	1.50	1.50	4.00				101.60	Dodge Trucks
2M4787	1.60	2.00	4.00				81.28	Ford
4788 2C4788	1.50	2.00	4.00				84.00	Toyota
2M4789	1.50	1.50	3.50				97.00	Porsche
4790 2M4790	1.50	1.50	3.00				93.00	Chrysler Dodge Trucks General Motors Jeep
2M4791	1.50	1.50	4.00				93.40	Honda Isuzu
2C4794	1.20	1.50	3.00				82.40	Ford
4798	1/16	1/16	5/32				2 9/16	Briggs & Stratton
4800 2C4800	1.50	1.75	3.00				86.40	Fiat
4801 2C4801	1.50	1.50	3.00				82.00	General Motors
4802 2M4802	1.50	1.75	4.00				82.00	General Motors
4803 2C4803	1.50	1.50	3.00				77.00	Volkswagen
4804 2C4804	1.50	2.00	4.00				86.40	Fiat
2M4805	1.50	1.50	2.50				95.25	Harley-Davidson
2C4807	1.50	1.50	2.80				62.00	Suzuki
2C4808	1.20	1.50	2.00				67.10	Volkswagen
4812 2C4812	1.50	1.50	3.00				77.60	Opel
2C4813	1.20	1.20	2.50				72.00	Briggs & Stratton
4814 2M4814	1.50	1.50	3.00				90.20	Ford
4815 2M4815	1.50	1.50	4.00				98.43	Jeep
2M4816	1.50	1.50	3.00				101.60	Chrysler
2C4817	1.20	1.50	3.00				87.90	Subaru
2C4818	1.75	2.00	3.50				96.50	Mercedes-Benz
4819 2C4819	1.50	1.50	3.00				76.50	Daewoo
2M4820	1.75	2.00	3.50				89.00	Mercedes-Benz
2C4821	2.00	2.00	3.00				82.49	Opel
2C4826	2.00	2.00	4.00				82.00	General Motors
2C4828	2.00	2.50	5.00				79.50	Volkswagen

NUMERICAL INDEX

PART NUMBER	TOP GROOVE	2ND GROOVE	3RD GROOVE	4TH GROOVE	5TH GROOVE	6TH GROOVE	CYL. DIA.	POPULAR APPLICATION
2C4830	1.50	2.00	4.00				76.00	Fiat
4831	1.50	2.00	4.00				76.00	Fiat
2C4831								
4832	1.75	2.00	3.00				76.50	Volkswagen
2C4832								
4833	1.75	2.00	4.00				79.50	Volkswagen
2C4833								
2C4834	1.50	1.50	3.00				84.78	General Motors
2C4835	1.20	1.20	2.00				86.00	Chrysler Jeep Mitsubishi
2C4840	3/32	3/32	3/16				3 7/8	General Motors
4841	2.00	2.00	5.00				85.50	Volkswagen
2C4841								
4843	1.75	2.00	4.00				77.00	Ford
2C4843								
2C4844	1.75	2.00	4.00				75.30	Ford
2D4845	3.00	2.00	3.00				103.00	General Motors
4848	1.50	1.75	4.00				84.78	General Motors
2M4848								
2C4850	1.20	1.20	2.00				81.00	Acura Honda
4851	2.00	2.00	4.00				77.00	Volkswagen
4856	1.50	1.75	3.00				68.68	Ford
2C4856								
4858	1.50	1.75	3.00				73.94	Ford
2C4858								
4859	1.50	1.75	3.00				75.80	Renault
2C4859								
4860	1.50	1.50	3.00				101.60	General Motors
2M4860								
4862	1.50	1.50	3.00				101.60	General Motors
2M4862								
4863	1.50	1.50	3.00				75.50	Skoda
2C4863								
2C4864	2.00	2.00	3.00				78.00	Renault
4865	2.00	2.00	3.00				83.00	Citroen Peugeot
2D4865								
2M4866	1.20	1.50	2.00				96.50	General Motors
2C4867	1.50	1.50	4.00				81.00	Mazda
2C4868	1.20	1.50	2.80				75.00	Tata
2M4873	3.16	2.52	3.50				104.40	Ford
2C4874	1.20	1.20	2.00				73.80	General Motors
2C4875	1.20	1.50	3.00				76.00	Daihatsu
4876	1.60	1.75	3.00				86.00	Ford
2C4876								
2C4877	3/32	3/32	3/32	3/16			4 1/4	Minneapolis-Moline
2C4878	3/32	1/8	3/16				3 7/16	Hercules
4879	2.00	2.00	4.00				101.60	Ford
2M4879								
2M4880	1.50	1.50	4.00				87.50	Chrysler
2C4881	1.20	1.50	2.80				92.00	Ford
2D4882	3.00	2.00	3.50				104.40	Ford

NUMERICAL INDEX

PART NUMBER	TOP GROOVE	2ND GROOVE	3RD GROOVE	4TH GROOVE	5TH GROOVE	6TH GROOVE	CYL. DIA.	POPULAR APPLICATION
4883 2M4883	1.50	1.50	3.00				93.00	Hyundai Kia Mitsubishi
2C4884	1.20	1.50	2.80				75.50	Mitsubishi
4885 2M4885 2N4885	1.50	1.50	3.00				96.80	Ford
2C4886	1.20	1.50	3.00				82.40	Ford
4887 2M4887	1.50	1.75	3.00				84.86	Ford
2C4888	1.20	1.50	3.00				89.00	Ford General Motors
4889 2M4889	1.50	1.50	3.00				84.86	Ford
2C4890 2M4890	1.20	1.50	3.00				96.00	Chrysler Dodge Trucks Jeep
2C4891	1.20	1.50	3.00				82.00	General Motors
2M4892	1.50	1.50	2.80				93.00	Infiniti
2C4893 2M4893	1.20	1.50	4.00				92.00	General Motors
2C4894	1.20	1.50	3.00				93.00	General Motors
2C4895	1.20	1.50	3.00				87.00	General Motors
2M4896	1.50	1.50	3.00				86.00	General Motors
2M4897	1.50	1.50	3.00				99.00	General Motors
2C4898 2M4898	1.20	1.50	3.00				90.00	General Motors
2C4899	1.50	1.50	2.80				91.50	Nissan
4900 2C4900	1.60	2.00	4.00				86.20	Ford
2C4901	1.20	1.20	2.50				75.00	General Motors Suzuki
2C4902	1.20	1.20	3.00				87.50	Lexus Toyota
2C4903	1.20	1.50	3.00				92.00	Chrysler General Motors
2M4907	1.50	1.50	3.00				102.99	Chrysler Dodge Trucks Jeep
2C4908	1.50	1.50	4.00				95.00	Toyota
2C4909	1.20	1.50	2.00				82.70	Renault
4911 2C4911	1.50	1.50	4.00				93.50	Toyota
4912 2C4912 2M4912	1.50	1.50	3.00				96.00	Ford Mazda
2D4914	3.00	2.35	4.00				102.00	Cummins Dodge Trucks
2M4915	1/16	1/16	5/32				3 3/16	Harley-Davidson
2M4916	1/16	1/16	5/32				3 7/16	Harley-Davidson
2M4917	1/16	1/16	5/32				3.498	Harley-Davidson
4918 2C4918	1.50	1.50	3.00				80.30	Mazda
2C4919	1.00	1.20	2.50				75.30	Mazda
4921 2C4921	1.50	1.75	3.00				81.00	Volkswagen

NUMERICAL INDEX

PART NUMBER	TOP GROOVE	2ND GROOVE	3RD GROOVE	4TH GROOVE	5TH GROOVE	6TH GROOVE	CYL. DIA.	POPULAR APPLICATION
4922 2C4922	1.75	2.00	3.00				81.00	Volkswagen
4923 2M4923	1.50	1.75	2.00				81.00	Audi Volkswagen
2C4924	1.20	1.50	2.00				82.50	Audi
4925 2M4925	1.50	1.50	4.00				98.43	Dodge Trucks Jeep
2C4926	1.50	1.50	4.00				82.00	Isuzu
2C4927	1.50	1.75	3.00				82.50	Audi Volkswagen
2C4928	1.20	1.50	3.00				83.50	Chrysler
4929 2C4929 2M4929	5/64	5/64	5/64	3/16			4 1/4	General Motors
4930 2M4930	1.50	1.50	3.00				94.00	Rover
2C4931	1.20	1.50	3.00				92.25	Ford
4932 2C4932	1.50	1.50	3.00				76.00	Fiat
2C4933	1.20	1.50	2.80				85.00	Jeep Mitsubishi
2M4934	3.00	2.00	4.00				90.90	Mercedes-Benz
4935 2C4935	1.50	1.50	3.00				76.00	Nissan
2C4936	3.00	2.35	4.00				102.00	Cummins
4937 2M4937	1.50	1.50	3.00				92.25	Ford
4938 2M4938	2.00	2.00	4.00				96.00	Nissan
2D4939	2.50	2.00	4.00				96.00	Nissan
2M4940	1.50	1.20	2.80				90.00	Acura
2M4941	1.50	1.50	2.50				98.43	Harley-Davidson
2M4942	1.50	1.50	3.00				95.25	Harley-Davidson
2C4943	1.20	1.20	2.50				82.00	Hyundai
2C4944	1.20	1.20	2.50				74.00	General Motors Suzuki
2M4945	1.50	1.50	3.00				93.40	Honda Isuzu
2M4946	1.50	1.50	3.00				86.00	Chrysler
2C4947	1.20	1.20	3.00				79.00	General Motors Toyota
2C4948	1.20	1.50	3.00				87.50	Chrysler Dodge Trucks
2M4950	1/16	1/16	5/32				3 13/16	Harley-Davidson
4951 2C4951	1.50	1.50	4.00				83.00	Nissan
2M4953	1/16	1/16	3/16				3 13/16	Harley-Davidson
2D4954	2.00	2.00	3.00				84.50	Nissan
2M4955	1.50	1.50	3.50				84.00	Alfa Romeo
2C4957	1.20	1.50	2.80				99.50	Subaru
2C4958	1.50	2.80					76.00	Nissan
2C4959 2N4959	1.20	1.50	2.50				84.00	General Motors Suzuki
2C4962	1.20	1.50	3.00				75.00	Honda Rover
2C4963	1.20	1.50	2.50				89.50	General Motors
4964	3.00	3.00	3.00	4.00			80.00	Bendix
2C4965	3/16	3/16	3/16	3/16	5/16		4 11/16	John Deere
4967	3/32	3/32	3/16	3/32	3/16		2.780	Bendix

NUMERICAL INDEX

PART NUMBER	TOP GROOVE	2ND GROOVE	3RD GROOVE	4TH GROOVE	5TH GROOVE	6TH GROOVE	CYL. DIA.	POPULAR APPLICATION
2C4969	1.20	1.20	2.80				86.00	Acura Honda
2C4971	1.20	1.20	2.80				86.00	Acura Honda
2C4972	1.20	1.20	2.80				89.00	Acura General Motors Honda
2C4973 2N4973	1.20	1.20	2.80				84.00	Honda
2C4974	1.00	1.20	2.80				75.00	Honda
2D4975	3.00	2.00	4.00				101.05	General Motors
2M4976	1.50	1.75	3.00				88.50	Mercedes-Benz
4977 2C4977	1.50	1.50	2.00				77.00	Ford Volkswagen
2M4978	1.50	1.50	3.00				96.00	General Motors
2C4979 2M4979	1.20	1.50	3.00				89.00	General Motors
2C4980	1.20	1.20	2.50				84.00	Hyundai
2D4981	2.00	1.75	3.00				77.00	Citroen Peugeot
2C4984	1.20	1.50	2.50				82.00	General Motors
2M4985	1/16	1/16	3/16				3 7/8	Harley-Davidson
2M4987	1.50	1.75	3.00				84.86	Ford
4988 2C4988	1.50	1.75	3.00				74.00	Mazda Renault
2D4989	2.00	2.00	3.00				86.00	Mazda
4990 2C4990	1.50	1.75	3.00				82.70	Renault Volvo
2C4991	1.20	1.75	3.00				84.86	Ford
2C4992	1.20	1.50	2.50				84.86	Ford
2C4993	1.20	1.75	3.00				81.00	Volvo
2C4994	1.20	1.50	2.50				78.00	Suzuki
2C4995	1.50	1.50	2.50				69.00	Renault
2C4996	1.20	1.50	3.00				86.00	General Motors
2C4997	1.75	2.00	3.00				93.00	Saab
2C4998	1.20	1.50	3.00				94.00	Rover
4999 2M4999	1.50	1.50	4.00				95.00	Toyota
2C5005	1.20	1.20	3.00				86.00	Toyota
2C5006 2N5006	1.20	1.20	3.00				87.00	Toyota
5013 2C5013	1.50	1.50	3.00				70.00	Fiat Peugeot
2M5014	1.50	1.50	3.00				93.00	Chrysler Dodge Trucks
2M5015	1.50	1.50	3.00				70.50	Toyota
2C5016	2.00	2.00	3.00				83.00	Toyota
2M5017	1.50	1.50	4.00				94.00	Lexus Toyota
2C5018	1.20	1.50	3.00				90.20	Ford
5019 2M5019	1.60	2.00	4.00				77.24	Ford
2D5020	1.50	1.50	2.00				81.00	Audi Volkswagen

NUMERICAL INDEX

PART NUMBER	TOP GROOVE	2ND GROOVE	3RD GROOVE	4TH GROOVE	5TH GROOVE	6TH GROOVE	CYL. DIA.	POPULAR APPLICATION
5021 2C5021	1.50	1.50	2.50				75.00	Peugeot Volkswagen
2C5022	1.50	1.50	2.50				76.50	Volkswagen
2C5024	1.20	1.50	2.50				93.00	General Motors
2C5025	1.20	1.20	3.00				74.00	John Deere
2M5026	1.50	1.75	3.50				78.00	Alfa Romeo
2C5027	1.20	1.50	3.00				92.00	Subaru
2C5028	1/8	1/8	1/8	3/16			3 3/4	Buda International Massey-Ferguson Oliver Waukesha
5030	2.00	2.00	4.00				75.00	Bendix
5032	1.50	1.50	3.00				80.00	Bendix Kohler
2C5039	1.20	1.50	2.80				68.50	Daewoo Suzuki
2D5040	2.00	2.00	3.00				94.50	Kia
2D5042	2.00	2.00	2.80				91.10	Hyundai
2D5043	2.50	2.50	3.00				86.00	Renault
5044	3/32	3/32	1/8				2.745	Harley-Davidson
5046 2C5046	1.75	1.75	4.00				83.00	Peugeot
2C5047	3/32	1/8	1/8	3/16			3 9/16	General Motors International
5049 2C5049 2M5049	3/32	5/64	3/16				3 15/16	General Motors
2C5051	1.20	1.20	2.50				70.00	Fiat
2C5052	1.20	1.20	2.50				70.80	Fiat
2C5054	2.00	1.50	4.00				99.50	Toyota
2C5056	2.50	2.00	4.00				95.00	Mitsubishi
2D5058	2.00	2.00	4.00				85.00	Nissan
2C5059	1.20	1.50	3.00				68.00	Kia
5060 2C5060	1/8	1/8	3/16				3 1/4	Allis Chalmers Hercules John Deere Kermath Le Roi Massey-Ferguson Waukesha
5063 2C5063	1/8	1/8	1/8	3/16			3 7/16	Allis Chalmers Buda
5064 2C5064	1/8	1/8	1/8	3/16			3 13/16	Buda
5065 2M5065	1.50	1.75	3.00				86.00	Peugeot
5068 2C5068	1.75	2.00	3.00				75.00	Peugeot
2M5069	1.20	1.50	2.50				88.84	Harley-Davidson
2M5070	1.50	1.75	3.00				89.90	Mercedes-Benz
2C5071	1.75	2.00	3.50				95.50	Mercedes-Benz
2C5074	1.50	1.75	3.00				82.90	Mercedes-Benz
5075	5/64	5/64	3/16				3 3/16	Ford
5076 2C5076	1.50	1.50	3.00				75.00	Opel

NUMERICAL INDEX

PART NUMBER	TOP GROOVE	2ND GROOVE	3RD GROOVE	4TH GROOVE	5TH GROOVE	6TH GROOVE	CYL. DIA.	POPULAR APPLICATION
2C5077	1.20	1.50	2.50				89.00	Ford Mazda
2M5080	1.50	1.50	2.50				101.60	Harley-Davidson
2C5083	1.50	1.50	2.80				68.50	Suzuki
5084	2.00	2.00	5.00				92.00	Opel
2C5084								
5085	2.00	2.00	4.00				107.95	General Motors
2C5085								
2M5085								
2C5086	1.75	2.00	3.00				75.00	Audi Volkswagen
2C5087	1.20	1.20	3.00				82.00	General Motors Toyota
2C5089	1.20	1.20	2.00				86.00	Acura Honda Toyota
2C5090	1.20	1.20	2.00				88.50	Toyota
2N5090								
2C5091	1.20	1.20	2.00				75.00	Toyota
2N5091								
2M5094	1.50	1.50	3.00				86.00	Chrysler
2C5095	1.20	1.50	2.00				81.00	Volkswagen
5097	1.50	1.50	3.00				99.50	Chrysler Dodge Trucks Jeep
2M5097								
2C5099	1.20	1.20	2.50				89.00	Nissan Suzuki
2C5102	1/8	1/8	1/8	3/16	3/16		3 7/16	Allis Chalmers Buda
2C5104	1.20	1.50	2.80				81.50	Hyundai
5106	3/32	1/8	1/8	3/16	3/16		3 7/16	Buda
2C5106								
5107	1.50	1.50	3.00				89.00	Ford
2M5107								
2C5109	1.20	1.50	2.50				84.00	Suzuki
2C5111	1.00	1.20	2.00				75.00	Honda
2C5112	1.20	1.20	2.50				95.50	Infiniti Nissan
2C5114	1.20	1.50	2.50				92.25	Ford
2C5115	1.20	1.50	3.00				78.00	Mazda
2C5117	1/8	1/8	1/8	3/16			3 1/2	Allis Chalmers Case Oliver Wisconsin
5119	1/16	1/16	1/8				2.993	Triumph-Motorcycle
2M5120	1.50	1.50	3.00				91.00	Jaguar
5123	3/32	3/32	3/32	3/16			3 1/4	Wisconsin
2C5123								
2C5125	1.20	1.50	2.50				87.50	Chrysler
2C5127	3/32	3/32	3/16				3 7/16	Hercules
2M5129	1.20	1.20	2.00				104.80	General Motors
2C5130	1.20	1.50	2.50				86.00	General Motors Saab Suzuki
2N5130								
2C5131	1.20	1.50	2.50				87.50	General Motors
2C5133	1.20	1.50	2.50				94.00	General Motors
2M5133								
2C5134	1.20	1.20	2.50				92.00	Subaru
2C5135	1.20	1.50	2.50				79.50	Nissan

NUMERICAL INDEX

PART NUMBER	TOP GROOVE	2ND GROOVE	3RD GROOVE	4TH GROOVE	5TH GROOVE	6TH GROOVE	CYL. DIA.	POPULAR APPLICATION
2C5136	1.20	1.20	2.50				66.00	Hyundai
2C5137	1.20	1.50	2.50				93.00	General Motors
2C5139	1.20	1.50	2.50				93.00	General Motors
2M5139								
2C5140	1.20	1.20	2.50				99.50	Subaru
2M5141	1.20	1.20	2.00				99.50	Chrysler Dodge Trucks
2C5142	1.20	1.50	2.50				86.00	Ford
2C5143	1.20	1.20	2.50				80.00	Nissan
2C5144	1.20	1.50	2.00				82.04	Ford
2M5145	1.50	2.00	3.50				89.00	Bmw
2C5146	1.20	1.00	2.00				87.60	Mitsubishi
2C5147	1.20	1.20	2.00				87.00	Acura Honda
2C5148	1.20	1.20	2.00				87.00	Mitsubishi
5149	3/32	3/32	3/32	3/16			3.000	Wisconsin
2C5150	1.20	1.50	3.00				84.86	Ford
2C5151	1.20	1.20	2.00				94.00	Toyota
2M5153	1.50	1.50	2.50				103.12	Harley-Davidson
2C5154	1.20	1.20	2.50				76.50	Hyundai Kia
2C5156	3/32	1/8	1/8	1/4			4.000	Chrysler Dodge Trucks
2M5157	1.50	1.50	3.00				104.78	Harley-Davidson
2C5158	1.20	1.20	2.50				87.50	Ford
2N5158								Mazda
2C5159	1.20	1.20	2.50				77.00	Bmw
2C5160	1.20	1.50	3.00				81.60	Ford Mazda
5161	1.75	1.50	3.50				95.00	Opel
2C5161								
2C5162	1.20	1.20	2.50				89.00	Ford
2C5163	2.00	2.00	3.00				87.00	Mercedes-Benz
2M5165	1.20	1.50	2.50				93.00	Chrysler Dodge Trucks Jeep
2C5167	1.20	1.20	2.50				96.90	Subaru
2M5168	1.50	1.50	2.00				87.50	Mazda
2C5169	1.20	1.20	2.00				95.00	Mitsubishi
2M5170	1.20	1.50	2.50				101.60	General Motors
5172	3/32	3/32	1/8	3/16			3.000	Onan
2C5173	1.20	1.20	2.50				81.50	Mitsubishi
2C5177	1.20	1.50	2.50				76.50	Daewoo Hyundai Volkswagen
2C5179	1.20	1.20	2.50				87.00	Acura
2C5182	1.20	1.20	2.50				76.00	Mitsubishi
2C5183	1.20	1.20	3.00				92.00	Lexus Toyota
2C5184	1.20	1.20	2.50				75.50	Kia
2C5185	1.20	1.20	2.00				80.50	General Motors Opel
2C5186	1.20	1.20	2.50				93.00	Infiniti
2C5187	1.20	1.50	3.00				100.40	Ford

NUMERICAL INDEX

PART NUMBER	TOP GROOVE	2ND GROOVE	3RD GROOVE	4TH GROOVE	5TH GROOVE	6TH GROOVE	CYL. DIA.	POPULAR APPLICATION
5188 2M5188	1.50	1.50	2.50				98.00	Infiniti Nissan
2C5189	1.20	1.20	2.50				72.00	Daihatsu General Motors
5193 2C5193	3/32	3/32	3/16				3 7/16	Harley-Davidson
5194 2C5194	1.50	1.60	2.50				80.60	Ford
2C5196	1.20	1.20	2.50				77.40	Hyundai
5200 2C5200	1.50	1.50	3.00				81.60	Opel
5201 2C5203	1.50	1.50	4.00				81.50	Nissan
2C5205	1.20	1.50	2.00				85.00	Bmw
2M5206	1.20	1.50	2.00				68.68	Ford
2C5207	1.50	1.50	3.00				107.95	Harley-Davidson
2C5209	1.00	1.00	1.50				67.10	Volkswagen
2C5211	3/32	3/32	3/32	3/16			4.000	General Motors
2C5213	1.20	1.50	2.00				92.00	Bmw
2C5215	3/32	1/8	3/16				4.000	Hercules
2C5218	1.20	1.50	2.50				95.50	General Motors
2C5219	1.20	1.50	2.00				77.60	Opel
2C5221	1.20	1.20	2.00				99.50	Subaru
2C5223	1.20	1.50	2.50				80.00	Kia
2C5225	1.20	1.20	2.00				84.00	Nissan
2M5227	1.00	1.20	1.50				89.00	General Motors
2C5228	1.20	1.50	2.50				93.00	General Motors
2C5236	1.20	1.50	2.50				88.00	General Motors
2C5239	1.20	1.50	2.50				95.50	General Motors
2C5245	1.20	1.50	2.00				86.00	Bmw
5247 2C5247	1.50	1.50	3.00				81.60	General Motors
5248 2C5248	1.50	1.75	3.00				80.50	Fiat
2C5250	1.50	1.60	2.50				76.00	Ford
2C5251	1.20	1.20	2.80				67.00	Hyundai
2C5252	1.50	1.50	3.00				72.00	Opel
2C5253	1.20	1.20	2.00				72.50	General Motors
5254	1.00	1.20	2.00				73.00	Honda
2C5255	1.50	2.00	4.00				80.50	Fiat
2C5257	3/32	3/32	3/32	3/16			3 23/32	General Motors
2C5259	3/32	3/32	3/32	3/16			3 9/16	General Motors
2C5260	1.20	1.50	2.00				73.94	Ford
2C5261	1.20	1.20	2.00				92.00	Hyundai Kia
2C5263	1.20	1.20	2.00				95.00	Toyota
5264 2C5264	3/32	1/8	3/16	3/16			3 7/16	Hercules Kermath
2C5265	1.50	1.50	3.00				71.50	Hyundai
2C5266	1.20	1.20	2.50				86.70	Hyundai Kia
2C5267	1.20	1.20	2.00				72.00	Daihatsu Fiat Toyota
2C5269	1.00	1.00	2.00				88.50	Lexus Toyota
2C5270	1.50	1.50	3.00				81.60	Opel
2C5273	1.20	1.50	2.50				99.00	General Motors
2C5273	1.20	1.20	2.50				68.50	Daewoo

NUMERICAL INDEX

PART NUMBER	TOP GROOVE	2ND GROOVE	3RD GROOVE	4TH GROOVE	5TH GROOVE	6TH GROOVE	CYL. DIA.	POPULAR APPLICATION
2M5275	1.50	1.20	2.00				103.25	General Motors
2C5276	1.20	1.50	2.00				71.08	General Motors
5277	1.75	2.00	5.00				85.50	Volkswagen
2C5278	1.20	1.20	2.50				90.00	Suzuki
2C5280	3/32	1/8	3/16				3 9/16	International
5281	1.75	1.50	4.00				86.00	Toyota
2C5283	1.50	1.50	3.00				88.80	Opel
5289	1.50	1.50	3.00				78.00	Mazda
2C5289								
2M5292	1.50	1.50	2.50				103.25	General Motors
2C5293	1.20	1.20	2.00				95.50	Infiniti Nissan
2C5294	1.20	1.50	2.50				76.50	Volkswagen
2C5296	1.50	1.50	2.00				92.00	Bmw Rover
2M5296								
2C5297	1.20	1.20	2.00				88.00	Chrysler Hyundai Jeep Kia Mitsubishi
2C5298	1.20	1.20	2.00				67.00	Hyundai
2N5298								
2M5299	1.20	1.20	2.50				101.60	Harley-Davidson
5300	1.50	1.50	4.00				80.50	Toyota
2C5301	1.20	1.50	3.00				79.00	General Motors
2M5304	1.50	1.75	2.50				92.90	Mercedes-Benz
2C5311	3/32	3/32	3/16				3 3/4	Kohler
2C5316	1.20	1.20	2.50				83.00	Ford
2C5319	1/8	3/32	3/16				3 7/8	International
5325	3.00	2.00	4.00				91.00	Mercedes-Benz
2M5325								
2C5343	1/8	1/8	1/8	1/4	1/4		5 5/8	Buda
2C5360	3/32	3/32	3/16				3 9/16	Onan
5364	2.00	2.00	4.00				92.00	Subaru Volkswagen
2C5364								
2M5364								
5373	1.75	2.50	4.00				93.75	Mercedes-Benz
2C5373								
2D5374	2.30	2.00	3.50				95.00	Ford
5376	2.50	2.50	3.00				83.00	Kohler
2M5378	1.50	1.50	3.00				103.00	Chrysler Dodge Trucks
2M5379	1.20	1.20	2.00				104.00	Chrysler Dodge Trucks
2M5380	1.20	1.50	2.50				96.00	General Motors
2C5382	1.00	1.20	1.50				82.50	Audi Volkswagen
2C5384	1.20	1.20	2.00				86.70	Hyundai Kia
2C5385	1.20	1.20	2.00				82.50	Audi Seat Skoda Volkswagen
2N5385								
2C5389	1.20	1.20	2.00				71.50	Hyundai Kia
2C5391	1.20	1.50	2.00				76.50	Audi Seat Skoda Volkswagen
2N5391								

NUMERICAL INDEX

PART NUMBER	TOP GROOVE	2ND GROOVE	3RD GROOVE	4TH GROOVE	5TH GROOVE	6TH GROOVE	CYL. DIA.	POPULAR APPLICATION
2C5392	1.00	1.00	2.00				72.50	Toyota
2C5393	1.20	1.20	2.00				78.00	Nissan
2C5395	1.20	1.00	2.00				80.50	Toyota
2C5438 2M5438	1.20	1.20	2.00				76.50	Audi Seat Skoda Volkswagen
5462 2C5462 2M5462	2.00	2.50	4.00				94.00	Toyota
2C5466	3/32	3/32	3/16				3 3/4	Wisconsin
5474 2C5474 2M5474	5/64	5/64	3/16				3.800	General Motors
5477 2C5477 2M5477	5/64	5/64	3/16				3.671	General Motors
2C5480	3.00	3.00	3.00	5.50	5.50		97.00	Mercedes-Benz
5485 2C5485 2M5485	3/32	5/64	3/16				4.050	Ford
5486 2D5486	2.00	2.00	2.00	4.50			90.00	Peugeot
5490 2C5490	1.75	2.50	4.00				92.00	Mercedes-Benz
5497	1.75	2.00	4.00				87.00	Saab
5499 2C5499 2M5499	5/64	5/64	3/16				3.736	Checker General Motors
2M5501 CM5501	1/16	1/16	1/8				4.125	General Motors
2M5502	5/64	5/64	3/16				4.000	General Motors
2M5504	5/64	5/64	3/16				4.000	Chrysler Ford General Motors
2M5505	1/16	1/16	3/16				4.000	Ford General Motors
2M5508	5/64	5/64	3/16				4.000	Chrysler Ford General Motors
2M5510	1/16	1/16	3/16				4.125	General Motors
2M5511	5/64	5/64	3/16				4 1/16	Chrysler Ford General Motors
2M5512	5/64	5/64	3/16				4 3/32	General Motors
2M5513	5/64	5/64	3/16				4.125	Chrysler General Motors
2M5514	5/64	5/64	3/16				4.250	Chrysler General Motors
2M5515	1/16	1/16	3/16				4.250	Chrysler General Motors
2M5518	5/64	5/64	3/16				4.250	Chrysler General Motors
2M5519	1/16	1/16	3/16				4.250	Chrysler General Motors
2M5520	1/16	1/16	3/16				4.320	Chrysler
2M5521 CM5521	1/16	1/16	1/8				4.000	Chrysler Ford General Motors

NUMERICAL INDEX



PART NUMBER	TOP GROOVE	2ND GROOVE	3RD GROOVE	4TH GROOVE	5TH GROOVE	6TH GROOVE	CYL. DIA.	POPULAR APPLICATION
2M5522	1/16	1/16	1/8				3 7/8	General Motors
2M5523	1/16	1/16	3/16				4.000	Ford General Motors
2M5525	1/16	1/16	3/16				4.050	Ford
2M5526	1/16	1/16	3/16				4.233	Ford
2M5527	1/16	1/16	3/16				3.780	Ford
2M5528	1/16	1/16	3/16				4.320	Chrysler
2M5529	1/16	1/16	3/16				4.125	General Motors
C5530	1.50	1.50	4.00				101.60	Ford
CM5530								
C5531	5/64	5/64	3/16				4.000	Chrysler
CM5531								Ford General Motors
C5532	1/16	1/16	3/16				4.000	Chrysler
CM5532								Ford General Motors
CM5533	5/64	5/64	3/16				4.125	General Motors
C5533								Chrysler
C5534	1/16	1/16	3/16				4.125	Chrysler
CM5534								General Motors
2M5535	1.50	1.50	4.00				101.60	Ford
2M5536	1/16	1/16	3/16				4.360	Ford
2M5537	1/16	1/16	3/16				4.466	General Motors
2M5538	1/16	1/16	3				4.000	Ford General Motors
2M5539	1/16	1/16	3				4.125	General Motors
C5540	1.50	1.50	3.00				101.60	Ford
2M5540								General Motors
CM5540								Chrysler
CM5541	1/16	1/16	3/16				4.250	General Motors
C5541								Chrysler
2M5542	1/16	1/16	3/16				4.165	American Motors
2M5543	1/16	1/16	3/16				4.151	General Motors
2M5545	1/16	5/64	5/32				3 3/16	Ford
2M5548	5/64	5/64	3/16				3.736	General Motors
SC5556	1.20	1.20	3.00				87.50	Chrysler
2C5557	3.50	3.00	3.00	5.50			122.00	Fiat
SC5558	1.20	1.50	2.80				75.00	Honda
2C5559	1/8	1/8	1/8	3/16			3 7/8	International
5560	5/64	5/64	3/16				3.910	Chrysler
2C5560								Dodge Trucks
2M5560								
5562	1.75	2.00	4.00				90.00	Saab
2C5562								
2C5564	3.00	2.00	4.00				91.00	Mercedes-Benz
2M5567	1/16	1/16	3/16				3.736	General Motors
5568	5/64	5/64	3/16				4.082	General Motors
2C5568								
2M5568								

NUMERICAL INDEX



PART NUMBER	TOP GROOVE	2ND GROOVE	3RD GROOVE	4TH GROOVE	5TH GROOVE	6TH GROOVE	CYL. DIA.	POPULAR APPLICATION
5570 2C5570 2M5570	5/64	5/64	3/16				4.000	American Motors General Motors Jeep Mercuriser
5C5572	1.00	1.20	2.80				81.00	Honda
5573 2C5573	1.50	1.50	3.00				83.00	Mazda
2M5575	1/16	1/16	3/16				3.910	Chrysler
2M5581	1.50	1.50	3.00				104.78	General Motors
5586 2C5586	5/64	5/64	3/16				3.760	Chrysler
SM5587	0.043	0.043	3				4.000	Chrysler Ford General Motors
2M5589	1/16	1/16	3/16				4.500	General Motors
2M5590	1/16	1/16	3/16				4.120	General Motors
2C5591	2.00	2.00	4.00				86.50	Opel
SM5593	0.043	0.043	3.000				4.125	Chrysler General Motors
5594 2C5594	1.75	2.00	4.00				94.00	Volkswagen
5595 2C5595 2M5595	2.00	2.00	4.00				91.10	Chrysler Dodge Trucks Mitsubishi
2M5596	1/16	1/16	3/16				4.500	General Motors
SM5597	0.043	0.043	3.000				4.250	Chrysler General Motors
2C5603	3.50	3.00	5.50				115.00	Mercedes-Benz
2M5612	5/64	5/64	3/16				3.800	General Motors
2M5613	2.00	2.00	4.75				96.00	Ford
5614 2M5614	5/64	5/64	3/16				3.800	General Motors
5615 2C5615 2M5615	5/64	5/64	3/16				4.000	General Motors
5616 2C5616 2M5616	5/64	5/64	3/16				3 3/4	General Motors
5617 2C5617 2M5617	5/64	5/64	3/16				3.736	Checker General Motors
5618 2C5618 2M5618	5/64	5/64	3/16				3.680	Ford
5619 2C5619 2M5619	5/64	5/64	3/16				3.965	General Motors
5621 2C5621 2M5621	3/32	5/64	3/16				4.360	Ford
2C5622	1/8	3/32	3/16				4.000	Hercules
5623 2C5623	2.00	2.50	4.00				88.50	Toyota
2D5627	2.50	2.00	3.00				87.00	Mercedes-Benz
5630 2C5630 2M5630	5/64	5/64	3/16				4.000	American Motors General Motors Jeep

NUMERICAL INDEX



PART NUMBER	TOP GROOVE	2ND GROOVE	3RD GROOVE	4TH GROOVE	5TH GROOVE	6TH GROOVE	CYL. DIA.	POPULAR APPLICATION
5632 2C5632 2M5632	1.50	2.00	4.75				89.00	General Motors Jeep
2C5633	2.00	2.00	4.00				94.00	Peugeot
2C5637	1.20	1.50	2.50				71.90	Ford Mazda
2D5643	2.50	2.00	4.00				90.00	Toyota
5645 2C5645 2M5645	2.00	2.50	4.00				92.00	Nissan Toyota
2C5647	5/64	5/64	5/64	3/16			3.900	Ford
5649 2C5649 2M5649	2.00	2.00	4.00				96.80	Ford
5650 2M5650	1.50	2.00	4.75				89.00	General Motors
5652 2C5652 2M5652	1.50	1.50	4.00				87.50	Chrysler Dodge Trucks
5653 2C5653 2M5653	1.60	2.00	4.00				79.94	Ford
5654 2C5654 2M5654	2.00	2.00	4.00				88.00	General Motors
2D5655	3.00	2.00	4.00				101.05	General Motors
2C5657	1.20	1.50	4.00				92.00	Subaru
2C5659	2.00	2.00	4.00				91.00	Continental
5663 2C5663 2M5663	1/16	5/64	3/16				4.000	American Motors General Motors Jeep
5664 2C5664 2M5664	1.50	1.50	4.00				86.00	Ford Kia Mazda
2D5666	2.50	2.00	4.00				91.10	Dodge Trucks Mitsubishi
5667 2C5667	1.50	1.50	4.00				91.10	Chrysler Dodge Trucks Mazda Mitsubishi
2C5669	3/32	3/32	3/32	1/4			3 7/16	International
5671 2C5671	3/32	3/32	3/16				2 3/8	Allis Chalmers Continental Massey-Ferguson
2N5672	1.00	1.20	2.00				74.50	Volkswagen
5673 2C5673	1.50	1.50	4.00				89.00	Nissan
2D5674	2.50	2.00	4.50				89.00	Nissan
2C5675 2N5675	1.20	1.50	2.00				72.50	Opel Vauxhall
5678	1/8	1/8	1/8	3/16			4.000	Le Roi
2C5681	1.00	1.00	1.50				72.00	Fiat
2C5683	1/8	1/8	1/8	3/16			4 1/2	Le Roi
5688 2C5688 2M5688	2.00	2.00	4.75				93.47	Ford
2C5689	5/64	3/32	3/16				4.000	Ford

NUMERICAL INDEX



PART NUMBER	TOP GROOVE	2ND GROOVE	3RD GROOVE	4TH GROOVE	5TH GROOVE	6TH GROOVE	CYL. DIA.	POPULAR APPLICATION
5690 2C5690 2M5690	2.00	2.00	4.75				89.32	Ford
5691 2C5691	1.50	2.00	4.00				91.00	Volvo
5692 2C5692	1.75	2.00	4.00				92.00	Volvo
2D5693	5/64	5/64	7/64				4.000	Ford International
5695 2C5695	1.75	2.00	4.00				96.00	Volvo
2D5697	5/64	5/64	7/64				4.000	Ford International
5712 2C5712 2M5712	2.00	2.00	4.75				101.60	General Motors
5716 2C5716 2M5716	1.50	1.50	4.00				75.50	Chrysler Hyundai Jeep Mitsubishi
2M5721	1/16	1/16	3/16				3 5/8	Harley-Davidson
2M5722	5/64	5/64	3/16				3 5/8	Harley-Davidson
2C5723	1.00	1.00	1.50				73.00	Honda
5738 2C5738	2.50	2.50	4.75				85.70	Nissan
2D5741	2.50	2.00	3.00				98.20	Ford
5755	3.00	3.00	5.00				80.00	Porsche
2C5760	1.75	2.00	3.50				92.00	Mercedes-Benz
5761 2C5761 2M5761	1.50	1.50	4.00				96.00	Ford Mazda
5762 2C5762 2M5762	1.50	1.50	4.00				89.00	Ford Mazda
5782	2.00	2.00	4.00				83.00	Jaguar
5806	3.00	3.00	4.75				80.00	Opel
2C5825	1.20	1.20	2.00				82.00	Hyundai Kia
2C5828	1.20	1.20	2.00				79.00	Opel
5838 2C5838	1/8	1/8	3/16				3 5/8	Cummins
2D5853	3.00	2.00	2.50				99.00	Ford
2D5854	1.75	2.00	3.00				79.50	Audi Seat Skoda Volkswagen
2C5855	1.20	1.50	2.00				79.00	Ford
2D5856	1.50	1.50	3.00				73.00	Bmw Toyota
2D5858 2C5858	2.00	2.00	3.00				82.20	Peugeot Citroen Fiat
2M5860	2.00	2.00	3.00				80.00	Opel Renault Vauxhall
2C5863	1.20	1.20	2.50				89.20	Subaru
2C5868	2.50	2.50	4.00				77.00	Volkswagen
2M5872	2.87	2.50	3.46				107.00	Cummins Dodge Trucks

NUMERICAL INDEX



PART NUMBER	TOP GROOVE	2ND GROOVE	3RD GROOVE	4TH GROOVE	5TH GROOVE	6TH GROOVE	CYL. DIA.	POPULAR APPLICATION
2C5877	1.20	1.20	2.00				92.00	Subaru
2C5881	1.50	1.50	4.00				83.00	Citroen Peugeot
5897	1/16	1/16	1/16	5/32			2 7/8	M.G.
5909	5/64	5/64	3/16				3 1/4	Ford
2C5909								Wisconsin
5914	5/64	5/64	3/16				3 1/4	Ford
5925	2.00	3.00	5.00				84.00	Ford
2C5925								
5928	1.75	1.75	4.75				90.50	Rover
2C5928								
5957	5/64	5/64	5/32				3.425	Jaguar
2C5957								
5960	3/32	3/32	3/32	3/16			3.375	Rover
2D5966	3/32	1/8	1/8	3/16			3 3/4	Volvo
5981	5/64	5/64	5/32				3 3/16	Ford
2C5981								
5988	2.00	2.00	4.00				74.00	Alfa Romeo
2C5988								
5993	2.50	2.50	5.00				85.00	Opel
2C5993								
5994	2.50	2.50	5.00				85.00	Opel
2C5994								
6008	3/32	3/32	3/16				2 3/4	Bendix Onan
6009	3/32	3/32	3/32	3/16	3/16		2 3/4	Bendix
2C6016	1/8	1/8	1/8	3/16			4 1/8	Cummins
6022	3/32	1/8	3/16				3 1/4	Hercules
2C6022								
6081	3/16	3/16	3/16				5.000	Fairbanks
6082	3/16	3/16	3/16				5 3/4	Fairbanks
2C6094	3/32	3/32	3/16				4 1/8	Chrysler Dodge Trucks International Palmer
2M6094								
6113	2.00	2.50	5.00				80.00	Audi
2C6113								
6116	1.50	1.50	2.80				72.00	Honda
2C6116								
6117	1.75	2.00	5.00				79.50	Volkswagen
2C6117								
6118	1.75	2.50	5.00				79.50	Audi Volkswagen
2C6118								
6119	2.00	2.00	4.00				93.00	Porsche Volkswagen
2C6119								
6121	2.00	2.00	2.80				88.00	Honda
6127	1/16	1/16	3/16				3.498	Harley-Davidson
2M6127								
6128	3/16	3/16	3/16				2 3/4	Midland- Compressors
6130	3/32	1/8	3/16	3/16			3 1/2	Hercules
2C6130								
6131	1.50	1.50	4.00				72.00	Honda
2C6131								
6134	1.50	1.50	4.00				77.00	Honda Mazda
2C6134								
6137	2.00	3.00	5.00				84.00	Ford
2C6137								

NUMERICAL INDEX



PART NUMBER	TOP GROOVE	2ND GROOVE	3RD GROOVE	4TH GROOVE	5TH GROOVE	6TH GROOVE	CYL. DIA.	POPULAR APPLICATION
6138 2C6138 2M6138	5/64	5/64	3/16				4.360	Mercury
6139 2C6139	1.50	2.00	4.00				86.40	Fiat
6140 2C6140 2C4134	1.50	1.50	2.80				77.50	Toyota
2C6141	1.20	1.50	4.00				80.00	Ford Mazda
6142 2C6142	1.50	2.00	4.00				86.00	Nissan
6143 2C6143	1.50	2.00	4.00				79.00	Lada
2C6145	1.75	2.00	4.00				79.50	Audi Volkswagen
2C6146	1.20	2.00	4.00				76.00	Nissan
6148 2C6148	1.50	2.00	4.00				83.00	Nissan
6149 2C6149 2M6149	1.50	1.50	4.00				87.00	General Motors Isuzu Nissan
2C6150	1.50	2.00	4.00				86.00	Nissan
6151 2C6151 2M6151	1.50	1.50	4.00				76.00	Nissan
6152 2C6152	1.50	1.50	4.00				84.07	General Motors
6153 2C6153	1.50	1.50	2.80				76.00	Daihatsu Subaru
2C6154	1.20	1.50	4.00				77.00	Mazda
6155 2C6155	1.50	2.00	4.00				80.00	Ford Mazda
6156 2C6156	1.50	1.50	4.00				84.50	Nissan Toyota
6157 2C6157 2M6157	2.00	2.00	4.00				87.00	General Motors Isuzu Mercedes-Benz
6162 2C6162 2M6162	1.50	1.50	4.00				83.00	Nissan Toyota
6163 2C6163	1.50	1.50	2.80				70.00	Daihatsu
6164 2M6164	1/16	1/16	5/32				3.497	Harley-Davidson
6165 2C6165	1.75	2.00	5.00				85.50	Volkswagen
6166 2M6166	1/16	1/16	5/32				3 3/16	Harley-Davidson
2C6167	1.75	2.00	4.00				88.90	Volvo
2C6168	1.75	2.00	4.00				88.90	Volvo
6169 2M6169	1.50	1.50	4.75				89.00	General Motors
2C6170	1/16	1/16	5/32				3 1/8	Kohler
6171 2C6171	2.00	2.00	4.00				85.00	Chrysler Dodge Trucks Hyundai Mitsubishi

NUMERICAL INDEX



PART NUMBER	TOP GROOVE	2ND GROOVE	3RD GROOVE	4TH GROOVE	5TH GROOVE	6TH GROOVE		CYL. DIA.	POPULAR APPLICATION
6172 2C6172	2.00	2.00	4.00					80.60	Chrysler Mitsubishi
2C6173	1.20	1.20	2.80					74.00	Honda
2C6174	1.00	1.20	2.80					72.00	Honda
6175 2C6175 2N6175	1.50	2.00	4.00					77.00	Mazda
6177 2C6177	1.50	1.50	4.00					80.00	Honda
6179 2C6179	1.50	1.50	4.00					75.00	Toyota
6180 2C6180 2M6180	1.50	1.50	2.80					81.00	General Motors Toyota
6184 2C6184	5/64	5/64	5/64	3/16				3 1/4	Wisconsin
2C6185	1.50	1.50	2.80					68.50	Suzuki
2C6189	3/32	3/32	3/16					3 1/2	Ford
6190 2C6190	1.50	1.50	2.00					82.50	Volkswagen
6192 2C6192	1.75	2.00	4.00					69.50	Audi Volkswagen
6193 2C6193 2M6193	1.50	1.75	4.00					84.80	General Motors
6194 2M6194	1.50	2.00	4.75					89.00	General Motors Isuzu Jeep
6195	2.00	2.00	2.80					73.00	Honda
6196 2M6196	1.50	1.50	2.80					87.00	Ford Infiniti Nissan
6197 2C6197	1.75	2.00	4.00					78.00	Peugeot
2M6198	1.50	1.50	2.80					76.20	Harley-Davidson
2M6209 6209	1.50	1.50	3.00					89.00	Isuzu General Motors
6215	3/32	3/32	3/16					3 5/8	Caterpillar Waukesha
2C6239	2.00	1.50	2.80					87.00	Nissan
6240 2C6240	1.50	1.50	2.80					78.00	Nissan
6261	3/32	3/32	3/16					3 1/4	Onan Wisconsin
2C6286	3/32	3/32	3/16					4 3/8	International
2C6288	3/32	1/8	3/16	3/16				4.000	Hercules
6302 2C6302 2M6302	3/32	3/32	3/16					3 7/8	International Palmer
6308 2C6308	3/32	3/32	3/32	3/16				4 1/4	General Motors Minneapolis-Moline

NUMERICAL INDEX



PART NUMBER	TOP GROOVE	2ND GROOVE	3RD GROOVE	4TH GROOVE	5TH GROOVE	6TH GROOVE	CYL. DIA.	POPULAR APPLICATION
6309 2C6309	3/32	3/32	3/16				4 1/2	Dodge Trucks International Palmer
6337	1/8	1/8	3/16	3/16			3 1/2	General Motors
6338	3/32	3/32	3/16	3/16			3 9/16	General Motors
6353 2C6353	3/32	3/32	3/16				3 7/8	Hercules International
2C6395	3/32	3/32	3/16				4 1/4	General Motors
6427	3/32	3/32	3/16				3 1/2	Wisconsin
6457	1/16	1/16	3/16				3.000	Harley-Davidson
6474 2C6474	5/64	5/64	3/16				3 3/8	Kohler
6482 2M6482	1/16	1/16	3/16				3 7/16	Harley-Davidson
2C6500	5/32	5/32	5/32	1/4			5 1/8	Cummins
6535 2C6535	3/32	3/32	3/16				3 1/4	International
2C6581	3/32	1/8	3/16	3/16			3 3/4	Case Hercules Oliver
6588 2C6588	3/32	3/32	3/16				3 7/16	Cummins
2C6593	2.35	2.35	4.75				104.78	International
6601 2M6601	5/64	5/64	5/64	3/16			4.050	Ford
6606 2C6606 2M6606	3/32	5/64	5/64	3/16			4 1/4	General Motors
6607 2C6607	5/64	5/64	5/64	3/16			3 7/8	Ford
6627	3/32	3/32	3/16				3 5/16	Harley-Davidson
2C6638	5/64	5/64	3/16				3 7/16	Briggs & Stratton
2C6660	3/32	1/8	3/16				3 7/8	Volvo
2C6664	3/32	3/32	3/32	3/16			3.750	Wisconsin
6667	3/32	5/64	3/16				3.500	Kohler
6677 2C6677 2M6677	5/64	3/32	3/32	1/4			3 7/16	Continental
6678 2C6678	5/64	3/32	3/32	1/4			3 7/16	Continental
6685 2C6685	3/32	5/64	5/64	3/16			3 7/8	Ford
6686 2C6686 2M6686	3/32	5/64	5/64	3/16			4.050	Ford
2C6709	2.00	2.00	4.00				72.00	Fiat
6713 2C6713	2.00	2.00	4.50				84.00	Peugeot
6714 2C6714	2.00	2.00	4.00				73.00	Mazda Mitsubishi Nissan
6717 2C6717	2.00	2.00	4.00				62.00	Fiat
6726	5/64	5/64	3/16				3 5/16	Volvo
6735 2C6735	1/16	1/16	5/32				3.386	Triumph

NUMERICAL INDEX



PART NUMBER	TOP GROOVE	2ND GROOVE	3RD GROOVE	4TH GROOVE	5TH GROOVE	6TH GROOVE	CYL. DIA.	POPULAR APPLICATION
6738	1/16	1/16	1/16	5/32			3.160	Austin Rover M.G.
6741 2C6741	2.00	2.00	4.00				77.00	Fiat
6742 2C6742	1/16	1/16	1/16	1/8			2.542	Austin Rover M.G.
2C6752 6752	2.00	2.00	4.00				72.00	Mitsubishi Toyota Fiat Subaru
6757 2C6757	2.00	2.00	4.00				78.00	Fiat
6761 2C6761	2.00	2.00	4.00				80.00	Mazda Nissan
6772	2.00	3.00	5.00				85.50	Ford
2C6779	2.00	2.00	3.50				70.00	Renault
6780 2C6780	2.00	2.00	4.00				77.00	Volkswagen
6781 2C6781	2.00	2.00	5.00				85.50	Volkswagen
6786 2D6786	3/32	3/32	3/32	3/16	3/16		3 9/16	Rover
6791 2C6791	5/64	5/64	3/16				3 11/16	Ford
6793 2C6793	2.00	2.00	4.00				83.00	Volkswagen
6796 2C6796	1.75	2.00	4.00				65.00	Fiat
6797 2C6797	2.00	2.00	4.00				75.00	Toyota
6800 2C6800	5/64	5/64	3/16				3.622	Jaguar
2C6801	1.50	2.00	4.00				82.50	Porsche
6802 2C6802	1/16	1/16	1/16	5/32			2.780	Austin Rover M.G.
6804 2C6804	2.00	2.50	4.00				78.00	Toyota
6810 2M6810	5/64	5/64	3/16				3 1/2	General Motors Volvo
6813 2C6813	2.00	2.00	4.00				75.00	Mazda Nissan Toyota
6814 2C6814	1.50	2.00	4.00				80.00	Fiat
6817 2C6817	1/16	1/16	5/32				2.940	Triumph
6818 2C6818	2.00	2.00	4.00				75.00	Mazda Nissan Toyota
6823 2C6823	2.00	2.00	5.00				82.50	Opel
6825	5/64	5/64	3/16				3 1/2	Volvo
6830 2C6830	2.00	2.50	4.00				87.20	Nissan
6831 2C6831	2.00	2.00	4.00				83.00	Nissan

NUMERICAL INDEX



PART NUMBER	TOP GROOVE	2ND GROOVE	3RD GROOVE	4TH GROOVE	5TH GROOVE	6TH GROOVE	CYL. DIA.	POPULAR APPLICATION
2C6832	3.00	3.00	3.00	5.50			85.00	Fiat
2C6834	1.75	1.75	4.75	4.75			90.50	Rover
6837 2C6837	2.00	2.00	5.00				88.00	Opel
6840 2C6840	1/16	1/16	5/32				2.900	M.G. Triumph
6846 2C6846	2.00	2.50	4.00				86.00	Toyota
6854 2C6854	2.00	2.50	4.00				88.00	Toyota
6856 2C6856	2.00	2.00	4.00				83.00	Nissan Toyota
6857 2C6857	1.75	2.00	4.00				77.00	Renault
6860 2C6860	2.00	2.00	4.00				78.00	Fiat
6861 2C6861	2.00	2.00	2.00	4.50			88.00	Peugeot
2C6864	2.00	2.00	5.00				90.00	Citroen Porsche Volkswagen
6870 2C6870	1.75	2.00	4.00				73.00	Renault
6871 2C6871	2.00	2.00	4.00				78.00	Nissan
6872 2C6872	2.00	2.00	4.00				85.00	Nissan Subaru Toyota
6873 2C6873	5/64	5/64	3/16				3 3/4	General Motors Vauxhall
6874 2C6874	5/64	5/64	3/16				3 3/8	Vauxhall
6876 2C6876	2.00	2.00	4.00				80.00	Toyota
2C6880	2.00	2.00	4.00				70.00	Mazda
6886 2C6886	2.00	2.50	4.00				88.50	Toyota
6893	1/16	1/16	5/32				2.718	M.G.
6899 2C6899 2M6899	1.50	1.50	4.00				85.00	Chrysler Dodge Trucks Ford Mitsubishi Nissan Toyota
2C6910	1/8	1/8	3/32	3/16			3 3/4	Hercules
6912	5/64	3/32	3/32	1/4			3 5/16	Continental
6938 2C6938	1/16	1/16	1/8				2.795	Triumph-Motorcycle
6939	1/16	1/16	1/8				2.953	Bsa
6941	1/16	1/16	1/8				3.110	Bsa
6942 2C6942	1/16	1/16	1/8				2.638	Bsa Triumph-Motorcycle
6948	1/16	5/32					3 3/16	Harley-Davidson
6949	1/16	5/32					3 1/4	Harley-Davidson
6950	1/16	5/32					3 5/16	Harley-Davidson
6953	1/16	1/16	5/32				3 3/16	Harley-Davidson
6954	1/16	1/16	5/32				3 1/4	Harley-Davidson
6955	1/16	1/16	5/32				3 5/16	Harley-Davidson
2M6958	1/16	1/16	5/32				3 5/8	Harley-Davidson

NUMERICAL INDEX



PART NUMBER	TOP GROOVE	2ND GROOVE	3RD GROOVE	4TH GROOVE	5TH GROOVE	6TH GROOVE	CYL. DIA.	POPULAR APPLICATION
6962	5/64	5/64	3/16				3 9/16	Briggs & Stratton Onan
7001	1/16	1/16	5/32				3 9/16	Harley-Davidson
7002	1/16	1/16	5/32				3 1/2	Harley-Davidson
7003 2M7003	1/16	1/16	3/16				3 3/16	Harley-Davidson
2C7012	1/8	3/32	3/32	3/16			4.400	Ford John Deere
2C7014	1/8	3/32	3/16				4.400	Ford
2C7021	1/8	3/32	3/16				4.400	Ford
7024	1/16	1/16	3/16				3.313	Harley-Davidson
2D7101	2.00	1.50	2.00				69.60	Fiat Opel Subaru Suzuki Vauxhall
2D7104	2.50	2.00	3.00				82.50	Ford
2C7106	3/32	3/32	3/32	3/16			3 9/16	Ford
2C7113	3/32	3/32	3/32	1/4	1/4		4.000	John Deere
2C7114	1/8	1/8	1/4				3 11/16	International
2C7118	3/32	3/32	3/32	3/16			3 7/8	John Deere
7119 2C7119	3/32	3/32	3/32	3/16			3 1/2	John Deere
2C7122	3/32	3/32	3/32	1/4			4 1/4	Case
7123 2C7123	3/32	3/32	3/32	1/4			3 1/2	Case
2C7124	3/32	3/32	3/32	1/4			4 1/8	Case General Motors
2C7125	3/32	3/32	3/32	3/16			3.877	Allis Chalmers
2C7133	2.50	2.00	3.00				82.50	Ford
2C7134	1/8	3/32	3/16				3 13/16	Case
2C7136	3/32	3/32	3/32	3/16	3/16		3 9/16	Allis Chalmers
2D7138	2.50	2.00	2.50				88.00	Fiat Iveco
2C7139	3/32	3/32	3/32	1/4			3 3/4	Oliver
7140	3/32	3/32	1/8	1/4	1/4		3.601	Massey-Ferguson Perkins
2C7143	3/32	1/8	1/8	3/16	3/16		4 7/16	Buda
2C7144	3/32	3/32	3/16				3 3/8	International
2D7145	2.50	2.00	3.00				86.00	Ford
2C7148	1.75	2.00	3.00				76.50	Audi Volkswagen
2C7153	3/32	3/32	3/32	3/16			3 5/8	Ford
2C7155	3/32	3/32	3/16				3 5/8	John Deere
2M7157	3.50	2.00	3.00				83.00	Citroen Fiat Peugeot Suzuki
2C7158	3/32	3/32	3/16				3 7/8	John Deere
2D7167	1.75	1.75	3.00				84.00	Opel Vauxhall
7173	3/32	3/32	3/32	3/16			5.320	Minneapolis-Moline
2C7174	3/32	3/32	3/32	3/16			3.877	Allis Chalmers
2C7175	3/32	3/32	3/32	3/16			4.000	Ford

NUMERICAL INDEX



PART NUMBER	TOP GROOVE	2ND GROOVE	3RD GROOVE	4TH GROOVE	5TH GROOVE	6TH GROOVE	CYL. DIA.	POPULAR APPLICATION
2D7176	3.50	2.00	3.00				85.00	Citroen Fiat Ford Peugeot
2C7179	3/32	3/32	3/16				3 7/8	Oliver
2C7180	3/32	3/32	3/32	3/16			4.400	Ford
2C7181	3/32	3/32	3/16				4.200	Ford
2C7182	3/32	3/32	3/32	3/16			4.200	Ford
2C7183	3/32	3/32	3/16				4.400	Ford
2D7188	2.50	2.00	3.00				95.40	Isuzu
2C7193	1/8	3/32	1/4				3 13/16	International
2C7194	1.20	1.20	2.00				86.00	Toyota
2C7195	1/8	3/32	1/4				6 1/4	Caterpillar
2C7197	1/8	1/8	1/8	3/16			3 7/8	International
2C7201	3/32	3/32	3/32	1/4	1/4		3.877	Allis Chalmers
2C7207	3/32	1/8	1/8	1/4			3 3/8	Continental Massey-Ferguson
2C7210	3/32	3/32	3/32	3/16			4.400	Ford
2C7215	1.75	2.00	4.00				77.00	Citroen
2C7220	1/8	3/32	1/4				3 13/16	International
2D7225	2.00	1.50	3.00				95.40	Isuzu
7228	1.50	1.50	4.00				75.00	Opel
2D7228								Peugeot
2C7236	3/32	3/32	3/16				4 1/4	John Deere
2D7239	1.75	2.00	3.00				78.00	Peugeot
2C7243	3/32	3/32	3/32	1/4			3.877	Massey-Ferguson Perkins
2D7246	3/32	3/32	3/32	3/16			4 7/32	Ford
2D7254	3.00	1.95	2.50				75.00	Citroen Fiat Ford Peugeot
2C7258	2.50	2.50	4.00				100.00	Perkins
2D7259	3.00	2.00	3.00				82.00	Fiat
2C7264	2.50	2.50	4.00				97.00	Mercedes-Benz
2D7270	2.50	1.95	2.50				73.70	Citroen Ford Mazda Peugeot Toyota
2C7275	1.50	2.50	4.00				87.00	Mercedes-Benz
2D7276	3.00	2.39	4.00				102.00	Cummins Dodge Trucks
2D7277	2.00	1.50	2.00				93.00	Ford Mazda
2D7279	3.00	2.00	3.00				84.00	Bmw Rover
2D7282	1.75	2.00	3.00				81.00	Audi Skoda Volkswagen
2D7284	1.75	2.00	3.00				78.30	Audi Skoda Volkswagen
2C7288	2.50	2.00	3.00				84.00	Bmw
2D7290	2.00	1.75	3.00				84.00	Opel Vauxhall
2D7291	2.50	2.00	3.00				88.00	Dodge Trucks Mercedes-Benz

NUMERICAL INDEX



PART NUMBER	TOP GROOVE	2ND GROOVE	3RD GROOVE	4TH GROOVE	5TH GROOVE	6TH GROOVE	CYL. DIA.	POPULAR APPLICATION
2C7292	2.50	2.00	3.00				89.00	Mercedes-Benz Ssangyong
2D7296	2.00	2.00	2.50				76.00	Nissan Renault
2M7298	2.50	1.75	2.50				87.00	Renault
2D7299	3.00	2.00	2.00				84.00	Bmw
2M7328	3.00	1.75	2.50				89.00	Nissan Opel Renault Vauxhall
2D7329	2.50	2.00	3.00				86.00	Mercedes-Benz
2C7330	2.00	1.50	3.00				96.00	Toyota
2M7332	2.50	2.00	3.00				80.00	Nissan Renault
2C7333	1.75	2.00	4.00				82.00	Renault Volkswagen
2M7338	2.50	2.00	4.00				91.10	Hyundai Mitsubishi
2C7340	2.50	2.00	2.00				82.00	Alfa Romeo Fiat
2D7343	2.50	2.00	2.00				84.00	Nissan Opel Renault Vauxhall
2D7347	2.50	2.00	2.50				95.80	Fiat Iveco
2M7349	3.00	1.75	2.50				87.00	Nissan Opel Renault Vauxhall
2D7351	3.00	2.00	3.00				83.00	Citroen Fiat Lada Peugeot Suzuki
2D7352	2.00	2.00	3.00				80.00	Mercedes-Benz
2C7353	3.00	2.00	3.00				94.40	Fiat Iveco Opel Peugeot Renault Vauxhall
2D7355	3.00	2.00	3.00				82.00	Alfa Romeo Fiat
2C7356	2.00	2.00	4.00				92.00	Toyota Volkswagen
2C7357	3.00	2.00	3.00				80.00	Bmw
2D7359	2.00	1.50	3.00				92.00	Toyota
2C7361	2.50	2.00	3.00				91.00	Hyundai
2C7362	3.00	2.00	4.00				94.00	Vm Motori
2D7365	2.00	2.00	3.00				86.00	Ford
2D7366	2.00	2.00	2.00				82.00	Alfa Romeo Fiat Opel Saab Vauxhall
2D7367	2.00	2.00	2.00				83.00	Mercedes-Benz
2D7368	2.50	2.00	3.00				89.90	Ford
2D7374	2.50	2.00	2.00				84.00	Bmw

NUMERICAL INDEX



PART NUMBER	TOP GROOVE	2ND GROOVE	3RD GROOVE	4TH GROOVE	5TH GROOVE	6TH GROOVE	CYL. DIA.	POPULAR APPLICATION
2D7376	2.50	1.75	3.00				84.00	Opel Vauxhall
2D7377	2.00	2.00	2.00				89.90	Ford Rover
2M7379	2.50	2.00	4.00				91.10	Hyundai Mitsubishi
2M7382	2.00	2.00	2.00				83.00	Mercedes-Benz
7384 2C7384	2.00	2.00	4.00				93.00	Isuzu Opel Vauxhall
2C7401	2.00	2.00	3.00				97.10	Hyundai
2D7412	2.50	2.00	3.00				80.00	Bmw
2M7423	2.50	1.75	2.50				89.00	Nissan Renault
2C7424	2.00	1.50	3.00				79.00	Isuzu
2C7425	2.00	2.00	3.00				85.00	Honda
2C7428	2.00	1.50	3.00				82.20	Toyota
2D7431	2.50	1.95	2.00				75.00	Citroen Ford Peugeot Toyota Volvo
2C7432	1.20	1.50	2.50				63.50	Mercedes-Benz Smart
2N7434	1.20	1.20	2.50				66.50	Smart
2D7435	2.00	2.00	3.00				83.00	Audi Citroen Fiat Hyundai Lada Peugeot Rover Suzuki Volkswagen
2D7436	3.00	2.50	4.00				102.00	Mercedes-Benz
2C7437	3.00	3.00	3.00	5.00			95.00	Renault
2D7440	2.00	1.75	2.00				83.00	Jeep Mercedes-Benz
2N7442	1.50	1.75	3.00				90.90	Mercedes-Benz Ssangyong
2D7448	1.50	1.50	2.50				65.50	Mercedes-Benz
2C7449	3.00	2.00	2.50				94.40	Citroen Fiat Iveco Peugeot Renault
2M7450	2.50	2.00	2.50				94.40	Citroen Fiat Iveco Opel Peugeot Renault Vauxhall
2D7451	2.00	2.00	2.00				86.00	Ford
2C7454	2.00	2.00	4.00				91.10	Hyundai Mitsubishi
2D7455	2.50	2.00	3.00				84.00	Hyundai
2C7456	3.00	2.50	4.00				115.00	Isuzu

NUMERICAL INDEX



PART NUMBER	TOP GROOVE	2ND GROOVE	3RD GROOVE	4TH GROOVE	5TH GROOVE	6TH GROOVE	CYL. DIA.	POPULAR APPLICATION
2C7458	2.50	2.00	4.00				92.00	Alfa Romeo Chrysler Ford Opel Rover Vauxhall Vm Motori
2C7465	2.00	1.50	2.00				86.00	Toyota
2D7468	2.00	2.00	3.00				83.00	Hyundai Kia
2D7473	1/8	1/8	7/64				4 1/2	Caterpillar Ford
2D7476	2.50	2.00	3.00				81.00	Audi Volkswagen
2D7484	3.00	3.00	4.00				102.00	Cummins
2C7487	1.75	2.00	2.00				81.00	Audi Seat Skoda Volkswagen
2D7492	2.50	2.00	3.00				97.10	Hyundai
2D7493	1/8	1/8	7/64				4 1/2	Caterpillar
2D7495	2.50	2.00	3.00				87.00	Hyundai
2C7498	2.50	2.00	3.00				86.20	Ssangyong
2C7501	3/32	3/32	3/16				3 7/16	Ford
2C7503	3/32	3/32	3/32	1/4			3 1/2	International Oliver
2C7505	3/32	3/32	5/32	5/32			3 3/16	Ford
2C7513	1/8	1/8	1/8	3/16	3/16		3 9/16	Allis Chalmers Buda
2D7518	2.40	2.35	4.00				102.00	Cummins
2D7522	2.50	2.00	3.00				91.00	Hyundai Kia
2D7524	3/32	3/32	3/16				4 1/2	Caterpillar
2D7528	1.50	1.50	2.00				83.00	Alfa Romeo Chrysler Fiat Opel Saab Suzuki Vauxhall
2D7531	2.00	2.00	3.00				89.00	Nissan
2D7534	1.75	2.00	3.00				83.00	Audi Volkswagen
2D7536	1/8	1/8	1/8	1/4			3 3/8	Case Continental
7537	3/32	3/32	5/32	5/32			3 5/16	Ferguson Massey-Ferguson
2C7538	2.00	2.00	3.00				82.50	Ford Mazda
2D7540	2.00	2.00	3.00				79.00	Opel Vauxhall
2C7543	1/8	1/8	1/8	1/4			3 1/8	International
2D7545	2.00	1.75	3.00				81.00	Volvo
2C7547	3/32	3/32	3/32	1/4			3 9/16	International

NUMERICAL INDEX



PART NUMBER	TOP GROOVE	2ND GROOVE	3RD GROOVE	4TH GROOVE	5TH GROOVE	6TH GROOVE		CYL. DIA.	POPULAR APPLICATION
2D7549	2.50	2.00	2.00					85.00	Citroen Ford Jaguar Mitsubishi Peugeot Rover
2C7553	3/32	1/8	1/8	3/16				4 1/8	Allis Chalmers International
2C7558	3/32	3/32	3/32	1/4				3 3/8	Case International
2C7564	3/32	3/32	3/32	3/16				3 3/16	International
2C7567	1/8	1/8	1/8	3/16				3 5/8	Minneapolis-Moline
2C7578	1/8	1/8	1/8	3/16				3 5/16	Continental Ferguson Massey-Ferguson
2C7580	3/32	3/32	3/32	1/4				4 1/8	Allis Chalmers Case International
2C7581	3/32	3/32	3/32	3/16				3 5/8	Case John Deere Minneapolis-Moline Oliver Waukesha
7582 2C7582	3/32	3/32	5/32	5/32				3 1/4	Ferguson Massey-Ferguson
7584 2C7584	3/32	3/32	3/32	3/16				3 1/4	International
2C7585	3/32	3/32	3/32	3/16	3/16			3 7/16	International
7593 2C7593	3/32	3/32	3/32	3/16				3 5/8	Allis Chalmers Case
2C7642	1/8	1/8	1/8	1/8	1/4			5 7/8	John Deere
2C7647	3/32	3/32	3/32	1/4				3 7/8	International
2C7654	3/32	3/32	3/32	1/4				4.000	International John Deere
2C7656	3/32	3/32	3/32	1/4				4.000	Case
7659 2C7659	1/8	1/8	1/8	3/16				3.625	Case
7663	3/32	3/32	3/32	3/16				3 5/8	Case Waukesha
2C7666	3/32	1/8	1/8	1/4				4.000	Case
2C7669	1/8	1/8	1/8	3/16				3 3/4	Buda Hercules John Deere Kermath Le Roi Minneapolis-Moline Oliver Waukesha
2C7671	3/32	3/32	3/32	3/16				3 3/8	Continental Ferguson Massey-Ferguson
2C7673	3/32	3/32	3/16					3.900	Ford
2C7674	1/8	1/8	1/8	1/8	1/4			6 1/8	John Deere
2C7675	3/32	3/32	3/32	1/4				4 1/4	John Deere
2C7677	3/32	3/32	3/32	1/4				3 5/8	International
2C7681	3/32	3/32	3/32	1/4				3 7/16	International
2C7687	3/32	3/32	1/4					3 9/16	International
7689 2C7689	3/32	3/32	3/16					3 1/4	International

NUMERICAL INDEX



PART NUMBER	TOP GROOVE	2ND GROOVE	3RD GROOVE	4TH GROOVE	5TH GROOVE	6TH GROOVE			CYL. DIA.	POPULAR APPLICATION
2C7690	5/32	1/8	1/8	1/8	1/4				6 1/8	John Deere
2C7696	3/32	3/32	1/4						3 1/8	International
2C7698	3/32	3/32	1/4						3 3/16	International
2C7702	3/32	3/32	3/32	3/16					3 3/4	Allis Chalmers Oliver
2C7703	3/32	3/32	3/32	3/16					3 7/8	Allis Chalmers Oliver
7705 2C7705	3/32	3/32	3/32	3/16					3 7/16	Allis Chalmers Case
7707	3/32	3/32	3/16						2.000	John Deere
2C7724	3/32	3/32	3/32	1/4					3 1/8	International
2C7731	3/16	3/16	3/16	3/16	5/16				5 1/2	John Deere
2C7733	3/16	3/16	3/16	3/16					4 1/2	John Deere
2C7742	1/8	1/8	1/8	1/4					3 9/16	John Deere
2C7745	1/8	1/8	1/8	3/16					3 5/8	Minneapolis-Moline
2C7747	1/8	1/8	1/8	1/4					3 3/4	Oliver Waukesha
2C7758	1/8	1/8	1/8	3/16					3.000	Continental International
2C7762 7762	1/8	1/8	1/8	3/16					3 3/8	Ferguson Allis Chalmers Continental Massey-Ferguson
2C7771	5/32	5/32	1/8	1/4					4.000	John Deere
2C7778	1/8	1/8	1/8	1/4	3/16				4 1/2	Case
2C7784	1/8	1/8	1/8	1/8	1/8	1/4	1/4		5 3/4	John Deere
7785 2C7785	3/32	3/32	3/16						3 1/4	Onan Wisconsin
2C7789	1/8	1/8	1/8	3/16					3 1/4	Case Continental Ferguson Massey-Ferguson
2C7790	3/32	3/32	1/8	1/4					3 7/16	International
2C7794	3/32	3/32	1/8	1/4					4 1/8	Allis Chalmers International
2C7795	3/32	3/32	3/32	1/4					4.000	Case International Massey-Ferguson
2C7796	3/32	3/32	3/32	1/4	1/4				4.000	International
2C7799	3/32	3/32	3/32	3/16					3 1/8	International
2D7802	2.30	1.50	3.00						98.50	Mitsubishi
2D7803	3.00	2.00	3.00						84.45	Honda Rover
2D7809	2.00	2.00	3.00						86.00	Nissan
2D7810	2.00	2.00	3.00						83.00	General Motors Opel Vauxhall
2D7811	2.50	1.50	2.00						85.00	Honda
2D7816	1.75	1.75	2.00						84.00	Bmw
2D7821	1.75	1.75	3.00						77.20	Hyundai
2D7827	2.00	1.75	2.00						81.00	Volvo
2D7834	2.50	2.50	3.00						81.00	Volkswagen
2D7836	1.50	1.50	2.00						69.60	Fiat Opel
7843 2C7843	1/8	1/8	3/16						3 1/4	Hercules John Deere
2C7844	1/8	1/8	3/16						3 1/2	John Deere

NUMERICAL INDEX



PART NUMBER	TOP GROOVE	2ND GROOVE	3RD GROOVE	4TH GROOVE	5TH GROOVE	6TH GROOVE	CYL. DIA.	POPULAR APPLICATION
7859 2C7859	3/32	3/32	3/16				2 5/8	Continental Hercules International Kohler
7868	1/8	1/8	1/8	3/16			3 1/4	Wisconsin
7887	3/32	3/32	1/8	3/32	1/8		2 1/2	Bendix
7888	3/32	3/32	3/16				2 5/8	Bendix
2C7940	1/8	1/8	1/8	1/4			5 1/2	John Deere
2C7941	3/32	3/32	3/32	3/16			3 11/16	Case
2C7945	3/32	3/32	3/16				3 5/8	Ford
2C7997	3/32	3/32	1/8	1/4			4.000	Case International Massey-Ferguson
2C7998	1/8	1/8	1/8	1/4	1/8	1/4	6.000	John Deere
2C7999	3/32	3/32	3/32	3/16	3/16		3.900	Ford
8266	1/8	1/8	1/8	1/8			2 1/16	Bendix
2M8505	1.50	1.50	3.00				104.78	General Motors
2M8510	1.50	1.50	3.00				107.95	General Motors
SC8513	1.00	1.20	2.80				84.00	Honda
2M8521 SM8521	1.50	1.50	3.00				101.60	Ford General Motors
2M8525 SM8527	1.50 0.043	1.50 0.063	3.00 0.188				114.30 4.000	General Motors Ford General Motors
SM8531	1.50	1.50	3.00				96.01	General Motors
2M8535	1.50	1.50	3.00				114.30	General Motors
SM8537	0.043	0.063	0.188				4.000	Ford General Motors
2M8542	1/16	1/16	3/16				4.000	Ford General Motors
2M8543	1/16	1/16	3/16				4.000	Ford General Motors
SM8547	0.043	0.063	0.188				4.125	General Motors
SM8550	0.043	0.043	3.000				4.125	Chrysler General Motors
2M8552	1/16	1/16	3/16				4.125	General Motors
SM8555	1.50	1.50	3.00				99.01	General Motors
SM8556	0.043	0.043	3				4.000	Chrysler Ford General Motors
SM8557	0.043	0.063	0.188				4.125	General Motors
2M8559	1/16	1/16	3/16				4.125	General Motors
SM8560	1.50	1.50	3.00				99.49	Chrysler
2M8562	1/16	1/16	3/16				4.250	Chrysler General Motors
SM8565	1.50	1.50	3.00				101.60	Chrysler General Motors
SM8567	0.043	0.063	0.188				4.250	Chrysler General Motors
2M8569	1.50	1.50	3.00				107.95	General Motors
2M8571	1/16	1/16	1/8				4.000	Chrysler Ford General Motors
SM8582	0.043	0.043	3.000				4.500	General Motors
2M8588	1/16	1/16	3/16				4.500	General Motors
SM8592	0.043	0.063	3.000				4.500	General Motors
2M8594	1/16	1/16	3/16				4.500	General Motors
SN9035	1.20	1.20	3.00				99.01	General Motors
SN9040	1.20	1.20	3.00				99.49	Chrysler

NUMERICAL INDEX



PART NUMBER	TOP GROOVE	2ND GROOVE	3RD GROOVE	4TH GROOVE	5TH GROOVE	6TH GROOVE	CYL. DIA.	POPULAR APPLICATION
SN9045	1.20	1.20	3.00				101.60	Chrysler General Motors
SN9050	1.20	1.20	3.00				104.78	General Motors
SN9055	1.20	1.50	3.00				99.01	General Motors
SN9060	1.20						99.49	Chrysler
SN9065	1.20	1.50	3.00				101.60	Chrysler General Motors
9100	2.00	3.00	4.00				90.00	Ford
9101	2.00	2.00	4.00				84.07	Opel
2C9101								
2C9340	1.50	2.00	3.00				85.00	Lada
2D9349	2.50	2.00	4.00				93.00	Citroen Peugeot
2C9356	1.50	2.00	3.00				72.00	Citroen Peugeot
2M9365	1.50	1.50	3.00				78.50	Citroen
2C9369	1.20	1.50	2.50				78.50	Peugeot
2C9372	1.75	2.00	3.00				75.00	Citroen Peugeot
2C9377	1.50	2.00	4.00				82.00	Lada
2D9384	3.00	2.00	4.00				93.00	Alfa Romeo Fiat Renault
2C9502	1/16	5/64	5/32				3 3/16	Ford
2M9502								
2C9503	1.50	2.00	4.00				74.00	Citroen
9505	2.00	2.00	2.50	4.00			86.50	Mercedes-Benz
2C9505								
2C9506	3.00	2.00	4.00				87.00	Mercedes-Benz
9514	1.50	2.00	4.00				86.00	Fiat
2C9514								
9516	1.50	2.00	4.00				84.00	Fiat
2C9516								Peugeot
9519	1.50	1.75	4.00				80.00	Alfa Romeo
2C9519								
2C9520	1.50	1.75	4.00				78.00	Alfa Romeo
9526	1/16	1/16	5/32				3.160	Austin Rover M.G.
9547	1.50	1.50	2.00				82.50	Volkswagen
2C9547								
9549	2.00	2.00	4.75				98.43	Jeep

NOTES

NOTES

NOTES

DATA PROVIDERS AND REGISTRATION



Hastings has multiple registrations around the world, from Brasil to Russia.



Hastings Manufacturing Company Quality Certifications:





 **HASTINGS**
Piston Rings

Hastings Manufacturing Company, 325 N Hanover St, Hastings MI 49058 USA
Phone +1 269-945-2491 E-mail info@hastingsmfg.com

www.hastingspistonrings.com

Printed in the USA © 2018 Hastings Manufacturing Company Form H10019A